Hopespare

HYDRAULIC AND PNEUMATIC CONNECTORS







THE ENGINEERS CATALOGUE | 2024/26

www.hopespare.com

Hopespare
HYDRAULIC AND PNEUMATIC CONNECTORS

MOBILE SERVICE

Need a hydraulic hose replacement?

Call **FREEPHONE**

0800 056 5644

90 Minutes ETA!

We know how important it is to have an efficient and reliable service chain. Our team of experienced Mobile Service Technicians are equipped to replace your hydraulic hose failures and breakdowns.

With our fleet of Mobile Service Vans, stocked with Parker hose and fittings covering London, Hertfordshire, Bedfordshire, Buckinghamshire and Essex regions and being part of a national coverage service with the Parker Hose Doctor Network, we aim to have a technician on-site within 90 minutes!

Our Mobile Service Technicians supply a wide range of products including hydraulic hose, industrial hose, pneumatics, oils and lubricants, oil spill products, and many more...

In addition to our Mobile Service, we offer the backup of our Parker Store Trade Counters, hydraulic RAM Repair Service and our Hydraulic Systems Installation team.

HOPESPARE, WE ARE YOUR SOLUTION!

For all your **RAM, HYDRAULIC** and **PNEUMATIC** needs,
contact your local Hopespare Trade Counter today!

Aylesbury

Unit 1 March Place
Gatehouse Way
Aylesbury
HP19 8UG

E: aylesbury@hopespare.com

T: 01296 484934

F: 01296 435567

Enfield

Unit 31 Woodall Road
Redburn Industrial Estate
Enfield
EN3 4LQ

E: enfield@hopespare.com

T: 020 8804 9001

F: 020 8805 3359

Hemel Hempstead

Head Office

Units 17 & 19
McDonald Business Park
Hemel Hempstead
HP2 7EB

E: sales@hopespare.com

T: 01442 212961

F: 01442 219021

Watford

13 Empire Centre
Imperial Way
Watford
WD24 4YH

E: watford@hopespare.com

T: 01923 801488

F: 01923 801788

www.hopespare.com

Hopespare
HYDRAULIC AND PNEUMATIC CONNECTORS

For all your **HYDRAULIC** and **PNEUMATIC** based products in one place.

Including:

- Hose
- Hose Assemblies
- Fittings:
  Brass, Steel/Stainless Steel,
  Compression, Metric/Imperial
- Filters
- Quick Couplings
- Tubing
  Valves
- Gauges/Sensors
- Flanges
- KarryKrimp Hose Crimper
- Machinery and Tooling
- Lubricants and Accessories

...and many more!

We also offer:

- Friendly Customer Service at all our locations
- Mobile Breakdown Service operating 24/7, 365 days per year
- RAM Repair Service

Plus:

Our **SYSTEMS DIVISION** offer a Design, Installation and Maintenance Service

MAKE THE RIGHT CONNECTION

Contact one of our Trade Counters **TODAY!**

Hopespare
HYDRAULIC AND PNEUMATIC CONNECTORS

CUSTOMER SERVICE

Our Hopespare team offer you:

- Over 40 years experience and expertise within the Fluid Power industry
- Office and Trade Counters open 08:00am–05:00pm Monday to Friday
- Mobile service available 24/7, 365 days per year
- Our areas of experience and expertise include:
- Construction
- Plant
- Golf
- Films

Benefits to you:

- Our experience and expertise will provide you with peace of mind
- A rapid response
- Redution of Powerdown time

Aylesbury

Unit 1 March Place
Gatehouse Way
Aylesbury
HP19 8UG

E: aylesbury@hopespare.com

T: 01296 484934

F: 01296 435567

Enfield

Unit 31 Woodall Road
Redburn Industrial Estate
Enfield
EN3 4LQ

E: enfield@hopespare.com

T: 020 8804 9001

F: 020 8805 3359

Hemel Hempstead

Head Office

Units 17 & 19
McDonald Business Park
Hemel Hempstead
HP2 7EB

E: sales@hopespare.com

T: 01442 212961

F: 01442 219021

Watford

13 Empire Centre
Imperial Way
Watford
WD24 4YH

E: watford@hopespare.com

T: 01923 801488

F: 01923 801788

www.hopespare.com

Hopespare
HYDRAULIC AND PNEUMATIC CONNECTORS

SYSTEMS - INSTALLATION & SERVICE

We offer:

- Integrated Design and Build
- Turn Key Solutions
- Full Installation and Commissioning of your Hydraulic System
- Competitive Full Service and Maintenance programme for your system

Benefits to you:

- Peace of Mind—working knowledge of system and its history
- Proven track record and success stories across a range of industries
- Team expertise installing over 30km Pipework
- Decreased Downtime








Aylesbury

Unit 1 March Place
Gatehouse Way
Aylesbury
HP19 8UG

E: aylesbury@hopespare.com

T: 01296 484934

F: 01296 435567

Enfield

Unit 31 Woodall Road
Redburn Industrial Estate
Enfield
EN3 4LQ

E: enfield@hopespare.com

T: 020 8804 9001

F: 020 8805 3359

Hemel Hempstead

Head Office

Units 17 & 19
McDonald Business Park
Hemel Hempstead
HP2 7EB

E: sales@hopespare.com

T: 01442 212961

F: 01442 219021

Watford

13 Empire Centre
Imperial Way
Watford
WD24 4YH

E: watford@hopespare.com

T: 01923 801488

F: 01923 801788

www.hopespare.com

Hopespare
HYDRAULIC AND PNEUMATIC CONNECTORS

MOBILE SERVICE/HOSE DOCTOR

Features:

- Operates 24/7, 365 days a year
- Onsite diagnosis of failure or breakdown
- Onsite repairs or replacements
- Competitie Pricing

Benefits:

- 90 Minutes ETA
- Offer of 1 hour contract service
- Experienced mobile technicians
- All-weather service

RAM REPAIR

Features:

- Resealing - Like-for-Like
- Re-Rodding
- Welding

Benefits:

- Reduced Downtime
- Increase Productivity
- Value for Money

MAKE THE RIGHT CONNECTION

Contact one of our Trade Counters **TODAY!**

CONTENTS

	1	Hydraulics	3-284
	2	Hydraulic Quick Release Couplings	285-320
	3	Pneumatic Quick Release Couplings	321-406
	4	Monitor & Test	407-446
	5	Pneumatic & Vacuum	447-762
	6	Push-in Fittings & Tubing	763-918
	7	Valves & Actuation	919-1060
	8	Ring Main	1061-1136
	9	Hose Tails, Adaptors, Fittings & Manifolds	1137-1224
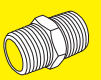	10	Stainless Steel	1225-1332
	11	Malleable Iron	1333-1398
	12	Hose, Couplings, Ducting & Hose Reels	1399-1510
	13	Clips & Clamps	1511-1558
	14	Paint, Sprays & Adhesives	1559-1590
	15	Blow Guns, Vacuum & Nozzles	1591-1616
	16	Fuelling, Lubrication, Wash Down & Misting	1617-1696
	17	Compressors & Air Tools	1697-1726
	18	Hand Tools & PPE	1727-1765

BRANDS

We offer industry leading brands and expertly engineered solutions for all your **Fluid Power** needs.

1 Hydraulics 3-284
2 Hydraulic Quick Release Couplings 285-320
3 Pneumatic Quick Release Couplings 321-406
4 Monitor & Test 407-446
5 Pneumatic & Vacuum 447-762
6 Push-in Fittings & Tubing 763-918
7 Valves & Actuation 919-1060
8 Ring Main 1061-1136
9 Hose Tails, Adaptors, Fittings & Manifolds 1137-1224
10 Stainless Steel 1225-1332
11 Malleable Iron 1333-1398
12 Hose, Couplings, Ducting & Hose Reels 1399-1510
13 Clips & Clamps 1511-1558
14 Paint, Sprays & Adhesives 1559-1590
15 Blow Guns, Vacuum & Nozzles 1591-1616
16 Fuelling, Lubrication, Wash Down & Misting 1617-1696
17 Compressors & Air Tools 1697-1726
18 Hand Tools & PPE 1727-1765

SECTION 1

Hydraulics

1.01 Hydraulic Hose & Inserts 6-41
1.02 Hose Retention, Sleeves & Cleaning 42-51
1.03 Hydraulic Threaded Adaptors & Flanges 52-108
1.04 Hydraulic Seals & Caps 109-114
1.05 Hydraulic Compression Fittings 115-178
1.06 Tube & Clamps 179-201
1.07 Valves, Pumps & Motors 202-237
1.08 Hydraulic Threaded Valves 238-246
1.09 Test, Flow Filtration & Cooling 247-273
1.10 Lifting Equipment, Spill & Oils 274-284

SECTION 1

1.01 Hydraulic Hose & Inserts

6-41

- Hydraulic Hose Range
- Breaker Hose Assemblies, Hose Ferrules
- Hose Connectors
- Interlock Hose Connectors
- Stainless Steel Ferrules
- Stainless Steel Adaptors & Hose Fittings
- Push Style Hose System
- Reusable Fittings

1.02 Hose Retention, Sleeves & Cleaning

42-51

- Retention Systems
- Protective Hose Sleeves
- Hose & Pipe Cleaning Kits
- Service Plugs

1.03 Hydraulic Threaded Adaptors & Flanges

52-108

- Adaptors
- ORFS
- JIC & High Pressure Adaptors
- Stainless Steel Adaptors
- 316 Precision Instrumentation Pipe Fittings
- 10,000 psi 316 Stainless Steel Adaptors
- 37° JIC Stainless Steel Flare Fittings
- SAE Flanges

1.04 Hydraulic Seals & Caps

109-114

- Seals, Plastic Caps & Plugs

1.05 Hydraulic Compression Fittings

115-178

- Component Parts
- Male Stud Couplings
- Male Stud Elbows & Reducing Bushes
- Tube to Tube Couplings
- Banjo Couplings
- Welding Couplings
- Adjustable Stud Couplings
- Swivel Couplings
- Female Stud & Gauge Couplings
- Reducing Couplings
- Din 2353 Body Only Fittings
- Flange Couplings
- Valves
- Standpipe Adaptors
- High Pressure Metric Tube Couplings
- Imperial Compression Fittings
- 316 Stainless Steel Tube Fittings
- Stainless Steel Component Parts
- 316 Stainless Steel Twin Ferrule Tube Fittings (Imperial & Metric)



Hydraulics

1.06 Tubes & Clamps

179-201

- Hydraulic Tubing (Imperial & Metric)
- Hydraulic Tube Clamps & Accessories
- Pipe Clamping Systems



1.07 Valves, Pumps & Motors

202-237

- CETOP Directional Control Valves
- CETOP Manifold & Auxiliary Plates
- Hydraulic Directional Control Valves
- System Stack Valves
- CETOP Valve Coils
- Industrial Vane Pumps
- Hydraulic Piston Pumps
- Gear Pumps
- Gear Motors
- Hand Pumps
- Control Valves

1.08 Hydraulic Threaded Valves

238-246

- Hydraulic Ball Valves
- Non-return Valves
- Flow Control Valves
- Stainless Steel Hydraulic Valves
- Needle Valves
- Diverter Valves
- Threaded Hydraulic Valves



1.09 Test, Flow Filtration & Cooling

247-273

- Hydraulic Filtration
- High Pressure Hydraulic Filtration
- Flow Metering
- Hydraulic Accessories
- Hydraulic Pressure Gauges
- Test Point Couplings
- Hydraulic Oil Coolers

1.10 Lifting Equipment, Spill & Oils

274-284

- Hydraulic Cylinders
- Hydraulic Pumps
- Hydraulic Cylinder Kits
- Hydraulic Tooling & Lifting Accessories
- Bottle Jacks
- Toe Jacks
- Spill Absorbents
- Chemical Spill Absorbents
- Spill Kits, Spill Trays
- Drain Cover, Drum Pallets
- Absorbent Dispensing Station

HYDRAULIC HOSE RANGE

EN853-1, DIN20022 (Exceeds SAE 100R1AT)

Application:
Medium pressure hydraulic applications
Specification:
DIN 20022, EN853 – 1 Exceeds 100 R1AT
Construction:
Inner tube: oil resistant synthetic rubber (NBR)
Reinforcement: 1 single steel wire braid
Outer cover: oil and weather resistant synthetic rubber
Recommended Fluids:
Hose suitable for petroleum based hydraulic oil and water-glycol based . uids, air and water

NB: For air above 17 bar, the hose cover must be pin-pricked

Available per 1 metre
Smooth cover available on request

Working Temperature:
-40°C to +100°C

1 Wire, 100 Metre Coils

0303	ID	OD mm	Max Pressure Bar	Bend Radius mm	Burst Pressure Bar
100R1AT-03-100	3/16"	12.5	250	90	1000
100R1AT-04-100	1/4"	14.1	225	100	900
100R1AT-05-100	5/16"	15.7	215	115	850
100R1AT-06-100	3/8"	18.1	180	130	720
100R1AT-08-100	1/2"	21.4	160	180	640
100R1AT-10-100	5/8"	24.5	130	200	520
100R1AT-12-100	3/4"	28.5	105	240	420
100R1AT-16-100	1"	36.6	88	300	350
Tech Sheet 5001					

1 Wire, 40 Metre Coils

0303	ID	OD mm	Max Pressure Bar	Bend Radius mm	Burst Pressure Bar
100R1AT-20-40	1.1/4"	44.8	63	420	250
100R1AT-24-40	1.1/2"	52	50	500	200
100R1AT-32-40	2"	65.9	40	630	160
Tech Sheet 5001					

Technical Data

Hydraulic Hose, EN853, DIN20022, SAE100R1AT

Part Number	Size		Working Pressure		Burst Pressure		Bend Radius		Swaging Dimensions		Tail ID Top Tolerance	Tail ID Bottom Tolerance	Swaged No Go	Swaged Go
	mm	inch	bar	psi	bar	psi	Inch	mm	FT3 Type Ferrule	Swage Dia. in mm	mm	mm	mm	mm
100R1AT-03	4.7	3/16	250	3625	1000	14503	3.54	90	FT3-12-03CF	15	2.89	3.05	2.80	2.93
100R1AT-04	6.3	1/4	225	3260	900	13050	3.94	100	FT3-12-04CF	17.8	3.86	3.67	3.67	3.45
100R1AT-05	8	5/16	215	3120	850	12325	4.53	115	FT3-12-05CF	20.5	5.29	5.11	5.11	4.91
100R1AT-06	10	3/8	180	2610	720	10440	5.12	130	FT3-12-06CF	21.6	6.78	6.42	6.42	6.13
100R1AT-08	12.5	1/2	160	2320	640	9280	7.09	180	FT3-12-08CF	24	9.21	8.86	8.86	8.4
100R1AT-10	16	5/8	130	1885	520	7540	7.87	200	FT3-12-10CF	28.7	12.09	11.59	11.59	10.99
100R1AT-12	19	3/4	105	1520	420	6090	9.45	240	FT3-12-12CF	31.3	14.46	13.91	13.91	13.31
100R1AT-16	25	1	88	1280	350	5075	11.81	300	FT3-12-16CF	41	18.89	18.29	18.29	17.68
100R1AT-20	31.5	1.1/4	63	910	250	3625	16.54	420	FT3-12-20CF	48.5	25.4	24.69	24.69	23.8
100R1AT-24	38	1.1/2	50	725	200	2900	19.69	500	FT3-12-24CF	58.5	31.4	30.6	30.6	29.8
100R1AT-32	51	2	40	580	160	2320	24.8	630	FT3-12-32CF	70	41.4	40.6	40.6	30.8

EN853-2, DIN20022 (Exceeds SAE 100R2AT)

Application:
Medium pressure hydraulic applications
Specification:
DIN 20022, EN853-2, exceeds SAE100 R2AT
Construction:
Inner tube: oil resistant synthetic rubber (NBR)
Reinforcement: 2 single steel wire braids
Outer cover: oil and weather resistant synthetic rubber
Recommended Fluids:
Hose suitable for petroleum based hydraulic oil and water-glycol based fluids, air and water

NB: For air above 17 bar, the hose cover must be pin-pricked

Available per 1 metre
Smooth cover available on request

Working Temperature:
-40°C to +100°C

2 Wire, 100 Metre Coils

0303	ID	OD mm	Max Pressure Bar	Bend Radius mm	Burst Pressure Bar
100R2AT-03-100	3/16"	14.1	415	90	1650
100R2AT-04-100	1/4"	15.7	400	100	1600
100R2AT-05-100	5/16"	17.3	350	115	1400
100R2AT-06-100	3/8"	19.7	330	130	1320
100R2AT-08-100	1/2"	23.0	275	180	1100
100R2AT-10-100	5/8"	26.2	250	200	1000
100R2AT-12-100	3/4"	30.1	215	240	850
100R2AT-16-100	1"	38.9	165	300	650
Tech Sheet 5002					

2 Wire, 40 Metre Coils

0303	ID	OD mm	Max Pressure Bar	Bend Radius mm	Burst Pressure Bar
100R2AT-20-40	1.1/4"	49.6	125	420	500
100R2AT-24-40	1.1/2"	56.0	90	500	360
100R2AT-32-40	2"	68.6	80	630	320
Tech Sheet 5002					

Technical Data

Hydraulic Hose, EN853, DIN20022, SAE100R2AT

Part Number	Size		Working Pressure		Burst Pressure		Bend Radius		Swaging Dimensions		Tail ID Top Tolerance	Tail ID Bottom Tolerance	Swaged No Go	Swaged Go
	mm	inch	bar	psi	bar	psi	Inch	mm	FT3 Type Ferrule	Swage Dia. in mm	mm	mm	mm	mm
100R2AT-03	4.7	3/16	415	6019	1650	23931	3.54	90	FT3-12-03CF	16.4	2.89	3.05	2.80	2.93
100R2AT-04	6.3	1/4	400	5800	1600	23200	3.94	100	FT3-12-04CF	18.1	3.86	3.67	3.67	3.45
100R2AT-05	8	5/16	350	5075	1400	20300	4.53	115	FT3-12-05CF	19.7	5.29	5.11	5.11	4.91
100R2AT-06	10	3/8	330	4785	1320	19140	5.12	130	FT3-12-06CF	22.1	6.78	6.42	6.42	6.13
100R2AT-08	12.5	1/2	275	3990	1100	15950	7.09	180	FT3-12-08CF	24.6	9.21	8.86	8.86	8.4
100R2AT-10	16	5/8	250	3625	1000	14500	7.87	200	FT3-12-10CF	28.2	12.09	11.59	11.59	10.99
100R2AT-12	19	3/4	215	3120	850	12325	9.45	240	FT3-12-12CF	32.5	14.46	13.91	13.91	13.31
100R2AT-16	25	1	165	2390	650	9425	11.81	300	FT3-12-16CF	40.3	18.89	18.29	18.29	17.68
100R2AT-20	31.5	1.1/4	125	1810	500	7250	16.54	420	FT3-12-20CF	51.5	25.4	24.69	24.69	23.8
100R2AT-24	38	1.1/2	90	1305	360	5220	19.69	500	FT3-12-24CF	59.7	31.4	30.6	30.6	29.8
100R2AT-32	51	2	80	1160	320	4640	24.8	630	FT3-12-32CF	73.4	41.4	40.6	40.6	30.8

HYDRAULIC HOSE RANGE

Compact Hydraulic Hose, EN857-1SC

1 Wire Compact Hose

Application:
Medium pressure hydraulic applications with space constraints and greater flexibility is required

Specification:
EN857 – 1SC

Construction:
Inner tube: oil resistant synthetic rubber (NBR)
Reinforcement: 1 single steel wire braid
Outer cover: oil and weather resistant synthetic rubber

Recommended Fluids:
Hose suitable for petroleum based hydraulic oil and water-glycol based fluids, air and water

NB: For air above 17 bar, the hose cover must be pin-pricked

Available per 1 metre

Smooth cover available on request

Working Temperature:
-40°C to +100°C

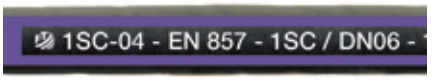

1 Wire, 100 Metre Coils

0303	ID	OD mm	Max Pressure Bar	Bend Radius mm	Burst Pressure Bar
1SC-04-100	1/4"	13.5	225	75	900
1SC-06-100	3/8"	16.9	180	90	720
1SC-08-100	1/2"	20.4	160	130	640
1SC-12-100	3/4"	26.7	105	180	420
Tech Sheet 5003					

Technical Data

1 Wire Compact Hose, EN857- 1SC

Part Number	Size		Working Pressure		Burst Pressure		Bend Radius		Swaging Dimensions		Tail ID Top Tolerance	Tail ID Bottom Tolerance	Swaged No Go	Swaged Go
	mm	inch	bar	psi	bar	psi	Inch	mm	FR79 Type Ferrule	Swage Dia. in mm	mm	mm	mm	mm
1SC-04	6.3	1/4	225	3260	900	13050	2.95	75	FR79-04	14.7	3.86	3.67	3.67	3.45
1SC-06	10	3/8	180	2610	720	10440	3.54	90	FR79-06	19	6.78	6.42	6.42	6.13
1SC-08	12.5	1/2	160	2320	640	9280	5.12	130	FR79-08	23.3	9.21	8.86	8.86	8.40
1SC-12	19	3/4	105	1520	420	6090	7.09	180	FR79-12	30.8	14.46	13.91	13.91	13.31

Danfoss Waltech

For **full range of Danfoss Waltech couplings** see pages **115-137**

Compact Hydraulic Hose, EN857-2SC

2 Wire Compact Hose

Application:

Medium pressure hydraulic applications with space constraints and greater flexibility is required

Specification:

EN857 – 2SC

Construction:

Inner tube: oil resistant synthetic rubber (NBR)

Reinforcement: 2 single steel wire braids

Outer cover: oil and weather resistant synthetic rubber

Recommended Fluids:

Hose suitable for petroleum based hydraulic oil and water-glycol based fluids, air and water

NB: For air above 17 bar, the hose cover must be pin-pricked

Available per 1 metre

Smooth cover available on request

Working Temperature:
-40°C to +100°C

2 Wire, 100 Metre Coils

0303	ID	OD mm	Max Pressure Bar	Bend Radius mm	Burst Pressure Bar
2SC-04-100	1/4"	14.2	400	75	1600
2SC-06-100	3/8"	18.3	330	90	1320
2SC-08-100	1/2"	21.5	275	130	1100
2SC-12-100	3/4"	28.6	215	200	860
2SC-16-100	1"	36.6	165	250	660
Tech Sheet 5004					

Technical Data

2 Wire Compact Hose, EN857- 2SC

Part Number	Size		Working Pressure		Burst Pressure		Bend Radius		Swaging Dimensions		Tail ID Top Tolerance	Tail ID Bottom Tolerance	Swaged No Go	Swaged Go
	mm	inch	bar	psi	bar	psi	Inch	mm	F2SC Type Ferrule	Swage Dia. in mm	mm	mm	mm	mm
2SC-04	6.3	1/4	400	5800	1600	23200	2.95	75	F2SC-04	17.6	3.86	3.67	3.67	3.45
2SC-06	10	3/8	330	4785	1320	19140	3.54	90	F2SC-06	20.5	5.29	5.11	5.11	4.91
2SC-08	12.5	1/2	275	3990	1100	15950	5.12	130	F2SC-08	24.3	6.78	6.42	6.42	6.13
2SC-12	19	3/4	214	3120	860	12470	7.86	200	F2SC-12	31.5	9.20	8.86	8.86	8.40
2SC-16	25	1	165	2390	660	9570	9.84	250	F2SC-16	39	18.89	18.29	18.29	17.68

For **Fire Sleeves** see pages **44-45**

HYDRAULIC HOSE RANGE

MSHA Approved, EN853, DIN20022 (Exceeds SAE 100R2AT)

2 Wire Compact Hose

Application:

Medium pressure hydraulic applications were MSHA approval and certification is required

Specification:

MSHA Approved, DIN 20022, EN853 – 2SN, exceeds SAE100 R2AT

Construction:

Inner tube: oil resistant synthetic rubber (NBR)

Reinforcement: 2 single steel wire braids

Outer cover: MSHA approved oil and weather resistant synthetic rubber

Recommended Fluids:

Hose suitable for petroleum based hydraulic oil and water-glycol based fluids, air and water

NB: For air above 17 bar, the hose cover must be pin-pricked

Available per 1 metre

Smooth cover available on request

Working Temperature:
-40°C to +100°C

2 Wire, 100 Metre Coils

0303	ID	OD mm	Max Pressure Bar	Bend Radius mm	Burst Pressure Bar
MSHAR2AT-04-100	1/4"	15.7	400	100	1600
MSHAR2AT-06-100	3/8"	19.7	330	125	1320
MSHAR2AT-08-100	1/2"	23.1	275	180	1100
Tech Sheet 5015					

2 Wire, 50 Metre Coils

0303	ID	OD mm	Max Pressure Bar	Bend Radius mm	Burst Pressure Bar
MSHAR2AT-12-50	3/4"	30.2	215	240	850
MSHAR2AT-16-50	1"	38.9	165	300	650
Tech Sheet 5015					

Technical Data

Hydraulic Hose, MSHA R2AT

Part Number	Size		Working Pressure		Burst Pressure		Bend Radius		Swaging Dimensions		Tail ID Top Tolerance	Tail ID Bottom Tolerance	Swaged No Go	Swaged Go
	mm	inch	bar	psi	bar	psi	Inch	mm	FT3 Type Ferrule	Swage Dia. in mm	mm	mm	mm	mm
MSHAR2AT-04	6.3	1/4	400	5800	1600	23200	3.94	10	FT3-12-04CF	19.1	3.86	3.67	3.67	3.45
MSHAR2AT-06	10	3/8	330	4785	1320	19140	5.12	130	FT3-12-06CF	22	6.78	6.42	6.42	6.13
MSHAR2AT-08	12.5	1/2	275	3990	1100	15950	7.09	180	FT3-12-08CF	24.5	9.21	8.86	8.86	8.40
MSHAR2AT-12	19	3/4	215	3120	850	12325	9.45	240	FT3-12-12CF	32	14.46	13.91	13.91	13.31
MSHAR2AT-16	25	1	165	2390	650	9425	11.81	300	FT3-12-16CF	41	18.89	18.29	18.29	17.68
MSHAR2AT-20	31.5	1.1/4	125	1810	500	7250	16.54	420	FT3-12-20CF	51.5	25.40	24.69	24.69	23.8
MSHAR2AT-24	38	1.1/2	90	1305	360	5220	19.69	500	FT3-12-24CF	59.7	31.40	30.60	30.60	29.80
MSHAR2AT-32	51	2	80	1160	320	4640	24.80	630	FT3-12-32CF	73.4	41.40	40.60	40.60	30.80

Multi Spiral, EN856-4SP

Standard hydraulic adaptors do not adhere to the working pressure of multi spiral hose. Please use KR500 Hydraulic Adaptors for high pressure and multi spiral applications.

Application:
High pressure hydraulic applications
Specification:
EN856-4SP
Construction:
Inner tube: oil resistant synthetic rubber (NBR)
Reinforcement: 4 high tensile steel spirals
Outer cover: oil and weather resistant synthetic rubber
NB: External skive required
Recommended Fluids:
Hose suitable for petroleum based hydraulic oil and water-glycol based fluids, air and water

Available per 1 metre
Smooth cover available on request

Working Temperature:
-40°C to +100°C

40 Metre Coils

0303	ID	OD mm	Max Pressure Bar	Bend Radius mm	Burst Pressure Bar
4SP-04-40	1/4"	18.7	450	150	1800
4SP-06-40	3/8"	22.2	445	180	1780
4SP-08-40	1/2"	25.4	415	230	1660
4SP-10-40	5/8"	29.0	350	250	1400
4SP-12-40	3/4"	33.0	350	300	1480
4SP-16-40	1"	40.9	280	340	1120
4SP-20-40	1.1/4"	52.4	210	460	840
4SP-24-40	1.1/2"	58.8	185	560	740
4SP-32-40	2"	71.4	165	660	660
Tech Sheet 5006					

Technical Data

Multi Spiral Hydraulic Hose, EN856-4SP

Part Number	Size		Working Pressure		Burst Pressure		Bend Radius		Swaging Dimensions		Tail ID Top Tolerance	Tail ID Bottom Tolerance	Skive Length JMF56 in mm	Skive Length JMF57 in mm	Swaged No Go	Swaged Go
	mm	inch	bar	psi	bar	psi	Inch	mm	JMF57 Type Ferrule	Swage Dia. in mm	mm	mm	External	External	mm	mm
4SP-04	6.3	1/4	450	6525	1800	26100	5.91	150								
4SP-06	10	3/8	445	6450	1780	25810	7.09	180	JMF57-06CF	23	6.78	6.42	27	–	6.42	6.13
4SP-08	12.5	1/2	415	6020	1660	24070	9.06	230	JMF57-08CF	26.5	9.21	8.86	28	32	8.86	8.40
4SP-10	16	5/8	350	5075	1400	20300	9.84	250	JMF57-10CF	29.7	12.09	11.59	33	–	11.59	10.99
4SP-12	19	3/4	350	5075	1480	21460	11.81	300	JMF57-12CF	34	14.46	13.91	32	40	13.91	13.31
4SP-16	25	1	280	4060	1120	16240	13.39	340	JMF57-16CF	43	18.89	18.29	42	48	18.29	17.68
4SP-20	31.5	1.1/4	210	3045	840	12180	18.11	460	JMF57-20CF	53	25.40	24.69	48	55	24.69	23.80
4SP-24	38	1.1/2	185	2680	740	10730	22.05	560	JMF57-24CF	60.5	31.40	30.60	60	68	30.60	29.80
4SP-32	51	2	165	2390	660	9570	25.98	660	JMF57-32CF	74.5	41.40	40.60	61	73	40.60	30.80

HYDRAULIC HOSE RANGE

Multi Spiral, EN856-4SH

Application:
High pressure hydraulic applications, for use with interlock fittings

Specification:
EN856-4SH

Construction:
Inner tube: oil resistant synthetic rubber (NBR)
Reinforcement: 4 high tensile steel spirals
Outer cover: oil and weather resistant synthetic rubber
NB: External and internal skive required

Recommended Fluids:
Hose suitable for petroleum based hydraulic oil and water-glycol based fluids, air and water

Working Temperature:
-40°C to +100°C

40 Metre Coils

0303	ID	OD mm	Max Pressure Bar	Bend Radius mm	Burst Pressure Bar
4SH-12-40	3/4"	33.0	420	280	1680
4SH-16-40	1"	39.9	380	340	1520
Tech Sheet 5007					

Technical Data

Multi Spiral Hydraulic Hose, EN856-4SH

Part Number	Size		Working Pressure		Burst Pressure		Bend Radius		Tail ID Top Tolerance	Tail ID Bottom Tolerance	Swaging Dimensions		Skive Length in mm		Swaged No Go	Swaged Go
	mm	inch	bar	psi	bar	psi	Inch	mm	mm	mm	JMF4SH Type Ferrule	Swage Dia. in mm	Internal	External	mm	mm
4SH-12	19	3/4	420	6090	1680	24360	11.02	280	14.46	13.91	JMF4SH-12CF	35.1	16	43	13.91	13.31
4SH-16	25	1	380	5510	1520	22040	13.39	340	18.89	18.29	JMF4SH-16CF	43.4	18	59	18.29	17.68

Other sizes available on request.
A minimum order quantity will apply. Lead times will be given at point of enquiry

For **full range of Hydraulic QRC's** see pages **289-320**

Thermoplastic, SAE 100R7

100R7 Hose

Application:
Thermoplastic hose with perforated cover for use on medium pressure hydraulic applications.
Specification: SAE100 R7
Construction:
Inner tube: thermoplastic elastomer
Reinforcement: 2 single textile yarn braids
Outer cover: high abrasion resistant polyurethane

Recommended Fluids:
Hose suitable for petroleum based hydraulic oil and water-glycol based fluids, lubricating oils, solvent and gas transfer

Available per 1 metre

Working Temperature:
-40°C to +100°C.

75 Metre Coils

0303	ID	OD mm	Max Pressure Bar	Bend Radius mm	Burst Pressure Bar
100R7-03-75	3/16"	10.8	210	75	840
100R7-04-75	1/4"	13.0	210	100	840
100R7-05-75	5/16"	15.1	175	115	700
100R7-06-75	3/8"	17.0	155	125	620
100R7-08-75	1/2"	20.7	140	175	560
Tech Sheet 5011					

25 Metre Coils

0303	ID	OD mm	Max Pressure Bar	Bend Radius mm	Burst Pressure Bar
100R7-03-25	3/16"	10.8	210	75	840
100R7-04-25	1/4"	13.0	210	100	840
100R7-05-25	5/16"	15.1	175	115	700
100R7-06-25	3/8"	17.0	155	125	620
100R7-08-25	1/2"	20.7	140	175	560
Tech Sheet 5011					

Twin Line Thermoplastic, SAE 100R7

100R7 Twin Hose

Application:
Thermoplastic hose with perforated cover for use on medium pressure hydraulic applications.
Specification: SAE100 R7
Construction:
Inner tube: thermoplastic elastomer
Reinforcement: 2 single textile yarn braids
Outer cover: high abrasion resistant polyurethane

Recommended Fluids:
Hose suitable for petroleum based hydraulic oil and water-glycol based fluids, lubricating oils, solvent and gas transfer

Available per 1 metre

Working Temperature:
-40°C to +100°C.

75 Metre Coils

0303	ID	OD mm	Max Pressure Bar	Bend Radius mm	Burst Pressure Bar
100R7-04-75-TWIN	1/4"	13.0	210	100	840
100R7-05-75-TWIN	5/16"	15.1	175	115	700
100R7-06-75-TWIN	3/8"	17.0	155	125	620
100R7-08-75-TWIN	1/2"	20.7	140	175	560
Tech Sheet 5011					

25 Metre Coils

0303	ID	OD mm	Max Pressure Bar	Bend Radius mm	Burst Pressure Bar
100R7-04-25-TWIN	1/4"	13.0	210	100	840
100R7-05-25-TWIN	5/16"	15.1	175	115	700
100R7-06-25-TWIN	3/8"	17.0	155	125	620
100R7-08-25-TWIN	1/2"	20.7	140	175	560
Tech Sheet 5011					

Technical Data

Thermoplastic, SAE 100R7

Part Number	Size			OD	Working Pressure			Burst Pressure			Bend Radius	Weight	Swaging Dimensions	
	mm	inch	SAE	mm	Mpa	psi	bar	Mpa	psi	bar	mm	Kg/mtr	FR79 Type Ferrules	Swage Dia. in mm
100R7-03	5	3/16"	-3	10.8	20.7	3000	210	82.7	12000	840	75	0.046	100R7-03	12.25
100R7-04	6.3	1/4"	-4	13	20.7	3000	210	82.7	12000	840	100	0.057	100R7-04	14.7
100R7-05	8	5/16"	-5	15.1	17.2	2500	175	68.9	10000	700	115	0.069	100R7-05	17
100R7-06	10	3/8"	-6	17	15.5	2250	155	62.1	9000	620	125	0.095	100R7-06	19.4
100R7-08	12.5	1/2"	-8	20.7	13.8	2000	140	55.2	8000	560	175	0.141	100R7-08	23.8

HYDRAULIC HOSE RANGE

Oil Suction & Delivery Hose

Application:
General low pressure suction and delivery applications

Construction:
Inner tube: oil resistant synthetic rubber (NBR)

Reinforcement: woven textile yarn braids with a suitable spiral of steel to prevent collapse under vacuum

Outer cover: oil and weather resistant synthetic rubber

Recommended Fluids:
Hose suitable for petroleum based hydraulic oil and water-glycol based fluids, lubricating oils, air and water

Available per 1 metre

Working Temperature:
-40°C to +100°C

Maximum Working Pressure:
10 bar

10 Metre Coils

0303	ID mm	OD mm	Max Pressure Bar	Bend Radius mm	Burst Pressure Bar
100R4-19-10	19	31	10	125	30
100R4-25-10	25	38	10	150	30
100R4-32-10	32	46	10	200	30
100R4-38-10	38	52	10	255	30
100R4-51-10	51	64	10	300	30
100R4-64-10	64	81	10	355	30
100R4-76-10	76	93	10	460	30
100R4-89-10	89	109	10	530	30
100R4-102-10	102	122	10	610	30
100R4-115-10	115	135	10	625	30
100R4-127-10	127	148	10	750	30
100R4-152-10	152	180	10	960	30
Tech Sheet 5012					

20 Metre Coils

0303	ID mm	OD mm	Max Pressure Bar	Bend Radius mm	Burst Pressure Bar
100R4-19-20	19	31	10	125	30
100R4-25-20	25	38	10	150	30
100R4-32-20	32	46	10	200	30
100R4-38-20	38	52	10	255	30
100R4-51-20	51	64	10	300	30
100R4-64-20	64	81	10	355	30
100R4-76-20	76	93	10	460	30
100R4-89-20	89	109	10	530	30
100R4-102-20	102	122	10	610	30
100R4-127-20	127	148	10	750	30
100R4-152-20	152	180	10	960	30
Tech Sheet 5012					

40 Metre Coils

0303	ID mm	OD mm	Max Pressure Bar	Bend Radius mm	Burst Pressure Bar
100R4-19-40	19	31	10	125	30
100R4-25-40	25	38	10	150	30
100R4-32-40	32	46	10	200	30
100R4-38-40	38	52	10	255	30
100R4-51-40	51	64	10	300	30
Tech Sheet 5012					

Technical Data

Oil Suction & Delivery Hose, 100R4

Part Number	Size	ID	OD	Working Pressure		Burst Pressure		Vacuum Pressure	Bend Radius	Weight
	Inch	mm	mm	bar	psi	bar	psi	bar	mm	gr/m
100R4-19	3/4"	19	30	10	145	30	450	-0.92	90	600
100R4-25	1"	25.4	35	10	145	30	450	-0.92	110	650
100R4-32	1.1/4"	32	42	10	145	30	450	-0.92	140	835
100R4-38	1.1/2"	38	48	10	145	30	450	-0.92	170	1050
100R4-51	2"	50.8	61	10	145	30	450	-0.92	250	1495
100R4-64	2.1/2"	63.5	74	10	145	30	450	-0.92	310	2010
100R4-76	3"	76.2	87	10	145	30	450	-0.92	380	2337
100R4-89	3.1/2"	90	102	10	145	30	450	-0.92	450	2940
100R4-102	4"	101.6	115	10	145	30	450	-0.92	510	3440
100R4-127	5"	127	145	10	145	30	450	-0.92	650	6195
100R4-152	6"	152	170	10	145	30	450	-0.92	752	7050

1/2" EN853-2 Breaker Hoses

Comprising of 2 x 6 metre clamped together lengths of high quality 1/2" EN853-2 hydraulic hose, complete with 1/2" BSPP male end fittings.

1/2" BSPP Male x Male, 6 Metre

0400
BH08-08M08M-06MT
Tech Sheet 20002

Comprising of 2 x 9 metre clamped together lengths of high quality 1/2" EN853-2 hydraulic hose, complete with 1/2" BSPP male end fittings.

1/2" BSPP Male x Male, 9 Metre

0400
BH08-08M08M-09MT
Tech Sheet 20002

Comprising of 2 x 6 metre clamped together lengths of high quality 1/2" EN853-2 hydraulic hose, complete with 2 sets of flat face QRCs.

Flat Face Quick Release Couplings, 6 Metre

0400
BH08-08Q08P-06MT
Tech Sheet 20002

Other lengths available on request

Comprising of 2 x 9 metre clamped together lengths of high quality 1/2" EN853-2 hydraulic hose, complete with 2 sets of flat face QRCs.

Flat Face Quick Release Couplings, 9 Metre

0400
BH08-08Q08P-09MT
Tech Sheet 20002

Leader hoses comprising of 2 x 0.5 metre clamped together lengths of high quality 1/2" EN853-2 hydraulic hose, complete with 1 set of flat face QRCs one end and 1/2" BSPP males the other.

Leader Hose, Flat Face QRC x 1/2" BSPP Male, 0.5 Metre

0400
BH08-08Q08M-.5MT
Tech Sheet 20002

HYDRAULIC HOSE FERRULES

Ferrules

R1AT & R2AT Dual, Non-skive

0309	To Suit Hose ID
FT3-12-03CF	3/16″
FT3-12-04CF	1/4″
FT3-12-05CF	5/16″
FT3-12-06CF	3/8″
FT3-12-08CF	1/2″
FT3-12-10CF	5/8″
FT3-12-12CF	3/4″
FT3-12-16CF	1″
FT3-12-20CF	1.1/4″
FT3-12-24CF	1.1/2″
FT3-12-32CF	2″
Tech Sheet 3152	

2SC

0309	To Suit Hose ID
F2SC-04	1/4″
F2SC-06	3/8″
F2SC-08	1/2″
F2SC-12	3/4″
F2SC-16	1″
Tech Sheet 3152	

4SP Multi Spiral

0309	To Suit Hose ID
JMF57-06CF	3/8″
JMF57-08CF	1/2″
JMF57-10CF	5/8″
JMF57-12CF	3/4″
JMF57-16CF	1″
JMF57-20CF	1.1/4″
JMF57-24CF	1.1/2″
JMF57-32CF	2″
Tech Sheet 3152	

For all swage guide settings see Tech Sheets.

R7, R8 & 1SC

0309	To Suit Hose ID
FR79-03	3/16″
FR79-04	1/4″
FR79-05	5/16″
FR79-06	3/8″
FR79-08	1/2″
FR79-12	3/4″
Tech Sheet 3152	

R4

0309	To Suit Hose ID
R4F2-12	3/4″
R4F2-16	1″
R4F2-20	1.1/4″
R4F2-24	1.1/2″
R4F2-32	2″
Tech Sheet 3152	

PTFE, Smooth & Convoluted Bore

0309	To Suit Hose ID
PTFEF-03	3/16″
PTFEF-04	1/4″
PTFEF-05	5/16″
PTFEF-06	3/8″
PTFEF-08	1/2″
PTFEF-10	5/8″
PTFEF-12	3/4″
PTFEF-16	1″
Tech Sheet 3152	

4SH

0309	To Suit Hose ID
JMF4SH-12CF	3/4″
JMF4SH-16CF	1″
Tech Sheet 3152	

Go/No Go Gauge

Hydraulic hose collapse mandrels are used to check if the ferrules have collapsed enough after swaging. By placing this mandrel inside the fittings orifice after swaging, if it is not possible to push all the way though, the ferrule has been swagged enough. If it is still possible to push the mandrel all the way through, the ferrule needs swaging more.

Collapse Mandrel

0499	To Suit Hose ID
HOSEMAND-14	1/4″
HOSEMAND-38	3/8″
HOSEMAND-12	1/2″
HOSEMAND-58	5/8″
HOSEMAND-34	3/4″
HOSEMAND-1	1″

BSP

Hexavalent chromium free plating

Male, 60° Cone Inserts, BSPP

0309	Thread	To Suit Hose ID
BM0203CF	1/8"	3/16"
BM0204CF	1/8"	1/4"
BM0403CF	1/4"	3/16"
BM0404CF	1/4"	1/4"
BM0405CF	1/4"	5/16"
BM0406CF	1/4"	3/8"
BM0604CF	3/8"	1/4"
BM0605CF	3/8"	5/16"
BM0606CF	3/8"	3/8"
BM0608CF	3/8"	1/2"
BM0804CF	1/2"	1/4"
BM0806CF	1/2"	3/8"
BM0808CF	1/2"	1/2"
BM0810CF	1/2"	5/8"
BM1008CF	5/8"	1/2"
BM1010CF	5/8"	5/8"
BM1208CF	3/4"	1/2"
BM1210CF	3/4"	5/8"
BM1212CF	3/4"	3/4"
BM1612CF	1"	3/4"
BM1616CF	1"	1"
BM2016CF	1.1/4"	1"
BM2020CF	1.1/4"	1.1/4"
BM2420CF	1.1/2"	1.1/4"
BM2424CF	1.1/2"	1.1/2"
BM3232CF	2"	2"

Swivel Female, 60° Cone Inserts, BSPP

0309	Thread	To Suit Hose ID
BF0203CF	1/8"	3/16"
BF0204CF	1/8"	1/4"
BF0206CF	1/8"	3/8"
BF0403CF	1/4"	3/16"
BF0404CF	1/4"	1/4"
BF0405CF	1/4"	5/16"
BF0406CF	1/4"	3/8"
BF0604CF	3/8"	1/4"
BF0605CF	3/8"	5/16"
BF0606CF	3/8"	3/8"
BF0608CF	3/8"	1/2"
BF0804CF	1/2"	1/4"
BF0805CF	1/2"	5/16"
BF0806CF	1/2"	3/8"
BF0808CF	1/2"	1/2"
BF1008CF	5/8"	1/2"
BF1010CF	5/8"	5/8"
BF1208CF	3/4"	1/2"
BF1210CF	3/4"	5/8"
BF1212CF	3/4"	3/4"
BF1612CF	1"	3/4"
BF1616CF	1"	1"
BF2016CF	1.1/4"	1"
BF2020CF	1.1/4"	1.1/4"
BF2420CF	1.1/2"	1.1/4"
BF2424CF	1.1/2"	1.1/2"
BF3232CF	2"	2"

Female Swept 90°, 60° Cone Inserts, BSPP

0309	Thread	To Suit Hose ID
BF029003CF	1/8"	3/16"
BF029004CF	1/8"	1/4"
BF049003CF	1/4"	3/16"
BF049004CF	1/4"	1/4"
BF049005CF	1/4"	5/16"
BF049006CF	1/4"	3/8"
BF069004CF	3/8"	1/4"
BF069005CF	3/8"	5/16"
BF069006CF	3/8"	3/8"
BF069008CF	3/8"	1/2"
BF089006CF	1/2"	3/8"
BF089008CF	1/2"	1/2"
BF109008CF	5/8"	1/2"
BF109010CF	5/8"	5/8"
BF129008CF	3/4"	1/2"
BF129010CF	3/4"	5/8"
BF129012CF	3/4"	3/4"
BF169012CF	1"	3/4"
BF169016CF	1"	1"
BF209016CF	1.1/4"	1"
BF209020CF	1.1/4"	1.1/4"
BF249020CF	1.1/2"	1.1/4"
BF249024CF	1.1/2"	1.1/2"
BF329032CF	2"	2"

Female 45°, 60° Cone Inserts, BSPP

0309	Thread	To Suit Hose ID
BF024503CF	1/8"	3/16"
BF024504CF	1/8"	1/4"
BF044503CF	1/4"	3/16"
BF044504CF	1/4"	1/4"
BF044505CF	1/4"	5/16"
BF064504CF	3/8"	1/4"
BF064505CF	3/8"	5/16"
BF064506CF	3/8"	3/8"
BF064508CF	3/8"	1/2"
BF084506CF	1/2"	3/8"
BF084508CF	1/2"	1/2"
BF084510CF	1/2"	5/8"
BF104505CF	5/8"	5/16"
BF104508CF	5/8"	1/2"
BF104510CF	5/8"	5/8"
BF124508CF	3/4"	1/2"
BF124510CF	3/4"	5/8"
BF124512CF	3/4"	3/4"
BF164516CF	1"	1"
BF204520CF	1.1/4"	1.1/4"
BF244524CF	1.1/2"	1.1/2"
BF324532CF	2"	2"

Female 90° Compact, 60° Cone Inserts, BSPP

0309	Thread	To Suit Hose ID
BF0490C04CF	1/4"	1/4"
BF0690C06CF	3/8"	3/8"
BF0890C08CF	1/2"	1/2"
BF1290C12CF	3/4"	3/4"
BF1690C16CF	1"	1"

HYDRAULIC HOSE CONNECTORS

BSP

Hexavalent chromium free plating

Flat Faced, Female Inserts, BSPP

0309	Thread	To Suit Hose ID
BFF0404CF	1/4"	1/4"
BFF0406CF	1/4"	3/8"
BFF0604CF	3/8"	1/4"
BFF0605CF	3/8"	5/16"
BFF0606CF	3/8"	3/8"
BFF0608CF	3/8"	1/2"
BFF0806CF	1/2"	3/8"
BFF0808CF	1/2"	1/2"
BFF1008CF	5/8"	1/2"
BFF1010CF	5/8"	5/8"
BFF1208CF	3/4"	1/2"
BFF1210CF	3/4"	5/8"
BFF1212CF	3/4"	3/4"
BFF1612CF	1"	3/4"
BFF1616CF	1"	1"
BFF2020CF	1.1/4"	1.1/4"
BFF2424CF	1.1/2"	1.1/2"
BFF3232CF	2"	2"

Flat Faced, Female Swept 45° Elbow, BSPP

0309	Thread	To Suit Hose ID
BFF044504CF	1/4"	1/4"
BFF064506CF	3/8"	3/8"
BFF084508CF	1/2"	1/2"
BFF124512CF	3/4"	3/4"
BFF164516CF	1"	1"

Flat Faced, Female Swept 90° Elbow, BSPP

0309	Thread	To Suit Hose ID
BFF049004CF	1/4"	1/4"
BFF069006CF	3/8"	3/8"
BFF089008CF	1/2"	1/2"
BFF129012CF	3/4"	3/4"
BFF169016CF	1"	1"

Female O-Ring Face, 60° Cone Inserts, BSPP

0309	Thread	To Suit Hose ID
BF0404CF-OR	1/4"	1/4"
BF0604CF-OR	3/8"	1/4"
BF0606CF-OR	3/8"	3/8"
BF0806CF-OR	1/2"	3/8"
BF0808CF-OR	1/2"	1/2"
BF1008CF-OR	5/8"	1/2"
BF1010CF-OR	5/8"	5/8"
BF1212CF-OR	3/4"	3/4"
BF1616CF-OR	1"	1"

Taper Male Inserts, BSPT

0309	Thread	To Suit Hose ID
BMT0203CF	1/8"	3/16"
BMT0204CF	1/8"	1/4"
BMT0403CF	1/4"	3/16"
BMT0404CF	1/4"	1/4"
BMT0405CF	1/4"	5/16"
BMT0406CF	1/4"	3/8"
BMT0604CF	3/8"	1/4"
BMT0605CF	3/8"	5/16"
BMT0606CF	3/8"	3/8"
BMT0608CF	3/8"	1/2"
BMT0806CF	1/2"	3/8"
BMT0808CF	1/2"	1/2"
BMT0810CF	1/2"	5/8"
BMT1010CF	5/8"	5/8"
BMT1208CF	3/4"	1/2"
BMT1210CF	3/4"	5/8"
BMT1212CF	3/4"	3/4"
BMT1612CF	1"	3/4"
BMT1616CF	1"	1"
BMT2016CF	1.1/4"	1"
BMT2020CF	1.1/4"	1.1/4"
BMT2420CF	1.1/2"	1.1/4"
BMT2424CF	1.1/2"	1.1/2"
BMT3224CF	2"	1.1/2"
BMT3232CF	2"	2"

BURNETT & HILLMAN
HYDRAULIC ADAPTOR UK MANUFACTURER



For **Hydraulic Adaptors** see pages **52-81**

JIC

Hexavalent chromium free plating

JIC 37° Male Inserts

0309	Thread	To Suit Hose ID
JM0403CF	7/16"	3/16"
JM0404CF	7/16"	1/4"
JM0504CF	1/2"	1/4"
JM0505CF	1/2"	5/16"
JM0604CF	9/16"	1/4"
JM0605CF	9/16"	5/16"
JM0606CF	9/16"	3/8"
JM0608CF	9/16"	1/2"
JM0805CF	3/4"	5/16"
JM0806CF	3/4"	3/8"
JM0808CF	3/4"	1/2"
JM1006CF	7/8"	3/8"
JM1008CF	7/8"	1/2"
JM1010CF	7/8"	5/8"
JM1012CF	7/8"	3/4"
JM1208CF	3/4"	1/2"
JM1210CF	1.1/16"	5/8"
JM1212CF	1.1/16"	3/4"
JM1216CF	1.1/16"	1"
JM1412CF	1.3/16"	3/4"
JM1416CF	1.3/16"	1"
JM1612CF	1.5/16"	3/4"
JM1616CF	1.5/16"	1"
JM2016CF	1.5/8"	1"
JM2020CF	1.5/8"	1.1/4"
JM2420CF	1.7/8"	1.1/4"
JM2424CF	1.7/8"	1.1/2"
JM3232CF	2.1/2"	2"

JIC 37° Swivel Female Inserts

0309	Thread	To Suit Hose ID
JF0403CF	7/16"	3/16"
JF0404CF	7/16"	1/4"
JF0406CF	7/16"	3/8
JF0503CF	1/2"	3/16"
JF0504CF	1/2"	1/4"
JF0505CF	1/2"	5/16"
JF0506CF	1/2"	3/8"
JF0604CF	9/16"	1/4"
JF0605CF	9/16"	5/16"
JF0606CF	9/16"	3/8"
JF0805CF	3/4"	5/16"
JF0806CF	3/4"	3/8"
JF0808CF	3/4"	1/2"
JF1006CF	7/8"	3/8"
JF1008CF	7/8"	1/2"
JF1010CF	7/8"	5/8"
JF1012CF	7/8"	3/4"
JF1208CF	1.1/16"	1/2"
JF1210CF	1.1/16"	5/8"
JF1212CF	1.1/16"	3/4"
JF1216CF	1.1/16"	1"
JF1412CF	1.3/16"	3/4"
JF1416CF	1.3/16"	1"
JF1612CF	1.5/16"	3/4"
JF1616CF	1.5/16"	1"
JF2016CF	1.5/8"	1"
JF2020CF	1.5/8"	1.1/4"
JF2420CF	1.7/8"	1.1/4"
JF2424CF	1.7/8"	1.1/2"
JF3232CF	2.1/2"	2"

JIC 37° Female Swept Elbow Inserts

0309	Thread	To Suit Hose ID
JF049003CF	7/16"	3/16"
JF049004CF	7/16"	1/4"
JF059003CF	1/2"	3/16"
JF059004CF	1/2"	1/4"
JF059005CF	1/2"	5/16"
JF059006CF	1/2"	3/8"
JF069004CF	9/16"	1/4"
JF069005CF	9/16"	5/16"
JF069006CF	9/16"	3/8"
JF089005CF	3/4"	5/16"
JF089006CF	3/4"	3/8"
JF089008CF	3/4"	1/2"
JF109006CF	7/8"	3/8"
JF109008CF	7/8"	1/2"
JF109010CF	7/8"	5/8"
JF109012CF	7/8"	3/4"
JF129008CF	1.1/16"	1/2"
JF129010CF	1.1/16"	5/8"
JF129012CF	1.1/16"	3/4"
JF129016CF	1.1/16"	1"
JF149012CF	1.3/16"	3/4"
JF149016CF	1.3/16"	1"
JF169012CF	1.5/16"	3/4"
JF169016CF	1.5/16"	1"
JF209016CF	1.5/8"	1"
JF209020CF	1.5/8"	1.1/4"
JF249020CF	1.7/8"	1.1/4"
JF249024CF	1.7/8"	1.1/2"
JF329032CF	2.1/2"	2"

JIC 37° Female Swept Elbow Inserts

0309	Thread	To Suit Hose ID
JF044503CF	7/16"	3/16"
JF044504CF	7/16"	1/4"
JF054504CF	1/2"	1/4"
JF054505CF	1/2"	5/16"
JF054506CF	1/2"	3/8"
JF064504CF	9/16"	1/4"
JF064505CF	9/16"	5/16"
JF064506CF	9/16"	3/8"
JF084506CF	3/4"	3/8"
JF084508CF	3/4"	1/2"
JF104506CF	7/8"	3/8"
JF104508CF	7/8"	1/2"
JF104510CF	7/8"	5/8"

0309	Thread	To Suit Hose ID
JF104512CF	7/8"	3/4"
JF124508CF	1.1/16"	1/2"
JF124510CF	1.1/16"	5/8"
JF124512CF	1.1/16"	3/4"
JF124516CF	1.1/16"	1"
JF144512CF	1.3/16"	3/4"
JF144516CF	1.3/16"	1"
JF164512CF	1.5/16"	3/4"
JF164516CF	1.5/16"	1"
JF204516CF	1.5/8"	1"
JF204520CF	1.5/8"	1.1/4"
JF244524CF	1.7/8"	1.1/2"
JF324532CF	2.1/2"	2"

JIC 37° Female Compact 90° Elbow Inserts

0309	Thread	To Suit Hose ID
JF0490K04CF	7/16"	1/4"
JF0690K04CF	9/16"	1/4"
JF0690K06CF	9/16"	3/8"
JF0890K06CF	3/4"	3/8"
JF0890K08CF	3/4"	1/2"
JF1090K08CF	7/8"	1/2"
JF1090K10CF	7/8"	5/8"
JF1290K12CF	1.1/16"	3/4"
JF1690K16CF	1.5/16"	1"

HYDRAULIC HOSE CONNECTORS

Metric Light Series

Hexavalent chromium free plating

Metric Male 24° Cone Seat, L Series, DIN 3853

0309	Thread	To Suit Hose ID	Size
HMML03-M12CF	M12 x 1.5	3/16"	6L
HMML04-M12CF	M12 x 1.5	1/4"	6L
HMML04-M14CF	M14 x 1.5	1/4"	8L
HMML04-M16CF	M16 x 1.5	1/4"	10L
HMML04-M18CF	M18 x 1.5	1/4"	12L
HMML05-M14CF	M14 x 1.5	5/16"	8L
HMML05-M16CF	M16 x 1.5	5/16"	10L
HMML05-M18CF	M18 x 1.5	5/16"	12L
HMML05-M22CF	M22 x 1.5	5/16"	15L
HMML06-M16CF	M16 x 1.5	3/8"	10L
HMML06-M18CF	M18 x 1.5	3/8"	12L
HMML06-M22CF	M22 x 1.5	3/8"	15L
HMML08-M18CF	M18 x 1.5	1/2"	12L
HMML08-M22CF	M22 x 1.5	1/2"	15L
HMML08-M26CF	M26 x 1.5	1/2"	18L
HMML10-M22CF	M22 x 1.5	5/8"	15L
HMML10-M26CF	M26 x 1.5	5/8"	18L
HMML10-M30CF	M30 x 2	5/8"	22L
HMML12-M26CF	M26 x 1.5	3/4"	18L
HMML12-M30CF	M30 x 2	3/4"	22L
HMML16-M36CF	M36 x 2	1"	28L
HMML20-M45CF	M45 x 2	1.1/4"	35L
HMML24-M45CF	M45 x 2	1.1/2"	35L
HMML24-M52CF	M52 x 2	1.1/2"	42L

Metric Female 24° Cone Seat, L Series with O-Ring, DIN 3865

0309	Thread	To Suit Hose ID	Size
HMFL03-M12CF	M12 x 1.5	3/16"	6L
HMFL04-M12CF	M12 x 1.5	1/4"	6L
HMFL04-M14CF	M14 x 1.5	1/4"	8L
HMFL04-M16CF	M16 x 1.5	1/4"	10L
HMFL04-M18CF	M18 x 1.5	1/4"	12L
HMFL06-M16CF	M16 x 1.5	3/8"	10L
HMFL05-M16CF	M16 x 1.5	5/16"	10L
HMFL06-M18CF	M18 x 1.5	3/8"	12L
HMFL06-M22CF	M22 x 1.5	3/8"	15L
HMFL08-M22CF	M22 x 1.5	1/2"	15L
HMFL08-M26CF	M26 x 1.5	1/2"	18L
HMFL10-M26CF	M26 x 1.5	5/8"	18L
HMFL10-M30CF	M30 x 1.5	5/8"	22L
HMFL12-M30CF	M30 x 2	3/4"	22L
HMFL12-M36CF	M36 x 2	3/4"	28L
HMFL16-M36CF	M36 x 2	1"	28L
HMFL20-M45CF	M45 x 2	1.1/4"	35L
HMFL24-M52CF	M52 x 2	1.1/2"	42L

90° Metric Female 24° Cone Seat, L Series with O-Ring, DIN 3853

0309	Thread	To Suit Hose ID	Size
HMFL0390-M12CF	M12 x 1.5	3/16"	6L
HMFL0490-M12CF	M12 x 1.5	1/4"	6L
HMFL0490-M14CF	M14 x 1.5	1/4"	8L
HMFL0490-M16CF	M16 x 1.5	1/4"	10L
HMFL0490-M18CF	M18 x 1.5	1/4"	12L
HMFL0590-M18CF	M18 x 1.5	5/16"	12L
HMFL0690-M16CF	M16 x 1.5	3/8"	10L
HMFL0690-M18CF	M18 x 1.5	3/8"	12L
HMFL0890-M22CF	M22 x 1.5	1/2"	15L
HMFL0890-M26CF	M26 x 1.5	1/2"	18L
HMFL1090-M26CF	M26 x 1.5	5/8"	18L
HMFL1090-M30CF	M30 x 2	5/8"	22L
HMFL1290-M26CF	M26 x 1.5	3/4"	18L
HMFL1290-M30CF	M30 x 2	3/4"	22L
HMFL1690-M36CF	M36 x 2	1"	28L
HMFL2090-M45CF	M45 x 2	1.1/4"	35L
HMFL2490-M52CF	M52 x 2	1.1/2"	42L

45° Metric Female 24° Cone Seat, L Series with O-Ring, DIN 3865

0309	Thread	To Suit Hose ID	Size
HMFL03-45-M12CF	M12 x 1.5	3/16"	6L
HMFL04-45-M12CF	M12 x 1.5	1/4"	6L
HMFL04-45-M14CF	M14 x 1.5	1/4"	8L
HMFL04-45-M16CF	M16 x 1.5	1/4"	10L
HMFL05-45-M16CF	M16 x 1.5	5/16"	10L
HMFL05-45-M18CF	M18 x 1.5	5/16"	12L
HMFL06-45-M16CF	M16 x 1.5	3/8"	10L
HMFL06-45-M18CF	M18 x 1.5	3/8"	12L
HMFL08-45-M22CF	M22 x 1.5	1/2"	15L
HMFL08-45-M26CF	M26 x 1.5	1/2"	18L
HMFL10-45-M26CF	M26 x 1.5	5/8"	18L
HMFL12-45-M30CF	M30 x 2	3/4"	22L
HMFL16-45-M36CF	M36 x 2	1"	28L
HMFL20-45-M45CF	M45 x 2	1.1/4"	35L
HMFL24-45-M52CF	M52 x 2	1.1/2"	42L

Standpipe, L Series

0309	OD mm	To Suit Hose ID
HSSP04-06CF	6	1/4"
HSSP04-08CF	8	1/4"
HSSP06-10CF	10	3/8"
HSSP06-12CF	12	3/8"
HSSP06-15CF	15	3/8"
HSSP08-15CF	15	1/2"
HSSP08-18CF	18	1/2"
HSSP10-18CF	18	5/8"
HSSP10-22CF	22	5/8"
HSSP12-22CF	22	3/4"
HSSP16-28CF	28	1"
HSSP20-35CF	35	1.1/4"
HSSP24-42CF	42	1.1/2"

45° Standpipe, L Series

0309	OD mm	To Suit Hose ID
HSP04-45-06CF	6	1/4"
HSP05-45-08CF	8	5/16"
HSP06-45-08CF	8	3/8"
HSP05-45-10CF	10	5/16"
HSP06-45-10CF	10	3/8"
HSP06-45-12CF	12	3/8"
HSP06-45-15CF	15	3/8"
HSP08-45-15CF	15	1/2"
HSP08-45-18CF	18	1/2"
HSP10-45-18CF	18	5/8"
HSP10-45-22CF	22	5/8"
HSP12-45-22CF	22	3/4"
HSP16-45-28CF	28	1"
HSP20-45-35CF	35	1.1/4"

90° Standpipe, L Series

0309	OD mm	To Suit Hose ID
HSP04-90-06CF	6	1/4"
HSP04-90-08CF	8	1/4"
HSP06-90-10CF	10	3/8"
HSP06-90-12CF	12	3/8"
HSP08-90-15CF	15	1/2"
HSP08-90-18CF	18	1/2"
HSP10-90-18CF	18	5/8"
HSP12-90-22CF	22	3/4"
HSP16-90-28CF	28	1"
HSP20-90-35CF	35	1.1/4"

Metric Heavy Series

Hexavalent chromium free plating

Metric Male 24° Cone Seat, S Series, DIN 3865

0309	Thread	To Suit Hose ID	Size
HMMS03-M16CF	M16 x 1.5	3/16"	8S
HMMS04-M14CF	M14 x 1.5	1/4"	6S
HMMS04-M16CF	M16 x 1.5	1/4"	8S
HMMS04-M18CF	M18 x 1.5	1/4"	10S
HMMS05-M18CF	M18 x 1.5	5/16"	10S
HMMS05-M20CF	M20 x 1.5	5/16"	12S
HMMS06-M18CF	M18 x 1.5	3/8"	10S
HMMS06-M20CF	M20 x 1.5	3/8"	12S
HMMS06-M22CF	M22 x 1.5	3/8"	14S
HMMS06-M24CF	M24 x 1.5	3/8"	16S
HMMS08-M24CF	M24 x 1.5	1/2"	16S
HMMS10-M30CF	M30 x 2	5/8"	20S
HMMS12-M30CF	M30 x 2	3/4"	20S
HMMS12-M36CF	M36 x 2	3/4"	25S
HMMS16-M36CF	M36 x 1.5	1"	25S
HMMS16-M42CF	M42 x 2	1"	30S
HMMS20-M42CF	M42 x 2	1.1/4"	30S
HMMS20-M52CF	M52 x 2	1.1/4"	38S
HMMS24-M52CF	M52 x 2	1.1/2"	38S

Metric Female 24° Cone Seat, S Series, DIN 3865

0309	Thread	To Suit Hose ID	Size
HMFS03-M16CF	M16 x 1.5	3/16"	8S
HMFS04-M14CF	M14 x 1.5	1/4"	6S
HMFS04-M16CF	M16 x 1.5	1/4"	8S
HMFS04-M18CF	M18 x 1.5	1/4"	10S
HMFS05-M18CF	M18 x 1.5	5/16"	10S
HMFS05-M20CF	M20 x 1.5	5/16"	12S
HMFS06-M16CF	M16 x 1.5	3/8"	8S
HMFS06-M18CF	M18 x 1.5	3/8"	10S
HMFS06-M20CF	M20 x 1.5	3/8"	12S
HMFS06-M22CF	M22 x 1.5	3/8"	14S
HMFS08-M22CF	M22 x 1.5	1/2"	14S
HMFS08-M24CF	M24 x 1.5	1/2"	16S
HMFS08-M30CF	M30 x 2	1/2"	20S
HMFS10-M24CF	M24 x 1.5	5/8"	16S
HMFS10-M30CF	M30 x 2	5/8"	20S
HMFS12-M30CF	M30 x 2	3/4"	20S
HMFS12-M36CF	M36 x 2	3/4"	25S
HMFS16-M36CF	M36 x 2	1"	25S
HMFS16-M42CF	M42 x 2	1"	30S
HMFS20-M52CF	M52 x 2	1.1/4"	38S
HMFS24-M52CF	M52 x 2	1.1/2"	38S

90° Metric Female 24° Cone Seat, S Series, DIN 3865

0309	Thread	To Suit Hose ID	Size
HMFS0390-M16CF	M16 x 1.5	3/16"	8S
HMFS0490-M14CF	M14 x 1.5	1/4"	6S
HMFS0490-M16CF	M16 x 1.5	1/4"	8S
HMFS0490-M18CF	M18 x 1.5	1/4"	10S
HMFS0490-M20CF	M20 x 1.5	1/4"	12S
HMFS0590-M18CF	M18 x 1.5	5/16"	10S
HMFS0590-M20CF	M20 x 1.5	5/16"	12S
HMFS0690-M18CF	M18 x 1.5	3/8"	10S
HMFS0690-M20CF	M20 x 1.5	3/8"	12S
HMFS0690-M22CF	M22 x 1.5	3/8"	14S
HMFS0890-M24CF	M24 x 1.5	1/2"	16S
HMFS1090-M24CF	M24 x 1.5	5/8"	16S
HMFS1090-M30CF	M30 x 2	5/8"	20S
HMFS1290-M30CF	M30 x 2	3/4"	20S
HMFS1290-M36CF	M36 x 2	3/4"	25S
HMFS1690-M36CF	M36 x 2	1"	25S
HMFS1690-M42CF	M42 x 2	1"	30S
HMFS2090-M52CF	M52 x 2	1.1/4"	38S
HMFS2490-M52CF	M52 x 2	1.1/2"	38S

45° Metric Female 24° Cone Seat, S Series, DIN 3865

0309	Thread	To Suit Hose ID	Size
HMFS03-45-M16CF	M16 x 1.5	3/16"	8S
HMFS04-45-M14CF	M14 x 1.5	1/4"	6S
HMFS04-45-M16CF	M16 x 1.5	1/4"	8S
HMFS04-45-M18CF	M18 x 1.5	1/4"	10S
HMFS05-45-M18CF	M18 x 1.5	5/16"	10S
HMFS05-45-M20CF	M20 x 1.5	5/16"	12S
HMFS06-45-M20CF	M20 x 1.5	3/8"	12S
HMFS06-45-M22CF	M22 x 1.5	3/8"	14S
HMFS08-45-M24CF	M24 x 1.5	1/2"	16S
HMFS10-45-M30CF	M30 x 2	5/8"	20S
HMFS12-45-M30CF	M30 x 2	3/4"	20S
HMFS12-45-M36CF	M36 x 2	3/4"	25S
HMFS16-45-M36CF	M36 x 2	1"	25S
HMFS16-45-M42CF	M42 x 2	1"	30S
HMFS20-45-M52CF	M52 x 2	1.1/4"	38S
HMFS24-45-M52CF	M52 x 2	1.1/2"	38S

Standpipe, S Series

0309	OD mm	To Suit Hose ID
HSSP04-10CF	10	1/4"
HSSP06-14CF	14	3/8"
HSSP08-16CF	16	1/2"
HSSP10-20CF	20	5/8"
HSSP12-20CF	20	3/4"
HSSP12-25CF	25	3/4"
HSSP16-25CF	25	1"
HSSP16-30CF	30	1"
HSSP20-38CF	38	1.1/4"

45° Standpipe, S Series

0309	OD mm	To Suit Hose ID
HSSP04-45-08CF	8	1/4"
HSSP04-45-10CF	10	1/4"
HSSP04-45-12CF	12	1/4"
HSSP05-45-12CF	12	5/16"
HSSP06-45-14CF	14	3/8"
HSSP08-45-14CF	14	1/2"
HSSP08-45-16CF	16	1/2"
HSSP10-45-16CF	16	5/8"
HSSP10-45-20CF	20	5/8"
HSSP12-45-20CF	20	3/4"
HSSP12-45-25CF	25	3/4"
HSSP16-45-25CF	25	1"
HSSP16-45-30CF	30	1"
HSSP16-45-38CF	38	1"
HSSP20-45-30CF	30	1.1/4"
HSSP20-45-38CF	38	1.1/4"

90° Standpipe, S Series

0309	OD mm	To Suit Hose ID
HSSP04-90-08CF	8	1/4"
HSSP04-90-10CF	10	1/4"
HSSP06-90-14CF	14	3/8"
HSSP08-90-16CF	16	1/2"
HSSP10-90-20CF	20	5/8"
HSSP12-90-20CF	20	3/4"
HSSP12-90-25CF	25	3/4"
HSSP16-90-25CF	25	1"
HSSP16-90-30CF	30	1"

HYDRAULIC HOSE CONNECTORS

ORFS

Hexavalent chromium free plating

ORFS Male (O-Ring Face)

0309	Thread	To Suit Hose ID
ORFSM0404CF	9/16"	1/4"
ORFSM0604CF	11/16"	1/4"
ORFSM0605CF	11/16"	5/16"
ORFSM0606CF	11/16"	3/8"
ORFSM0806CF	13/16"	3/8"
ORFSM0808CF	13/16"	1/2"
ORFSM1008CF	1"	1/2"
ORFSM1010CF	1"	5/8"
ORFSM1208CF	1.3/16"	1/2"
ORFSM1210CF	1.3/16"	5/8"
ORFSM1212CF	1.3/16"	3/4"
ORFSM1612CF	1.7/16"	3/4"
ORFSM1616CF	1.7/16"	1"
ORFSM2020CF	1.11/16"	1.1/4"
ORFSM2424CF	2"	1.1/2"

ORFS Female 45° Elbow Inserts

0309	Thread	To Suit Hose ID
ORFSF044504CF	9/16"	1/4"
ORFSF064504CF	11/16"	1/4"
ORFSF064505CF	11/16"	5/16"
ORFSF064506CF	11/16"	3/8"
ORFSF084506CF	13/16"	3/8"
ORFSF084508CF	13/16"	1/2"
ORFSF104508CF	1"	1/2"
ORFSF104510CF	1"	5/8"
ORFSF104512CF	1"	3/4"
ORFSF124508CF	1.3/16"	1/2"
ORFSF124510CF	1.3/16"	5/8"
ORFSF124512CF	1.3/16"	3/4"
ORFSF164512CF	1.7/16"	3/4"
ORFSF164516CF	1.7/16"	1"
ORFSF204520CF	1.11/16"	1.1/4"
ORFSF244524CF	2"	1.1/2"

ORFS Female Insert

0309	Thread	To Suit Hose ID
ORFSF0404CF	9/16"	1/4"
ORFSF0604CF	11/16"	1/4"
ORFSF0605CF	11/16"	5/16"
ORFSF0606CF	11/16"	3/8"
ORFSF0806CF	13/16"	3/8"
ORFSF0808CF	13/16"	1/2"
ORFSF1008CF	1"	1/2"
ORFSF1010CF	1"	5/8"
ORFSF1012CF	1"	3/4"
ORFSF1208CF	1.3/16"	1/2"
ORFSF1210CF	1.3/16"	5/8"
ORFSF1212CF	1.3/16"	3/4"
ORFSF1612CF	1.7/16"	3/4"
ORFSF1616CF	1.7/16"	1"
ORFSF2020CF	1.11/16"	1.1/4"
ORFSF2424CF	2"	1.1/2"

ORFS Female 90° Elbow Insert

0309	Thread	To Suit Hose ID
ORFSF049004CF	9/16"	1/4"
ORFSF069004CF	11/16"	1/4"
ORFSF069005CF	11/16"	5/16"
ORFSF069006CF	11/16"	3/8"
ORFSF089006CF	13/16"	3/8"
ORFSF089008CF	13/16"	1/2"
ORFSF109008CF	1"	1/2"
ORFSF109010CF	1"	5/8"
ORFSF109012CF	1"	3/4"
ORFSF129008CF	1.3/16"	1/2"
ORFSF129010CF	1.3/16"	5/8"
ORFSF129012CF	1.3/16"	3/4"
ORFSF169012CF	1.7/16"	3/4"
ORFSF169016CF	1.7/16"	1"
ORFSF209016CF	1.11/16"	1"
ORFSF209020CF	1.11/16"	1.1/4"
ORFSF249024CF	2"	1.1/2"

Banjos

Hexavalent chromium free plating

BSPP Banjo Bolts

0309	Thread
BB02CF	1/8"
BB04CF	1/4"
BB06CF	3/8"
BB08CF	1/2"
BB10CF	5/8"
BB12CF	3/4"
BB16CF	1"

BSPP Banjo Inserts

0309	To Suit Bolt Thread	To Suit Hose ID
B0203CF	1/8"	3/16"
B0204CF	1/8"	1/4"
B0403CF	1/4"	3/16"
B0404CF	1/4"	1/4"
B0405CF	1/4"	5/16"
B0406CF	1/4"	3/8"
B0604CF	3/8"	1/4"
B0605CF	3/8"	5/16"
B0606CF	3/8"	3/8"
B0608CF	3/8"	1/2"
B0806CF	1/2"	3/8"
B0808CF	1/2"	1/2"
B1008CF	5/8"	1/2"
B1010CF	5/8"	5/8"
B1210CF	3/4"	5/8"
B1212CF	3/4"	3/4"
B1612CF	1"	3/4"
B1616CF	1"	1"

Metric Banjo Bolts

0309	Thread
BBJM-10-15	M10 x 1.0
BBJM-12-15	M12 x 1.5
BBJM-14-15	M14 x 1.5
BBJM-16-15	M16 x 1.5
BBJM-18-15	M18 x 1.5
BBJM-20-15	M20 x 1.5
BBJM-22-15	M22 x 1.5
BBJM-26-15	M26 x 1.5
BBJM-30-15	M30 x 1.5

Metric Banjo Inserts

0309	To Suit Bolt Thread	To Suit Hose ID
BJM-03-10	M10 x 1.0	3/16"
BJM-03-12	M12 x 1.5	3/16
BJM-04-10	M10 x 1.5	1/4"
BJM-04-12	M12 x 1.5	1/4"
BJM-04-14	M14 x 1.5	1/4"
BJM-05-14	M14 x 1.5	5/16"
BJM-05-16	M16 x 1.5	5/16"
BJM-05-18	M18 x 1.5	5/16"
BJM-06-14	M14 x 1.5	3/8"
BJM-06-16	M16 x 1.5	3/8"
BJM-06-18	M18 x 1.5	3/8"
BJM-06-22	M22 x 1.5	3/8"
BJM-08-16	M16 x 1.5	1/2"
BJM-08-18	M18 x 1.5	1/2"
BJM-08-22	M22 x 1.5	1/2"
BJM-10-22	M22 x 1.5	5/8"
BJM-10-26	M26 x 1.5	5/8"
BJM-12-22	M22 x 1.5	3/4"
BJM-12-26	M26 x 1.5	3/4"
BJM-16-30	M30 x 1.5	1"

NPT

Male Inserts

0309	Thread	To Suit Hose ID
NPTM0203CF	1/8"	3/16"
NPTM0204CF	1/8"	1/4"
NPTM0403CF	1/4"	3/16"
NPTM0404CF	1/4"	1/4"
NPTM0405CF	1/4"	5/16"
NPTM0406CF	1/4"	3/8"
NPTM0604CF	3/8"	1/4"
NPTM0605CF	3/8"	5/16"
NPTM0606CF	3/8"	3/8"
NPTM0608CF	3/8"	1/2"
NPTM0805CF	1/2"	5/16"
NPTM0806CF	1/2"	3/8"
NPTM0808CF	1/2"	1/2"
NPTM0810CF	1/2"	5/8"
NPTM0812CF	1/2"	3/4"
NPTM1208CF	3/4"	1/2"
NPTM1210CF	3/4"	5/8"
NPTM1212CF	3/4"	3/4"
NPTM1616CF	1"	1"
NPTM1620CF	1"	1.1/4"
NPTM2016CF	1.1/4"	1"
NPTM2020CF	1.1/4"	1.1/4"
NPTM2424CF	1.1/2"	1.1/2"
NPTM3232CF	2"	2"

Hose Joint

Equal

0309	To Suit Hose ID
HJ0404CF	1/4"
HJ0505CF	5/16"
HJ0606CF	3/8"
HJ0808CF	1/2"
HJ1010CF	5/8"
HJ1212CF	3/4"
HJ1616CF	1"

Complete banjo fitting sets require self centering bonded seals, see page 110

HYDRAULIC HOSE CONNECTORS

SAE 3000 PSI (3K)

Hexavalent chromium free plating

Straight Flanges

0309	Flange ND	To Suit Hose ID
HFL3-08-08CF	1/2"	1/2"
HFL3-08-12CF	3/4"	1/2"
HFL3-10-12CF	3/4"	5/8"
HFL3-12-12CF	3/4"	3/4"
HFL3-12-16CF	1"	3/4"
HFL3-16-16CF	1"	1"
HFL3-16-20CF	1.1/4"	1"
HFL3-20-20CF	1.1/4"	1.1/4"
HFL3-20-24CF	1.1/2"	1.1/4"
HFL3-24-24CF	1.1/2"	1.1/2"
HFL3-24-32CF	2"	1.1/2"
HFL3-32-32CF	2"	2"

90° Flanges

0309	Flange ND	To Suit Hose ID
HFL390-08-08CF	1/2"	1/2"
HFL390-08-12CF	3/4"	1/2"
HFL390-12-12CF	3/4"	3/4"
HFL390-12-16CF	1"	3/4"
HFL390-16-16CF	1"	1"
HFL390-16-20CF	1.1/4"	1"
HFL390-20-20CF	1.1/4"	1.1/4"
HFL390-20-24CF	1.1/2"	1.1/4"
HFL390-24-24CF	1.1/2"	1.1/2"
HFL390-24-32CF	2"	1.1/2"
HFL390-32-32CF	2"	2"

45° Flanges

0309	Flange ND	To Suit Hose ID
HFL345-12-12CF	3/4"	3/4"
HFL345-16-12CF	3/4"	1"
HFL345-16-16CF	1"	1"
HFL345-16-20CF	1.1/4"	1"
HFL345-20-20CF	1.1/4"	1.1/4"
HFL345-20-24CF	1.1/2"	1.1/4"
HFL345-24-24CF	1.1/2"	1.1/2"
HFL345-24-32CF	2"	1.1/2"
HFL345-32-32CF	2"	2"

SAE 6000 PSI (6K)

Straight Flanges

0309	Flange ND	To Suit Hose ID
HFL6-08-08CF	1/2"	1/2"
HFL6-12-12CF	3/4"	3/4"
HFL6-12-16CF	1"	3/4"
HFL6-16-16CF	1"	1"
HFL6-16-20CF	1.1/4"	1"
HFL6-20-20CF	1.1/4"	1.1/4"
HFL6-20-24CF	1.1/2"	1.1/4"
HFL6-24-24CF	1.1/2"	1.1/2"
HFL6-32-32CF	2"	2"

90° Flanges

0309	Flange ND	To Suit Hose ID
HFL690-08-08CF	1/2"	1/2"
HFL690-08-12CF	3/4"	1/2"
HFL690-12-12CF	3/4"	3/4"
HFL690-12-16CF	1"	3/4"
HFL690-16-16CF	1"	1"
HFL690-16-20CF	1.1/4"	1"
HFL690-20-20CF	1.1/4"	1.1/4"
HFL690-20-24CF	1.1/2"	1.1/4"
HFL690-24-24CF	1.1/2"	1.1/2"
HFL690-32-32CF	2"	2"

45° Flanges

0309	Flange ND	To Suit Hose ID
HFL645-08-08CF	1/2"	1/2"
HFL645-08-12CF	3/4"	1/2"
HFL645-12-12CF	3/4"	3/4"
HFL645-12-16CF	1"	3/4"
HFL645-16-16CF	1"	1"
HFL645-16-20CF	1.1/4"	1"
HFL645-20-20CF	1.1/4"	1.1/4"
HFL645-20-24CF	1.1/2"	1.1/4"
HFL645-24-24CF	1.1/2"	1.1/2"
HFL645-32-32CF	2"	2"

Split Flange Half

Sold as Halves

3000 psi

0300	Flange Size	Bolt Type Metric	Bolt Type UNC
FH3001	1/2"	M8 x 25	5/16" x 1.1/4"
FH3002	3/4"	M10 x 30	3/8" x 1.1/4"
FH3003	1"	M10 x 30	3/8" x 1.1/4"
FH3004	1.1/4"	M10 x 35	7/16" x 1.1/2"
FH3005	1.1/2"	M12 x 35	1/2" x 1.1/2"
FH3006	2"	M12 x 35	1/2" x 1.1/2"
FH3007	2.1/2"	M12 x 40	1/2" x 1.1/2"
FH3011	5"	M16 x 50	5/8" x 2"
Tech Sheet 1626			

Sold as Halves

6000 psi

0300	Flange Size	Bolt Type Metric	Bolt Type UNC
FH6001	1/2"	M8 x 30	5/16" x 1.1/4"
FH6002	3/4"	M10 x 35	3/8" x 1.1/2"
FH6003	1"	M12 x 45	-
FH6013	1"	-	7/16" x 1.1/4"
FH6004	1.1/4"	M14 x 50	-
FH6044	1.1/4"	-	1/2" x 1.3/4"
FH6005	1.1/2"	M16 x 55	5/8" x 2"
FH6006	2"	M20 x 65	3/4" x 2.1/2"
Tech Sheet 1626			

Bolts, washers and O-rings are not included and must be purchased separately, see page 108

INTERLOCK HOSE CONNECTORS

Standard hydraulic adaptors do not adhere to the working pressure of multi spiral hose. Please use KR500 Hydraulic Adaptors for high pressure and multi spiral applications. See pages **82-84**

Ferrule

4SH

0309	To Suit Hose ID
JMF4SH-12CF	3/4"
JMF4SH-16CF	1"
Tech Sheet 3152	

For **Hydraulic Test Kits** see page **272**

BSPP

Female

0309	Thread	To Suit Hose ID
JMBSPF-12-12CF	3/4"	3/4"
JMBSPF-16-12CF	1"	3/4"
JMBSPF-16-16CF	1"	1"
JMBSPF-20-16CF	1.1/4"	1"

Male

0309	Thread	To Suit Hose ID
JMBSPM-12-12CF	3/4"	3/4"
JMBSPM-16-12CF	1"	3/4"
JMBSPM-16-16CF	1"	1"
JMBSPM-20-16CF	1.1/4"	1"

45° Elbow

0309	Thread	To Suit Hose ID
JMBSPF45-12-12CF	3/4"	3/4"
JMBSPF45-16-12CF	1"	3/4"
JMBSPF45-16-16CF	1"	1"
JMBSPF45-20-16CF	1.1/4"	1"

90° Elbow

0309	Thread	To Suit Hose ID
JMBSPF90-12-12CF	3/4"	3/4"
JMBSPF90-16-12CF	1"	3/4"
JMBSPF90-16-16CF	1"	1"
JMBSPF90-20-16CF	1.1/4"	1"

JIC

Female

0309	Thread	To Suit Hose ID
JMJICF-17-12CF	1.1/16"	3/4"
JMJICF-21-12CF	1.5/16"	3/4"
JMJICM-21-16CF	1.5/16"	1"
JMJICF-26-16CF	1.5/8"	1"

Male

0309	Thread	To Suit Hose ID
JMJICMM-17-12CF	1.1/16"	3/4"
JMJICMM-21-12CF	1.5/16"	3/4"
JMJICMM-21-16CF	1.5/16"	1"
JMJICMM-26-16CF	1.5/8"	1"

45° Elbow

0309	Thread	To Suit Hose ID
JMJICF45-17-12CF	1.1/16"	3/4"
JMJICF45-21-12CF	1.5/16"	3/4"
JMJICF45-21-16CF	1.5/16"	1"
JMJICF45-26-16CF	1.5/8"	1"

90° Elbow

0309	Thread	To Suit Hose ID
JMJICF90-17-12CF	1.1/16"	3/4"
JMJICF90-21-12CF	1.5/16"	3/4"
JMJICF90-21-16CF	1.5/16"	1"
JMJICF90-26-16CF	1.5/8"	1"

INTERLOCK HOSE CONNECTORS

Metric Heavy

Male

0309	Thread	To Suit Hose ID
JMDKOSM-26-12CF	25S-36 x 2	3/4"
JMDKOSM-42-16CF	30S-42 x 2	1"

Female

0309	Thread	To Suit Hose ID
JMDKOSF-36-12CF	25S-36 x 2	3/4"
JMDKOSF-42-16CF	30S-42 x 2	1"

45° Elbow

0309	Thread	To Suit Hose ID
JMDKOS45-36-12CF	25S-36 x 2	3/4"
JMDKOS45-42-16CF	30S-42 x 2	1"

90° Elbow

0309	Thread	To Suit Hose ID
JMDKOS90-26-12CF	25S-36 x 2	3/4"
JMDKOS90-42-16CF	30S-42 x 2	1"

ORFS

Female

0309	Thread	To Suit Hose ID
JMORFSF1212CF	1.3/16"	3/4"
JMORFSF1616CF	1.7/16"	1"

45° Elbow

0309	Thread	To Suit Hose ID
JMORFSF451212CF	1.3/16"	3/4"
JMORFSF451616CF	1.7/16"	1"

90° Elbow

0309	Thread	To Suit Hose ID
JMORFSF901212CF	1.3/16"	3/4"
JMORFSF901616CF	1.7/16"	1"

Poclain Style Flange

Male

0309	Flange ND	To Suit Hose ID
JMPOCM-12-12CF	3/4"	3/4"
JMPOCM-16-16CF	1"	1"

Female

0309	Flange ND	To Suit Hose ID
JMPOCF-12-12CF	3/4"	3/4"
JMPOCF-16-16CF	1"	1"

PORTWEST

For **PPE**
see pages **1750-1760**

INTERLOCK HOSE CONNECTORS

CAT Style Flange

Straight

0309	ND	To Suit Hose ID
JMCAT12-12CF	3/4"	3/4"
JMCAT16-12CF	1"	3/4"
JMCAT16-16CF	1"	1"
JMCAT20-16CF	1.1/4"	1"
Tech Sheet 10047		

45° Elbow

0309	ND	To Suit Hose ID
JMCAT4512-12CF	3/4"	3/4"
JMCAT4516-12CF	1"	3/4"
JMCAT4516-16CF	1"	1"
JMCAT4520-16CF	1.1/4"	1"
Tech Sheet 10047		

90° Elbow

0309	ND	To Suit Hose ID
JMCAT9012-12CF	3/4"	3/4"
JMCAT9016-12CF	1"	3/4"
JMCAT9016-16CF	1"	1"
JMCAT9020-16CF	1.1/4"	1"
Tech Sheet 10047		

SAE 3000 PSI Flange

Straight

0309	ND	To Suit Hose ID
JMFL3-12-12CF	3/4"	3/4"
JMFL3-16-12CF	1"	3/4"
JMFL3-16-16CF	1"	1"
JMFL3-20-16CF	1.1/4"	1"

45° Elbow

0309	ND	To Suit Hose ID
JMFL345-12-12CF	3/4"	3/4"
JMFL345-16-12CF	1"	3/4"
JMFL345-16-16CF	1"	1"
JMFL345-20-12CF	1.1/4"	1"

90° Elbow

0309	ND	To Suit Hose ID
JMFL390-12-12CF	3/4"	3/4"
JMFL390-16-12CF	1"	3/4"
JMFL390-16-16CF	1"	1"
JMFL390-20-16CF	1.1/4"	1"

SAE 6000 PSI Flange

Straight

0309	ND	To Suit Hose ID
JMFL6-12-12CF	3/4"	3/4"
JMFL6-16-12CF	1"	3/4"
JMFL6-16-16CF	1"	1"
JMFL6-20-16CF	1.1/4"	1"

45° Elbow

0309	ND	To Suit Hose ID
JMFL645-12-12CF	3/4"	3/4"
JMFL645-16-12CF	1"	3/4"
JMFL645-16-16CF	1"	1"
JMFL645-20-12CF	1.1/4"	1"

90° Elbow

0309	ND	To Suit Hose ID
JMFL690-12-12CF	3/4"	3/4"
JMFL690-16-12CF	1"	3/4"
JMFL690-16-16CF	1"	1"
JMFL690-20-16CF	1.1/4"	1"

For **Split flanges**
see page **24**

EDELSTAHL / STAINLESS STEEL
VERBINDUNGSTECHNIK
FLUID CONNECTORS



SINCE 1982 STAINLESS STEEL CONNECTORS FROM PH.

HYDRAULIC HOSE COUPLINGS AND COMPRESSION FITTINGS MADE FROM STAINLESS STEEL AISI 316 TI **ONLY.**

WHY PH?

HIGHEST PRECISION
WIDE RANGE OF PRODUCTS
STANDARDS AND NORMS
MAXIMUM AVAILABILITY
TRACEABILITY 100 %
TYPE APPROVALS

HYDRAULIC STAINLESS STEEL FERRULES

stainless steel

PH EDELSTAHL / STAINLESS STEEL VERBINDUNGSTECHNIK FLUID CONNECTORS

Ferrules

Stainless Steel 1.4571 Working Temperature:
-60°C to +400°C (DIN 17 440, AD W 10)

ABS DNV·GL

R1AT Non-skive

0044	To Suit Hose ID
SFR1-05	3/16"
SFR1-06	1/4"
SFR1-08	5/16"
SFR1-10	3/8"
SFR1-12	1/2"
SFR1-16	5/8"
SFR1-20	3/4"
SFR1-25	1"
SFR1-31	1.1/4"
SFR1-38	1.1/2"
SFR1-51	2"
Tech Sheet 60587	

EN857-1SC Non-skive

0044	To Suit Hose ID
SFR1-06SC	1/4"
SFR1-08SC	5/16"
SFR1-10SC	3/8"
SFR1-12SC	1/2"
Tech Sheet 60587	

R2AT Non-skive

0044	To Suit Hose ID
SFR2-05	3/16"
SFR2-06	1/4"
SFR2-08	5/16"
SFR2-10	3/8"
SFR2-12	1/2"
SFR2-16	5/8"
SFR2-20	3/4"
SFR2-25	1"
SFR2-31	1.1/4"
SFR2-38	1.1/2"
SFR2-51	2"
Tech Sheet 60588	

EN857-2SC Non-skive

0044	To Suit Hose ID
SFR2-06SC	1/4"
SFR2-08SC	5/16"
SFR2-10SC	3/8"
SFR2-12SC	1/2"
SFR2-16SC	5/8"
SFR2-20SC	3/4"
SFR2-25SC	1"
Tech Sheet 60587	

R1AT & R2AT Dual, Non-skive

0044	To Suit Hose ID
SFR3-06	1/4"
SFR3-08	5/16"
SFR3-10	3/8"
SFR3-12	1/2"
SFR3-16	5/8"
SFR3-20	3/4"
SFR3-25	1"
Tech Sheet 60587	

PTFE, Smooth Bore

0044	To Suit Hose ID
SFPTFE-05	3/16"
SFPTFE-06	1/4"
SFPTFE-08	5/16"
SFPTFE-10	3/8"
SFPTFE-12	1/2"
SFPTFE-16	5/8"
SFPTFE-20	3/4"
SFPTFE-25	1"
Tech Sheet 60586	

PTFE, Convoluted Bore

0044	To Suit Hose ID
SCFPTFE-06	1/4"
SCFPTFE-08	5/16"
SCFPTFE-10	3/8"
SCFPTFE-12	1/2"
SCFPTFE-16	5/8"
SCFPTFE-20	3/4"
SCFPTFE-25	1"
Tech Sheet 60585	

FT PRO

For **Full range of Hydraulic Hose**
see pages **6-14**

HYDRAULIC STAINLESS STEEL ADAPTORS & HOSE FITTINGS

stainless steel

BSP

Stainless Steel 1.4571 Working Temperature: -60°C to +400°C (DIN 17 440, AD W 10)

Male Inserts, BSPP

0044	Thread	To Suit Hose ID
SMI05-14	1/4"	3/16"
SMI06-18	1/8"	1/4"
SMI06-14	1/4"	1/4"
SMI06-38	3/8"	1/4"
SMI06-12	1/2"	1/4"
SMI08-14	1/4"	5/16"
SMI08-38	3/8"	5/16"
SMI08-12	1/2"	5/16"
SMI10-14	1/4"	3/8"
SMI10-38	3/8"	3/8"
SMI10-12	1/2"	3/8"
SMI12-38	3/8"	1/2"
SMI12-12	1/2"	1/2"
SMI12-34	3/4"	1/2"
SMI16-12	1/2"	5/8"
SMI16-58	5/8"	5/8"
SMI16-34	3/4"	5/8"
SMI20-34	3/4"	3/4"
SMI20-1	1"	3/4"
SMI25-1	1"	1"
SMI25-34	3/4"	1"
SMI25-114	1.1/4"	1"
SMI31-114	1.1/4"	1.1/4"
SMI31-112	1.1/2"	1.1/4"
SMI38-112	1.1/2"	1.1/2"
SMI51-2	2"	2"

Tech Sheet 60593

Male Inserts, BSPT

0044	Thread	To Suit Hose ID
AGRK-1/8-DN05	1/8"	3/16"
AGRK-1/8-DN06	1/8"	1/4"
AGRK-1/4-DN05	1/4"	3/16"
AGRK-1/4-DN06	1/4"	1/4"
AGRK-1/4-DN10	1/4"	3/8"
AGRK-1/4-DN08	1/4"	5/16"
AGRK-3/8-DN06	3/8"	1/4"
AGRK-3/8-DN08	3/8"	5/16"
AGRK-3/8-DN10	3/8"	3/8"
AGRK-3/8-DN12	3/8"	1/2"
AGRK-1/2-DN10	1/2"	3/8"
AGRK-1/2-DN12	1/2"	1/2"
AGRK-1/2-DN19	1/2"	3/4"
AGRK-3/4-DN12	3/4"	1/2"
AGRK-3/4-DN16	3/4"	5/8"
AGRK-3/4-DN19	3/4"	3/4"
AGRK-3/4-DN25	3/4"	1"
AGRK-1-DN19	1"	3/4"
AGRK-1-DN25	1"	1"
AGRK-11/4-DN31	1.1/4"	1.1/4"
AGRK-11/2-DN38	1.1/2"	1.1/2"
AGRK-2-DN51	2"	2"

Tech Sheet 60589

Swivel Female Inserts, BSPP

0044	Thread	To Suit Hose ID
SFI05-18	1/8"	3/16"
SFI05-14	1/4"	3/16"
SFI06-18	1/8"	1/4"
SFI06-14	1/4"	1/4"
SFI06-38	3/8"	1/4"
SFI06-12	1/2"	1/4"
SFI08-14	1/4"	5/16"
SFI08-38	3/8"	5/16"
SFI08-12	1/2"	5/16"
SFI10-14	1/4"	3/8"
SFI10-38	3/8"	3/8"
SFI10-12	1/2"	3/8"
SFI12-38	3/8"	1/2"
SFI12-12	1/2"	1/2"
SFI12-58	5/8"	1/2"
SFI16-12	1/2"	5/8"
SFI16-58	5/8"	5/8"
SFI16-34	3/4"	5/8"
SFI20-12	1/2"	3/4"
SFI20-34	3/4"	3/4"
SFI20-1	1"	3/4"
SFI20-114	1.1/4"	3/4"
SFI25-1	1"	1"
SFI25-34	3/4"	1"
SFI25-114	1.1/4"	1"
SFI31-1	1"	1.1/4"
SFI31-114	1.1/4"	1.1/4"
SFI31-112	1.1/2"	1.1/4"
SFI38-112	1.1/2"	1.1/2"
SFI38-2	2"	1.1/2"
SFI51-2	2"	2"

Tech Sheet 60592

Female Swept 90° Inserts, BSPP

0044	Thread	To Suit Hose ID
SEI05-14	1/4"	3/16"
SEI05-18	1/8"	3/16"
SEI06-18	1/8"	1/4"
SEI06-14	1/4"	1/4"
SEI06-38	3/8"	1/4"
SEI08-14	1/4"	5/16"
SEI08-38	3/8"	5/16"
SEI10-14	1/4"	3/8"
SEI10-38	3/8"	3/8"
SEI10-12	1/2"	3/8"
SEI12-38	3/8"	1/2"
SEI12-12	1/2"	1/2"
SEI12-58	5/8"	1/2"
SEI16-12	1/2"	5/8"
SEI16-58	5/8"	5/8"
SEI16-34	3/4"	5/8"
SEI20-34	3/4"	3/4"
SEI20-1	1"	3/4"
SEI25-1	1"	1"
SEI25-114	1.1/4"	1"
SEI31-114	1.1/4"	1.1/4"
SEI31-112	1.1/2"	1.1/4"
SEI38-112	1.1/2"	1.1/2"
SEI38-2	2"	1.1/2"
SEI51-2	2"	2"

Tech Sheet 60591

Female Swept 45° Inserts, BSPP

0044	Thread	To Suit Hose ID
DKR-1/8-45-DN05	1/8"	3/16"
DKR-1/8-45-DN06	1/8"	1/4"
DKR-1/4-45-DN05	1/4"	3/16"
DKR-1/4-45-DN06	1/4"	1/4"
DKR-1/4-45-DN08	1/4"	5/16"
DKR-1/4-45-DN10	1/4"	3/8"
DKR-3/8-45-DN06	3/8"	1/4"
DKR-3/8-45-DN08	3/8"	5/16"
DKR-3/8-45-DN10	3/8"	3/8"
DKR-3/8-45-DN12	3/8"	1/2"
DKR-1/2-45-DN10	1/2"	3/8"
DKR-1/2-45-DN12	1/2"	1/2"
DKR-1/2-45-DN16	1/2"	5/8"
DKR-5/8-45-DN12	5/8"	1/2"
DKR-5/8-45-DN16	5/8"	5/8"
DKR-3/4-45-DN12	3/4"	1/2"
DKR-3/4-45-DN16	3/4"	5/8"
DKR-3/4-45-DN19	3/4"	3/4"
DKR-1-45-DN19	1"	3/4"
DKR-1-45-DN25	1"	1"
DKR-11/4-45-DN25	1.1/4"	1"
DKR-11/4-45-DN31	1.1/4"	1.1/4"
DKR-11/2-45-DN31	1.1/2"	1.1/4"
DKR-11/2-45-DN38	1.1/2"	1.1/2"
DKR-2-45-DN38	2"	1.1/2"
DKR-2-45-DN51	2"	2"

Tech Sheet 60590

HYDRAULIC STAINLESS STEEL ADAPTORS & HOSE FITTINGS

stainless steel

JIC 37°

Stainless Steel 1.4571 Working Temperature: -60°C to +400°C (DIN 17 440, AD W 10)

Male Inserts

0044	Thread	To Suit Hose ID
AGJ-7/16-DN05	7/16"	3/16"
AGJ-7/16-DN06	7/16"	1/4"
AGJ-1/2-DN05	1/2"	3/16"
AGJ-1/2-DN06	1/2"	1/4"
AGJ-1/2-DN08	1/2"	5/16"
AGJ-9/16-DN05	9/16"	3/16"
AGJ-9/16-DN06	9/16"	1/4"
AGJ-9/16-DN08	9/16"	5/16"
AGJ-9/16-DN10	9/16"	3/8"
AGJ-3/4-DN10	3/4"	3/8"
AGJ-3/4-DN12	3/4"	1/2"
AGJ-7/8-DN10	7/8"	3/8"
AGJ-7/8-DN12	7/8"	1/2"
AGJ-7/8-DN16	7/8"	5/8"
AGJ-11/16-DN12	1.1/16"	1/2"
AGJ-11/16-DN16	1.1/16"	5/8"
AGJ-11/16-DN19	1.1/16"	3/4"
AGJ-15/16-DN19	1.5/16"	3/4"
AGJ-15/16-DN25	1.5/16"	1"
AGJ-15/8-DN25	1.5/8"	1"
AGJ-15/8-DN31	1.5/8"	1.1/4"
AGJ-17/8-DN31	1.7/8"	1.1/4"
AGJ-17/8-DN38	1.7/8"	1.1/2"
AGJ-21/2-DN38	2.1/2"	1.1/2"
AGJ-21/2-DN51	2.1/2"	2"

Tech Sheet 60594

Female Swivel Inserts

0044	Thread	To Suit Hose ID
DKJ7/16-DN05	7/16"	3/16"
DKJ7/16-DN06	7/16"	1/4"
DKJ1/2-DN05	1/2"	3/16"
DKJ1/2-DN06	1/2"	1/4"
DKJ1/2-DN08	1/2"	5/16"
DKJ9/16-DN05	9/16"	3/16"
DKJ9/16-DN06	9/16"	1/4"
DKJ9/16-DN08	9/16"	5/16"
DKJ9/16-DN10	9/16"	3/8"
DKJ9/16-DN12	9/16"	1/2"
DKJ3/4-DN06	3/4"	1/4"
DKJ3/4-DN08	3/4"	5/16"
DKJ3/4-DN10	3/4"	3/8"
DKJ3/4-DN12	3/4"	1/2"
DKJ3/4-DN16	3/4"	5/8"
DKJ3/4-DN19	3/4"	3/4"
DKJ7/8-DN10	7/8"	3/8"
DKJ7/8-DN12	7/8"	1/2"
DKJ7/8-DN16	7/8"	5/8"
DKJ7/8-DN19	7/8"	3/4"
DKJ11/16-DN12	1.1/16"	1/2"
DKJ11/16-DN16	1.1/16"	5/8"
DKJ11/16-DN19	1.1/16"	3/4"
DKJ11/16-DN25	1.1/16"	1"
DKJ15/16-DN16	1.5/16"	5/8"
DKJ15/16-DN25	1.5/16"	1"
DKJ15/8-DN25	1.5/8"	1"
DKJ15/8-DN31	1.5/8"	1.1/4"
DKJ17/8-DN31	1.7/8"	1.1/4"
DKJ17/8-DN38	1.7/8"	1.1/2"
DKJ21/2-DN38	2.1/2"	1.1/2"
DKJ21/2-DN51	2.1/2"	2"

Tech Sheet 60597

Female Swept 90° Inserts

0044	Thread	To Suit Hose ID
DKJ7/16-90-DN05	7/16"	3/16"
DKJ7/16-90-DN06	7/16"	1/4"
DKJ1/2-90-DN05	1/2"	3/16"
DKJ1/2-90-DN06	1/2"	1/4"
DKJ1/2-90-DN08	1/2"	5/16"
DKJ9/16-90-DN05	9/16"	3/16"
DKJ9/16-90-DN06	9/16"	1/4"
DKJ9/16-90-DN08	9/16"	5/16"
DKJ9/16-90-DN10	9/16"	3/8"
DKJ3/4-90-DN10	3/4"	3/8"
DKJ3/4-90-DN12	3/4"	1/2"
DKJ7/8-90-DN10	7/8"	3/8"
DKJ7/8-90-DN12	7/8"	1/2"
DKJ7/8-90-DN16	7/8"	5/8"
DKJ11/16-90-DN12	1.1/16"	1/2"
DKJ11/16-90-DN16	1.1/16"	5/8"
DKJ11/16-90-DN19	1.1/16"	3/4"
DKJ15/16-90-DN19	1.5/16"	3/4"
DKJ15/16-90-DN25	1.5/16"	1"
DKJ1.5/8-90-DN25	1.5/8"	1"
DKJ15/8-90-DN31	1.5/8"	1.1/4"
DKJ17/8-90-DN31	1.7/8"	1.1/4"
DKJ17/8-90-DN38	1.7/8"	1.1/2"
DKJ21/2-90-DN38	2.1/2"	1.1/2"
DKJ21/2-90-DN51	2.1/2"	2"

Tech Sheet 60596

Female Swept 45° Inserts

0044	Thread	To Suit Hose ID
DKJ-7/16-45-DN06	7/16"	1/4"
DKJ-1/2-45-DN06	1/2"	1/4"
DKJ-1/2-45-DN08	1/2"	5/16"
DKJ-9/16-45-DN06	9/16"	1/4"
DKJ-9/16-45-DN08	9/16"	5/16"
DKJ-9/16-45-DN10	9/16"	3/8"
DKJ-3/4-45-DN10	3/4"	3/8"
DKJ-3/4-45-DN12	3/4"	1/2"
DKJ-7/8-45-DN10	7/8"	3/8"
DKJ-7/8-45-DN12	7/8"	1/2"
DKJ-7/8-45-DN16	7/8"	5/8"
DKJ-1116-45-DN12	1.1/16	1/2"
DKJ-1116-45-DN16	1.1/16	5/8"
DKJ-1116-45-DN19	1.1/16	3/4"
DKJ-1516-45-DN19	1.5/16"	3/4"
DKJ-1516-45-DN25	1.5/16"	1"
DKJ-15/8-45-DN25	1.5/8"	1"
DKJ-15/8-45-DN31	1.5/8"	1.1/4"
DKJ-17/8-45-DN31	1.7/8"	1.1/4"
DKJ-17/8-45-DN38	1.7/8"	1.1/2"
DKJ-21/2-45-DN38	2.1/2"	1.1/2"
DKJ-21/2-45-DN51	2.1/2"	2"

Tech Sheet 60595

FT PRO

For **Hose & Pipe Cleaning** see page **49**

HYDRAULIC STAINLESS STEEL ADAPTORS & HOSE FITTINGS

stainless steel

Metric Light Series

Stainless Steel 1.4571 Working Temperature: -60°C to +400°C (DIN 17 440, AD W 10)

Metric Male 24° Cone Seat, L Series DIN 2353

0044	Thread	To Suit Hose ID
CEL-06-DN05	M12 x 1.5	3/16"
CEL-06-DN06	M12 x 1.5	1/4"
CEL-08-DN05	M14 x 1.5	3/16"
CEL-08-DN06	M14 x 1.5	1/4"
CEL-10-DN06	M16 x 1.5	1/4"
CEL-10-DN08	M16 x 1.5	5/16"
CEL-10-DN10	M16 x 1.5	3/8"
CEL-12-DN06	M18 x 1.5	1/4"
CEL-12-DN08	M18 x 1.5	5/16"
CEL-12-DN10	M18 x 1.5	3/8"
CEL-12-DN12	M18 x 1.5	1/2"
CEL-15-DN10	M22 x 1.5	3/8"
CEL-15-DN12	M22 x 1.5	1/2"
CEL-18-DN12	M26 x 1.5	1/2"
CEL-18-DN16	M26 x 1.5	5/8"
CEL-18-DN19	M26 x 1.5	3/4"
CEL-22-DN16	M30 x 2	5/8"
CEL-22-DN19	M30 x 2	3/4"
CEL-28-DN19	M36 x 2	3/4"
CEL-28-DN25	M36 x 2	1"
CEL-35-DN31	M45 x 2	1.1/4"
CEL-42-DN38	M52 x 2	1.1/2"

Tech Sheet 60598

Metric Female 24° Cone Seat, L Series with O-Ring, DIN 2353

0044	Thread	To Suit Hose ID
DKOL-06-DN05	M12 x 1.5	3/16"
DKOL-06-DN06	M12 x 1.5	1/4"
DKOL-08-DN05	M14 x 1.5	3/16"
DKOL-08-DN06	M14 x 1.5	1/4"
DKOL-08-DN08	M14 x 1.5	5/16"
DKOL-08-DN10	M14 x 1.5	3/8"
DKOL-10-DN06	M16 x 1.5	1/4"
DKOL-10-DN08	M16 x 1.5	5/16"
DKOL-10-DN10	M16 x 1.5	3/8"
DKOL-12-DN06	M18 x 1.5	1/4"
DKOL-12-DN08	M18 x 1.5	5/16"
DKOL-12-DN10	M18 x 1.5	3/8"
DKOL-12-DN12	M18 x 1.5	1/2"
DKOL-15-DN06	M22 x 1.5	1/4"
DKOL-15-DN08	M22 x 1.5	5/16"
DKOL-15-DN10	M22 x 1.5	3/8"
DKOL-15-DN12	M22 x 1.5	1/2"
DKOL-15-DN16	M22 x 1.5	5/8"
DKOL-18-DN10	M26 x 1.5	3/8"
DKOL-18-DN12	M26 x 1.5	1/2"
DKOL-18-DN16	M26 x 1.5	5/8"
DKOL-18-DN19	M26 x 1.5	3/4"
DKOL-22-DN12	M30 x 2	1/2"
DKOL-22-DN16	M30 x 2	5/8"
DKOL-22-DN19	M30 x 2	3/4"
DKOL-22-DN25	M30 x 2	1"
DKOL-28-DN16	M36 x 2	5/8"
DKOL-28-DN19	M36 x 2	3/4"
DKOL-28-DN25	M36 x 2	1"
DKOL-35-DN25	M45 x 2	1"
DKOL-35-DN31	M45 x 2	1.1/4"
DKOL-42-DN31	M52 x 2	1.1/4"
DKOL-42-DN38	M52 x 2	1.1/2"

Tech Sheet 60601

90° Metric Female 24° Cone Seat, L Series with O-Ring DIN 2353

0044	Thread	To Suit Hose ID
DKOL-06-90-DN05	M12 X 1.5	3/16"
DKOL-06-90-DN06	M12 x 1.5	1/4"
DKOL-08-90-DN06	M14 x 1.5	1/4"
DKOL-08-90-DN08	M14 x 1.5	5/16"
DKOL-10-90-DN06	M16 x 1.5	1/4"
DKOL-10-90-DN08	M16 x 1.5	5/16"
DKOL-10-90-DN10	M16 x 1.5	3/8"
DKOL-12-90-DN06	M18 x 1.5	1/4"
DKOL-12-90-DN08	M18 x 1.5	5/16"
DKOL-12-90-DN10	M18 x 1.5	3/8"
DKOL-12-90-DN12	M18 x 1.5	1/2"
DKOL-15-90-DN10	M22 x 1.5	3/8"
DKOL-15-90-DN12	M22 x 1.5	1/2"
DKOL-18-90-DN12	M26 x 1.5	1/2"
DKOL-18-90-DN16	M26 x 1.5	5/8"
DKOL-22-90-DN16	M30 x 2	5/8"
DKOL-22-90-DN19	M30 x 2	3/4"
DKOL-28-90-DN19	M36 x 2	3/4"
DKOL-28-90-DN25	M36 x 2	1"
DKOL-35-90-DN31	M45 x 2	1.1/4"
DKOL-42-90-DN38	M52 x 2	1.1/2"

Tech Sheet 60600

45° Metric Female 24° Cone Seat, L Series with O-Ring DIN 2353

0044	Thread	To Suit Hose ID
DKOL-06-45-DN05	M12 x 1.5	3/16"
DKOL-06-45-DN06	M12 x 1.5	1/4"
DKOL-08-45-DN05	M14 x 1.5	3/16"
DKOL-08-45-DN06	M14 x 1.5	1/4"
DKOL-08-45-DN08	M14 x 1.5	5/16"
DKOL-10-45-DN06	M16 x 1.5	1/4"
DKOL-10-45-DN08	M16 x 1.5	5/16"
DKOL-10-45-DN10	M16 x 1.5	3/8"
DKOL-12-45-DN06	M18 x 1.5	1/4"
DKOL-12-45-DN08	M18 x 1.5	5/16"
DKOL-12-45-DN10	M18 x 1.5	3/8"
DKOL-12-45-DN12	M18 x 1.5	1/2"
DKOL-15-45-DN10	M22 x 1.5	3/8"
DKOL-15-45-DN12	M22 x 1.5	1/2"
DKOL-18-45-DN12	M26 x 1.5	1/2"
DKOL-18-45-DN16	M26 x 1.5	5/8"
DKOL-22-45-DN16	M30 x 2	5/8"
DKOL-22-45-DN19	M30 x 2	3/4"
DKOL-28-45-DN19	M36 x 2	3/4"
DKOL-28-45-DN25	M36 x 2	1"
DKOL-35-45-DN31	M45 x 2	1.1/4"
DKOL-42-45-DN38	M52 x 2	1.1/2"

Tech Sheet 60599

FT PRO

For **Polypropylene Protective Hose Sleeves**
see pages **47-48**

HYDRAULIC STAINLESS STEEL ADAPTORS & HOSE FITTINGS

stainless steel

Metric Heavy Series

Stainless Steel 1.4571 Working Temperature: -60°C to +400°C (DIN 17 440, AD W 10)

Metric Male 24° Cone Seat, S Series DIN 2353

0044	Thread	To Suit Hose ID
CES-06-DN06	M14 x 1.5	1/4"
CES-08-DN06	M16 x 1.5	1/4"
CES-10-DN06	M18 x 1.5	1/4"
CES-10-DN08	M18 x 1.5	5/16"
CES-10-DN10	M18 x 1.5	3/8"
CES-12-DN08	M20 x 1.5	5/16"
CES-12-DN10	M20 x 1.5	3/8"
CES-14-DN08	M22 x 1.5	5/16"
CES-14-DN10	M22 x 1.5	3/8"
CES-16-DN10	M24 x 1.5	3/8"
CES-16-DN12	M24 x 1.5	1/2"
CES-20-DN12	M30 x 2	1/2"
CES-20-DN16	M30 x 2	5/8"
CES-20-DN19	M30 x 2	3/4"
CES-25-DN19	M36 x 2	3/4"
CES-25-DN25	M36 x 2	1"
CES-38-DN31	M52 x 2	1.1/4"
CES-30-DN25	M42 x 2	1"
Tech Sheet 60602		

Metric Female 24° Cone Seat, S Series, DIN 2353

0044	Thread	To Suit Hose ID
DKOS-06-DN05	M14 x 1.5	3/16"
DKOS-06-DN06	M14 x 1.5	1/4"
DKOS-08-DN05	M16 x 1.5	3/16"
DKOS-08-DN06	M16 x 1.5	1/4"
DKOS-08-DN08	M16 x 1.5	5/16"
DKOS-08-DN10	M16 x 1.5	3/8"
DKOS-10-DN06	M18 x 1.5	1/4"
DKOS-10-DN08	M18 x 1.5	5/16"
DKOS-10-DN10	M18 x 1.5	3/8"
DKOS-12-DN06	M20 x 1.5	1/4"
DKOS-12-DN08	M20 x 1.5	5/16"
DKOS-12-DN10	M20 x 1.5	3/8"
DKOS-12-DN12	M20 x 1.5	1/2"
DKOS-14-DN08	M22 x 1.5	5/16"
DKOS-14-DN10	M22 x 1.5	3/8"
DKOS-16-DN06	M24 x 1.5	1/4"
DKOS-16-DN08	M24 x 1.5	5/16"
DKOS-16-DN10	M24 x 1.5	3/8"
DKOS-16-DN12	M24 x 1.5	1/2"
DKOS-16-DN16	M24 x 1.5	5/8"
DKOS-20-DN10	M30 x 2	3/8"
DKOS-20-DN12	M30 x 2	1/2"
DKOS-20-DN16	M30 x 2	5/8"
DKOS-20-DN19	M30 x 2	3/4"
DKOS-25-DN12	M36 x 2	1/2"
DKOS-25-DN16	M36 x 2	5/8"
DKOS-25-DN19	M36 x 2	3/4"
DKOS-25-DN25	M36 x 2	1"
DKOS-30-DN19	M42 x 2	3/4"
DKOS-30-DN25	M42 x 2	1"
DKOS-38-DN25	M52 x 2	1"
DKOS-38-DN31	M52 x 2	1.1/4"
DKOS-50-DN38	M68 x 2	1.1/2"
Tech Sheet 60605		

90° Metric Female 24° Cone Seat, S Series with O-Ring, DIN 2353

0044	Thread	To Suit Hose ID
DKOS-06-90-DN06	M14 x 1.5	1/4"
DKOS-08-90-DN06	M16 x 1.5	1/4"
DKOS-08-90-DN08	M16 x 1.5	5/16"
DKOS-10-90-DN06	M18 x 1.5	1/4"
DKOS-10-90-DN08	M18 x 1.5	5/16"
DKOS-10-90-DN10	M18 x 1.5	3/8"
DKOS-12-90-DN06	M20 x 1.5	1/4"
DKOS-12-90-DN08	M20 x 1.5	5/16"
DKOS-12-90-DN10	M20 x 1.5	3/8"
DKOS-12-90-DN12	M20 x 1.5	1/2"
DKOS-14-90-DN10	M22 x 1.5	3/8"
DKOS-16-90-DN10	M24 x 1.5	3/8"
DKOS-16-90-DN12	M24 x 1.5	1/2"
DKOS-20-90-DN12	M30 x 2	1/2"
DKOS-20-90-DN16	M30 x 2	5/8"
DKOS-20-90-DN19	M30 x 2	3/4"
DKOS-25-90-DN19	M36 x 2	3/4"
DKOS-25-90-DN25	M36 x 2	1"
DKOS-30-90-DN19	M42 x 2	3/4"
DKOS-30-90-DN25	M42 x 2	1"
DKOS-38-90-DN25	M52 x 2	1"
DKOS-38-90-DN31	M52 x 2	1.1/4"
Tech Sheet 60604		

45° Metric Female 24° Cone Seat, S Series with O-Ring, DIN 2353

0044	Thread	To Suit Hose ID
DKOS-06-45-DN06	M14 x 1.5	1/4"
DKOS-08-45-DN06	M16 x 1.5	1/4"
DKOS-08-45-DN08	M16 x 1.5	5/16"
DKOS-10-45-DN06	M18 x 1.5	1/4"
DKOS-10-45-DN08	M18 x 1.5	5/16"
DKOS-10-45-DN10	M18 x 1.5	3/8"
DKOS-12-45-DN06	M20 x 1.5	1/4"
DKOS-12-45-DN08	M20 x 1.5	5/16"
DKOS-12-45-DN10	M20 x 1.5	3/8"
DKOS-12-45-DN12	M20 x 1.5	1/2"
DKOS-14-45-DN10	M22 x 1.5	3/8"
DKOS-16-45-DN10	M24 x 1.5	3/8"
DKOS-16-45-DN12	M24 x 1.5	1/2"
DKOS-20-45-DN12	M30 x 2	1/2"
DKOS-20-45-DN16	M30 x 2	5/8"
DKOS-20-45-DN19	M30 x 2	3/4"
DKOS-25-45-DN19	M36 x 2	3/4"
DKOS-25-45-DN25	M36 x 2	1"
DKOS-30-45-DN19	M42 x 2	3/4"
DKOS-30-45-DN25	M42 x 2	1"
DKOS-38-45-DN25	M52 x 2	1"
DKOS-38-45-DN31	M52 x 2	1.1/4"
Tech Sheet 60603		

STOPflex FOR PRESSURE HOSES



For **Hose Retention System** see pages **42-43**

HYDRAULIC STAINLESS STEEL ADAPTORS & HOSE FITTINGS

stainless steel

ORFS

Stainless Steel 1.4571 Working Temperature: -60°C to +400°C (DIN 17 440, AD W 10)

Male (O-Ring Face) Inserts

0044	Thread	To Suit Hose ID
ORFSM0404SS	9/16"	1/4"
ORFSM0606SS	11/16"	3/8"
ORFSM0808SS	13/16"	1/2"
ORFSM1010SS	1"	5/8"
ORFSM1212SS	1.3/16"	3/4"
ORFSM1616SS	1.7/16"	1"
ORFSM2020SS	1.11/16"	1.1/4"
ORFSM2424SS	2"	1.1/2"
Tech Sheet 60610		



Female Inserts

0044	Thread	To Suit Hose ID
ORFSF0404SS	9/16"	1/4"
ORFSF0604SS	11/16"	1/4"
ORFSF0605SS	11/16"	5/16"
ORFSF0606SS	11/16"	3/8"
ORFSF0806SS	13/16"	3/8"
ORFSF0808SS	13/16"	1/2"
ORFSF1008SS	1"	1/2"
ORFSF1010SS	1"	5/8"
ORFSF1012SS	1"	3/4"
ORFSF1208SS	1.3/16"	1/2"
ORFSF1210SS	1.3/16"	5/8"
ORFSF1212SS	1.7/16"	3/4"
ORFSF1612SS	1.7/16"	3/4"
ORFSF1616SS	1.7/16"	1"
ORFSF2020SS	1.11/16"	1.1/4"
ORFSF2424SS	2"	1.1/2"
Tech Sheet 60607		

Jet Wash Female

M22 x 1.5

0044	To Suit Hose ID
DKO-KA-DN06	1/4"
DKO-KA-DN08	5/16"
DKO-KA-DN10	3/8"
DKO-KA-DN12	1/2"
Tech Sheet 60627	

Female Swept 90° Elbow Inserts

0044	Thread	To Suit Hose ID
ORFSF049004SS	9/16"	1/4"
ORFSF069004SS	11/16"	1/4"
ORFSF069005SS	11/16"	5/16"
ORFSF069006SS	11/16"	3/8"
ORFSF089006SS	13/16"	3/8"
ORFSF089008SS	13/16"	1/2"
ORFSF109010SS	1"	5/8"
ORFSF109012SS	1"	3/4"
ORFSF129012SS	1.7/16"	3/4"
ORFSF169012SS	1.7/16"	3/4"
ORFSF169016SS	1.7/16"	1"
ORFSF209020SS	1.11/16"	1.1/4"
ORFSF209024SS	2"	1.1/2"
Tech Sheet 60609		

Female Swept 45° Elbow Inserts

0044	Thread	To Suit Hose ID
ORFSF044504SS	9/16"	1/4"
ORFSF064504SS	11/16"	1/4"
ORFSF064505SS	11/16"	5/16"
ORFSF064506SS	11/16"	3/8"
ORFSF084506SS	13/16"	3/8"
ORFSF084508SS	13/16"	1/2"
ORFSF104510SS	1"	5/8"
ORFSF104512SS	1"	3/4"
ORFSF124512SS	1.7/16"	3/4"
ORFSF164516SS	1.7/16"	1"
ORFSF204520SS	1.11/16"	1.1/4"
ORFSF204524SS	2"	1.1/2"
Tech Sheet 60608		

Banjos

Bolt, Metric

0044	Thread
HS-M10X1	M10 x 1
HS-M12X1.5	M12 x 1.5
HS-M14X1.5	M14 x 1.5
HS-M16X1.5	M16 x 1.5
HS-M18X1.5	M18 x 1.5
HS-M22X1.5	M22 x 1.5
HS-M26X1.5	M26 x 1.5
Tech Sheet 60606	

Bolt, Imperial

0044	Thread
HS-G1/8	1/8"
HS-G1/4	1/4"
HS-G3/8	3/8"
HS-G1/2	1/2"
HS-G3/4	3/4"
Tech Sheet 60606	

Inserts, Metric/Imperial

0044	Thread	Thread	To Suit Hose ID
RGN-10-DN06	M10 x 1	1/8"	1/4"
RGN-10-DN08	M10 x 1	1/8"	5/16"
RGN-12-DN06	M12 x 1.5	-	1/4"
RGN-12-DN08	M12 x 1.5	-	5/16"
RGN-14-DN06	M14 x 1.5	-	1/4"
RGN-1/4-DN06	-	1/4"	1/4"
RGN-14-DN08	M14 x 1.5	-	5/16"
RGN-14-DN10	M14 x 1.5	-	3/8"
RGN-16-DN08	M16 x 1.5	3/8"	5/16"
RGN-16-DN10	M16 x 1.5	3/8"	3/8"
RGN-16-DN12	M16 x 1.5	3/8"	1/2"
RGN-18-DN10	M18 x 1.5	-	3/8"
RGN-1/2-DN10	-	1/2"	3/8"
RGN-1/2-DN12	-	1/2"	1/2"
RGN-18-DN12	M18 x 1.5	-	1/2"
RGN-22-DN12	M22 x 1.5	-	1/2"
RGN-22-DN16	M22 x 1.5	-	5/8"
RGN-26-DN19	M26 x 1.5	3/4"	3/4"
Tech Sheet 60611			

HYDRAULIC STAINLESS STEEL ADAPTORS & HOSE FITTINGS

stainless steel

Standpipes

Stainless Steel 1.4571 Working Temperature: -60°C to +400°C (DIN 17 440, AD W 10)

Straight, L Series

0044	OD mm	To Suit Hose ID
BEL-06-DN05	6	3/16"
BEL-06-DN06	6	1/4"
BEL-08-DN05	8	3/16"
BEL-08-DN06	8	1/4"
BEL-08-DN08	8	5/16"
BEL-10-DN08	10	5/16"
BEL-10-DN10	10	3/8"
BEL-12-DN10	12	3/8"
BEL-12-DN12	12	1/2"
BEL-15-DN10	15	3/8"
BEL-15-DN12	15	1/2"
BEL-18-DN12	18	1/2"
BEL-18-DN16	18	5/8"
BEL-22-DN16	22	5/8"
BEL-22-DN19	22	3/4"
BEL-28-DN25	28	1"
BEL-35-DN31	35	1.1/4"
BEL-42-DN38	42	1.1/2"
Tech Sheet 60615		

Straight, S Series

0044	OD mm	To Suit Hose ID
BES-06-DN05	6	3/16"
BES-06-DN06	6	1/4"
BES-08-DN06	8	1/4"
BES-08-DN08	8	5/16"
BES-10-DN06	10	1/4"
BES-10-DN08	10	5/16"
BES-10-DN10	10	3/8"
BES-12-DN06	12	1/4"
BES-12-DN08	12	5/16"
BES-12-DN10	12	3/8"
BES-12-DN12	12	1/2"
BES-14-DN10	14	3/8"
BES-16-DN12	16	1/2"
BES-20-DN12	20	1/2"
BES-20-DN16	20	5/8"
BES-20-DN19	20	3/4"
BES-25-DN19	25	3/4"
BES-25-DN25	25	1"
BES-30-DN25	30	1"
BES-38-DN31	38	1.1/4"
Tech Sheet 60616		

Straight, Imperial

0044	OD	To Suit Hose ID
BE-14-DN06	1/4"	1/4"
BE-516-DN08	5/16"	5/16"
BE-38-DN10	3/8"	3/8"
BE-12-DN12	1/2"	1/2"
BE-58-DN16	5/8"	5/8"
BE-34-DN19	3/4"	3/4"
BE-1-DN25	1"	1"
BE-114-DN31	1.1/4"	1.1/4"
BE-112-DN38	1.1/2"	1.1/2"
Tech Sheet 60612		

Swept 90°, L Series

0044	OD mm	To Suit Hose ID
BEL-06-90-DN05	6	3/16"
BEL-06-90-DN06	6	1/4"
BEL-08-90-DN06	8	1/4"
BEL-10-90-DN06	10	1/4"
BEL-10-90-DN08	10	5/16"
BEL-10-90-DN10	10	3/8"
BEL-12-90-DN08	12	5/16"
BEL-12-90-DN10	12	3/8"
BEL-12-90-DN12	12	1/2"
BEL-15-90-DN12	15	1/2"
BEL-18-90-DN16	18	5/8"
BEL-22-90-DN19	22	3/4"
BEL-28-90-DN25	28	1"
BEL-35-90-DN31	35	1.1/4"
BEL-42-90-DN38	42	1.1/2"
Tech Sheet 60614		

Swept 90°, S Series

0044	OD mm	To Suit Hose ID
BES-06-90-DN05	6	3/16"
BES-06-90-DN06	6	1/4"
BES-08-90-DN06	8	1/4"
BES-10-90-DN06	10	1/4"
BES-10-90-DN08	10	5/16"
BES-10-90-DN10	10	3/8"
BES-12-90-DN08	12	5/16"
BES-12-90-DN10	12	3/8"
BES-14-90-DN10	14	3/8"
BES-16-90-DN12	16	1/2"
BES-20-90-DN16	20	5/8"
BES-25-90-DN19	25	3/4"
BES-30-90-DN25	30	1"
BES-38-90-DN31	38	1.1/4"
Tech Sheet 60614		

Swept 45°, L Series

0044	OD mm	To Suit Hose ID
BEL-06-45-DN05	6	3/16"
BEL-06-45-DN06	6	1/4"
BEL-08-45-DN06	8	1/4"
BEL-10-45-DN06	10	1/4"
BEL-10-45-DN08	10	5/16"
BEL-10-45-DN10	10	3/8"
BEL-12-45-DN08	12	5/16"
BEL-12-45-DN10	12	3/8"
BEL-15-45-DN12	15	1/2"
BEL-18-45-DN16	18	5/8"
BEL-22-45-DN19	22	3/4"
BEL-28-45-DN25	28	1"
BEL-35-45-DN31	35	1.1/4"
BEL-42-45-DN38	42	1.1/2"
Tech Sheet 60613		

Swept 45°, S Series

0044	OD mm	To Suit Hose ID
BES-06-45-DN05	6	3/16"
BES-06-45-DN06	6	1/4"
BES-08-45-DN06	8	1/4"
BES-10-45-DN06	10	1/4"
BES-10-45-DN08	10	5/16"
BES-10-45-DN10	10	3/8"
BES-12-45-DN08	12	5/16"
BES-14-45-DN10	14	3/8"
BES-16-45-DN12	16	1/2"
BES-20-45-DN16	20	5/8"
BES-25-45-DN19	25	3/4"
BES-30-45-DN25	30	1"
BES-38-45-DN31	38	1.1/4"
Tech Sheet 60613		

FT PRO

For **Hose & Assemblies** see page **15**

HYDRAULIC STAINLESS STEEL ADAPTORS & HOSE FITTINGS

stainless steel

Stainless Steel 1.4571 Working Temperature: -60°C to +400°C (DIN 17 440, AD W 10)

SAE 3000 psi (3k)

Straight Flanges

0044	Flange ND	To Suit Hose ID
SFL3-1/2-DN12	1/2"	1/2"
SFL3-1/2-DN16	1/2"	5/8"
SFL3-3/4-DN12	3/4"	1/2"
SFL3-3/4-DN16	3/4"	5/8"
SFL3-3/4-DN19	3/4"	3/4"
SFL3-1-DN19	1"	3/4"
SFL3-1-DN25	1"	1"
SFL3-11/4-DN25	1.1/4"	1"
SFL3-11/4-DN31	1.1/4"	1.1/4"
SFL3-11/2-DN31	1.1/2"	1.1/4"
SFL3-11/2-DN38	1.1/2"	1.1/2"
SFL3-2-DN38	2"	1.1/2"
SFL3-2-DN51	2"	2"

Tech Sheet 60618

90° Flanges

0044	Flange ND	To Suit Hose ID
SFL3-1/2-90-DN12	1/2"	1/2"
SFL3-1/2-90-DN16	1/2"	5/8"
SFL3-3/4-90-DN12	3/4"	1/2"
SFL3-3/4-90-DN16	3/4"	5/8"
SFL3-3/4-90-DN19	3/4"	3/4"
SFL3-1-90-DN19	1"	3/4"
SFL3-1-90-DN25	1"	1"
SFL3-114-90-DN25	1.1/4"	1"
SFL3-114-90-DN31	1.1/4"	1.1/4"
SFL3-112-90-DN31	1.1/2"	1.1/4"
SFL3-112-90-DN38	1.1/2"	1.1/2"
SFL3-2-90-DN38	2"	1.1/2"
SFL3-2-90-DN51	2"	2"

Tech Sheet 60620

45° Flanges

0044	Flange ND	To Suit Hose ID
SFL3-1/2-45-DN12	1/2"	1/2"
SFL3-1/2-45-DN16	1/2"	5/8"
SFL3-3/4-45-DN12	3/4"	1/2"
SFL3-3/4-45-DN16	3/4"	5/8"
SFL3-3/4-45-DN19	3/4"	3/4"
SFL3-1-45-DN19	1"	3/4"
SFL3-1-45-DN25	1"	1"
SFL3-114-45-DN25	1.1/4"	1"
SFL3-114-45-DN31	1.1/4"	1.1/4"
SFL3-112-45-DN31	1.1/2"	1.1/4"
SFL3-112-45-DN38	1.1/2"	1.1/2"
SFL3-2-45-DN38	2"	1.1/2"
SFL3-2-45-DN51	2"	2"

Tech Sheet 60619

SAE 6000 psi (6k)

Straight Flanges

0044	Flange ND	To Suit Hose ID
SFS6-1/2-DN12	1/2"	1/2"
SFS6-1/2-DN16	1/2"	5/8"
SFS6-3/4-DN12	3/4"	1/2"
SFS6-3/4-DN16	3/4"	5/8"
SFS6-3/4-DN19	3/4"	3/4"
SFS6-1-DN19	1"	3/4"
SFS6-1-DN25	1"	1"
SFS6-11/4-DN25	1.1/4"	1"
SFS6-11/4-DN31	1.1/4"	1.1/4"
SFS6-11/2-DN31	1.1/2"	1.1/4"
SFS6-11/2-DN38	1.1/2"	1.1/2"
SFS6-2-DN38	2"	1.1/2"
SFS6-2-DN51	2"	2"

Tech Sheet 60618

90° Flanges

0044	Flange ND	To Suit Hose ID
SFS6-1/2-90-DN12	1/2"	1/2"
SFS6-1/2-90-DN16	1/2"	5/8"
SFS6-3/4-90-DN12	3/4"	1/2"
SFS6-3/4-90-DN16	3/4"	5/8"
SFS6-3/4-90-DN19	3/4"	3/4"
SFS6-1-90-DN19	1"	3/4"
SFS6-1-90-DN25	1"	1"
SFS6-114-90-DN25	1.1/4"	1"
SFS6-114-90-DN31	1.1/4"	1.1/4"
SFS6-112-90-DN31	1.1/2"	1.1/4"
SFS6-112-90-DN38	1.1/2"	1.1/2"
SFS6-2-90-DN38	2"	1.1/2"
SFS6-2-90-DN51	2"	2"

Tech Sheet 60620

45° Flanges

0044	Flange ND	To Suit Hose ID
SFS6-1/2-45-DN12	1/2"	1/2"
SFS6-1/2-45-DN16	1/2"	5/8"
SFS6-3/4-45-DN12	3/4"	1/2"
SFS6-3/4-45-DN16	3/4"	5/8"
SFS6-3/4-45-DN19	3/4"	3/4"
SFS6-1-45-DN19	1"	3/4"
SFS6-1-45-DN25	1"	1"
SFS6-114-45-DN25	1.1/4"	1"
SFS6-114-45-DN31	1.1/4"	1.1/4"
SFS6-112-45-DN31	1.1/2"	1.1/4"
SFS6-112-45-DN38	1.1/2"	1.1/2"
SFS6-2-45-DN38	2"	1.1/2"
SFS6-2-45-DN51	2"	2"

Tech Sheet 60619

Split Flanges

0044	Flange Size	Bolt Type Metric	Bolt Type UNC
FLH-3-1/2	1/2"	M8 x 25	5/16" x 1.1/4"
FLH-3-3/4	3/4"	M10 x 30	3/8" x 1.1/4"
FLH-3-1	1"	M10 x 30	3/8" x 1.1/4"
FLH-3-1.1/4	1.1/4"	M10 x 30	7/16" x 1.1/2"
FLH-3-1.1/2	1.1/2"	M12 x 35	1/2" x 1.1/2"
FLH-3-2	2"	M12 x 35	1/2" x 1.1/2"

Tech Sheet 60617

Sold as halves, two halves required for each flange insert.

Split Flanges

0044	Flange Size	Bolt Type Metric	Bolt Type UNC
FLH-6-1/2	1/2"	M8 x 30	5/16" x 1.1/4"
FLH-6-3/4	3/4"	M10 x 35	3/8" x 1.1/4"
FLH-6-1	1"	M12 x 45	-
FLH-6-1.1/4	1.1/4"	M14 x 50	-
FLH-6-1.1/2	1.1/2"	M16 x 55	5/8" x 2"
FLH-6-2	2"	M20 x 65	3/4" x 2.1/2"

Tech Sheet 60617

Sold as halves, two halves required for each flange insert.

Bolts, washers and O-rings are not included and must be purchased separately

FT PRO®

PUSH STYLE HOSE SYSTEM



This range of quality hose and fittings has been designed and tested to fully comply to the specification of our SAE 100R6 hose.

The self grip style tail eliminates the requirement for swaged ferrules.

Hoses are available in a range of four colours, with standard end configurations of Metric DIN 2523, BSPP and JIC with A3C plated steel (other thread types and materials available upon request).

BENEFITS OF PUSH STYLE SYSTEM:

- High quality, complete low pressure hose system
- Fittings fully reusable
- No tooling required for assembly
- Fittings available in steel (stainless steel and brass available upon request)
- Static conducting hose available upon request
- System suitable for use with hydraulic oil, water, compressed air and water glycol based fluids at low pressure

FOUR COLOURS AS STANDARD FOR:

- Easy identification
- Identification of a particular medium by colour selected
- Colour-coded maintenance intervals

Working Temperature:
-40°C to +100°C.

Maximum Working Pressure:
28 bar

HYDRAULIC HOSE RANGE

Oil Return/Fuel Hose SAE 100R6

100R6 Hose

Application:
Low pressure hydraulic applications,
for use with push style fittings. See page 40

Specification:
SAE100 R6, exceeds EN854

Construction:
Inner tube: oil resistant synthetic rubber (Nbr)
Reinforcement: 1 single textile yarn braid
Outer cover: oil and weather resistant synthetic rubber

Recommended Fluids:
Hose suitable for petroleum based hydraulic oil and water-glycol based fluids, air and water

Available per 1 metre

Working Temperature:
-40°C to +100°C.

50 Metre Coils, Black

0303	ID	OD mm	Max Pressure Bar	Bend Radius mm	Burst Pressure Bar
100R6-04-50	1/4"	13.5	28	65	112
100R6-05-50	5/16"	15.1	28	75	112
100R6-06-50	3/8"	16.7	28	75	112
100R6-08-50	1/2"	20.6	28	100	112
100R6-10-50	5/8"	23.8	24	125	98
Page Tech Sheet 5010					

25 Metre Coils, Black

0303	ID	OD mm	Max Pressure Bar	Bend Radius mm	Burst Pressure Bar
100R6-12-25	3/4"	27.8	21	150	84
100R6-16-25	1"	32.5	20	205	80
Page Tech Sheet 5010					

50 Metre Coils, Red

0303	ID	OD mm	Max Pressure Bar	Bend Radius mm	Burst Pressure Bar
100R6-04-R-50	1/4"	13.5	28	65	112
100R6-06-R-50	3/8"	16.7	28	75	112
100R6-08-R-50	1/2"	20.6	28	100	112
Page Tech Sheet 5010					

25 Metre Coils, Red

0303	ID	OD mm	Max Pressure Bar	Bend Radius mm	Burst Pressure Bar
100R6-12-R-25	3/4"	27.8	21	150	84
100R6-16-R-25	1"	32.5	20	205	80
Page Tech Sheet 5010					

Oil Return/Fuel Hose SAE 100R6

100R6 Hose

Application:
Low pressure hydraulic applications,
for use with push style fittings. See page 40

Specification:
SAE100 R6, exceeds EN854

Construction:
Inner tube: oil resistant synthetic rubber (NBR)
Reinforcement: 1 single textile yarn braid
Outer cover: oil and weather resistant synthetic rubber

Recommended Fluids:
Hose suitable for petroleum based hydraulic oil and water-glycol based fluids, air and water

Available per 1 metre

Working Temperature:
-40°C to +100°C

50 Metre Coils, Blue

0303	ID	OD mm	Max Pressure Bar	Bend Radius mm	Burst Pressure Bar
100R6-04-B-50	1/4"	13.5	28	65	112
100R6-06-B-50	3/8"	16.7	28	75	112
100R6-08-B-50	1/2"	20.6	28	100	112
Page Tech Sheet 5010					



25 Metre Coils, Blue

0303	ID	OD mm	Max Pressure Bar	Bend Radius mm	Burst Pressure Bar
100R6-12-B-25	3/4"	27.8	21	150	84
100R6-16-B-25	1"	32.5	20	205	80
Page Tech Sheet 5010					

50 Metre Coils, Green

0303	ID	OD mm	Max Pressure Bar	Bend Radius mm	Burst Pressure Bar
100R6-04-G-50	1/4"	13.5	28	65	112
100R6-06-G-50	3/8"	16.7	28	75	112
100R6-08-G-50	1/2"	20.6	28	100	112
Page Tech Sheet 5010					

25 Metre Coils, Green

0303	ID	OD mm	Max Pressure Bar	Bend Radius mm	Burst Pressure Bar
100R6-12-G-25	3/4"	27.8	21	150	84
100R6-16-G-25	1"	32.5	20	205	80
Page Tech Sheet 5010					

PUSH STYLE HOSE SYSTEM

BSPP

Female

0309	Thread	To Suit Hose ID
PSBF0404CF	1/4"	1/4"
PSBF0606CF	3/8"	3/8"
PSBF0808CF	1/2"	1/2"
PSBF1212CF	3/4"	3/4"
PSBF1616CF	1"	1"



45° Elbow

0309	Thread	To Suit Hose ID
PSBF044504CF	1/4"	1/4"
PSBF064506CF	3/8"	3/8"
PSBF084508CF	1/2"	1/2"
PSBF124512CF	3/4"	3/4"
PSBF164516CF	1"	1"

90° Elbow

0309	Thread	To Suit Hose ID
PSBF049004CF	1/4"	1/4"
PSBF069006CF	3/8"	3/8"
PSBF089008CF	1/2"	1/2"
PSBF129012CF	3/4"	3/4"
PSBF169016CF	1"	1"

Metric Light

Female

0309	Thread	To Suit Hose ID
PSMFL06-04CF	6L (M12 x 1.5)	1/4"
PSMFL08-04CF	8L (M14 x 1.5)	1/4"
PSMFL10-06CF	10L (M16 x 1.5)	3/8"
PSMFL12-06CF	12L (M18 x 1.5)	3/8"
PSMFL15-08CF	15L (M22 x 1.5)	1/2"
PSMFL22-12CF	22L (M30 x 2.0)	3/4"



45° Elbow

0309	Thread	To Suit Hose ID
PSMFL06-45-04CF	6L (M12 x 1.5)	1/4"
PSMFL08-45-04CF	8L (M14 x 1.5)	1/4"
PSMFL10-45-06CF	10L (M16 x 1.5)	3/8"
PSMFL12-45-06CF	12L (M18 x 1.5)	3/8"
PSMFL15-45-08CF	15L (M22 x 1.5)	1/2"
PSMFL22-45-12CF	22L (M30 x 2.0)	3/4"

90° Elbow

0309	Thread	To Suit Hose ID
PSMFL06-90-04CF	6L (M12 x 1.5)	1/4"
PSMFL08-90-04CF	8L (M14 x 1.5)	1/4"
PSMFL10-90-06CF	10L (M16 x 1.5)	3/8"
PSMFL12-90-06CF	12L (M18 x 1.5)	3/8"
PSMFL15-90-08CF	15L (M22 x 1.5)	1/2"
PSMFL22-90-12CF	22L (M30 x 2.0)	3/4"

JIC

Female

0309	Thread	To Suit Hose ID
PSJF0404CF	7/16"	1/4"
PSJF0606CF	9/16"	3/8"
PSJF0808CF	3/4"	1/2"
PSJF1212CF	1.1/16"	3/4"

45° Elbow

0309	Thread	To Suit Hose ID
PSJF044504CF	7/16"	1/4"
PSJF064506CF	9/16"	3/8"
PSJF084508CF	3/4"	1/2"
PSJF124512CF	1.1/16"	3/4"

90° Elbow

0309	Thread	To Suit Hose ID
PSJF049004CF	7/16"	1/4"
PSJF069006CF	9/16"	3/8"
PSJF089008CF	3/4"	1/2"
PSJF129012CF	1.1/16"	3/4"

Designed and tested to work to the full specification of the 100R6 hose.

Mild Steel Reusable Fittings

BSPP Male

0300	To Suit Hose ID	Thread
2024-8746	1/4"	1/4"
2024-8761	3/8"	3/8"
2024-8779	1/2"	1/2"
2024-8787	5/8"	5/8"
2024-8795	3/4"	3/4"
2024-8803	1"	1"

BSPP Female

0300	To Suit Hose ID	Thread
2024-8811	1/4"	1/4"
2182-7985	1/4"	3/8"
2182-7977	3/8"	1/4"
2024-8829	3/8"	3/8"
2182-7993	3/8"	1/2"
2024-8837	1/2"	1/2"
2024-8845	5/8"	5/8"
2024-8852	3/4"	3/4"
2024-8860	1"	1"

BSPP Female, 45° Elbow

0300	To Suit Hose ID	Thread
2182-8009	1/4"	1/4"
2024-8944	3/8"	3/8"
2024-8951	1/2"	1/2"
2024-8969	5/8"	5/8"
2182-8025	1"	1"

BSPP Female, 90° Elbow

0300	To Suit Hose ID	Thread
2024-8878	1/4"	1/4"
2024-8886	3/8"	3/8"
2024-8894	1/2"	1/2"
2024-8902	5/8"	5/8"
2024-8910	3/4"	3/4"
2024-8928	1"	1"

BSPP, Female Compact 90° Elbow

0300	To Suit Hose ID	Thread
2182-8033	1/4"	1/4"
2182-8041	3/8"	3/8"
2182-8058	1/2"	1/2"

JIC, Male

0300	To Suit Hose ID	Thread
2036-7330	1/4"	1/2"
2036-7355	3/8"	9/16"
2182-8215	1/2"	7/8"
2182-8223	3/4"	1.1/16"
2182-8231	1"	1.5/16"

JIC, Female

0300	To Suit Hose ID	Thread
2036-7405	1/4"	7/16"
2182-8173	1/4"	1/2"
2036-7413	1/4"	9/16"
2036-7439	3/8"	9/16"
2036-7447	3/8"	3/4"
2036-7454	1/2"	3/4"
2182-8181	1/2"	7/8"
2182-8199	3/4"	1.1/16"
2182-8207	1"	1.5/16"

JIC, Female 90° Elbow

0300	To Suit Hose ID	Thread
2036-7504	1/4"	7/16"
2036-7520	1/4"	9/16"
2182-8249	3/8"	9/16"
2182-8256	3/8"	3/4"
2036-7538	1/2"	3/4"
2182-8272	1/2"	7/8"
2036-7579	3/4"	1.3/16"
2182-8280	3/4"	1.1/16"
2182-8306	1"	1.5/16"

Mild Steel Reusable Ferrules

R1AT Non-skive

0300	To Suit Hose ID
2028-5078	1/4"
2028-5086	3/8"
2028-5094	1/2"
2028-5102	5/8"
2028-5110	3/4"
2028-5128	1"

R2AT Non-skive

0300	To Suit Hose ID
2024-8993	1/4"
2024-9009	3/8"
2024-9017	1/2"
2024-9025	5/8"
2024-9033	3/4"
2024-9041	1"

R1A Skive

0300	To Suit Hose ID
2182-8066	1/4"
2182-8074	3/8"
2182-8082	1/2"
2182-8108	1"

R2A Skive

0300	To Suit Hose ID
2182-8116	1/4"
2182-8124	3/8"
2182-8132	1/2"
2182-8140	3/4"
2182-8157	1"

Stainless Steel Reusable Inserts

stainless steel

Swivel Female Insert, BSPP

0044	To Suit Hose ID	Thread
RU0404FSS	1/4"	1/4"
RU0606FSS	3/8"	3/8"
RU0808FSS	1/2"	1/2"
RU1616FSS	1"	1"

Stainless Steel Reusable Sockets

stainless steel

R1AT, Reusable Socket

0044	To Suit Hose ID
R1-04SS	1/4"
R1-06SS	3/8"
R1-08SS	1/2"
R1-16SS	1"

STOPflex®
FOR PRESSURE HOSES

RETENTION SYSTEM FOR PRESSURE HOSES

Prevent whipping of a pressurised hose in the event of the hose separating from its fitting

Suitable for various applications, including:
- DIN and BSP Fittings
- JIC Fittings
- SAE Flanges

- Protects both the operator and components
- Recommended by the International Hydraulic Safety Authority - the world leader in hydraulic safety training
- Suitable for all kinds of flexible hose
- Tested protection: compliant with EN 853, EN 854, EN 855, EN 856, EN 857, SAE J517

How it works…



1: Disengagement:
A hose disengages from its ferrule.

2: Release/venting of pressure
The pressurised oil exits from the hose and the release of energy results in the hose gaining considerable velocity, triggering a hazardous "whip effect" which is very dangerous to anyone or anything in its vicinity.

Step 3: Restraint
This is where the Stopflex system gets into operation: the stainless steel cable is tensioned and restrains the hose, preventing it from 'whipping'. The plate cuts into the rubber of the hose, to ensure that the clamp remains firmly attached. The hose clamp and plate absorb the force released from the travel of the flexible hose. This critical step occurs within just a few seconds.

STOPFLEX

Retention System for Pressure Hoses

To suit DIN & BSP Fittings

0466	To Suit	Diameter mm	Length mm
STOPFUDIN145	8L - 1/4"	14.5	300
STOPFUDIN17	8S - 10L - 3/8"	17	300
STOPFUDIN185	10S - 12L	18.5	300
STOPFUDIN205	12S	20.5	300
STOPFUDIN225	14S - 15L - 1/2"	22.5	300
STOPFUDIN245	16S - 5/8"	24.5	300
STOPFUDIN265	18L - 3/4"	26.5	300
STOPFUDIN305	20S - 22L	30.5	300
STOPFUDIN34	1"	34	450
STOPFUDIN365	25S - 28L	36.5	450
STOPFUDIN425	30S - 1.1/4"	42.5	450
STOPFUDIN455	35L	45.5	450
STOPFUDIN49	1.1/2"	49	450
STOPFUDIN525	38S - 42L	52.5	450
STOPFUDIN60	2"	60	450
Tech Sheet 60137			

To suit JIC Fittings

0466	To Suit	Diameter mm	Length mm
STOPFUJIC115	7/16"	11.5	300
STOPFUJIC132	1/2"	13.2	300
STOPFUJIC148	9/16"	14.8	300
STOPFUJIC195	3/4"	19.5	300
STOPFUJIC228	7/8"	22.8	300
STOPFUJIC275	1.1/16"	27.5	300
STOPFUJIC307	1.3/16"	30.7	300
STOPFUJIC34	1.5/16"	34	450
STOPFUJIC415	1.5/8"	41.5	450
STOPFUJIC48	1.7/8"	48	450
STOPFUJIC64	2.1/2"	64	450
Tech Sheet 60137			

To suit SAE Flanges

0466	To Suit	Diameter mm	Length mm
STOPFUSAE085	1/2" - 3000 psi	8.5	300
STOPFUSAE105	3/4" - 1.1/4" 3000 psi, 3/4" 6000 psi	10.5	450
STOPFUSAE125	1.1/2" - 2" 3000 psi, 1" 6000 psi	12.5	450
STOPFUSAE145	1.1/4" - 6000 psi	14.5	450
STOPFUSAE165	1.1/2" - 6000 psi	16.5	450
STOPFUSAE205	2" - 6000 psi	20.5	450
Tech Sheet 60137			

To suit Various Applications

0466	To Suit	Diameter mm	Length mm
STOPFUVARIE	Large Plate	13	450
STOPFUVARIES	Small Plate	13	450
Tech Sheet 60137			

Hose Band

0466	Minimum Diameter mm	Maximum Diameter mm	Thread
STOPFA11115	11	11.5	M6
STOPFA12125	12	12.5	M6
STOPFA13135	13	13.5	M6
STOPFA1415	14	15	M6
STOPFA1617	16	17	M6
STOPFA1718	17	18	M6
STOPFA1819	18	19	M6
STOPFA2021	20	21	M6
STOPFA2122	21	22	M6
STOPFA2223	22	23	M6
STOPFA2425	24	25	M6
STOPFA2526	25	26	M6
STOPFA2627	26	27	M6
STOPFA2728	27	28	M6
STOPFA2829	28	29	M6
STOPFA3031	30	31	M6
STOPFA3233	32	33	M6
STOPFA3435	34	35	M6
STOPFA3637	36	37	M6
STOPFA3839	38	39	M6
STOPFA3940	39	40	M6
STOPFA4041	40	41	M6
STOPFA4243	42	43	M6
STOPFA4344	43	44	M6
STOPFA4445	44	45	M8
STOPFA4547	45	47	M8
STOPFA4850	48	50	M8
STOPFA5153	51	53	M8
STOPFA5354	53	54	M8
STOPFA5456	54	56	M8
STOPFA5759	57	59	M8
STOPFA6062	60	62	M8
STOPFA6365	63	65	M8
STOPFA6668	66	68	M8
STOPFA6971	69	71	M8
STOPFA7274	72	74	M8
STOPFA7577	75	77	M8
STOPFA7880	78	80	M8
STOPFA8183	81	83	M8
STOPFA8486	84	86	M8
STOPFA8789	87	89	M8
STOPFA9092	90	92	M8
STOPFA9395	93	95	M8
Tech Sheet 60137			

FIRE SLEEVE

FT PRO®

Shield your hoses from extreme temperatures

The tried and tested red oxide silicone coated glass protective sleeving is popular requirement for application in mining, petrochemical process, aerospace and steel works settings.

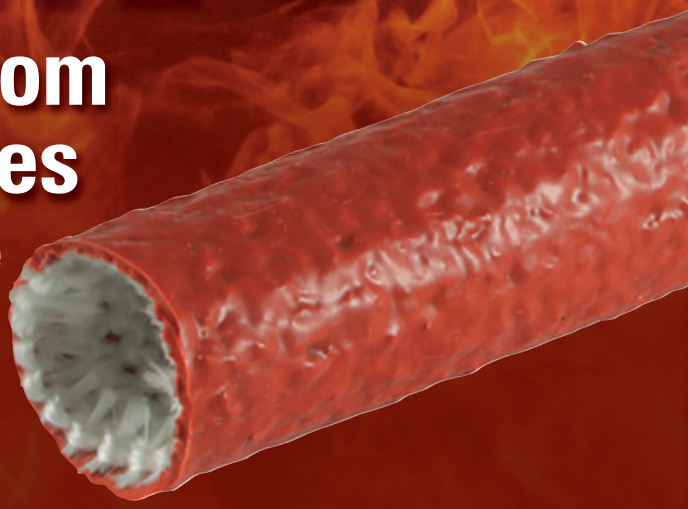

The protective sleeve is easily installed whilst assembling a hose or can also be retro-fitted during maintenance and repair activities.

In addition to defending critical equipment in harsh environmental conditions, the sleeve also mitigates health and safety risks by eliminating temperature extreme hazards so that scorching and burning injuries are avoided.

- Continuous protection at 260°C ambient temperatures
- Withstands molten metal splash at 1200°C
- UL94 flammability V-0
- Worker safety protection against lines that carry hot or volatile fluids
- Resistant to tears and abrasion
- Highly flexible and easily fitted
- MSHA approved
- RoHS 3 compliant

PROTECTIVE HOSE SLEEVES

Fire Sleeve MSHA UL 94 V-0

Red Oxide Per Metre

0319	ID mm	OD mm	SAE Size
FS-06-R	6	11	-04
FS-10-R	10	15	-06
FS-12-R	12	17	-08
FS-14-R	14	19	-09
FS-16-R	16	21	-10
FS-19-R	19	24	-12
FS-22-R	22	27	-14
FS-25-R	25	30	-16
FS-28-R	28	33	-18
FS-32-R	32	37	-20
FS-35-R	35	40	-22
FS-38-R	38	43	-24
FS-41-R	41	46	-26
FS-44-R	44	49	-28
FS-51-R	51	56	-32
FS-57-R	57	62	-
FS-63-R	63	68	-40
FS-70-R	70	75	-
FS-76-R	76	81	-48
FS-83-R	83	88	-
FS-89-R	89	94	-56
FS-95-R	95	100	-60
FS-102-R	102	107	-
FS-114-R	114	119	-72
FS-127-R	127	132	-

Tech Sheet 70055

Red Oxide 15 Metre Coils

0319	ID mm	OD mm	SAE Size
FS-06-R-15	6	11	-04
FS-10-R-15	10	15	-06
FS-12-R-15	12	17	-08
FS-14-R-15	14	19	-09
FS-16-R-15	16	21	-10
FS-19-R-15	19	24	-12
FS-22-R-15	22	27	-14
FS-25-R-15	25	30	-16
FS-28-R-15	28	33	-18
FS-32-R-15	32	37	-20
FS-35-R-15	35	40	-22
FS-38-R-15	38	43	-24
FS-41-R-15	41	46	-26
FS-44-R-15	44	49	-28
FS-51-R-15	51	56	-32
FS-57-R-15	57	62	-
FS-63-R-15	63	68	-40
FS-70-R-15	70	75	-
FS-76-R-15	76	81	-48
FS-83-R-15	83	88	-
FS-89-R-15	89	94	-56
FS-95-R-15	95	100	-60
FS-102-R-15	102	107	-
FS-114-R-15	114	119	-72
FS-127-R-15	127	132	-

Tech Sheet 70055

Self Amalgamating Tape 11 Metre Roll

0319	Colour	Width mm
FS-TAPE-25-N-11	Black	25
FS-TAPE-25-R-11	Red	25

Tech Sheet 70056

Galvanised Steel Spring Hose Guard

Open coil spring guard is a very effective and economic means of protecting hoses from expensive abrasive and crush damage.

Manufactured from high tensile spring steel wire.

Available in other sizes on request.

These products cannot be ordered online, please contact our sales office.

10 Metre Coils

0362	ID mm	Wall Thickness mm
SHG-18	18	1.6
SHG-20	20	1.6
SHG-22	22	2.0
SHG-24	24	2.0
SHG-25	25	2.0
SHG-26	26	2.0
SHG-29	29	2.0
SHG-31	31	3.2
SHG-33	33	3.2
SHG-37	37	3.2
SHG-41	41	3.2
SHG-43	43	3.2
SHG-45	45	3.2
SHG-49	49	3.2
SHG-51	51	3.2
SHG-54	54	3.2
SHG-56	56	3.2
SHG-60	60	3.2
SHG-63	63	3.2
SHG-70	70	3.2

HEAT SHRINK

2:1 Ratio (min) Thin Wall UL 224 VW-1

Crosslinked Polyolefin, 50 Metre Reel

0319	Colour	ID mm
HS2T-6-R-50	Red	6.35-12.7
HS2T-8-R-50	Red	8-16
HS2T-10-R-50	Red	9.5-19.1
HS2T-13-R-50	Red	12.7-25.4
HS2T-16-R-50	Red	16-32
HS2T-19-R-50	Red	19.00-38.1
HS2T-6-N-50	Black	6.35-12.7
HS2T-8-N-50	Black	8-16
HS2T-10-N-50	Black	9.5-19.1
HS2T-13-N-50	Black	12.7-25.4
HS2T-16-N-50	Black	16-32
HS2T-19-N-50	Black	19.00-38.1

Tech Sheet 70057



Crosslinked Polyolefin, 30 Metre Reel

0319	Colour	ID mm
HS2T-25-R-30	Red	25.4-50.8
HS2T-38-R-30	Red	38.1-76.2
HS2T-51-R-30	Red	50.8-101.6
HS2T-25-N-30	Black	25.4-50.8
HS2T-38-N-30	Black	38.1-76.2
HS2T-51-N-30	Black	50.8-101.6

Tech Sheet 70057

PROTECTIVE HOSE SLEEVES

Hose Protection Sleeve

The most economical option for managing, containing and protecting your hose, cables and other equipment.

Applications include protection for hose assemblies, ropes and wire harnesses.

- MSHA approved for underground mines, IC 171/1
- ISO 6945 abrasion standard, minimum 50,000 cycles
- Melting point: +220°C
- Resists mildew and bacterial growth
- Non-toxic
- Excellent resistance to UV ageing
- Very good chemical compatibility

20 Metre Coils

0460	ID mm
LGSLEEVE-18	18
LGSLEEVE-21	21
LGSLEEVE-25	25
LGSLEEVE-31	31
LGSLEEVE-36	36
LGSLEEVE-40	40
LGSLEEVE-45	45
LGSLEEVE-52	52
LGSLEEVE-60	60
LGSLEEVE-73	73
LGSLEEVE-85	85
LGSLEEVE-93	93
Tech Sheet 20377	

Nylon Hose Protection Sleeve

This textile sleeve consists of nylon multifilament. Complying with European standards, it has excellent abrasion resistance, and is ideal for protecting people, environment and machinery against any possible hydraulic hose oil leakage or spill.

- Material: nylon (polyamide)
- Thickness: 0.8mm (European standard)
- Melting point: +230°C
- MSHA approved: IC 293-1
- ISO 6945 abrasion standard, minimum 50,000 cycles
- UV solar protected: BS EN 13758-1
- Burst and leakage protected: SAE J343/ISO 3457
- Conductivity requirement: ISO 8031 approved
- Pin hole test approved

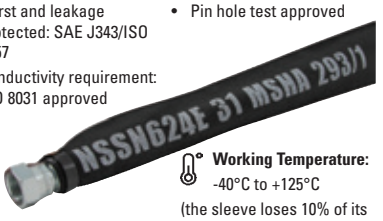

Working Temperature:
-40°C to +125°C
(the sleeve loses 10% of its resistance at +125°C)

20 Metre Coils

0672	ID mm
FPSLEEVE-017	17
FPSLEEVE-020	20
FPSLEEVE-023	23
FPSLEEVE-027	27
FPSLEEVE-031	31
FPSLEEVE-036	36
FPSLEEVE-040	40
FPSLEEVE-044	44
FPSLEEVE-055	55
FPSLEEVE-060	60
FPSLEEVE-066	66
FPSLEEVE-073	73
FPSLEEVE-093	93
FPSLEEVE-112	112
Tech Sheet 68268	

Hose Burst Guard

Our highest performance sleeve, designed to control and dissipate fluids from dangerous hose bursts.

For use in line-of-sight applications, to help protect personnel and equipment from the effects of a hose failure.

- MSHA approved IC171/1
- Outer layer withstands a minimum 350,000 cycles, abrasion tested using ISO 6945 test method
- Controls bursts up to 13,000 psi
- Two-layer structure with inner yellow layer acting as an abrasion indicator
- Meets ISO 3457, 4413, 6945, 6805, EN 414, MDG 41 and MSHA IC171/2
- Excellent resistance to UV ageing
- 40 metre lengths available on request
- Melting point: +215°C

Maximum Burst Control Pressure:
890 bar



30 Metre Coils

0460	ID mm
BUSLEEVE-31	31
BUSLEEVE-36	36
BUSLEEVE-42	42
BUSLEEVE-46	46
BUSLEEVE-54	54
Tech Sheet 60335	

10 Metre Coils

0460	ID mm
BUSLEEVE-31-10	31
BUSLEEVE-36-10	36
BUSLEEVE-42-10	42
BUSLEEVE-46-10	46
BUSLEEVE-54-10	54
Tech Sheet 60335	

Hose Wrap Sleeve

Ideal for hose bundling, adding abrasion protection post assembly or replacing damaged existing sleeves.

- Quick assembly
- Lightweight
- Proprietary bonding process allows cutting without fraying
- Meets ISO 6945 abrasion standard
- Excellent UV resistance
- Velcro fastening with shear strength of 22 psi
- Maximum temperature without degradation: +225°C

45 Metre Coils

0460	ID mm
WRSLEEVE-25	25
WRSLEEVE-75	75
WRSLEEVE-100	100
WRSLEEVE-125	125
WRSLEEVE-150	150
WRSLEEVE-175	175
WRSLEEVE-200	200
Tech Sheet 60336	

Spiral Hose Guard Features

- Provides high strength abrasion resistance for most types of hydraulic, pneumatic and industrial hose assemblies across a wide range of industries including: mining, forestry, drill rigs, plant and agricultural machinery, automotive, marine and offshore
- Exceptional anti-crushing performance
- High abrasion resistance
- Good UV resistance
- Easy installation and routing
- Proven in arduous conditions
- Conveniently coiled and packed in cartons for easy storage
- Suitable for wrapping single hoses or multiple hose looms



	Hose Type								
Hose I.D.	R1AT	R2AT	1SC	2SC	4SP	4SH	R13	R15	R17
3/16"	A	A							
1/4"	B	B	B	B	C				B
5/16"	B	C							B
3/8"	C	C	C	C	D			D	C
1/2"	D	D	D	D	E			E	D
5/8"	D	E							E
3/4"	E	E	E	E	E	E	E	E	E
1"	F	F		F	F	F	F	F	F
1.1/4"	G	G			G	G	G	G	
1.1/2"	G	H			H	H	H		
2"	I	I			I	I	I	I	

PROTECTIVE HOSE SLEEVES

Polypropylene Protective Hose Sleeves

Working Temperature:
-40°C to +90°C

Available in various colours on request.

Flat Type Black, Polypropylene

0369	ID mm	Length Metres	To Suit
FSG-10	10	20	A
FSG-12	12	20	B
FSG-14	14	20	-
FSG-16	16	20	C
FSG-20	20	20	D
FSG-25	25	20	E
FSG-32	32	20	F
FSG-42	42	10	G
FSG-50	50	10	H
FSG-60	60	10	I
FSG-74	74	10	-
FSG-80	80	10	-
FSG-88	88	10	-
FSG-100	100	10	-
FSG-130	130	10	-
FSG-150	150	10	-
FSG-200	200	2	-
Tech Sheet 10265			



Flat Type Yellow, Polypropylene

0369	ID mm	Length Metres	To Suit
FYSG-10	10	20	A
FYSG-12	12	20	B
FYSG-16	16	20	C
FYSG-20	20	20	D
FYSG-25	25	20	E
FYSG-32	32	20	F
FYSG-42	42	10	G
FYSG-50	50	10	H
FYSG-60	60	10	I
Tech Sheet 10265			

Round Type Black, Polypropylene

0369	ID mm	Length Metres	To Suit
RSG-10	10	20	A
RSG-12	12	20	B
RSG-16	16	20	C
RSG-20	20	20	D
RSG-25	25	20	E
RSG-32	32	20	F
RSG-42	42	10	G
RSG-50	50	10	H
RSG-60	60	10	I
Tech Sheet 10265			

Flat Type Hi-Viz Green, Polypropylene

0369	ID mm	Length	To Suit
FGSG-10	10	20	A
FGSG-12	12	20	B
FGSG-14	14	20	-
FGSG-16	16	20	C
FGSG-20	20	20	D
FGSG-25	25	20	E
FGSG-32	32	20	F
FGSG-42	42	10	G
FGSG-50	50	10	H
FGSG-60	60	10	I
Tech Sheet 10265			

Larger sizes are available; speak to your account manager for further information.

HOSE & PIPE CLEANING KITS

The pellet launcher uses compressed air to fire a foam pellet through tube, pipe and hose, clearing soft deposits and loose debris as it travels through.

The pellet launcher is designed to operate at 80-110 psi and should be connected, by a 3/8" (10mm) ID air line, to an air source NOT exceeding 150 psi.

Maximum Working Pressure:
. 0 bar

Pellet Launcher Kits

The mobile kit is specifically for use with hose, tube and pipe from 5mm to 50mm. The hose nozzle fits over the tube, hose or pipe to be cleaned.

The specially designed and extremely robust pellet launcher controls the air flow. It attaches to a 50mm crimp head through a patented interlocking system. The nozzles are inserted into the head. These are designed to reduce the pellet in size for insertion into the pipe.

All nozzles fit into the 50mm crimp head. All kits come in a case with instruction manuals and a pellet usage chart for identifying the correct pellets to use with your application.

This kit consist of the following:

- AM-1™ hand piece
- 50mm crimp head
- Adapter ring
- White hose nozzles: 6, 8, 10, 13, 16, 19, 25, 32, 38 and 50mm

Mobile Kit

0489	Thread	Nozzle Quantity	Nozzle Hole Size
MOBI-KIT	1/4"	10 x Hose Nozzles	6mm to 50mm
		Tech Sheet 60438	

Pellets used in the system will travel through 90° angles, tee joints, coils, U tubes, bore and straight-through valves.

The specially designed and extremely robust pellet launcher controls the air flow. It attaches to the 32mm and 50mm heads through a patented interlocking system. The nozzles are inserted into the head. These are designed to reduce the pellet in size for insertion into the pipe.

All nozzles fit into either the 32mm or 50mm heads. All kits come in a case with instruction manuals and a pellet usage chart for identifying the correct pellets to use with your application.

This kit consist of the following:

- AM-1™ hand piece
- 32mm and 50mm heads
- White hose nozzles: 6, 8, 10, 13, 16, 19, 25, 32, 38 and 50mm
- Green tube and JIC nozzles: 5, 6, 8, 10, 13, 16, 19, 22, 25, 32, 38 and 50mm
- Blue BSP nozzles: 6, 10, 13, 16, 19, 25 and 32mm

Full Kit

0489	Thread	Nozzle Quantity	Nozzle Hole Size
FULL-KIT	1/4"	31 x Hose Nozzles	6mm to 50mm
		Tech Sheet 60439	

Foam Pellets

Standard pellets are designed for removal of debris from all hose, tube or pipe, without fittings. Pellets are manufactured from foam and should be approximately 15-20% larger than the ID of the hose, tube or pipe being cleaned. Please select the pellet closest to the size required from the list.

Standard

0490	OD mm
NSP007	7
NSP008	8
NSP010	10
NSP012	12
NSP014	14
NSP016	16
NSP018	18
NSP020	20
NSP022	22
NSP024	24
NSP026	26
NSP028	28
NSP030	30
NSP033	33
NSP035	35
NSP040	40
NSP045	45
NSP050	50
NSP055	55
NSP060	60

These multipurpose pellets are designed for use in complex assemblies, hoses with fittings and to eliminate fine particles of contamination. Pellets are manufactured from foam and should be approximately 15-20% larger than the ID of the hose, tube or pipe being cleaned. Please select the pellet closest to the size required from the list.

General Purpose

0490	OD mm
MPP007	7
MPP008	8
MPP010	10
MPP012	12
MPP014	14
MPP016	16
MPP018	18
MPP020	20
MPP022	22
MPP024	24
MPP026	26
MPP028	28
MPP030	30
MPP033	33
MPP035	35
MPP040	40
MPP045	45
MPP050	50
MPP055	55
MPP060	60

Plugtite Industrial

Designed and used to prevent the leakage and contamination of various fluids, including hydraulics and chemicals, during the service, maintenance and storage of machinery and equipment. Used in industrial areas such as hydraulic, chemical, processing, MRO, HVAC, mining and heavy equipment.

Made from a special compound in our own factory

The **Plugtite** aperture has been designed and engineered to give the plug greater compression than standard solid plugs, ensuring a perfect seal whilst still being able to be cut to size if needed.

- Greater resistance to most oils within the temperature range of -25°C to +90°C
- Does not shrink, leak or discolour
- Resistant to sunlight for greater shelf life; does not split/crack or deteriorate
- Easy to use; insert, squeeze, press home and release
- The compressed rubber ensures a tight fit

3 Standard Apertures
Plugtite Small 2mm to 14mm
Plugtite Medium 6mm to 24mm
Plugtite Large 15mm to 45mm

Other Members of the Plugtite Family

Plugtite - Hygiene FDA Approved
This plug is specifically produced for use in the food and beverage processing industry.
The use of the plugs helps to ensure that sensitive working areas are kept free of contamination from oils and other fluids by preventing leakage when cleaning and servicing machinery and equipment.

Plugtite - Heat Resistant
For use in operations such as electrostatic lines, die casting, etc, where high heat resistance is a requirement.

The new generation of service and maintenance plugs

SERVICE PLUGS

Spill Prevention

- Stop contamination
- Plugtite products are used to prevent contamination of all sorts of chemical compounds into the surrounding environment

Working Temperature:
-25°C to +90°C

NEW ECO FRIENDLY CARDBOARD PACKAGING

Standard Pack

0709	Size mm	Box Quantity
PLUGTITE-STD-10	6-24	10
	Tech Sheet 68083	

XL Pack

0709	Size mm	Box Quantity
PLUGTITE-MAX-4	15-45	4
	Tech Sheet 68083	



Micro Pack

0709	Size mm	Box Quantity
PLUGTITE-MINI-20	2-14	20
	Tech Sheet 68083	

Mix Pack

0709	Size mm	Box Quantity
PLUGTITE-MIX-9	2-45	9
	Tech Sheet 68083	

BURNETT & HILLMAN

HYDRAULIC ADAPTOR UK MANUFACTURER

Our extensive range of adaptors includes stock of more than 3000 different variations of JIC, SAE, Metric, BSP, BSPT, NPTF and NPSM made from mild steel (BS EN 10277:3:199 – 230M07Pb).

We specialise in not just one type of product – we have the flexibility to produce special requirements alongside our standard product ranges. This diversity of ranges and sizes, combines with our unparalleled customer service and technical assistance.

The market for hydraulic adaptors is a truly diverse one. Hydraulics are used in almost every facet of industry: Agriculture, Transport, Waste, Defence, Manufacturing, Marine, Construction, Mining, Engineering, etc. Hydraulic power plays a crucial global role in keeping these and other industries moving.



THREADS AND DIMENSIONS

- BSP adaptor dimensions are compatible with ISO 8434-6 and BS 5200.
- BSP DIN spec adaptors are to DIN 3852 Form A.
- BSPP and NCB threads are to BS EN ISO 228-1.
- BSPT threads are to BS EN 10226-1.
- JIC adaptors are to SAE J514.
- JIC and SAE threads are to BS 1580.
- JIS are to JIS B 8363
- Metric threads are to BS 3643-2.
- NPTF threads are to ANSI B1 20.3

PLATING

- Acid zinc plating is to ISO 2081, Fe/Zn8/A/T2.
- Fe = Ferrous substrate.
- Zn8 = Zinc coating 8 microns thick.
- A = Clear passivate.
- T2 = Application of organic or inorganic sealants.

MATERIAL

- Steel used for stock parts is 230M07Pb/11SMnPb37 as to BE EN 10277-3.
- Stainless is grade 316 to BS EN 10277-1.

HYDRAULIC ADAPTORS

BURNETT & HILLMAN
HYDRAULIC ADAPTOR UK MANUFACTURER

Male/Male Adaptors

Equal BSPP Male x BSPP Male 60° Cone

0014	Thread	Thread
1BP0202	1/8"	1/8"
1BP0404	1/4"	1/4"
1BP0606	3/8"	3/8"
1BP0808	1/2"	1/2"
1BP1010	5/8"	5/8"
1BP1212	3/4"	3/4"
1BP1616	1"	1"
1BP2020	1.1/4"	1.1/4"
1BP2424	1.1/2"	1.1/2"
1BP2828	1.3/4"	1.3/4"
1BP3232	2"	2"
1BP4040	2.1/2"	2.1/2"
1BP4848	3"	3"
1BP6464	4"	4"
Tech Sheet 20000		

Unequal BSPP Male x BSPP Male 60° Cone

0014	Thread	Thread
1BP0204	1/8"	1/4"
1BP0206	1/8"	3/8"
1BP0208	1/8"	1/2"
1BP0406	1/4"	3/8"
1BP0408	1/4"	1/2"
1BP0410	1/4"	5/8"
1BP0412	1/4"	3/4"
1BP0416	1/4"	1"
1BP0420	1/4"	1.1/4"
1BP0432	1/4"	2"
1BP0608	3/8"	1/2"
1BP0610	3/8"	5/8"
1BP0612	3/8"	3/4"
1BP0616	3/8"	1"
1BP0620	3/8"	1.1/4"
1BP0624	3/8"	1.1/2"
1BP0810	1/2"	5/8"
1BP0812	1/2"	3/4"
1BP0816	1/2"	1"
1BP0820	1/2"	1.1/4"
1BP0824	1/2"	1.1/2"
1BP0832	1/2"	2"
1BP1012	5/8"	3/4"
1BP1016	5/8"	1"
1BP1020	5/8"	1.1/4"
1BP1216	3/4"	1"
1BP1220	3/4"	1.1/4"
1BP1224	3/4"	1.1/2"
1BP1232	3/4"	2"
1BP1620	1"	1.1/4"
1BP1624	1"	1.1/2"
1BP1632	1"	2"
1BP1640	1"	2.1/2"
1BP2024	1.1/4"	1.1/2"
1BP2032	1.1/4"	2"
1BP2428	1.1/2"	1.3/4"
1BP2432	1.1/2"	2"
1BP2440	1.1/2"	2.1/2"
1BP2832	1.3/4"	2"
Tech Sheet 20000		

BSPP Male x BSPP Male 60° Cone DIN 3852 Form A

0014	Thread	Thread
1BPA0202	1/8"	1/8"
1BPA0204	1/8"	1/4"
1BPA0404	1/4"	1/4"
1BPA0406	1/4"	3/8"
1BPA0408	1/4"	1/2"
1BPA0606	3/8"	3/8"
1BPA0608	3/8"	1/2"
1BPA0808	1/2"	1/2"
1BPA0812	1/2"	3/4"
1BPA0816	1/2"	1"
1BPA1212	3/4"	3/4"
1BPA1216	3/4"	1"
1BPA1616	1"	1"
1BPA1620	1"	1.1/4"
1BPA1624	1"	1.1/2"
1BPA2020	1.1/4"	1.1/4"
1BPA2024	1.1/4"	1.1/2"
1BPA2424	1.1/2"	1.1/2"
1BPA2432	1.1/2"	2"
1BPA3232	2"	2"
Tech Sheet 20000		

BSPP Male x BSPP Male 60° Cone with Restrictor

0014	Thread	Thread	Restrictor
1BPR0404-1/32	1/4"	1/4"	1/32"
1BPR0404-1	1/4"	1/4"	1mm
1BPR0404-1/16	1/4"	1/4"	1/16"
1BPR0406-1/32	1/4"	3/8"	1/32"
1BPR0406-1	1/4"	3/8"	1mm
1BPR0406-1/16	1/4"	3/8"	1/16"
1BPR0408-1/32	1/4"	1/2"	1/32"
1BPR0408-1/16	1/4"	1/2"	1/16"
1BPR0606-1/32	3/8"	3/8"	1/32"
1BPR0606-1	3/8"	3/8"	1mm
1BPR0606-1/16	3/8"	3/8"	1/16"
1BPR0608-1/32	3/8"	1/2"	1/32"
1BPR0608-1	3/8"	1/2"	1mm
1BPR0608-3	3/8"	1/2"	3mm
1BPR0612-1/16	3/8"	3/4"	1/16"
1BPR0808-1/32	1/2"	1/2"	1/32"
1BPR0808-1	1/2"	1/2"	1mm
1BPR0808-1/16	1/2"	1/2"	1/16"
Tech Sheet 20000			

BSPP Male x BSPP Male 60° Cone 174 Spec.

0014	Thread	Thread
00100	1/8"	1/4"
00114	1/4"	1/4"
00117	1/4"	3/8"
00101	1/4"	1/2"
00120	3/8"	3/8"
00102	3/8"	1/2"
00103	3/8"	3/4"
00125	1/2"	1/2"
00104	1/2"	3/4"
00116	1/2"	1"
00115	3/4"	3/4"
00106	3/4"	1"
00118	1"	1"
00119	1"	1.1/4"
00109	1.1/4"	1.1/4"
00110	1.1/4"	1.1/2"
00129	1.1/4"	2"
00111	1.1/2"	1.1/2"
00112	1.1/2"	2"
00113	2"	2"
Tech Sheet 20000		

BSPP Male x BSPP Male 60° Cone BS5200

0014	Thread	Thread
52021	1/2"	1/2"
Tech Sheet 20000		

BSPP Male x BSPP Male 60° Cone with Restrictor Blank Only

0014	Thread	Thread mm
13080	1/4"	1/4"
13081	1/4"	3/8"
13082	1/4"	1/2"
13083	3/8"	3/8"
13084	3/8"	1/2"
13089	3/8"	3/4"
13085	1/2"	1/2"
13086	1/2"	3/4"
13088	3/4"	1"
Tech Sheet 20000		

HYDRAULIC ADAPTORS

Male/Male Adaptors

BSPP Male 60° Cone x BSPT Male

0014	Thread	Thread
1BP02T02	1/8"	1/8"
1BP02T04	1/8"	1/4"
1BP02T06	1/8"	3/8"
1BP04T02	1/4"	1/8"
1BP04T04	1/4"	1/4"
1BP04T06	1/4"	3/8"
1BP04T08	1/4"	1/2"
1BP04T12	1/4"	3/4"
1BP06T02	3/8"	1/8"
1BP06T04	3/8"	1/4"
1BP06T06	3/8"	3/8"
1BP06T08	3/8"	1/2"
1BP06T12	3/8"	3/4"
1BP06T16	3/8"	1"
1BP08T02	1/2"	1/8"
1BP08T04	1/2"	1/4"
1BP08T06	1/2"	3/8"
1BP08T08	1/2"	1/2"
1BP08T10	1/2"	5/8"
1BP08T12	1/2"	3/4"
1BP08T16	1/2"	1"
1BP08T20	1/2"	1.1/4"
1BP10T06	5/8"	3/8"
1BP10T08	5/8"	1/2"
1BP10T10	5/8"	5/8"
1BP10T12	5/8"	3/4"
1BP12T04	3/4"	1/4"
1BP12T06	3/4"	3/8"
1BP12T08	3/4"	1/2"
1BP12T12	3/4"	3/4"
1BP12T16	3/4"	1"
1BP12T20	3/4"	1.1/4"
1BP12T24	3/4"	1.1/2"
1BP16T06	1"	3/8"
1BP16T08	1"	1/2"
1BP16T12	1"	3/4"
1BP16T16	1"	1"
1BP16T20	1"	1.1/4"
1BP16T24	1"	1.1/2"
1BP16T32	1"	2"
1BP20T16	1.1/4"	1"
1BP20T20	1.1/4"	1.1/4"
1BP20T24	1.1/4"	1.1/2"
1BP20T32	1.1/4"	2"
1BP24T16	1.1/2"	1"
1BP24T20	1.1/2"	1.1/4"
1BP24T24	1.1/2"	1.1/2"
1BP24T32	1.1/2"	2"
1BP32T16	2"	1"
1BP32T20	2"	1.1/4"
1BP32T24	2"	1.1/2"
1BP32T32	2"	2"
1BP32T40	2"	2.1/2"
1BP32T48	2"	3"
1BP40T40	2.1/2"	2.1/2"

Tech Sheet 20000

BSPP Male 60° Cone x SAE O-Ring Face Seal Male

0014	Thread	Thread
74005	1/8"	9/16"
74000	1/4"	9/16"
74006	1/4"	11/16"
74001	3/8"	11/16"
74007	3/8"	13/16"
74015	1/2"	11/16"
74002	1/2"	13/16"
74008	1/2"	1"
74011	1/2"	1.3/16"
74014	5/8"	1.3/16"
74009	3/4"	1"
74003	3/4"	1.3/16"
74004	1"	1.7/16"
74012	1"	1.11/16"
74010	1.1/4"	1.11/16"

Tech Sheet 20000

BSPP Male 60° Cone x SAE Male 45° External Flare

0014	Thread	Thread
13200	3/8"	5/8"

Tech Sheet 20000

BSPT Male x JIS Male (BSPP Threads)

0014	Thread	Thread
00313-JIS	3/8"	3/8"

Tech Sheet 20000

BSPT Male x NPTF Male

0014	Thread	Thread
1BNT0204	1/8"	1/4"
1BNT0402	1/4"	1/8"
1BNT0404	1/4"	1/4"
1BNT0406	1/4"	3/8"
1BNT0606	3/8"	3/8"
1BNT0604	3/8"	1/4"
1BNT0808	1/2"	1/2"
1BNT1212	3/4"	3/4"
1BNT1616	1"	1"
1BNT2420	1.1/2"	1.1/4"
1BNT2424	1.1/2"	1.1/2"
1BNT3232	2"	2"
1BNT4040	2.1/2"	2.1/2"

Tech Sheet 20000

BSPT Male x BSPT Male

0014	Thread	Thread
1BT0202	1/8"	1/8"
1BT0204	1/8"	1/4"
1BT0404	1/4"	1/4"
1BT0406	1/4"	3/8"
1BT0408	1/4"	1/2"
1BT0606	3/8"	3/8"
1BT0608	3/8"	1/2"
1BT0808	1/2"	1/2"
1BT0812	1/2"	3/4"
1BT1212	3/4"	3/4"
1BT1216	3/4"	1"
1BT1220	3/4"	1.1/4"
1BT1616	1"	1"
1BT1620	1"	1.1/4"
1BT1624	1"	1.1/2"
1BT2020	1.1/4"	1.1/4"
1BT2024	1.1/4"	1.1/2"
1BT2032	1.1/4"	2"
1BT2424	1.1/2"	1.1/2"
1BT2432	1.1/2"	2"
1BT3232	2"	2"
1BT4040	2.1/2"	2.1/2"
1BT4848	3"	3"

Tech Sheet 20000

JIS Male x JIS Male 30° Cone (Metric Threads)

0014	Thread mm
9741-14	14
9741-18	18
9741-22	22
9741-24	24
9741-30	30
9741-33	33

Tech Sheet 20000

JIS Male x JIS Male 30° Cone (BSPP Threads)

0014	Thread
7801-04-04	1/4"
7801-06-06	3/8"
7801-08-08	1/2"
7801-12-12	3/4"

Tech Sheet 20000

HYDRAULIC ADAPTORS

BURNETT & HILLMAN
HYDRAULIC ADAPTOR UK MANUFACTURER

Male/Male Adaptors

NPTF Male x BSPP Male 60° Cone

0014	Thread	Thread
1NB0202	1/8"	1/8"
1NB0204	1/8"	1/4"
1NB0206	1/8"	3/8"
1NB0208	1/8"	1/2"
1NB0402	1/4"	1/8"
1NB0404	1/4"	1/4"
1NB0406	1/4"	3/8"
1NB0408	1/4"	1/2"
1NB0412	1/4"	3/4"
1NB0602	3/8"	1/8"
1NB0604	3/8"	1/4"
1NB0606	3/8"	3/8"
1NB0608	3/8"	1/2"
1NB0610	3/8"	5/8"
1NB0612	3/8"	3/4"
1NB0802	1/2"	1/8"
1NB0804	1/2"	1/4"
1NB0806	1/2"	3/8"
1NB0808	1/2"	1/2"
1NB0810	1/2"	5/8"
1NB0812	1/2"	3/4"
1NB0816	1/2"	1"
1NB1204	3/4"	1/4"
1NB1206	3/4"	3/8"
1NB1208	3/4"	1/2"
1NB1210	3/4"	5/8"
1NB1212	3/4"	3/4"
1NB1216	3/4"	1"
1NB1220	3/4"	1.1/4"
1NB1224	3/4"	1.1/2"
1NB1604	1"	1/4"
1NB1606	1"	3/8"
1NB1608	1"	1/2"
1NB1612	1"	3/4"
1NB1616	1"	1"
1NB1620	1"	1.1/4"
1NB2012	1.1/4"	3/4"
1NB2016	1.1/4"	1"
1NB2020	1.1/4"	1.1/4"
1NB2024	1.1/4"	1.1/2"
1NB2032	1.1/4"	2"
1NB2416	1.1/2"	1"
1NB2420	1.1/2"	1.1/4"
1NB2424	1.1/2"	1.1/2"
1NB2432	1.1/2"	2"
1NB3216	2"	1"
1NB3220	2"	1.1/4"
1NB3224	2"	1.1/2"
1NB3232	2"	2"
1NB3240	2"	2.1/2"
1NB4032	2.1/2"	2"
1NB4040	2.1/2"	2.1/2"
1NB4832	3"	2"
1NB4840	3"	2.1/2"
Tech Sheet 20000		

NPTF Male x NPTF Male

0014	Thread	Thread
1N0202	1/8"	1/8"
1N0204	1/8"	1/4"
1N0208	1/8"	1/2"
1N0404	1/4"	1/4"
1N0406	1/4"	3/8"
1N0408	1/4"	1/2"
1N0412	1/4"	3/4"
1N0606	3/8"	3/8"
1N0608	3/8"	1/2"
1N0808	1/2"	1/2"
1N0812	1/2"	3/4"
1N0816	1/2"	1"
1N0820	1/2"	1.1/4"
1N0824	1/2"	1.1/2"
1N1212	3/4"	3/4"
1N1216	3/4"	1"
1N1220	3/4"	1.1/4"
1N1616	1"	1"
1N1620	1"	1.1/4"
1N2020	1.1/4"	1.1/4"
1N2024	1.1/4"	1.1/2"
1N2032	1.1/4"	2"
1N2432	1.1/2"	2"
1N4040	2.1/2"	2.1/2"
Tech Sheet 20000		

Metric Male x BSPP Male 60° Cone

0014	Thread	Thread
10542	M8 x 1	1/8"
10544	M10 x 1	1/8"
10545	M10 x 1	1/4"
10548	M10 x 1	3/8"
10543	M12 x 1	1/8"
10546	M12 x 1	1/4"
10541	M14 x 1	1/4"
Tech Sheet 20000		

Metric Male x BSPP Male 60° Cone to DIN 3852 Form A

0014	Thread	Thread
60500	M22 x 1.5	1/2"
Tech Sheet 20000		



Metric Male x Metric Male

0014	Thread	Thread
1MP1010	M10 x 1.5	M10 x 1.5
1MP1012	M10 x 1.5	M12 x 1.5
1MP1014	M10 x 1.5	M14 x 1.5
1MP1212	M12 x 1.5	M12 x 1.5
1MP1214	M12 x 1.5	M14 x 1.5
1MP1216	M12 x 1.5	M16 x 1.5
1MP1414	M14 x 1.5	M14 x 1.5
1MP1416	M14 x 1.5	M16 x 1.5
1MP1418	M14 x 1.5	M18 x 1.5
1MP1420	M14 x 1.5	M20 x 1.5
1MP1616	M16 x 1.5	M16 x 1.5
1MP1618	M16 x 1.5	M18 x 1.5
1MP1620	M16 x 1.5	M20 x 1.5
1MP1622	M16 x 1.5	M22 x 1.5
1MP1626	M16 x 1.5	M26 x 1.5
1MP1818	M18 x 1.5	M18 x 1.5
1MP1820	M18 x 1.5	M20 x 1.5
1MP1822	M18 x 1.5	M22 x 1.5
1MP1824	M18 x 1.5	M24 x 1.5
1MP1826	M18 x 1.5	M26 x 1.5
1MP2020	M20 x 1.5	M20 x 1.5
1MP2022	M20 x 1.5	M22 x 1.5
1MP2024	M20 x 1.5	M24 x 1.5
1MP2026	M20 x 1.5	M26 x 1.5
1MP2222	M22 x 1.5	M22 x 1.5
1MP2224	M22 x 1.5	M24 x 1.5
1MP2226	M22 x 1.5	M26 x 1.5
1MP2230	M22 x 1.5	M30 x 1.5
1MP2424	M24 x 1.5	M24 x 1.5
1MP2626	M26 x 1.5	M26 x 1.5
1MP3030	M30 x 1.5	M30 x 1.5
1MP3038	M30 x 1.5	M38 x 1.5
1MP3838	M38 x 1.5	M38 x 1.5
Tech Sheet 20000		

HYDRAULIC ADAPTORS

BURNETT & HILLMAN
HYDRAULIC ADAPTOR UK MANUFACTURER

Male/Male Adaptors

Metric Male x BSPP Male 60° Cone

0014	Thread	Thread
1MBP1004	M10 x 1.5	1/4"
1MBP1202	M12 x 1.5	1/8"
1MBP1204	M12 x 1.5	1/4"
1MBP1206	M12 x 1.5	3/8"
1MBP1208	M12 x 1.5	1/2"
1MBP1402	M14 x 1.5	1/8"
1MBP1404	M14 x 1.5	1/4"
1MBP1406	M14 x 1.5	3/8"
1MBP1408	M14 x 1.5	1/2"
1MBP1410	M14 x 1.5	5/8"
1MBP1604	M16 x 1.5	1/4"
1MBP1606	M16 x 1.5	3/8"
1MBP1608	M16 x 1.5	1/2"
1MBP1610	M16 x 1.5	5/8"
1MBP1612	M16 x 1.5	3/4"
1MBP1804	M18 x 1.5	1/4"
1MBP1806	M18 x 1.5	3/8"
1MBP1808	M18 x 1.5	1/2"
1MBP1810	M18 x 1.5	5/8"
1MBP1812	M18 x 1.5	3/4"
1MBP1816	M18 x 1.5	1"
1MBP2004	M20 x 1.5	1/4"
1MBP2006	M20 x 1.5	3/8"
1MBP2008	M20 x 1.5	1/2"
1MBP2012	M20 x 1.5	3/4"
1MBP2204	M22 x 1.5	1/4"
1MBP2206	M22 x 1.5	3/8"
1MBP2208	M22 x 1.5	1/2"
1MBP2212	M22 x 1.5	3/4"
1MBP2216	M22 x 1.5	1"
1MBP2406	M24 x 1.5	3/8"
1MBP2408	M24 x 1.5	1/2"
1MBP2412	M24 x 1.5	3/4"
1MBP2608	M26 x 1.5	1/2"
1MBP2610	M26 x 1.5	5/8"
1MBP2612	M26 x 1.5	3/4"
1MBP2616	M26 x 1.5	1"
1MBP3012	M30 x 1.5	3/4"
1MBP3016	M30 x 1.5	1"
1MBP3020	M30 x 1.5	1.1/4"
1MBP3616	M36 x 1.5	1"
1MBP3816	M38 x 1.5	1"
1MBP3820	M38 x 1.5	1.1/4"
Tech Sheet 20000		

SAE O-Ring Boss Male x BSPP Male 60° Cone Less O-Ring

0014	Thread	Thread
01329	1/4"	1/8"
01326	1/4"	1/4"
01300	3/8"	1/4"
01323	3/8"	3/8"
01309	7/16"	1/8"
01301	7/16"	1/4"
01303	7/16"	3/8"
01302	7/16"	1/2"
01304	1/2"	1/4"
01305	1/2"	3/8"
01341	1/2"	1/2"
01306	9/16"	1/4"
01307	9/16"	3/8"
01308	9/16"	1/2"
01310	3/4"	1/4"
01311	3/4"	3/8"
01312	3/4"	1/2"
01313	3/4"	5/8"
01314	3/4"	3/4"
01315	5/8"	1/4"
01316	5/8"	3/8"
01344	5/8"	1/2"
01346	7/8"	1/4"
01317	7/8"	3/8"
01318	7/8"	1/2"
01319	7/8"	5/8"
01320	7/8"	3/4"
01335	7/8"	1"
01321	1.1/16"	3/8"
01322	1.1/16"	1/2"
01337	1.1/16"	5/8"
01324	1.1/16"	3/4"
01325	1.1/16"	1"
01348	1.1/16"	1.1/4"
01345	1.3/16"	3/4"
01343	1.5/16"	1/2"
01327	1.5/16"	3/4"
01328	1.5/16"	1"
01338	1.5/16"	1.1/4"
01330	1.5/16"	1.1/2"
01331	1.5/8"	3/4"
01332	1.5/8"	1"
01333	1.5/8"	1.1/4"
01339	1.5/8"	1.1/2"
01342	1.7/8"	1.1/4"
01340	1.7/8"	1.1/2"
Tech Sheet 20000		

NPT Male x SAE Male 45° External Flare

0014	Thread	Thread
01050	1/8"	7/16"
01052	1/4"	7/16"
01054	1/4"	5/8"
01056	3/8"	7/16"
01058	3/8"	5/8"
01057	3/8"	3/4"
01060	1/2"	5/8"
01061	1/2"	3/4"
01062	1/2"	7/8"
01063	1/2"	1.1/16"
01065	3/4"	3/4"
01066	3/4"	7/8"
01064	3/4"	1.5/8"
01067	3/4"	1.1/16"
Tech Sheet 20000		

SAE O-Ring Boss Male x SAE O-Ring Face Seal Male Less O-Rings

0014	Thread	Thread
21300	7/16"	9/16"
21301	7/16"	11/16"
21302	9/16"	11/16"
21303	9/16"	13/16"
21304	3/4"	11/16"
21305	3/4"	13/16"
21307	7/8"	13/16"
21308	7/8"	1"
21310	1.1/16"	1.3/16"
21311	1.1/16"	1.7/16"
21312	1.5/16"	1.3/16"
21313	1.5/16"	1.7/16"
Tech Sheet 20000		

HYDRAULIC ADAPTORS

BURNETT & HILLMAN
HYDRAULIC ADAPTOR & UK MANUFACTURER

Male/Fixed Female Adaptors

BSPP Male 60° Cone x BSPP Fixed Female Extended

0014	Male Thread	Female Thread
4BX02	1/8"	1/8"
4BX0204	1/8"	1/4"
4BX0206	1/8"	3/8"
4BX0208	1/8"	1/2"
4BX0402	1/4"	1/8"
4BX04	1/4"	1/4"
4BX0406	1/4"	3/8"
4BX0408	1/4"	1/2"
4BX0412	1/4"	3/4"
4BX0604	3/8"	1/4"
4BX06	3/8"	3/8"
4BX0608	3/8"	1/2"
4BX0612	3/8"	3/4"
4BX0806	1/2"	3/8"
4BX08	1/2"	1/2"
4BX0812	1/2"	3/4"
4BX0816	1/2"	1"
4BX0820	1/2"	1.1/4"
4BX1208	3/4"	1/2"
4BX12	3/4"	3/4"
4BX1216	3/4"	1"
4BX1220	3/4"	1.1/4"
4BX1224	3/4"	1.1/2"
4BX1612	1"	3/4"
4BX16	1"	1"
4BX1620	1"	1.1/4"
4BX1624	1"	1.1/2"
4BX2020	1.1/4"	1.1/4"
4BX2024	1.1/4"	1.1/2"
4BX2032	1.1/4"	2"
4BX2420	1.1/2"	1.1/4"
4BX24	1.1/2"	1.1/2"
Tech Sheet 20000		

BSPP Male 60° Cone x BSPT Female Extended

0014	Male Thread	Female Thread
16091	1/4"	1/8"
16090	1/4"	1/4"
16092	3/8"	1/4"
16093	3/8"	3/8"
16089	3/8"	1/2"
16094	1/2"	1/2"
16102	3/4"	1/2"
16095	3/4"	3/4"
16103	3/4"	1"
16096	1"	1"
Tech Sheet 20000		

BSPP Male 60° Cone x Metric Female 1.5mm Pitch Extended

0014	Male Thread	Female Thread mm
19803	1/4"	12
19804	1/4"	14
19800	1/2"	16
19801	1/2"	22
19802	3/4"	22
Tech Sheet 20000		

BSPP Male 60° Cone x NPT Female Extended

0014	Male Thread	Female Thread
16060	1/8"	1/8"
16061	1/4"	1/8"
16062	1/4"	1/4"
16073	1/4"	3/8"
16085	1/4"	1/2"
16072	3/8"	1/4"
16063	3/8"	3/8"
16065	1/2"	3/8"
16066	1/2"	1/2"
16082	1/2"	3/4"
16067	3/4"	3/4"
16083	1"	3/4"
16068	1"	1"
16084	1"	1.1/2"
16069	1.1/4"	1.1/4"
16075	1.1/2"	1.1/4"
16070	1.1/2"	1.1/2"
16071	2"	2"
Tech Sheet 20000		

NPT Male x BSPP Female Extended

0014	Male Thread	Female Thread
16170	1/8"	1/8"
16178	1/8"	1/4"
16171	1/4"	1/4"
16173	3/8"	3/8"
16172	1/2"	3/8"
16174	1/2"	1/2"
16175	3/4"	3/4"
16176	1"	1"
16169	1.1/4"	1.1/4"
16366	1.1/2"	1.1/4"
Tech Sheet 20000		

NPT Male x NPT Female Extended

0014	Male Thread	Female Thread
00820	1/8"	1/8"
00821	1/8"	1/4"
00822	1/4"	1/4"
00823	1/4"	3/8"
00843	1/4"	1"
00824	3/8"	3/8"
00842	3/8"	1/2"
00841	3/8"	3/4"
00826	1/2"	1/2"
00850	1/2"	3/4"
00829	3/4"	3/4"
00844	3/4"	1"
00849	3/4"	1.1/4"
00831	1"	1"
00825	1"	1.1/4"
Tech Sheet 20000		

RSB

For **Hydraulic Tube Clamps** see pages **184-200**

HYDRAULIC ADAPTORS

BURNETT & HILLMAN
HYDRAULIC ADAPTOR UK MANUFACTURER

Bushes

BSPP Male 60° Cone x BSPP Fixed Female Bush

0014	Male Thread	Female Thread
4B0602	3/8"	1/8"
4B0802	1/2"	1/8"
4B0804	1/2"	1/4"
4B1204	3/4"	1/4"
4B1206	3/4"	3/8"
4B1604	1"	1/4"
4B1606	1"	3/8"
4B1608	1"	1/2"
4B2008	1.1/4"	1/2"
4B2012	1.1/4"	3/4"
4B2016	1.1/4"	1"
4B2408	1.1/2"	1/2"
4B2412	1.1/2"	3/4"
4B2416	1.1/2"	1"
4B3216	2"	1"
4B3220	2"	1.1/4"
4B3224	2"	1.1/2"
4B4024	2.1/2"	1.1/2"
4B4032	2.1/2"	2"
4B4832	3"	2"
Tech Sheet 20000		

BSPP Male 60° Cone x NPT Fixed Female Bush

0014	Male Thread	Female Thread
4BN0802	1/2"	1/8"
4BN0804	1/2"	1/4"
4BN1206	3/4"	3/8"
4BN1604	1"	1/4"
4BN1608	1"	1/2"
4BN2016	1.1/4"	1"
4BN2416	1.1/2"	1"
4BN4032	2.1/2"	2"
4BN4832	3"	2"
Tech Sheet 20000		

BSPT Male x BSPP Female Bush

0014	Male Thread	Female Thread
16121	3/8"	1/8"
16122	3/8"	1/4"
16125	1/2"	1/4"
16123	3/4"	1/4"
16124	3/4"	3/8"
16137	3/4"	1/2"
16126	1"	1/4"
16117	1"	3/8"
16127	1"	1/2"
16128	1"	3/4"
16136	1.1/4"	1"
16142	1.1/2"	1/2"
Tech Sheet 20000		

BSPP Male x BSPP Female Bush (Not Coned)

0014	Male Thread	Female Thread
00780	3/8"	1/8"
00781	1/2"	1/8"
00782	1/2"	1/4"
00783	5/8"	1/4"
00784	5/8"	3/8"
00785	3/4"	1/8"
00786	3/4"	1/4"
00787	3/4"	3/8"
00788	1"	1/4"
00789	1"	3/8"
00790	1"	1/2"
00791	1"	5/8"
00792	1.1/4"	1/4"
00793	1.1/4"	3/8"
00794	1.1/4"	1/2"
00795	1.1/4"	3/4"
00796	1.1/4"	1"
00801	1.1/2"	3/4"
00802	1.1/2"	1"
00805	2"	1/2"
00806	2"	5/8"
00807	2"	3/4"
00808	2"	1"
00809	2"	1.1/4"
00810	2"	1.1/2"
Tech Sheet 20000		

BSPT Male x BSPT Female Bush

0014	Male Thread	Female Thread
16180	1/4"	1/8"
16181	3/8"	1/8"
16182	3/8"	1/4"
16183	1/2"	1/4"
16184	1/2"	3/8"
16186	3/4"	3/8"
16187	3/4"	1/2"
16190	1"	1/2"
16191	1"	3/4"
Tech Sheet 20000		

NPT Male x BSPP Female Bush

0014	Male Thread	Female Thread
16350	1/4"	1/8"
16351	3/8"	1/4"
16352	1/2"	1/4"
16354	3/4"	1/4"
16355	3/4"	3/8"
16356	3/4"	1/2"
16359	1"	1/2"
16360	1"	3/4"
16365	2"	1"
Tech Sheet 20000		

BSPP Male 60° Cone x BSPT Fixed Female Bush

0014	Male Thread	Female Thread
16601	1/2"	1/4"
Tech Sheet 20000		

NPT Male x NPT Female Bush

0014	Male Thread	Female Thread
01001	1/4"	1/8"
01002	3/8"	1/8"
01003	3/8"	1/4"
01018	1/2"	1/8"
01004	1/2"	1/4"
01005	1/2"	3/8"
01032	3/4"	1/8"
01006	3/4"	1/4"
01007	3/4"	3/8"
01008	3/4"	1/2"
01022	1"	1/4"
01011	1"	3/8"
01009	1"	1/2"
01010	1"	3/4"
01023	1.1/4"	1/4"
01025	1.1/4"	3/8"
01026	1.1/4"	1/2"
01019	1.1/4"	3/4"
01012	1.1/4"	1"
01024	1.1/2"	1/4"
01027	1.1/2"	3/8"
01028	1.1/2"	1/2"
01013	1.1/2"	3/4"
01015	1.1/2"	1"
01021	1.1/2"	1.1/4"
01031	2"	1/4"
01030	2"	1/2"
01029	2"	3/4"
01014	2"	1"
01017	2"	1.1/4"
01016	2"	1.1/2"
01033	2.1/2"	2"
Tech Sheet 20000		

HYDRAULIC ADAPTORS

BURNETT & HILLMAN
HYDRAULIC ADAPTOR UK MANUFACTURER

Gauge Adaptors

BSPP Male 60° Cone x BSPP Fixed Female Gauge

0014	Male Thread	Female Thread
4BG02	1/8"	1/8"
4BG0204	1/8"	1/4"
4BG0206	1/8"	3/8"
4BG0402	1/4"	1/8"
4BG04	1/4"	1/4"
4BG0406	1/4"	3/8"
4BG0408	1/4"	1/2"
4BG0602	3/8"	1/8"
4BG0604	3/8"	1/4"
4BG06	3/8"	3/8"
4BG0608	3/8"	1/2"
4BG0804	1/2"	1/4"
4BG0806	1/2"	3/8"
4BG08	1/2"	1/2"
4BG0812	1/2"	3/4"
4BG0816	1/2"	1"
4BG1208	3/4"	1/2"
4BG1612	1"	3/4"

Tech Sheet 20000

FT PRO®



For **Push Style Hose System** see pages **37-39**

Female Hose Inserts

Female Swivel Straight BSPP

0014	Thread	To Suit Hose ID
09240	1/4"	1/4"
09241	3/8"	3/8"
09242	1/2"	1/2"
09243	5/8"	5/8"
09244	3/4"	3/4"
09245	1"	1"

Tech Sheet 20000

Female Fixed Straight NPT

0014	Thread	To Suit Hose ID
16301	3/8"	3/8"
16302	1/2"	1/2"

Tech Sheet 20000

BSPP Swivel Female 60° Cone x Hose Tail Straight

0014	Thread	To Suit Hose ID
93100	1/4"	1/4"
93101	3/8"	3/8"
93102	1/2"	1/2"
93103	5/8"	5/8"
93104	3/4"	3/4"
93105	1"	1"
93107	1.1/2"	1.1/2"
93108	2"	2"

Tech Sheet 20000

Male Hose Inserts

Male Straight BSPP 60° Cone

0014	Thread	To Suit Hose ID
09220	1/4"	1/4"
09221	3/8"	3/8"
09222	1/2"	1/2"
09223	3/4"	3/4"
09224	1"	1"

Tech Sheet 20000

Male Straight BSPT

0014	Thread	To Suit Hose ID
09258	1/8"	1/4"
09250	1/4"	1/4"
09251	3/8"	3/8"
09252	3/8"	1/2"
09253	1/2"	1/2"
09254	3/4"	3/4"
09255	1"	1"

Tech Sheet 20000

BSPP Male 60° Cone x Hose Tail Straight

0014	Thread	To Suit Hose ID
19920	1/4"	1/4"
19921	3/8"	3/8"
19922	1/2"	1/2"
19923	5/8"	5/8"
19924	3/4"	3/4"
19925	1"	1"
19927	1.1/4"	1.1/4"

Tech Sheet 20000

BSPP Male 60° Cone x Hose Tail 90° Swept

0014	Thread	To Suit Hose ID
19930	1/4"	1/4"
19931	3/8"	3/8"
19932	1/2"	1/2"
19933	5/8"	5/8"
19934	3/4"	3/4"
19935	1"	1"

Tech Sheet 20000

HYDRAULIC ADAPTORS

BURNETT & HILLMAN
HYDRAULIC ADAPTOR UK MANUFACTURER

Male/Female Swivel Adaptors

BSPP Male 60° Cone x BSPP Swivel Female 60° Cone

0014	Male Thread	Female Thread
2B0202	1/8"	1/8"
2B0204	1/8"	1/4"
2B0206	1/8"	3/8"
2B0402	1/4"	1/8"
2B0404	1/4"	1/4"
2B0406	1/4"	3/8"
2B0408	1/4"	1/2"
2B0412	1/4"	3/4"
2B0602	3/8"	1/8"
2B0604	3/8"	1/4"
2B0606	3/8"	3/8"
2B0608	3/8"	1/2"
2B0610	3/8"	5/8"
2B0612	3/8"	3/4"
2B0616	3/8"	1"
2B0804	1/2"	1/4"
2B0806	1/2"	3/8"
2B0808	1/2"	1/2"
2B0810	1/2"	5/8"
2B0812	1/2"	3/4"
2B0816	1/2"	1"
2B1004	5/8"	1/4"
2B1006	5/8"	3/8"
2B1008	5/8"	1/2"
2B1010	5/8"	5/8"
2B1012	5/8"	3/4"
2B1204	3/4"	1/4"
2B1206	3/4"	3/8"
2B1208	3/4"	1/2"
2B1210	3/4"	5/8"
2B1212	3/4"	3/4"
2B1216	3/4"	1"
2B1220	3/4"	1.1/4"
2B1224	3/4"	1.1/2"
2B1606	1"	3/8"
2B1608	1"	1/2"
2B1612	1"	3/4"
2B1616	1"	1"
2B1620	1"	1.1/4"
2B1624	1"	1.1/2"
2B1632	1"	2"
2B2008	1.1/4"	1/2"
2B2012	1.1/4"	3/4"
2B2016	1.1/4"	1"
2B2020	1.1/4"	1.1/4"
2B2024	1.1/4"	1.1/2"
2B2416	1.1/2"	1"
2B2420	1.1/2"	1.1/4"
2B2424	1.1/2"	1.1/2"
2B2432	1.1/2"	2"
2B3224	2"	1.1/2"
2B3232	2"	2"
Tech Sheet 20000		

BSPP Male 60° Cone x SAE O-Ring Swivel Female

0014	Male Thread	Female Thread
96400	1/4"	9/16"
96410	1/4"	11/16"
96420	3/8"	9/16"
96430	3/8"	11/16"
96440	3/8"	13/16"
96450	1/2"	13/16"
96460	1/2"	1"
96470	3/4"	1.3/16"
96480	3/4"	1.7/16"
96490	1"	1.7/16"
96500	1.1/4"	1.11/16"
Tech Sheet 20000		

BSPP Male 60° Cone x Metric Swivel Female

0014	Male Thread	Female Thread
2BM0412	1/4"	M12 x 1.5
2BM0414	1/4"	M14 x 1.5
2BM0416	1/4"	M16 x 1.5
2BM0418	1/4"	M18 x 1.5
2BM0614	3/8"	M14 x 1.5
2BM0616	3/8"	M16 x 1.5
2BM0618	3/8"	M18 x 1.5
2BM0620	3/8"	M20 x 1.5
2BM0622	3/8"	M22 x 1.5
2BM0816	1/2"	M16 x 1.5
2BM0818	1/2"	M18 x 1.5
2BM0820	1/2"	M20 x 1.5
2BM0822	1/2"	M22x 1.5
2BM0824	1/2"	M24 x 1.5
2BM0826	1/2"	M26 x 1.5
2BM1022	5/8"	M22 x 1.5
2BM1222	3/4"	M22 x 1.5
Tech Sheet 20000		

BSPP Male 60° Cone DIN 3852 Form A x BSPP Swivel Female 60° Cone

0014	Male Thread	Female Thread
61400	1/8"	1/8"
61402	1/8"	3/8"
61403	1/4"	1/8"
61404	1/4"	1/4"
61405	1/4"	3/8"
61406	1/4"	1/2"
61410	3/8"	3/8"
61411	3/8"	1/2"
61417	1/2"	1/2"
61419	1/2"	3/4"
61420	1/2"	1"
61429	3/4"	1/2"
61431	3/4"	3/4"
61432	3/4"	1"
61433	3/4"	1.1/4"
61434	1"	1/2"
61436	1"	3/4"
61437	1"	1"
61438	1"	1.1/4"
61439	1"	1.1/2"
61443	1.1/4"	1.1/4"
61444	1.1/4"	1.1/2"
61445	1.1/4"	2"
61448	1.1/2"	1.1/2"
61449	1.1/2"	2"
Tech Sheet 20000		

BSPP Male 60° Cone x NPSM Swivel Female

0014	Male Thread	Female Thread
31427	1/4"	1/4"
31429	1/4"	3/8"
31433	3/8"	1/4"
31434	3/8"	3/8"
Tech Sheet 20000		

BSPT Male x BSPP Swivel Female 60° Cone

0014	Male Thread	Female Thread
01875	1/8"	1/8"
01876	1/4"	1/4"
01877	3/8"	3/8"
01885	3/8"	1/2"
01884	1/2"	3/8"
01878	1/2"	1/2"
01879	5/8"	5/8"
01880	3/4"	1/2"
01881	3/4"	3/4"
01887	3/4"	1"
01882	1"	3/4"
01883	1"	1"
01889	1.1/4"	1.1/4"
01888	1.1/2"	1.1/2"
01886	2"	2"
Tech Sheet 20000		

HYDRAULIC ADAPTORS

BURNETT & HILLMAN
HYDRAULIC ADAPTOR & UK MANUFACTURER

Male/Female Swivel Adaptors

Metric Male x BSPP Swivel Female 60˚ Cone

0014	Male Thread	Female Thread
2MB1204	M12 x 1.5	1/4"
2MB1404	M14 x 1.5	1/4"
2MB1406	M14 x 1.5	3/8"
2MB1604	M16 x 1.5	1/4"
2MB1606	M16 x 1.5	3/8"
2MB1608	M16 x 1.5	1/2"
2MB1612	M16 x 1.5	3/4"
2MB1806	M18 x 1.5	3/8"
2MB1808	M18 x 1.5	1/2"
2MB2006	M20 x 1.5	3/8"
2MB2008	M20 x 1.5	1/2"
2MB2012	M20 x 1.5	3/4"
2MB2208	M22 x 1.5	1/2"
2MB2212	M22 x 1.5	3/4"
2MB2606	M26 x 1.5	3/8"
2MB3008	M30 x 1.5	1/2"

Tech Sheet 20000

Metric Male x Metric Swivel Female

0014	Male Thread	Female Thread
2M1414	M14 x 1.5	M14 x 1.5
2M1616	M16 x 1.5	M16 x 1.5
2M1618	M16 x 1.5	M18 x 1.5
2M1818	M18 x 1.5	M18 x 1.5
2M2020	M20 x 1.5	M20 x 1.5
2M2022	M20 x 1.5	M22 x 1.5
2M2218	M22 x 1.5	M18 x 1.5
2M2220	M22 x 1.5	M20 x 1.5
2M2222	M22 x 1.5	M22 x 1.5

Tech Sheet 20000

NPT Male x BSPP Swivel Female 60° Cone

0014	Male Thread	Female Thread
11875	1/8"	1/8"
11876	1/4"	1/4"
11885	3/8"	1/4"
11877	3/8"	3/8"
11884	3/8"	1/2"
11874	1/2"	3/8"
11878	1/2"	1/2"
11880	3/4"	1/2"
11881	3/4"	3/4"
11882	1"	3/4"
11883	1"	1"

Tech Sheet 20000

Swivel Females

BSPP Swivel Female x BSPP Swivel Female 60° Cone

0014	Thread	Thread
3B0202	1/8"	1/8"
3B0204	1/8"	1/4"
3B0206	1/8"	3/8"
3B0404	1/4"	1/4"
3B0406	1/4"	3/8"
3B0606	3/8"	3/8"
3B0612	3/8"	3/4"
3B0616	3/8"	1"
3B0804	1/2"	1/4"
3B0806	1/2"	3/8"
3B0808	1/2"	1/2"
3B0810	1/2"	5/8"
3B0812	1/2"	3/4"
3B1006	5/8"	3/8"
3B1010	5/8"	5/8"
3B1210	3/4"	5/8"
3B1212	3/4"	3/4"
3B1216	3/4"	1"
3B1608	1"	1/2"
3B1616	1"	1"
3B1620	1"	1.1/4"
3B1624	1"	1.1/2"
3B2012	1.1/4"	3/4"
3B2020	1.1/4"	1.1/4"
3B2424	1.1/2"	1.1/2"
3B2432	1.1/2"	2"
3B3232	2"	2"

Tech Sheet 20000

BSPP Swivel Female 60° Cone x Metric Swivel Female

0014	Thread	Thread
3BM0412	1/4"	M12 x 1.5
3BM0414	1/4"	M14 x 1.5
3BM0612	3/8"	M12 x 1.5
3BM0614	3/8"	M14 x 1.5
3BM0616	3/8"	M16 x 1.5
3BM0618	3/8"	M18 x 1.5
3BM0620	3/8"	M20 x 1.5
3BM0622	3/8"	M22 x 1.5
3BM0816	1/2"	M16 x 1.5
3BM0818	1/2"	M18 x 1.5
3BM0822	1/2"	M22 x 1.5

Tech Sheet 20000

Metric Swivel Female x Metric Swivel Female

0014	Thread	Thread
01775	M12 x 1.5	M12 x 1.5
01785	M12 x 1.5	M14 x 1.5
01776	M14 x 1.5	M14 x 1.5
01777	M16 x 1.5	M16 x 1.5
01782	M16 x 1.5	M18 x 1.5
01778	M18 x 1.5	M18 x 1.5
01783	M18 x 1.5	M20 x 1.5
01779	M18 x 1.5	M22 x 1.5
01780	M20 x 1.5	M20 x 1.5
01784	M20 x 1.5	M22 x 1.5
01781	M22 x 1.5	M22 x 1.5

Tech Sheet 20000

Hexagon Female Sockets

BSPP Fixed Female x BSPP Fixed Female



0014	Thread
7B02	1/8"
7B04	1/4"
7B06	3/8"
7B08	1/2"
7B10	5/8"
7B12	3/4"
7B16	1"
7B20	1.1/4"
7B24	1.1/2"
7B32	2"

Tech Sheet 20000

BSPP Fixed Female x BSPP Fixed Female Reducing

0014	Thread	Thread
7B0204	1/8"	1/4"
7B0406	1/4"	3/8"
7B0408	1/4"	1/2"
7B0608	3/8"	1/2"
7B0812	1/2"	3/4"
7B0810	1/2"	5/8"
7B1216	3/4"	1"

Tech Sheet 20000

NPT Fixed Female x NPT Fixed Female

0014	Thread
7N02	1/8"
7N04	1/4"
7N06	3/8"
7N08	1/2"
7N12	3/4"
7N16	1"
7N24	1.1/2"

Tech Sheet 20000

HYDRAULIC ADAPTORS

BURNETT & HILLMAN
HYDRAULIC ADAPTOR UK MANUFACTURER

90º Elbows

BSPP Male x BSPP Male 90° Swept Elbow 60° Cone

0014	Thread
EBM04	1/4"
EBM06	3/8"
EBM08	1/2"
EBM10	5/8"
EBM12	3/4"
EBM16	1"
EBM32	2"
Tech Sheet 20000	

BSPP Male 60° Cone x BSPP Male 90° Positional Forged Elbow

0014	Thread
03051FDPOS	1/4"
03053FDPOS	3/8"
03054FDPOS	1/2"
03056FDPOS	3/4"
03057FDPOS	1"
03058FDPOS	1.1/4"
Tech Sheet 20000	

BSPP Male x BSPP Swivel Female 90° Swept Elbow 60° Cone

0014	Thread
EBMF04	1/4"
EBMF06	3/8"
EBMF08	1/2"
EBMF10	5/8"
EBMF12	3/4"
EBMF16	1"
EBMF20	1.1/4"
EBMF24	1.1/2"
EBMF32	2"
Tech Sheet 20000	

BSPP Swivel Female x BSPP Swivel Female 90° Swept Elbow 60° Cone

0014	Thread
EBF04	1/4"
EBF06	3/8"
EBF08	1/2"
EBF10	5/8"
EBF12	3/4"
EBF16	1"
EBF20	1.1/4"
EBF24	1.1/2"
Tech Sheet 20000	

BSPP Swivel Female 60° Cone x Hose Tail 90° Swept Elbow

0014	Thread	To Suit Hose ID
93000	1/4"	1/4"
93001	3/8"	3/8"
93002	1/2"	1/2"
93003	5/8"	5/8"
93004	3/4"	3/4"
93005	1"	1"
93006	1.1/4"	1.1/4"
Tech Sheet 20000		

Female Elbow 90° BSPP 60° Cone

0014	Thread	To Suit Hose ID
09280	1/4"	1/4"
09281	3/8"	3/8"
09282	1/2"	1/2"
09283	5/8"	5/8"
09284	3/4"	3/4"
09285	1"	1"
Tech Sheet 20000		

BSPP Swivel Female 60° Cone x Hose Tail 90° Compact

0014	Thread	To Suit Hose ID
80001	1/4"	1/4"
80002	3/8"	3/8"
80008	1/2"	3/8"
80003	1/2"	1/2"
80004	5/8"	5/8"
80005	3/4"	3/4"
80006	1"	1"
Tech Sheet 20000		

90º Compact Elbows

BSPP Male x BSPP Male 90° Compact Elbow 60° Cone

0014	Thread	Thread
XMB0404	1/4"	1/4"
XMB0406	1/4"	3/8"
XMB0606	3/8"	3/8"
XMB0608	3/8"	1/2"
XMB0808	1/2"	1/2"
XMB0812	1/2"	3/4"
XMB1212	3/4"	3/4"
XMB1616	1"	1"
XMB3232	2"	2"
Tech Sheet 20000		

BSPP Male x BSPP Male 90° Compact Elbow for Bonded Seal 60° Cone

0014	Thread	Thread
XMBS0202	1/8"	1/8"
XMBS0402	1/4"	1/8"
XMBS0404	1/4"	1/4"
XMBS0606	3/8"	3/8"
XMBS0808	1/2"	1/2"
XMBS1212	3/4"	3/4"
XMBS1612	1"	3/4"
XMBS1616	1"	1"
XMBS2020	1.1/4"	1.1/4"
Tech Sheet 20000		

BSPP Male 60° Cone x BSPT Male 90° Compact Elbow

0014	Thread	Thread
XMBP02T02	1/8"	1/8"
XMBP04T02	1/4"	1/8"
XMBP04T04	1/4"	1/4"
XMBP06T06	3/8"	3/8"
XMBP08T06	1/2"	3/8"
XMBP08T08	1/2"	1/2"
XMBP12T12	3/4"	3/4"
XMBP16T16	1"	1"
Tech Sheet 20000		

Pressure ratings are not applicable to swept elbows or push-in fittings

HYDRAULIC ADAPTORS

BURNETT & HILLMAN
HYDRAULIC ADAPTOR UK MANUFACTURER

90º Compact Elbows

BSPP Male 60°Cone x NPT Male 90° Compact Elbow

0014	Thread	Thread
XMB04N04	1/4"	1/4"
XMB06N06	3/8"	3/8"
XMB08N08	1/2"	1/2"
Tech Sheet 20000		

BSPP Male for Bonded Seal x BSPP Swivel Female 90° Compact Elbow 60° Cone

0014	Male Thread	Female Thread
XBMBF0202	1/8"	1/8"
XBMBF0404	1/4"	1/4"
XBMBF0606	3/8"	3/8"
XBMBF0604	3/8"	1/4"
XBMBF0806	1/2"	3/8"
XBMBF0808	1/2"	1/2"
XBMBF0812	1/2"	3/4"
XBMBF1010	5/8"	5/8"
XBMBF1212	3/4"	3/4"
XBMBF1616	1"	1"
XBMBF2020	1.1/4"	1.1/4"
XBMBF2424	1.1/2"	1.1/2"
XBMBF3232	2"	2"
Tech Sheet 20000		

BSPP Male for Cone Seal x BSPP Swivel Female 90° Compact Elbow 60° Cone

0014	Male Thread	Female Thread
XBMF0402	1/4"	1/8"
XBMF0404	1/4"	1/4"
XBMF0406	1/4"	3/8"
XBMF0604	3/8"	1/4"
XBMF0606	3/8"	3/8"
XBMF0608	3/8"	1/2"
XBMF0612	3/8"	3/4"
XBMF0806	1/2"	3/8"
XBMF0808	1/2"	1/2"
XBMF0812	1/2"	3/4"
XBMF0816	1/2"	1"
XBMF1212	3/4"	3/4"
XBMF1216	3/4"	1"
XBMF1612	1"	3/4"
XBMF1616	1"	1"
XBMF2424	1.1/2"	1.1/2"
XBMF3232	2"	2"
Tech Sheet 20000		

BSPP Female x BSPP Female 90° Compact Elbow

0014	Thread
15026	1/4"
15027	3/8"
15028	1/2"
15030	3/4"
15031	1"
15032	1.1/4"
Tech Sheet 20000	

BSPP Swivel Female x BSPP Swivel Female 90° Compact Elbow 60° Cone

0014	Thread	Thread
XBF0202	1/8"	1/8"
XBF0204	1/8"	1/4"
XBF0404	1/4"	1/4"
XBF0406	1/4"	3/8"
XBF0408	1/4"	1/2"
XBF0606	3/8"	3/8"
XBF0608	3/8"	1/2"
XBF0808	1/2"	1/2"
XBF1010	5/8"	5/8"
XBF1212	3/4"	3/4"
XBF1216	3/4"	1"
XBF1616	1"	1"
XBF2020	1.1/4"	1.1/4"
XBF2424	1.1/2"	1.1/2"
XBF3232	2"	2"
Tech Sheet 20000		

BSPP Swivel Female x BSPP Swivel Female 90° Forged Compact Elbow 60° Cone

0014	Thread
05026FD	1/4"
05027FD	3/8"
05028FD	1/2"
05030FD	3/4"
05031FD	1"
Tech Sheet 20000	

BSPP Male x BSPP Swivel Female 90° Forged Compact Elbow 60° Cone

0014	Thread
05000FD	1/4"
05001FD	3/8"
05002FD	1/2"
05004FD	3/4"
05005FD	1"
05018FD	1.1/4"
05007FD	1.1/2"
Tech Sheet 20000	

BSPT Male x BSPT Male 90° Compact Elbow

0014	Thread
83000	1/4"
83001	3/8"
83002	1/2"
83003	3/4"
83004	1"
83005	1.1/4"
Tech Sheet 20000	

BSPT Male x BSPP Swivel Female 90° Compact Elbow 60° Cone

0014	Male Thread	Female Thread
09410	1/8"	1/8"
09405	1/4"	1/4"
09406	3/8"	3/8"
09407	1/2"	1/2"
09411	3/4"	1/2"
09408	3/4"	3/4"
09409	1"	1"
09412	1.1/2"	1.1/2"
Tech Sheet 20000		

NPT Male x BSPP Swivel Female 90° Compact Elbow 60° Cone

0014	Male Thread	Female Thread
09397	1/8"	1/8"
09400	1/4"	1/4"
09401	3/8"	3/8"
09402	1/2"	1/2"
09403	3/4"	3/4"
09404	1"	1"
09398	1.1/4"	1.1/4"
09399	1.1/2"	1.1/2"
Tech Sheet 20000		

HYDRAULIC ADAPTORS

BURNETT & HILLMAN
HYDRAULIC ADAPTOR UK MANUFACTURER

90º Compact Elbows

NPT Male x NPT Male 90° Compact Elbow

0014	Thread	Thread
XMN04	1/4"	1/4"
XMN06	3/8"	3/8"
XMN08	1/2"	1/2"
XMN12	3/4"	3/4"
XMN16	1"	1"
XMN20	1.1/4"	1.1/4"
XMN24	1.1/2"	1.1/2"
XMN32	2"	2"
Tech Sheet 20000		

NPT Male x NPT Fixed Female 90° Compact Elbow

0014	Male Thread	Female Thread
XNMF0202	1/8"	1/8"
XNMF0404	1/4"	1/4"
XNMF0604	3/8"	1/4"
XNMF0606	3/8"	3/8"
XNMF0806	1/2"	3/8"
XNMF0808	1/2"	1/2"
XNMF1212	3/4"	3/4"
XNMF1616	1"	1"
XNMF2020	1.1/4"	1.1/4"
XNMF2424	1.1/2"	1.1/2"
Tech Sheet 20000		

NPT Fixed Female x NPT Fixed Female 90° Compact Elbow

0014	Thread	Thread
XFN0202	1/8"	1/8"
XFN0404	1/4"	1/4"
XFN0606	3/8"	3/8"
XFN0608	3/8"	1/2"
XFN0808	1/2"	1/2"
XFN1212	3/4"	3/4"
XFN1616	1"	1"
XFN2020	1.1/4"	1.1/4"
XFN2424	1.1/2"	1.1/2"
XFN3232	2"	2"
Tech Sheet 20000		

45º Elbows

BSPP Male x BSPP Male 45° Swept Elbow 60° Cone

0014	Thread
SEBM04	1/4"
SEBM06	3/8"
SEBM08	1/2"
SEBM10	5/8"
SEBM24	1.1/2"
Tech Sheet 20000	

BSPP Male x BSPP Swivel Female 45° Swept Elbow 60° Cone

0014	Thread
SEBMF04	1/4"
SEBMF06	3/8"
SEBMF08	1/2"
SEBMF10	5/8"
SEBMF12	3/4"
SEBMF16	1"
SEBMF20	1.1/4"
SEBMF24	1.1/2"
SEBMF32	2"
Tech Sheet 20000	

BSPP Swivel Female x Hose Tail 45° Swept 60° Cone

0014	Thread	To Suit Hose ID
94505	1"	1"
Tech Sheet 20000		

BSPP Swivel Female x BSPP Swivel Female 45° Swept Elbow 60° Cone

0014	Thread
SEBF04	1/4"
SEBF06	3/8"
SEBF08	1/2"
SEBF10	5/8"
SEBF12	3/4"
SEBF16	1"
SEBF20	1.1/4"
SEBF24	1.1/2"
SEBF32	2"
Tech Sheet 20000	

BSPP Male x BSPP Male 45° Positional Forged Elbow

0014	Thread
03051FDPOS-45	1/4"
03053FDPOS-45	3/8"
03054FDPOS-45	1/2"
03056FDPOS-45	3/4"
03057FDPOS-45	1"
Tech Sheet 20000	

Female Elbow 45° BSPP 60° Cone

0014	Thread	To Suit Hose ID
19280	1/4"	1/4"
19281	3/8"	3/8"
19282	1/2"	1/2"
19283	5/8"	5/8"
19284	3/4"	3/4"
19285	1"	1"
Tech Sheet 20000		

45º Compact Elbows

BSPP Male x BSPP Swivel Female 45° Forged Compact Elbow 60° Cone

0014	Thread
05000/45FD	1/4"
05001/45FD	3/8"
05002/45FD	1/2"
05004/45FD	3/4"
05005/45FD	1"
Tech Sheet 20000	

Pressure ratings are not applicable to swept elbows or push-in fittings

HYDRAULIC ADAPTORS

BURNETT & HILLMAN
HYDRAULIC ADAPTOR UK MANUFACTURER

Tees

BSPP Male x BSPP Male x BSPP Swivel Female Branch Tee 60° Cone

0014	Thread
ZMMFB02	1/8"
ZMMFB04	1/4"
ZMMFB06	3/8"
ZMMFB08	1/2"
ZMMFB12	3/4"
ZMMFB16	1"
ZMMFB20	1.1/4"

Tech Sheet 20000

BSPP Male x BSPP Swivel Female x BSPP Male Branch Tee 60° Cone

0014	Thread
ZMFMB02	1/8"
ZMFMB04	1/4"
ZMFMB06	3/8"
ZMFMB08	1/2"
ZMFMB10	5/8"
ZMFMB12	3/4"
ZMFMB16	1"
ZMFMB20	1.1/4"

Tech Sheet 20000

BSPP Male x BSPP Swivel Female x BSPP Swivel Female Branch Tee 60° Cone

0014	Thread
ZMFFB02	1/8"
ZMFFB04	1/4"
ZMFFB06	3/8"
ZMFFB08	1/2"
ZMFFB10	5/8"
ZMFFB12	3/4"
ZMFFB16	1"
ZMFFB20	1.1/4"

Tech Sheet 20000

BSPP Male x BSPP Swivel Female x BSPP Male Branch Tee Reducing on Branch 60° Cone

0014	Thread A	Thread B	Thread C
02035	3/8"	3/8"	1/4"
02032	1/2"	1/2"	1/4"
02031	1/2"	1/2"	3/8"
02022	3/4"	3/4"	1/4"
02039	3/4"	3/4"	3/8"
02037	3/4"	3/4"	1/2"
02023	1"	1"	1/4"
02018	1"	1"	3/4"

Tech Sheet 20000

BSPP Male x BSPP Swivel Female x BSPP Male Branch Tee Reducing on Run 60° Cone

0014	Thread A	Thread B	Thread C
02036	3/8	1/2"	1/2"

Tech Sheet 20000

BSPP Male x BSPP Swivel Female x BSPP Male Branch Tee Enlarging on Branch 60° Cone

0014	Thread A	Thread B	Thread C
02017	3/8"	3/8"	1/2"

Tech Sheet 20000

BSPP Swivel Female x BSPP Swivel Female x BSPP Male Branch Tee 60° Cone

0014	Thread
ZFFMB04	1/4"
ZFFMB06	3/8"
ZFFMB08	1/2"
ZFFMB10	5/8"
ZFFMB12	3/4"
ZFFMB16	1"
ZFFMB20	1.1/4"

Tech Sheet 20000

NPT Male x NPT Female x NPT Male Branch Tee

0014	Thread
08010	1/4"
08011	3/8"
08012	1/2"
08013	3/4"
08014	1"
08015	1.1/4"
08016	1.1/2"

Tech Sheet 20000

NPT Male x NPT Female x NPT Female Branch Tee

0014	Thread
07059	1/8"
07060	1/4"
07061	3/8"
07062	1/2"
07063	3/4"
07064	1"
07065	1.1/4"
07066	1.1/2"

Tech Sheet 20000

NPT Female x NPT Female x NPT Male Branch Tee

0014	Thread
07080	1/4"
07081	3/8"
07082	1/2"
07083	3/4"
07084	1"
07085	1.1/4"
07086	1.1/2"

Tech Sheet 20000

HYDRAULIC ADAPTORS

BURNETT & HILLMAN
HYDRAULIC ADAPTOR UK MANUFACTURER

Tees



BSPP Male x BSPP Male x BSPP Swivel Female Branch Unequal Tee 60° Cone

0014	Thread A	Thread B	Thread C
01998	3/8″	1/2″	1/2″
02014	1/4″	1/2″	1/2″
01999	1/2″	3/4″	3/4″
02013	1/2″	3/4″	1″
Tech Sheet 20000			



BSPP Male Tee 60° Cone Seating Enlarging on Branch

0014	Thread A	Thread B
01913	3/8″	1/2″
Tech Sheet 20000		

NPT Male Tee

0014	Thread
ZMN02	1/8″
ZMN04	1/4″
ZMN06	3/8″
ZMN08	1/2″
Tech Sheet 20000	

BSPP Swivel Female Tee 60° Cone

0014	Thread
ZFB02	1/8″
ZFB04	1/4″
ZFB06	3/8″
ZFB08	1/2″
ZFB10	5/8″
ZFB12	3/4″
ZFB16	1″
ZFB20	1.1/4″
ZFB24	1.1/2″
ZFB32	2″
Tech Sheet 20000	

BSPP Female Tee

0014	Thread
11975	1/8″
11976	1/4″
11977	3/8″
11978	1/2″
11979	5/8″
11980	3/4″
11981	1″
11982	1.1/4″
11985	1.1/2″
11984	2″
Tech Sheet 20000	

NPTF Female Tee

0014	Thread
07000	1/8″
07001	1/4″
07002	3/8″
07003	1/2″
07004	3/4″
07005	1″
07006	1.1/4″
07007	1.1/2″
07008	2″
Tech Sheet 20000	



BSPP Male Tee Reducing on Branch 60° Cone

0014	Thread A	Thread B	Thread C
RZMB0402BS	1/4″	1/4″	1/8″
RZMB0604BS	3/8″	3/8″	1/4″
RZMB0804BS	1/2″	1/2″	1/4″
RZMB1008BS	5/8″	5/8″	1/2″
RZMB1204BS	3/4″	3/4″	1/4″
RZMB1208BS	3/4″	3/4″	1/2″
RZMB1612BS	1″	1″	3/4″
RZMB2012BS	1.1/4″	1.1/4″	3/4″
RZMB2016BS	1.1/4″	1.1/4″	1″
Tech Sheet 20000			

BSPP Male Tee for Bonded Seal 60° Cone

0014	Thread
ZMB02BS	1/8″
ZMB04BS	1/4″
ZMB06BS	3/8″
ZMB08BS	1/2″
ZMB10BS	5/8″
ZMB12BS	3/4″
ZMB16BS	1″
ZMB24BS	1.1/4″
Tech Sheet 20000	

BSPP Male Tee 60° Cone Seating

0014	Thread
ZMB04	1/4″
ZMB06	3/8″
ZMB08	1/2″
ZMB12	3/4″
ZMB16	1″
ZMB24	1.1/2″
ZMB32	2″
Tech Sheet 20000	

HYDRAULIC ADAPTORS

BURNETT & HILLMAN
HYDRAULIC ADAPTOR UK MANUFACTURER

Bulkheads



BSPP Male x BSPP Male Bulkhead complete with Locknut 60° Cone

0014	Thread A	Thread B
09500	1/8"	1/8"
09501	1/4"	1/4"
09512	1/4"	3/8"
09513	3/8"	1/4"
09502	3/8"	3/8"
09505	3/8"	1/2"
09511	1/2"	3/8"
09503	1/2"	1/2"
09514	1/2"	3/4"
09504	5/8"	5/8"
09515	3/4"	1/2"
09506	3/4"	3/4"
09507	1"	1"
09508	1.1/4"	1.1/4"
09521	1.1/2"	1"
09509	1.1/2"	1.1/2"
09510	2"	2"
09516	2.1/2"	2.1/2"
09517	3"	3"
Tech Sheet 20000		

BSPP Male x BSPP Male Extended Bulkhead 60° Cone complete with Locknut

0014	Thread A	Thread B
8BPX0404	1/4"	1/4"
8BPX0606	3/8"	3/8"
8BPX0608	3/8"	1/2"
8BPX0806	1/2"	3/8"
8BPX0808	1/2"	1/2"
8BPX1010	5/8"	5/8"
8BPX1208	3/4"	1/2"
8BPX1212	3/4"	3/4"
8BPX1616	1"	1"
Tech Sheet 20000		

For **Hydraulic Seals** see pages **109-112**

BSPP Male x BSPP Male Bulkhead 60° Cone No Locknut

0014	Thread A	Thread B
8BP0202	1/8"	1/8"
8BP0404	1/4"	1/4"
8BP0606	3/8"	3/8"
8BP0808	1/2"	1/2"
8BP1010	5/8"	5/8"
8BP1212	3/4"	3/4"
8BP1616	1"	1"
8BP2020	1.1/4"	1.1/4"
8BP2424	1.1/2"	1.1/2"
8BP3232	2"	2"
8BP0406	1/4"	3/8"
8BP0604	3/8"	1/4"
8BP0608	3/8"	1/2"
8BP0806	1/2"	3/8"
8BP0812	1/2"	3/4"
8BP1208	3/4"	1/2"
Tech Sheet 20000		

Metric Male x Metric Male Bulkhead No Locknut

0014	Thread	Thread
8MP1212	M12 x 1.5	M12 x 1.5
8MP1414	M14 x 1.5	M14 x 1.5
8MP1616	M16 x 1.5	M16 x 1.5
8MP1818	M18 x 1.5	M18 x 1.5
8MP2020	M20 x 1.5	M20 x 1.5
8MP2222	M22 x 1.5	M22 x 1.5
8MP2424	M24 x 1.5	M24 x 1.5
Tech Sheet 20000		

Metric Male x Metric Male Bulkhead complete with Locknut

0014	Thread
09550	M12 x 1.5
09551	M14 x 1.5
09552	M16 x 1.5
09553	M18 x 1.5
09554	M20 x 1.5
09555	M22 x 1.5
09556	M24 x 1.5
Tech Sheet 20000	

Plugs

BSPP Solid Plug

0014	Thread
6BS02	1/8"
6BS04	1/4"
6BS06	3/8"
6BS08	1/2"
6BS10	5/8"
6BS12	3/4"
6BS16	1"
6BS20	1.1/4"
6BS24	1.1/2"
6BS32	2"
Tech Sheet 20000	

BSPP 60° Coned Plug

0014	Thread
6BC02	1/8"
6BC04	1/4"
6BC06	3/8"
6BC08	1/2"
6BC10	5/8"
6BC12	3/4"
6BC16	1"
6BC20	1.1/4"
6BC24	1.1/2"
6BC32	2"
6BC40	2.1/2"
Tech Sheet 20000	

BSPP 60° Coned Plug to DIN 3852 Form A

0014	Thread
69001	1/4"
69002	3/8"
69003	1/2"
69005	3/4"
69006	1"
69009	2"
Tech Sheet 20000	

HYDRAULIC ADAPTORS

BURNETT & HILLMAN
HYDRAULIC ADAPTOR UK MANUFACTURER

Plugs

BSPP Socket Headed Plug for Bonded Seal

0014	Thread
09025-02-SPG	1/8"
09026-04-SPG	1/4"
09027-06-SPG	3/8"
09028-08-SPG	1/2"
09030-12-SPG	3/4"
Tech Sheet 20000	

BSPP Socket Headed Plug with 3869 Seal

0014	Thread
3869-02-SPG	1/8"
3869-04-SPG	1/4"
3869-06-SPG	3/8"
3869-08-SPG	1/2"
3869-12-SPG	3/4"
Tech Sheet 20000	

BSPT Solid Plug

0014	Thread
6BT02	1/8"
6BT04	1/4"
6BT06	3/8"
6BT08	1/2"
6BT10	5/8"
6BT12	3/4"
6BT16	1"
6BT24	1.1/2"
6BT32	2"
Tech Sheet 20000	

Metric Solid Plug 1mm Pitch

0014	Thread
09169	M8 x 1
09179	M10 x 1
09168	M12 x 1
Tech Sheet 20000	

Metric Solid Plug 1.5mm Pitch

0014	Thread
6M10	M10 x 1.5
6M12	M12 x 1.5
6M14	M14 x 1.5
6M16	M16 x 1.5
6M18	M18 x 1.5
6M20	M20 x 1.5
6M22	M22 x 1.5
6M24	M24 x 1.5
6M26	M26 x 1.5
Tech Sheet 20000	

Metric Socket Headed Plug for Bonded Seal

0014	Thread
09179-M10-SPG	M10 x 1
09173-M14-SPG	M14 x 1.5
09170-M16-SPG	M16 x 1.5
09176-M22-SPG	M22 x 1.5
Tech Sheet 20000	

Metric Socket Headed Plug with 3869 Seal

0014	Thread
3869-M10-SPG	M10 x 1
3869-M14-SPG	M14 x 1.5
3869-M16-SPG	M16 x 1.5
3869-M22-SPG	M22 x 1.5
3869-M26-SPG	M26 x 1.5
Tech Sheet 20000	

NPT Socket Headed Plug

0014	Thread
09100/HD	1/8"
09101/HD	1/4"
09102/HD	3/8"
09103/HD	1/2"
09105/HD	3/4"
09106/HD	1"
Tech Sheet 20000	

NPT Solid Plug

0014	Thread
6N02	1/8"
6N04	1/4"
6N06	3/8"
6N08	1/2"
6N12	3/4"
6N16	1"
6N20	1.1/4"
6N24	1.1/2"
6N32	2"
6N40	2.1/2"
6N48	3"
Tech Sheet 20000	

SAE Boss Socket Head Male Plug with O-Ring

0014	Thread
7238-04	7/16"
7238-05	1/2"
7238-06	9/16"
7238-08	3/4"
7238-10	7/8"
7238-12	1.1/16"
7238-14	1.3/16"
7238-16	1.5/16"
Tech Sheet 20000	

HYDRAULIC ADAPTORS

BURNETT & HILLMAN
HYDRAULIC ADAPTOR & UK MANUFACTURER

Plugs

SAE O-Ring Boss Male Solid Plug with O-Ring

0014	Thread
19162	5/16"
19150	7/16"
19151	1/2"
19152	9/16"
19153	3/4"
19154	7/8"
19155	1.1/16"
19156	1.3/16"
19157	1.5/16"
19158	1.5/8"
19159	1.7/8"
19160	2.1/2"
Tech Sheet 20000	

SAE O-Ring Face Plug with O-Ring

0014	Thread
96000	9/16"
96001	11/16"
96002	13/16"
96003	1"
96004	1.3/16"
96005	1.7/16"
Tech Sheet 20000	

JIS Solid Plug 30° Cone (BSPP Threads)

0014	Thread
7681-04	1/4"
7681-06	3/8"
7681-08	1/2"
7681-12	3/4"
Tech Sheet 20000	

JIS Solid Plug 30° Cone (Metric Threads)

0014	Thread
9711-14	M14 x 1.5
9711-18	M18 x 1.5
9711-22	M22 x 1.5
9711-24	M24 x 1.5
9711-30	M30 x 1.5
Tech Sheet 20000	

Crosses

BSPP Male Cross 60° Cone for Bonded Seal

0014	Thread
03007	1/8"
03000	1/4"
03001	3/8"
03002	1/2"
03003	5/8"
03004	3/4"
03005	1"
03006	1.1/4"
Tech Sheet 20000	

BSPP Female Cross

0014	Thread
13023	1/8"
13020	1/4"
13021	3/8"
13022	1/2"
13024	3/4"
13025	1"
13026	1.1/4"
Tech Sheet 20000	

BSPP Swivel Female Cross 60° Cone

0014	Thread
Z4MB02	1/8"
Z4MB04	1/4"
Z4MB06	3/8"
Z4MB08	1/2"
Z4MB10	5/8"
Z4MB12	3/4"
Z4MB16	1"
Z4MB20	1.1/4"
Z4MB24	1.1/2"
Tech Sheet 20000	

NPT Female Cross

0014	Thread
37000	1/4"
37001	3/8"
37002	1/2"
37004	1"
37006	1.1/2"
Tech Sheet 20000	

Ferrules

R2AT Non-skive Ferrule

0014	ID
19951	3/8"
19953	5/8"
19955	1"
Tech Sheet 20000	

Locknuts



BSPP Locknut

0014	Thread
BLN02	1/8"
BLN04	1/4"
BLN06	3/8"
BLN08	1/2"
BLN10	5/8"
BLN12	3/4"
BLN16	1"
BLN20	1.1/4"
BLN24	1.1/2"
BLN32	2"
Tech Sheet 20000	

Metric Locknut

0014	Thread
MLN12	M12 x 1.5
MLN14	M14 x 1.5
MLN16	M16 x 1.5
MLN18	M18 x 1.5
MLN20	M20 x 1.5
MLN22	M22 x 1.5
MLN24	M24 x 1.5
Tech Sheet 20000	

HYDRAULIC ADAPTORS

BURNETT & HILLMAN
HYDRAULIC ADAPTOR UK MANUFACTURER

Blanking Caps

BSPP Swivel 60° Coned Blanking Cap

0014	Thread
7BSBC02	1/8"
7BSBC04	1/4"
7BSBC06	3/8"
7BSBC08	1/2"
7BSBC10	5/8"
7BSBC12	3/4"
7BSBC16	1"
7BSBC20	1.1/4"
7BSBC24	1.1/2"
7BSBC32	2"
Tech Sheet 20000	

Metric Swivel Blanking Cap

0014	Thread
7M12	M12 x 1.5
7M14	M14 x 1.5
7M16	M16 x 1.5
7M18	M18 x 1.5
7M20	M20 x 1.5
7M22	M22 x 1.5
Tech Sheet 20000	

JIS Female Cap (BSPP Threads)

0014	Thread
7691-04	1/4"
7691-06	3/8"
7691-08	1/2"
7691-12	3/4"
Tech Sheet 20000	

JIS Female Cap (Metric Threads)

0014	Thread
9721-14	M14 x 1.5
9721-18	M18 x 1.5
9721-22	M22 x 1.5
9721-24	M24 x 1.5
9721-30	M30 x 1.5
Tech Sheet 20000	

Crimp Nuts

BSPP Crimp Nut

0014	Thread
708021	1/4"
708023	1/2"
708024	5/8"
708025	3/4"
708026	1"
708027	1.1/4"
708028	1.1/2"
708029	2"
Tech Sheet 20000	

Metric Crimp Nut

0014	Thread
708049	M10 x 1.5
708050	M12 x 1.5
708051	M14 x 1.5
708053	M18 x 1.5
Tech Sheet 20000	

NPSM Crimp Nut

0014	Thread
18004	1/8"
18000	1/4"
18001	3/8"
18002	1/2"
18003	3/4"
18005	1"
18007	1.1/4"
18008	1.1/2"
18009	2"
Tech Sheet 20000	

Test Point Adaptors

BSPP Male x Swivel Female, 1/8" BSP Test Point

0014	Thread
01425-TP-B02	1/8"
01427-TP-B02	1/4"
01434-TP-B02	3/8"
01440-TP-B02	1/2"
01451-TP-B02	3/4"
01458-TP-B02	1"
Tech Sheet 20000	

1/8" BSPP Male, M16x2 Test Point Fitting

0014	Thread
MTP/B02-M16/2S	1/8"
Tech Sheet 20000	

FT PRO®

For **Threaded Hydraulic Valves** see pages **244-246**

JIC HYDRAULIC ADAPTORS

BURNETT & HILLMAN
HYDRAULIC ADAPTOR UK MANUFACTURER

Male/Male Adaptors

NPTF Male x JIC Male 37° Cone

0014	Thread	Thread
1NJ0207	1/8"	7/16"
1NJ0208	1/8"	1/2"
1NJ0209	1/8"	9/16"
1NJ0407	1/4"	7/16"
1NJ0408	1/4"	1/2"
1NJ0409	1/4"	9/16"
1NJ0412	1/4"	3/4"
1NJ0414	1/4"	7/8"
1NJ0607	3/8"	7/16"
1NJ0608	3/8"	1/2"
1NJ0609	3/8"	9/16"
1NJ0612	3/8"	3/4"
1NJ0614	3/8"	7/8"
1NJ0807	1/2"	7/16"
1NJ0809	1/2"	9/16"
1NJ0812	1/2"	3/4"
1NJ0814	1/2"	7/8"
1NJ0817	1/2"	1.1/16"
1NJ0821	1/2"	1.5/16"
1NJ1207	3/4"	7/16"
1NJ1209	3/4"	9/16"
1NJ1214	3/4"	7/8"
1NJ1217	3/4"	1.1/16"
1NJ1226	3/4"	1.5/8"
1NJ1612	1"	3/4"
1NJ1614	1"	7/8"
1NJ1621	1"	1.5/16"
1NJ1626	1"	1.5/8"
1NJ1630	1"	1.7/8"
1NJ2017	1.1/4"	1.1/16"
1NJ2021	1.1/4"	1.5/16"
1NJ2030	1.1/4"	1.7/8"
1NJ2040	1.1/4"	2.1/2"
1NJ2417	1.1/2"	1.1/16"
1NJ2421	1.1/2"	1.5/16"
1NJ2426	1.1/2"	1.5/8"
1NJ2430	1.1/2"	1.7/8"
1NJ2440	1.1/2"	2.1/2"
1NJ3226	2"	1.5/8"
1NJ3230	2"	1.7/8"
1NJ3240	2"	2.1/2"
Tech Sheet 20000		

BSPP Male x JIC Male 37° Cone Restrictor Blank Only

0014	Thread	Thread
13230	1/4"	9/16"
13231	3/8"	7/16"
13232	3/8"	9/16"
13233	1/2"	9/16"
Tech Sheet 20000		

BSPT Male x JIC Male 37° Cone

0014	Thread	Thread
1BTJ0207	1/8"	7/16"
1BTJ0208	1/8"	1/2"
1BTJ0209	1/8"	9/16"
1BTJ0407	1/4"	7/16"
1BTJ0408	1/4"	1/2"
1BTJ0409	1/4"	9/16"
1BTJ0412	1/4"	3/4"
1BTJ0607	3/8"	7/16"
1BTJ0608	3/8"	1/2"
1BTJ0609	3/8"	9/16"
1BTJ0612	3/8"	3/4"
1BTJ0809	1/2"	9/16"
1BTJ0812	1/2"	3/4"
1BTJ0814	1/2"	7/8"
1BTJ0817	1/2"	1.1/16"
1BTJ1212	3/4"	3/4"
1BTJ1214	3/4"	7/8"
1BTJ1217	3/4"	1.1/16"
1BTJ1219	3/4"	1.3/16"
1BTJ1221	3/4"	1.5/16"
1BTJ1612	1"	3/4"
1BTJ1617	1"	1.1/16"
1BTJ1621	1"	1.5/16"
1BTJ1626	1"	1.5/8"
1BTJ2021	1.1/4"	1.5/16"
1BTJ2026	1.1/4"	1.5/8"
1BTJ2426	1.1/2"	1.5/8"
1BTJ2430	1.1/2"	1.7/8"
1BTJ3230	2"	1.7/8"
1BTJ3240	2"	2.1/2"
Tech Sheet 20000		

JIC Male x JIC Male 37° Cone

0014	Thread	Thread
1JP0505	5/16"	5/16"
1JP0507	5/16"	7/16"
1JP0707	7/16"	7/16"
1JP0709	7/16"	9/16"
1JP0807	1/2"	7/16"
1JP0808	1/2"	1/2"
1JP0809	1/2"	9/16"
1JP0812	1/2"	3/4"
1JP0814	1/2"	7/8"
1JP0909	9/16"	9/16"
1JP0914	9/16"	7/8"
1JP0917	9/16"	1.1/16"
1JP0919	9/16"	1.3/16"
1JP1207	3/4"	7/16"
1JP1209	3/4"	9/16"
1JP1212	3/4"	3/4"
1JP1214	3/4"	7/8"
1JP1414	7/8"	7/8"
1JP1417	7/8"	1.1/16"
1JP1421	7/8"	1.5/16"
1JP1717	1.1/16"	1.1/16"
1JP1721	1.1/16"	1.5/16"
1JP1919	1.3/16"	1.3/16"
1JP2121	1.5/16"	1.5/16"
1JP2126	1.5/16"	1.5/8"
1JP2130	1.5/16"	1.7/8"
1JP2626	1.5/8"	1.5/8"
1JP3030	1.7/8"	1.7/8"
1JP4040	2.1/2"	2.1/2"
Tech Sheet 20000		

JIC Male 37° Cone x JIC Male 30° Cone (BSPP Threads)

0014	Thread	Thread
6811-04-04	7/16"	1/4"
6811-06-06	9/16"	3/8"
6811-08-08	3/4"	1/2"
Tech Sheet 20000		

JIC Male 37° Cone x JIC Male 30° Cone (Metric Threads)

0014	Thread	Thread
8751-04-14	7/16"	M14 x 1.5
8751-06-18	9/16"	M18 x 1.5
8751-08-22	3/4"	M22 x 1.5
8751-10-24	7/8"	M24 x 1.5
8751-12-30	1.1/16"	M30 x 1.5
8751-16-33	1.5/16"	M33 x 1.5
Tech Sheet 20000		

JIC HYDRAULIC ADAPTORS

BURNETT & HILLMAN
HYDRAULIC ADAPTOR UK MANUFACTURER

Male/Male Adaptors

Metric Male x JIC Male 37° Cone

0014	Thread	Thread
01265	M10 x 1.5	7/16"
01274	M12 x 1.5	7/16"
01284	M12 x 1.5	9/16"
01286	M12 x 1.5	3/4"
01268	M14 x 1.5	3/8"
01291	M14 x 1.5	7/16"
01287	M14 x 1.5	9/16"
01288	M14 x 1.5	3/4"
01272	M14 x 1.5	7/8"
01295	M16 x 1.5	7/16"
01280	M16 x 1.5	9/16"
01275	M16 x 1.5	3/4"
01289	M16 x 1.5	7/8"
01299	M18 x 1.5	7/16"
01276	M18 x 1.5	9/16"
01281	M18 x 1.5	3/4"
01283	M18 x 1.5	7/8"
01298	M18 x 1.5	1.1/16"
01282	M20 x 1.5	9/16"
01277	M20 x 1.5	3/4"
01290	M20 x 1.5	7/8"
01270	M20 x 1.5	1.1/16"
01285	M22 x 1.5	9/16"
01278	M22 x 1.5	3/4"
01279	M22 x 1.5	7/8"
01294	M22 x 1.5	1.1/16"
01267	M24 x 1.5	1.1/16"
01297	M26 x 1.5	7/8"
01292	M26 x 1.5	1.1/16"
Tech Sheet 20000		

BSPP Male 60° Cone x JIC 37° Cone Male

0014	Thread	Thread
1BJP0207	1/8"	7/16"
1BJP0208	1/8"	1/2"
1BJP0209	1/8"	9/16"
1BJP0407	1/4"	7/16"
1BJP0408	1/4"	1/2"
1BJP0409	1/4"	9/16"
1BJP0412	1/4"	3/4"
1BJP0414	1/4"	7/8"
1BJP0417	1/4"	1.1/16"
1BJP0421	1/4"	1.5/16"
1BJP0607	3/8"	7/16"
1BJP0608	3/8"	1/2"
1BJP0609	3/8"	9/16"
1BJP0612	3/8"	3/4"
1BJP0614	3/8"	7/8"
1BJP0617	3/8"	1.1/16"
1BJP0621	3/8"	1.5/16"
1BJP0807	1/2"	7/16"
1BJP0808	1/2"	1/2"
1BJP0809	1/2"	9/16"
1BJP0812	1/2"	3/4"
1BJP0814	1/2"	7/8"
1BJP0817	1/2"	1.1/16"
1BJP0821	1/2"	1.5/16"
1BJP1009	5/8"	9/16"
1BJP1012	5/8"	3/4"
1BJP1014	5/8"	7/8"
1BJP1017	5/8"	1.1/16"
1BJP1019	5/8"	1.3/16"
1BJP1021	5/8"	1.5/16"
1BJP1207	3/4"	7/16"
1BJP1208	3/4"	1/2"
1BJP1209	3/4"	9/16"
1BJP1212	3/4"	3/4"
1BJP1214	3/4"	7/8"
1BJP1217	3/4"	1.1/16"
1BJP1219	3/4"	1.3/16"
1BJP1221	3/4"	1.5/16"
1BJP1226	3/4"	1.5/8"
1BJP1230	3/4"	1.7/8"
1BJP1612	1"	3/4"
1BJP1614	1"	7/8"
1BJP1617	1"	1.1/16"
1BJP1619	1"	1.3/16"
1BJP1621	1"	1.5/16"
1BJP1626	1"	1.5/8"
1BJP1630	1"	1.7/8"
1BJP2017	1.1/4"	1.1/16"
1BJP2021	1.1/4"	1.5/16"
1BJP2026	1.1/4"	1.5/8"
1BJP2030	1.1/4"	1.7/8"
1BJP2040	1.1/4"	2.1/2"
1BJP2421	1.1/2"	1.5/16"
1BJP2426	1.1/2"	1.5/8"
1BJP2430	1.1/2"	1.7/8"
1BJP2440	1.1/2"	2.1/2"
1BJP3230	2"	1.7/8"
1BJP3240	2"	2.1/2"
Tech Sheet 20000		

Metric Male 24° Cone x JIC Male 37° Cone

0014	To Fit Tube Size mm	Thread	Thread
01-06L04J	6	M12 x 1.5	7/16"
01-06S04J	6	M14 x 1.5	7/16"
01-08L04J	8	M14 x 1.5	7/16"
01-08S04J	8	M16 x 1.5	7/16"
01-10L06J	8	M16 x 1.5	9/16"
01-08S08J	10	M16 x 1.5	9/16"
41275-10	10	M16 x 1.5	3/4"
01-10S06J	10	M18 x 1.5	9/16"
01-12L06J	12	M18 x 1.5	9/16"
01-10S08J	10	M18 x 1.5	3/4"
01-12L08J	12	M18 x 1.5	3/4"
01-12S08J	12	M20 x 1.5	3/4"
01-14S08J	14	M20 x 1.5	3/4"
01-15L08J	15	M22 x 1.5	3/4"
01-15L12J	15	M22 x 1.5	1.1/16"
41270-20	20	M30 x 1.5	1.1/16"
41270-22	22	M30 x 1.5	1.1/16"
41262-28	28	M36 x 1.5	1.1/16"
01-35LX216J	35	M45 x 1.5	1.5/16"
Tech Sheet 20000			

JIC HYDRAULIC ADAPTORS

BURNETT & HILLMAN
HYDRAULIC ADAPTOR UK MANUFACTURER

Male/Male Adaptors

SAE Boss Male x JIC Male 37° Coneless O-Ring

0014	Thread	Thread
01350	7/16"	7/16"
01353	7/16"	1/2"
01351	7/16"	9/16"
01392	1/2"	7/16"
01352	1/2"	1/2"
01388	1/2"	9/16"
01354	9/16"	7/16"
01355	9/16"	1/2"
01356	9/16"	9/16"
01357	9/16"	3/4"
01358	9/16"	7/8"
01389	3/4"	7/16"
01361	3/4"	9/16"
01362	3/4"	3/4"
01363	3/4"	7/8"
01364	3/4"	1.1/16"
01386	7/8"	9/16"
01365	7/8"	3/4"
01366	7/8"	7/8"
01367	7/8"	1.1/16"
01395	1.1/16"	9/16"
01368	1.1/16"	3/4"
01370	1.1/16"	7/8"
01371	1.1/16"	1.1/16"
01373	1.1/16"	1.5/16"
01391	1.3/16"	1.3/16"
01394	1.5/16"	3/4"
01396	1.5/16"	7/8"
01377	1.5/16"	1.1/16"
01378	1.5/16"	1.5/16"
01379	1.5/16"	1.5/8"
01380	1.5/8"	1.5/16"
01381	1.5/8"	1.5/8"
01387	1.5/8"	1.7/8"
01397	1.7/8"	1.5/16"
01383	1.7/8"	1.5/8"
01384	1.7/8"	1.7/8"
01369	1.7/8"	2.1/2"
01385	2.1/2"	2.1/2"
Tech Sheet 20000		

Metric Male 24° Cone x JIC Male 37° Cone

0014	To Fit Tube Size mm	Thread	Thread
01-22LX212J	22	M30 x 2	1.1/16"
01-25SX212J	25	M36 x 2	1.1/16"
01-30SX220J	30	M42 x 2	1.5/8"
01-35LX216J	35	M45 x 2	1.5/16"
01-38SX220J	38	M52 x 2	1.5/8"
Tech Sheet 20000			

Male/Female Fixed Adaptors

JIC Male 37° Cone x BSPP Female Extended

0014	Male Thread	Female Thread
17004	7/16"	1/8"
17001	7/16"	1/4"
Tech Sheet 20000		

JIC Male x 37° Cone NPT Female Extended

0014	Male Thread	Female Thread
16261	7/16"	1/8"
16250	7/16"	1/4"
16249	7/16"	3/8"
16251	9/16"	1/4"
16257	9/16"	3/8"
16258	9/16"	1/2"
16256	3/4"	3/8"
16252	3/4"	1/2"
16253	7/8"	1/2"
16254	1.1/16"	3/4"
16255	1.5/16"	1"
Tech Sheet 20000		

JIC Male 37° Cone x JIS Female Extended 60° Internal Seat (Metric Threads)

0014	Male Thread	Female Thread
8701-04-14	7/16"	M14 x 1.5
8701-06-18	9/16"	M18 x 1.5
8701-08-22	3/4"	M22 x 1.5
8701-12-30	1.1/16"	M30 x 1.5
8701-16-33	1.5/16"	M33 x 1.5
Tech Sheet 20000		

Male/Female Swivel Adaptors

NPT Male x JIC Swivel Female 37° Cone

0014	Male Thread	Female Thread
11201	1/4"	9/16"
11202	3/8"	3/4"
11203	1/2"	7/8"
11204	3/4"	1.1/16"
11205	1"	1.5/16"
Tech Sheet 20000		

BSPP Male 60° Cone x JIC Swivel Female 37° Cone

0014	Male Thread	Female Thread
2BJ0207	1/8"	7/16"
2BJ0407	1/4"	7/16"
2BJ0408	1/4"	1/2"
2BJ0409	1/4"	9/16"
2BJ0412	1/4"	3/4"
2BJ0607	3/8"	7/16"
2BJ0608	3/8"	1/2"
2BJ0609	3/8"	9/16"
2BJ0612	3/8"	3/4"
2BJ0614	3/8"	7/8"
2BJ0807	1/2"	7/16"
2BJ0808	1/2"	1/2"
2BJ0809	1/2"	9/16"
2BJ0812	1/2"	3/4"
2BJ0814	1/2"	7/8"
2BJ0817	1/2"	1.1/16"
2BJ1012	5/8"	3/4"
2BJ1014	5/8"	7/8"
2BJ1017	5/8"	1.1/16"
2BJ1212	3/4"	3/4"
2BJ1214	3/4"	7/8"
2BJ1217	3/4"	1.1/16"
2BJ1219	3/4"	1.3/16"
2BJ1221	3/4"	1.5/16"
2BJ1617	1"	1.1/16"
2BJ1619	1"	1.3/16"
2BJ1621	1"	1.5/16"
2BJ1626	1"	1.5/8"
2BJ2021	1.1/4"	1.5/16"
2BJ2026	1.1/4"	1.5/8"
2BJ3230	2"	1.7/8"
Tech Sheet 20000		

JIC HYDRAULIC ADAPTORS

BURNETT & HILLMAN
HYDRAULIC ADAPTOR UK MANUFACTURER

Male/Female Swivel Adaptors

JIC Male 37° Cone x BSPP Swivel Female 60° Cone

0014	Male Thread	Female Thread
2JB0702	7/16"	1/8"
2JB0704	7/16"	1/4"
2JB0706	7/16"	3/8"
2JB0708	7/16"	1/2"
2JB0804	1/2"	1/4"
2JB0806	1/2"	3/8"
2JB0808	1/2"	1/2"
2JB0904	9/16"	1/4"
2JB0906	9/16"	3/8"
2JB1206	3/4"	3/8"
2JB1208	3/4"	1/2"
2JB1210	3/4"	5/8"
2JB1212	3/4"	3/4"
2JB1406	7/8"	3/8"
2JB1408	7/8"	1/2"
2JB1410	7/8"	5/8"
2JB1412	7/8"	3/4"
2JB1712	1.1/16"	3/4"
2JB2116	1.5/16"	1"
2JB2620	1.5/8"	1.1/4"
Tech Sheet 20000		

JIC Male 37° Cone x Metric Swivel Female

0014	Male Thread	Female Thread
01664	7/16"	M12 x 1.5
01651	9/16"	M14 x 1.5
01652	9/16"	M16 x 1.5
01653	9/16"	M18 x 1.5
01654	9/16"	M20 x 1.5
01655	9/16"	M22 x 1.5
01656	3/4"	M16 x 1.5
01657	3/4"	M18 x 1.5
01659	3/4"	M22 x 1.5
01661	7/8"	M18 x 1.5
01662	7/8"	M20 x 1.5
01663	7/8"	M22 x 1.5
Tech Sheet 20000		

JIC Male 37° Cone x JIC Swivel Female 37° Cone



0014	Male Thread	Female Thread
2J0707	7/16"	7/16"
2J0709	7/16"	9/16"
2J0712	7/16"	3/4"
2J0714	7/16"	7/8"
2J0808	1/2"	1/2"
2J0809	1/2"	9/16"
2J0907	9/16"	7/16"
2J0908	9/16"	1/2"
2J0909	9/16"	9/16"
2J0912	9/16"	3/4"
2J0914	9/16"	7/8"
2J1209	3/4"	9/16"
2J1212	3/4"	3/4"
2J1214	3/4"	7/8"
2J1217	3/4"	1.1/16"
2J1412	7/8"	3/4"
2J1414	7/8"	7/8"
2J1417	7/8"	1.1/16"
2J1712	1.1/16"	3/4"
2J1714	1.1/16"	7/8"
2J1717	1.1/16"	1.1/16"
2J1721	1.1/16"	1.5/16"
2J1919	1.3/16"	1.3/16"
2J2126	1.5/16"	1.5/8"
2J2626	1.5/8"	1.5/8"
2J2630	1.5/8"	1.7/8"
Tech Sheet 20000		

Metric Male x JIC Swivel Female 37° Cone

0014	Male Thread	Female Thread
01625	M12 x 1.5	1/2"
01626	M14 x 1.5	9/16"
01627	M16 x 1.5	9/16"
01628	M16 x 1.5	3/4"
01631	M18 x 1.5	3/4"
Tech Sheet 20000		

BSPP Swivel Female 60° Cone x JIC Swivel Female 37° Cone

0014	Thread	Thread
3BJ0407	1/4"	7/16"
3BJ0408	1/4"	1/2"
3BJ0409	1/4"	9/16"
3BJ0607	3/8"	7/16"
3BJ0608	3/8"	1/2"
3BJ0609	3/8"	9/16"
3BJ0612	3/8"	3/4"
3BJ0614	3/8"	7/8"
3BJ0809	1/2"	9/16"
3BJ0812	1/2"	3/4"
3BJ0814	1/2"	7/8"
3BJ0817	1/2"	1.1/16"
3BJ1014	5/8"	7/8"
3BJ1212	3/4"	3/4"
3BJ1217	3/4"	1.1/16"
3BJ1221	3/4"	1.5/16"
3BJ1617	1"	1.1/16"
3BJ1621	1"	1.5/16"
3BJ2026	1.1/4"	1.5/8"
Tech Sheet 20000		

Female Swivel Adaptors

JIC Swivel Female 37° Cone x JIC Swivel Female 37° Cone

0014	Thread	Thread
3J0707	7/16"	7/16"
3J0709	7/16"	9/16"
3J0712	7/16"	3/4"
3J0808	1/2"	1/2"
3J0809	1/2"	9/16"
3J0909	9/16"	9/16"
3J0912	9/16"	3/4"
3J1212	3/4"	3/4"
3J1409	7/8"	9/16"
3J1412	7/8"	3/4"
3J1414	7/8"	7/8"
3J1717	1.1/16"	1.1/16"
3J1721	1.1/16"	1.5/16"
3J1919	1.3/16"	1.3/16"
3J2121	1.5/16"	1.5/16"
3J2626	1.5/8"	1.5/8"
Tech Sheet 20000		

Danfoss Waltech

For **ABF Anti Bloc Grease** see page **164**

JIC HYDRAULIC ADAPTORS

BURNETT & HILLMAN
HYDRAULIC ADAPTOR & UK MANUFACTURER

90º Elbows

JIC Male x JIC Male 90° Forged Compact Elbow

0014	Thread
03085FD	7/16"
03086FD	1/2"
03087FD	9/16"
03088FD	3/4"
03089FD	7/8"
03090FD	1.1/16"
03091FD	1.3/16"
Tech Sheet 20000	

NPTF Male x JIC Male 90° Forged Compact Elbow

0014	Thread	Thread
04050FD	1/8"	7/16"
04053FD	1/4"	7/16"
04059FD	3/8"	9/16"
04060FD	3/8"	3/4"
04065FD	1/2"	3/4"
04073FD	3/4"	1.1/16"
04076FD	1"	1.5/16"
Tech Sheet 20000		

JIC Male x Male Bulkhead 90° Forged

0014	Thread
10525-03	3/8"
10525-04	7/16"
10525-05	1/2"
10525-06	9/16"
10525-08	3/4"
10525-10	7/8"
10525-12	1.1/16"
10525-16	1.5/16"
Tech Sheet 20000	

JIC Male 37° Cone x BSPP Male 90° Positional Forged Elbow

0014	Thread	Thread
27070FDPOS	7/16"	1/4"
27072FDPOS	9/16"	1/4"
27073FDPOS	9/16"	3/8"
27077FDPOS	3/4"	3/8"
27074FDPOS	3/4"	1/2"
27079FDPOS	7/8"	1/2"
27075FDPOS	1.1/16"	3/4"
27076FDPOS	1.5/16"	1"
Tech Sheet 20000		

JIC Male x JIC Swivel Female 90° Forged Compact Elbow 37° Cone

0014	Thread
05050FD	7/16"
05051FD	1/2"
05052FD	9/16"
05053FD	3/4"
05054FD	7/8"
05055FD	1.1/16"
05056FD	1.5/16"
Tech Sheet 20000	

NPT Male x JIC Male 90° Compact Elbow 37° Cone

0014	Thread	Thread
04086	1/8"	5/16"
04050	1/8"	7/16"
04051	1/8"	1/2"
04052	1/8"	9/16"
04053	1/4"	7/16"
04054	1/4"	1/2"
04055	1/4"	9/16"
04056	1/4"	3/4"
04087	3/8"	3/8"
04057	3/8"	7/16"
04058	3/8"	1/2"
04059	3/8"	9/16"
04060	3/8"	3/4"
04061	3/8"	7/8"
04048	3/8"	1.1/16"
04062	1/2"	7/16"
04063	1/2"	1/2"
04064	1/2"	9/16"
04065	1/2"	3/4"
04066	1/2"	7/8"
04082	1/2"	1.1/16"
04070	3/4"	9/16"
04071	3/4"	3/4"
04072	3/4"	7/8"
04073	3/4"	1.1/16"
04075	3/4"	1.5/16"
04085	1"	3/4"
04089	1"	7/8"
04074	1"	1.1/16"
04076	1"	1.5/16"
04077	1"	1.5/8"
04078	1.1/4"	1.5/16"
04079	1.1/4"	1.5/8"
04083	1.1/4"	1.7/8"
04084	1.1/2"	1.5/8"
04080	1.1/2"	1.7/8"
04088	1.1/2"	2.1/2"
04081	2"	2.1/2"
Tech Sheet 20000		

JIC Swivel Female x JIC Swivel Female 90° Compact Elbow 37° Cone

0014	Thread	Thread
XJF0707	7/16"	7/16"
XJF0909	9/16"	9/16"
XJF1212	3/4"	3/4"
XJF1414	7/8"	7/8"
XJF1717	1.1/16"	1.1/16"
XJF1919	1.3/16"	1.3/16"
XJF2121	1.5/16"	1.5/16"
Tech Sheet 20000		

NPT Male x JIC Swivel Female 90° Compact Elbow 37° Cone

0014	Male Thread	Female Thread
99001	3/8"	9/16"
Tech Sheet 20000		

NPT Male x SAE Male 90° Compact Elbow 45° Cone

0014	Thread	Thread
07020	1/8"	7/16"
07021	1/8"	1/2"
07022	1/4"	7/16"
07023	1/4"	1/2"
07024	1/4"	5/8"
07025	1/4"	3/4"
07026	3/8"	7/16"
07027	3/8"	1/2"
07028	3/8"	5/8"
07029	3/8"	3/4"
07030	3/8"	7/8"
07031	1/2"	5/8"
Tech Sheet 20000		

For **Flaretite Seals** see page **111**

JIC HYDRAULIC ADAPTORS

BURNETT & HILLMAN
HYDRAULIC ADAPTOR UK MANUFACTURER

90º Elbows

JIC Male 37° Cone x Metric Male 90° Positional Forged Elbow

0014	Thread	Thread
29500FDPOS	7/16"	M12 x 1.5
29501FDPOS	7/16"	M14 x 1.5
29502FDPOS	9/16"	M16 x 1.5
29503FDPOS	9/16"	M18 x 1.5
29505FDPOS	3/4"	M18 x 1.5
29506FDPOS	3/4"	M20 x 1.5
29507FDPOS	3/4"	M22 x 1.5
29508FDPOS	7/8"	M22 x 1.5
29509FDPOS	1.1/16"	M22 x 1.5
Tech Sheet 20000		

JIC Male 37° Cone x JIC Swivel Female 90° Swept Elbow

0014	Thread
10900	7/16"
10902	9/16"
10903	3/4"
10904	7/8"
10905	1.1/16"
10907	1.5/16"
10908	1.5/8"
Tech Sheet 20000	

JIC Male 37° Cone x UNF Male 90° Positional Forged Elbow

0014	Thread	Thread
03085FDPOS	7/16"	7/16"
03087FDPOS	9/16"	9/16"
03088FDPOS	3/4"	3/4"
03089FDPOS	7/8"	7/8"
03090FDPOS	1.1/16"	1.1/16"
03092FDPOS	1.5/16"	1.5/16"
Tech Sheet 20000		

BSPP Male 60° Cone x JIC Swivel Female 37° Cone 90° Compact Elbow

0014	Male Thread	Female Thread
XBMJF0409	1/4"	9/16"
XBMJF0609	3/8"	9/16"
XBMJF0612	3/8"	3/4"
XBMJF0812	1/2"	3/4"
XBMJF0814	1/2"	7/8"
XBMJF1014	5/8"	7/8"
XBMJF1217	3/4"	1.1/16"
Tech Sheet 20000		

BSPP Male 60° Cone x JIC Male 90° Compact Elbow 37° Cone

0014	Thread	Thread
XMB04J07	1/4"	7/16"
XMB04J08	1/4"	1/2"
XMB04J09	1/4"	9/16"
XMB06J09	3/8"	9/16"
XMB06J12	3/8"	3/4"
XMB08J12	1/2"	3/4"
XMB08J14	1/2"	7/8"
XMB12J14	3/4"	7/8"
XMB12J17	3/4"	1.1/16"
XMB16J17	1"	1.1/16"
XMB16J21	1"	1.5/16"
XMB20J26	1.1/4"	1.5/8"
XMB24J30	1.1/2"	1.7/8"
Tech Sheet 20000		

BSPT Male x JIC Male 90° Compact Elbow 37° Cone

0014	Thread	Thread
08550	1/8"	7/16"
08551	1/8"	1/2"
08552	1/8"	9/16"
08553	1/4"	7/16"
08554	1/4"	1/2"
08555	1/4"	9/16"
08556	1/4"	3/4"
08557	3/8"	7/16"
08558	3/8"	1/2"
08559	3/8"	9/16"
08560	3/8"	3/4"
08561	3/8"	7/8"
08562	1/2"	7/16"
08564	1/2"	9/16"
08565	1/2"	3/4"
08566	1/2"	7/8"
08567	1/2"	1.1/16"
08584	1/2"	1.5/16"
08568	3/4"	9/16"
08569	3/4"	3/4"
08570	3/4"	7/8"
08571	3/4"	1.1/16"
08572	3/4"	1.5/16"
08573	1"	3/4"
08585	1"	7/8"
08574	1"	1.1/16"
08575	1"	1.5/16"
08576	1"	1.5/8"
08577	1.1/4"	1.5/16"
08578	1.1/4"	1.5/8"
08579	1.1/4"	1.7/8"
08580	1.1/2"	1.5/8"
08581	1.1/2"	1.7/8"
08582	2"	2.1/2"
Tech Sheet 20000		

JIC Male 37° Cone x BSPP Swivel Female 90° Compact Elbow 60° Cone

0014	Male Thread	Female Thread
09612	7/16"	1/4"
09605	9/16"	3/8"
09608	3/4"	3/8"
09606	3/4"	1/2"
09607	1.1/16"	3/4"
09609	1.5/16"	1"
09610	1.7/8"	1.1/2"
Tech Sheet 20000		

JIC Male 37° Cone x JIC Male 90° Compact Elbow

0014	Thread	Thread
XMJ0909	9/16"	9/16"
XMJ1212	3/4"	3/4"
XMJ1414	7/8"	7/8"
XMJ1717	1.1/16"	1.1/16"
XMJ1919	1.3/16"	1.3/16"
XMJ2121	1.5/16"	1.5/16"
XMJ2626	1.5/8"	1.5/8"
XMJ3030	1.7/8"	1.7/8"
Tech Sheet 20000		

JIC Male 37° Cone x JIC Swivel Female 90° Compact Elbow

0014	Thread	Thread
XJMF0707	7/16"	7/16"
XJMF0808	1/2"	1/2"
XJMF0909	9/16"	9/16"
XJMF1212	3/4"	3/4"
XJMF1414	7/8"	7/8"
XJMF1717	1.1/16"	1.1/16"
XJMF2121	1.5/16"	1.5/16"
XJMF2626	1.5/8"	1.5/8"
Tech Sheet 20000		

JIC HYDRAULIC ADAPTORS

BURNETT & HILLMAN
HYDRAULIC ADAPTOR & UK MANUFACTURER

45º Elbows

JIC Male x JIC Swivel Female 45° Swept Elbow

0014	Thread
11905	1.1/16"
11907	1.5/16"

Tech Sheet 20000

JIC Male x JIC Male Bulkhead 45° Forged

0014	Thread
10375-04	7/16"
10375-05	1/2"
10375-06	9/16"
10375-08	3/4"
10375-10	7/8"
10375-12	1.1/16"
10375-16	1.5/16"

Tech Sheet 20000

JIC Male 37° Cone x UNF Male 45° Positional Forged Elbow

0014	Thread	Thread
03085FDPOS-45	7/16"	7/16"
03087FDPOS-45	9/16"	9/16"
03088FDPOS-45	3/4"	3/4"
03089FDPOS-45	7/8"	7/8"
03090FDPOS-45	1.1/16"	1.1/16"
03092FDPOS-45	1.5/16"	1.5/16"

Tech Sheet 20000

JIC Male x JIC Swivel Female 45° Forged Compact Elbow 37° Cone

0014	Thread
05050/45FD	7/16"
05052/45FD	9/16"
05053/45FD	3/4"
05054/45FD	7/8"
05055/45FD	1.1/16"
05056/45FD	1.5/16"

Tech Sheet 20000

JIC Male x JIC Swivel Female 45° Compact Elbow 37° Cone

0014	Thread
05050/45	7/16"
05052/45	9/16"
05053/45	3/4"
05055/45	1.1/16"
05056/45	1.5/16"
05059/45	1.7/8"

Tech Sheet 20000

NPT Male x JIC Male 45° Forged Compact Elbow 37° Cone

0014	Thread	Thread
04053/45FD	1/4"	7/16"
04059/45FD	3/8"	9/16"
04060/45FD	3/8"	3/4"
04065/45FD	1/2"	3/4"
04066/45FD	1/2"	7/8"
04073/45FD	3/4"	1.1/16"
04076/45FD	1"	1.5/16"

Tech Sheet 20000

Bulkheads

JIC Male x JIC Male Bulkhead 37° Cone complete with Locknut

0014	Thread
00236	3/8"
00225	7/16"
00226	1/2"
00227	9/16"
00228	3/4"
00229	7/8"
00230	1.1/16"
00234	1.3/16"
00231	1.5/16"
00232	1.5/8"
00233	1.7/8"

Tech Sheet 20000

JIC Male x JIC Male Bulkhead 37° Cone No Locknut

0014	Thread
8JP0707	7/16"
8JP0808	1/2"
8JP0909	9/16"
8JP1212	3/4"
8JP1414	7/8"
8JP1717	1.1/16"
8JP2121	1.5/16"

Tech Sheet 20000

Tees

JIC Male x JIC Male x UNF Male Forced Positional On Run with O-Ring

0014	Thread
10716-04-04-04	7/16"
10716-05-05-05	1/2"
10716-06-06-06	9/16"
10716-08-08-08	3/4"
10716-10-10-10	7/8"
10716-12-12-12	1.1/16"

Tech Sheet 20000

JIC Male x JIC Swivel Female x JIC Male Branch Tee 37° Cone

0014	Thread
ZMFMJ07	7/16"
ZMFMJ08	1/2"
ZMFMJ09	9/16"
ZMFMJ12	3/4"
ZMFMJ14	7/8"
ZMFMJ17	1.1/16"
ZMFMJ21	1.5/16"
ZMFMJ26	1.5/8"
ZMFMJ30	1.7/8"

Tech Sheet 20000

JIC Male x JIC Swivel Female x JIC Swivel Female Branch Tee 37° Cone

0014	Thread
ZMFFJ07	7/16"
ZMFFJ08	1/2"
ZMFFJ09	9/16"
ZMFFJ12	3/4"
ZMFFJ14	7/8"
ZMFFJ17	1.1/16"
ZMFFJ21	1.5/16"

Tech Sheet 20000

JIC Swivel Female x JIC Swivel Female x JIC Male Branch Tee 37° Cone

0014	Thread
ZFFMJ07	7/16"
ZFFMJ08	1/2"
ZFFMJ09	9/16"
ZFFMJ12	3/4"
ZFFMJ14	7/8"
ZFFMJ17	1.1/16"
ZFFMJ21	1.5/16"

Tech Sheet 20000

JIC HYDRAULIC ADAPTORS

BURNETT & HILLMAN
HYDRAULIC ADAPTOR UK MANUFACTURER

Tees

JIC Male x JIC Male x UNF Male Forged Positional On Branch with O-Ring

0014	Thread
10715-04-04-04	7/16″
10715-05-05-05	1/2″
10715-06-06-06	9/16″
10715-08-08-08	3/4″
10715-10-10-10	7/8″
10715-12-12-12	1.1/16″
Tech Sheet 20000	

JIC Male Tee 37° Cone

0014	Thread
ZMJ07	7/16″
ZMJ09	9/16″
ZMJ12	3/4″
ZMJ14	7/8″
ZMJ17	1.1/16″
ZMJ19	1.3/16″
ZMJ21	1.5/16″
Tech Sheet 20000	

JIC Male x JIC Male x JIC Swivel Female Branch Tee 37° Cone

0014	Thread
ZMMFJ07	7/16″
ZMMFJ09	9/16″
ZMMFJ12	3/4″
ZMMFJ14	7/8″
ZMMFJ17	1.1/16″
ZMMFJ21	1.5/16″
ZMMFJ26	1.5/8″
Tech Sheet 20000	

JIC Swivel Female Tee 37° Cone

0014	Thread
ZFJ07	7/16″
ZFJ08	1/2″
ZFJ09	9/16″
ZFJ12	3/4″
ZFJ14	7/8″
ZFJ17	1.1/16″
ZFJ21	1.5/16″
Tech Sheet 20000	

Crosses

JIC Male Cross 37° Cone

0014	Thread
03030	7/16″
03031	1/2″
03032	9/16″
03033	3/4″
03034	7/8″
03036	1.1/16″
03035	1.5/16″
03037	1.5/8″
Tech Sheet 20000	

Plugs

JIC Solid Plug 37° Cone

0014	Thread
6J05	5/16″
6J07	7/16″
6J08	1/2″
6J09	9/16″
6J12	3/4″
6J14	7/8″
6J17	1.1/16″
6J19	1.3/16″
6J21	1.5/16″
6J26	1.5/8″
6J30	1.7/8″
6J40	2.1/2″
Tech Sheet 20000	

Blanking Caps

JIC Swivel 37° Coned Blanking Cap

0014	Thread
7J07	7/16″
7J08	1/2″
7J09	9/16″
7J12	3/4″
7J14	7/8″
7J17	1.1/16″
7J19	1.3/16″
7J21	1.5/16″
7J26	1.5/8″
7J30	1.7/8″
7J40	2.1/2″
Tech Sheet 20000	

Locknuts



JIC Locknut

0014	Thread
JLN07	7/16″
JLN08	1/2″
JLN09	9/16″
JLN12	3/4″
JLN14	7/8″
JLN17	1.1/16″
JLN21	1.5/16″
JLN26	1.5/8″
JLN30	1.7/8″
Tech Sheet 20000	

Crimp Nuts

JIC Crimp Nut

0014	Thread
708075	7/16″
708076	1/2″
708077	9/16″
708078	5/8″
708079	3/4″
708080	7/8″
708084	1.3/16″
708081	1.5/16″
708083	1.5/8″
708082	1.7/8″
708085	2.1/2″
Tech Sheet 20000	

Hose Inserts

JIC Male 37° Cone x Push-in Straight

0014	Thread	To Suit Hose ID
09711	7/16″	1/4″
09712	9/16″	3/8″
Tech Sheet 20000		

JIC Swivel Female 37° Cone x Push-in Straight

0014	Thread	To Suit Hose ID
09700	7/16″	1/4″
09701	9/16″	3/8″
09705	3/4″	3/8″
09702	3/4″	1/2″
09703	7/8″	5/8″
09704	1.1/16″	3/4″
09707	1.5/16″	1″
Tech Sheet 20000		

JIC Swivel Female 37° Cone x Push-in 90° Swept Elbow

0014	Thread	To Suit Hose ID
09301	7/16″	1/4″
09302	9/16″	3/8″
09303	3/4″	1/2″
09300	7/8″	5/8″
09304	1.1/16″	3/4″
09305	1.5/16″	1″
Tech Sheet 20000		

JIC Swivel Female x Push-in 45° Swept Elbow 37° Cone

0014	Thread	To Suit Hose ID
09320	7/16″	1/4″
09321	9/16″	3/8″
09322	3/4″	1/2″
09323	7/8″	5/8″
09324	1.1/16″	3/4″
Tech Sheet 20000		

JIC HYDRAULIC ADAPTORS

BURNETT & HILLMAN
HYDRAULIC ADAPTOR UK MANUFACTURER

Tube Nuts

Universal Metric & Imperial

0014	Thread	To Suit Tube OD mm	To Suit Tube OD
4JTN	7/16"	6	1/4"
5JTN	1/2"	8	5/16"
6JTN	9/16"	10	3/8"
8JTN	3/4"	12	1/2"
10JTN	7/8"	14,15 &16	5/8"
12JTN	1.1/16"	18 & 20	3/4"
16JTN	1.5/16"	25	1"
20JTN	1.5/8"	28, 30 & 32	1.1/4"
24JTN	1.7/8"	35 & 38	1.1/2"
		Tech Sheet 20000	

Tube Sleeves

Imperial

0014	To Suit Tube OD
4JITS	1/4"
5JITS	5/16"
6JITS	3/8"
8JITS	1/2"
10JITS	5/8"
12JITS	3/4"
16JITS	1"
20JITS	1.1/4"
24JITS	1.1/2"
	Tech Sheet 20000

Metric

0014	To Suit Tube OD mm
6JMTS	6
8JMTS	8
10JMTS	10
12JMTS	12
14JMTS	14
15JMTS	15
16JMTS	16
18JMTS	18
20JMTS	20
25JMTS	25
30JMTS	30
38JMTS	38
	Tech Sheet 20000

ORFS HYDRAULIC ADAPTORS

BURNETT & HILLMAN
HYDRAULIC ADAPTOR UK MANUFACTURER

Straight Adaptors

Male x Male Adaptor

0014	Thread
9305-04	9/16"
9305-06	11/16"
9305-08	13/16"
9305-10	1"
9305-12	1.3/16"
9305-16	1.7/16"
9305-20	1.11/16"
	Tech Sheet 20000

Male x Male Bulkhead Only

0014	Thread
9325-04	9/16"
9325-06	11/16"
9325-08	13/16"
9325-10	1"
9325-12	1.3/16"
9325-16	1.7/16"
9325-20	1.11/16"
	Tech Sheet 20000

Bulkhead Locknut

0014	Thread
9925-04	9/16"
9925-06	11/16"
9925-08	13/16"
9925-10	1"
9925-12	1.3/16"
9925-16	1.7/16"
9925-20	1.11/16"
	Tech Sheet 20000

Male x Swivel Female

0014	Male Thread	Female Thread
9015-04-06AS	9/16"	11/16"
9015-06-08AS	11/16"	13/16"
9015-10-12AS	1"	1.3/16"
9015-12-16AS	1.3/16"	1.7/16"
9015-16-20AS	1.7/16"	1.11/16"
9015-08-10AS	13/16"	1"
9015-04-12AS	9/16"	13/16"
9015-06-12AS	11/16"	1.3/16"
	Tech Sheet 20000	

ORFS HYDRAULIC ADAPTORS

BURNETT & HILLMAN
HYDRAULIC ADAPTOR UK MANUFACTURER

90º Elbows

Male x Male 90° Forged Compact Elbow

0014	Thread
9505-04-04	9/16"
9505-06-06	11/16"
9505-08-08	13/16"
9505-10-10	1"
9505-12-12	1.3/16"
9505-16-16	1.7/16"

Tech Sheet 20000

Male x Male 90° Forged Bulkhead

0014	Thread
9525-04-04	9/16"
9525-06-06	11/16"
9525-08-08	13/16"
9525-10-10	1"
9525-12-12	1.3/16"

Tech Sheet 20000

Male x Swivel Female 90° Forged Compact Elbow

0014	Thread
9506-04-04	9/16"
9506-06-06	11/16"
9506-08-08	13/16"
9506-10-10	1"
9506-12-12	1.3/16"
9506-16-16	1.7/16"
9506-20-20	1.11/16"
9506-24-24	2"

Tech Sheet 20000

Male x UNF Male 90° Positional Forged Elbow with O-Ring

0014	Thread	Thread
9515-04-04	9/16"	7/16"
9515-04-06	9/16"	9/16"
9515-06-06	11/16"	9/16"
9515-08-08	13/16"	3/4"
9515-10-10	1"	7/8"
9515-10-12	1"	1.1/16"
9515-12-08	1.3/16"	3/4"
9515-12-12	1.3/16"	1.1/16"
9515-16-16	1.7/16"	1.5/16"

Tech Sheet 20000

Male x BSPP Male 90° Positional Forged Elbow with O-Ring

0014	Thread	Thread
9515-04-04B	9/16"	1/4"
9515-08-06B	13/16"	3/8"
9515-10-08B	1"	1/2"
9515-12-12B	1.3/16"	3/4"
9515-16-16B	1.7/16"	1"

Tech Sheet 20000

45º Elbows

Male x Swivel Female 45° Forged Compact Elbow

0014	Thread
9356-04-04	9/16"
9356-06-06	11/16"
9356-08-08	13/16"
9356-10-10	1"
9356-12-12	1.3/16"
9356-16-16	1.7/16"
9356-20-20	1.11/16"
9356-24-24	2"

Tech Sheet 20000

Tees

Seal: Nitrile

Forged Male Tee

0014	Thread
9705-04-04-04	9/16"
9705-06-06-06	11/16"
9705-08-08-08	13/16"
9705-10-10-10	1"
9705-12-12-12	1.3/16"
9705-16-16-16	1.7/16"

Tech Sheet 20000

Male x Male x Swivel Female Forged Branch Tee

0014	Thread
9707-04-04-04	9/16"
9707-06-06-06	11/16"
9707-08-08-08	13/16"
9707-10-10-10	1"
9707-12-12-12	1.3/16"
9707-16-16-16	1.7/16"
9707-20-20-20	1.11/16"

Tech Sheet 20000

Male x Female x Male Swivel Forged Run Tee

0014	Thread
9706-04-04-04	9/16"
9706-06-06-06	11/16"
9706-08-08-08	13/16"
9706-10-10-10	1"
9706-12-12-12	1.3/16"
9706-16-16-16	1.7/16"
9706-20-20-20	1.11/16"

Tech Sheet 20000

Male Tee UNF Positional on Branch Forged with O-Ring



0014	Thread A	Thread B	Thread C
9715-06-06-06	11/16"	11/16"	9/16"
9715-08-08-08	13/16"	13/16"	3/4"
9715-10-10-10	1"	1"	7/8"
9715-12-12-12	1.3/16"	1.3/16"	1.1/16"

Tech Sheet 20000

Male Tee UNF Positional on Run with O-Ring

0014	Thread A	Thread B	Thread C
9716-04-04-04	9/16"	9/16"	7/16"
9716-06-06-06	11/16"	11/16"	9/16"
9716-08-08-08	13/16"	13/16"	3/4"
9716-10-10-10	1"	1"	7/8"
9716-12-12-12	1.3/16"	1.3/16"	1.1/16"

Tech Sheet 20000

Caps

Female Thread

0014	Thread
9129-04	9/16"
9129-06	11/16"
9129-08	13/16"
9129-10	1"
9129-12	1.3/16"
9129-16	1.7/16"
9129-20	1.11/16"
9129-24	2"

Tech Sheet 20000

High Pressure Hydraulic Adaptors

HYDRAULIC ADAPTORS
1/8"-3/4" 680 BAR 1"-2" 500 BAR

Standard hydraulic adaptors do not adhere to the working pressure of multi spiral hose. Please use KR500 Hydraulic Adaptors for high pressure and multi spiral applications.
Also available in stainless steel and Hiduron upon request.

Maximum Working Pressure:
1/8" to 3/4" 680 bar
1" to 2" 500 bar

Equal Male Unions

BSPP

0450	Thread
KREU2	1/8"
KREU4	1/4"
KREU6	3/8"
KREU8	1/2"
KREU10	5/8"
KREU12	3/4"
KREU16	1"
KREU20	1.1/4"
KREU24	1.1/2"
KREU32	2"
Tech Sheet 10728	

BSPP x BSPT

0450	Thread
KREUPT2	1/8"
KREUPT4	1/4"
KREUPT6	3/8"
KREUPT8	1/2"
KREUPT12	3/4"
KREUPT16	1"
KREUPT20	1.1/4"
KREUPT24	1.1/2"
KREUPT32	2"
Tech Sheet 10729	

BSPP x NPT

0450	Thread
KREUPAT2	1/8"
KREUPAT4	1/4"
KREUPAT6	3/8"
KREUPAT8	1/2"
KREUPAT12	3/4"
KREUPAT16	1"
KREUPAT20	1.1/4"
Tech Sheet 10730	

Unequal Male Unions

BSPP

0450	Thread	Thread
KRUU4-2	1/4"	1/8"
KRUU6-4	3/8"	1/4"
KRUU8-4	1/2"	1/4"
KRUU8-6	1/2"	3/8"
KRUU10-4	5/8"	1/4"
KRUU10-6	5/8"	3/8"
KRUU10-8	5/8"	1/2"
KRUU12-6	3/4"	3/8"
KRUU12-8	3/4"	1/2"
KRUU12-10	3/4"	5/8"
KRUU16-8	1"	1/2"
KRUU16-10	1"	5/8"
KRUU16-12	1"	3/4"
KRUU16-14	1"	7/8"
KRUU20-12	1.1/4"	3/4"
KRUU20-16	1.1/4"	1"
KRUU24-16	1.1/2"	1"
KRUU24-20	1.1/2"	1.1/4"
KRUU32-16	2"	1"
KRUU32-20	2"	1.1/4"
KRUU32-24	2"	1.1/2"
Tech Sheet 10731		

Equal Male Bulkhead Unions



BSPP

0450	Thread
KREUBH4	1/4"
KREUBH6	3/8"
KREUBH8	1/2"
KREUBH10	5/8"
KREUBH12	3/4"
KREUBH16	1"
KREUBH20	1.1/4"
KREUBH24	1.1/2"
Tech Sheet 10732	

Reducing Bushes

BSPP

0450	Thread	Thread
KRRB4-2	1/4"	1/8"
KRRB6-2	3/8"	1/8"
KRRB6-4	3/8"	1/4"
KRRB8-2	1/2"	1/8"
KRRB8-4	1/2"	1/4"
KRRB8-6	1/2"	3/8"
KRRB10-8	5/8"	1/2"
KRRB12-4	3/4"	1/4"
KRRB12-6	3/4"	3/8"
KRRB12-8	3/4"	1/2"
KRRB16-4	1"	1/4"
KRRB16-6	1"	3/8"
KRRB16-8	1"	1/2"
KRRB16-12	1"	3/4"
KRRB20-4	1.1/4"	1/4"
KRRB20-6	1.1/4"	3/8"
KRRB20-8	1.1/4"	1/2"
KRRB20-12	1.1/4"	3/4"
KRRB20-16	1.1/4"	1"
KRRB24-8	1.1/2"	1/2"
KRRB24-12	1.1/2"	3/4"
KRRB24-16	1.1/2"	1"
KRRB24-20	1.1/2"	1.1/4"
KRRB32-16	2"	1"
KRRB32-20	2"	1.1/4"
KRRB32-24	2"	1.1/2"
Tech Sheet 10733		

Bleed Valve

BSPP

0450	Thread
KRBV2	1/8"
Tech Sheet 10799	

Minimum order quantity on selected items may apply

Over 2. years of proven high performance with a comprehensive history of product approvals and 3rd party accreditations.



HYDRAULIC ADAPTORS
1/8"-3/4" 680 BAR 1"-2" 500 BAR

KR 500

Standard hydraulic adaptors do not adhere to the working pressure of multi spiral hose. Please use KR500 Hydraulic Adaptors for high pressure and multi spiral applications.
Also available in stainless steel and Hiduron upon request.

Maximum Working Pressure:
1/8" to 3/4" 680 bar
1" to 2" 500 bar

Male Elbows

BSPP

0450	Thread
KREME4	1/4"
KREME6	3/8"
KREME8	1/2"
KREME12	3/4"
KREME16	1"
KREME20	1.1/4"
KREME24	1.1/2"
Tech Sheet 10734	

Female Elbows

BSPP

0450	Thread
KREFE2	1/8"
KREFE4	1/4"
KREFE6	3/8"
KREFE8	1/2"
KREFE12	3/4"
KREFE16	1"
KREFE20	1.1/4"
KREFE24	1.1/2"
KREFE32	2"
Tech Sheet 10735	

Fixed Bushes

BSPT Male x BSPP Female

0450	Male Thread	Female Thread
KRAB4T-4	1/4"	1/4"
KRAB6T-4	3/8"	1/4"
KRAB6T-6	3/8"	3/8"
KRAB8T-8	1/2"	1/2"
KRAB12T-12	3/4"	3/4"
KRAB16T-16	1"	1"
KRAB24T-24	1.1/2"	1.1/2"
Tech Sheet 10736		

Female Hexagon Sockets



BSPP

0450	Thread	Thread
KRFA4-2	1/4"	1/8"
KRFA4-4	1/4"	1/4"
KRFA6-2	3/8"	1/8"
KRFA6-4	3/8"	1/4"
KRFA6-6	3/8"	3/8"
KRFA8-2	1/2"	1/8"
KRFA8-4	1/2"	1/4"
KRFA8-6	1/2"	3/8"
KRFA8-8	1/2"	1/2"
KRFA12-12	3/4"	3/4"
KRFA16-16	1"	1"
KRFA20-20	1.1/4"	1.1/4"
Tech Sheet 10737		

Female Tees

BSPP

0450	Thread
KREFT2	1/8"
KREFT4	1/4"
KREFT6	3/8"
KREFT8	1/2"
KREFT12	3/4"
KREFT16	1"
KREFT20	1.1/4"
KREFT24	1.1/2"
KREFT32	2"
Tech Sheet 10738	

Female Branch Tees

BSPP

0450	Thread
KRFOMT4	1/4"
KRFOMT6	3/8"
KRFOMT8	1/2"
KRFOMT12	3/4"
KRFOMT16	1"
KRFOMT20	1.1/4"
KRFOMT24	1.1/2"
Tech Sheet 10739	

Minimum order quantity on selected items may apply

HYDRAULIC ADAPTORS
1/8"-3/4" 680 BAR 1"-2" 500 BAR

Standard hydraulic adaptors do not adhere to the working pressure of multi spiral hose. Please use KR500 Hydraulic Adaptors for high pressure and multi spiral applications.
Also available in stainless steel and Hiduron upon request.

Maximum Working Pressure:
1/8" to 3/4" 680 bar
1" to 2" 500 bar

Plugs



BSPP

0450	Thread
KRP2	1/8"
KRP4	1/4"
KRP6	3/8"
KRP8	1/2"
KRP10	5/8"
KRP12	3/4"
KRP16	1"
KRP20	1.1/4"
KRP24	1.1/2"
KRP32	2"
Tech Sheet 10740	

BSPT

0450	Thread
KRPT2	1/8"
KRPT4	1/4"
KRPT6	3/8"
KRPT8	1/2"
KRPT12	3/4"
KRPT16	1"
KRPT20	1.1/4"
Tech Sheet 10741	

Stud Standpipes



OD Imperial to BSPP

0450	OD	Thread
KR4-2SSAR	1/4"	1/8"
KR4-4SSAR	1/4"	1/4"
KR5-2SSAR	5/16"	1/8"
KR5-4SSAR	5/16"	1/4"
KR5-6SSAR	5/16"	3/8"
KR6-4SSAR	3/8"	1/4"
KR6-6SSAR	3/8"	3/8"
KR8-4SSAR	1/2"	1/4"
KR8-6SSAR	1/2"	3/8"
KR8-8SSAR	1/2"	1/2"
KR10-6SSAR	5/8"	3/8"
KR10-8SSAR	5/8"	1/2"
KR10-12SSAR	5/8"	3/4"
KR12-8SSAR	3/4"	1/2"
KR12-12SSAR	3/4"	3/4"
KR14-8SSAR	7/8"	1/2"
KR14-12SSAR	7/8"	3/4"
KR14-16SSAR	7/8"	1"
KR16-12SSAR	1"	3/4"
KR16-16SSAR	1"	1"
KR20-12SSAR	1.1/4"	3/4"
KR20-16SSAR	1.1/4"	1"
KR20-20SSAR	1.1/4"	1.1/4"
KR32-24SSAR	2"	1.1/2"
KR32-32SSAR	2"	2"
Tech Sheet 10743		

OD Metric to BSPP

0450	OD mm	Thread
KRM6-2SSAR	6	1/8"
KRM6-4SSAR	6	1/4"
KRM8-2SSAR	8	1/8"
KRM8-4SSAR	8	1/4"
KRM8-6SSAR	8	3/8"
KRM10-4SSAR	10	1/4"
KRM10-6SSAR	10	3/8"
KRM12-4SSAR	12	1/4"
KRM12-6SSAR	12	3/8"
KRM12-8SSAR	12	1/2"
KRM16-6SSAR	16	3/8"
KRM16-8SSAR	16	1/2"
KRM16-12SSAR	16	3/4"
KRM20-8SSAR	20	1/2"
KRM20-12SSAR	20	3/4"
KRM22-8SSAR	22	1/2"
KRM22-12SSAR	22	3/4"
KRM22-16SSAR	22	1"
KRM25-12SSAR	25	3/4"
KRM25-16SSAR	25	1"
KRM30-12SSAR	30	3/4"
KRM30-16SSAR	30	1"
KRM30-20SSAR	30	1.1/4"
KRM38-16SSAR	38	1"
KRM38-20SSAR	38	1.1/4"
KRM38-24SSAR	38	1.1/2"
KRM50-24SSAR	50	1.1/2"
KRM50-32SSAR	50	2"
Tech Sheet 10744		

Gauge Adaptors

BSPP

0450	Thread	Thread
KRGA4-4	1/4"	1/4"
KRGA6-4	3/8"	1/4"
KRGA8-4	1/2"	1/4"
Tech Sheet 10742		

Banjos

Seals sold separately

BSPP

0450	Thread
KRA4-4BJ	1/4"
KRA6-6BJ	3/8"
KRA8-8BJ	1/2"
KRA12-12BJ	3/4"
Tech Sheet 10745	

Bleed Plugs (Air)

BSPP

0450	Thread
KRP2AB	1/8"
Tech Sheet 10746	

Minimum order quantity on selected items may apply

PANAM

Stainless Steel Adaptors

HYDRAULIC STAINLESS STEEL ADAPTORS

stainless steel

PANAM

Male x Male Straight Adaptors

BSPP x BSPP

0044	Thread	Thread
2025-1401	1/8"	1/8"
2025-1419	1/4"	1/8"
2025-1427	1/4"	1/4"
2025-1435	3/8"	1/8"
2025-1443	3/8"	1/4"
2025-1450	3/8"	3/8"
2025-1468	1/2"	1/4"
2025-1476	1/2"	3/8"
2025-1484	1/2"	1/2"
2025-1495	5/8"	1/2"
2025-1505	5/8"	5/8"
2025-1520	3/4"	1/4"
2025-1526	3/4"	3/8"
2025-1534	3/4"	1/2"
2025-1538	3/4"	5/8"
2025-1559	3/4"	3/4"
2025-1567	1"	1/2"
2025-1572	1"	5/8"
2025-1583	1"	3/4"
2025-1591	1"	1"
2025-1595	1.1/4"	3/4"
2025-1600	1.1/4"	1"
2025-1609	1.1/4"	1.1/4"
2025-1611	1.1/2"	1"
2025-1615	1.1/2"	1.1/4"
2025-1617	1.1/2"	1.1/2"
2025-1620	2"	1.1/2"
2025-1625	2"	2"

Tech Sheet 20884

BSPP x BSPT

0044	Thread
2033-9693	1/4"
2033-9761	3/8"
2033-9719	1/2"
2033-9727	3/4"
2033-9735	1"

Tech Sheet 20884

BSPP x NPT

0044	BSPP Thread	NPT Thread
2025-1633	1/8"	1/8"
2025-1636	1/8"	1/4"
2025-1639	1/4"	1/8"
2025-1641	1/4"	1/4"
2025-1643	1/4"	3/8"
2025-1656	3/8"	1/4"
2025-1658	3/8"	3/8"
2025-1661	3/8"	1/2"
2025-1671	1/2"	3/8"
2025-1674	1/2"	1/2"
2025-1677	5/8"	1/2"
2025-1679	5/8"	3/4"
2025-1681	3/4"	1/2"
2025-1682	3/4"	3/4"
2025-1684	3/4"	1"
2025-1687	1"	3/4"
2025-1690	1"	1"
2025-1700	1.1/4"	1.1/4"
2025-1710	1.1/2"	1.1/2"
2025-1720	2"	2"

Tech Sheet 20884

BSPT x BSPT

0044	Thread	Thread
2025-1708	1/8"	1/8"
2025-1715	1/4"	1/8"
2025-1724	1/4"	1/4"
2025-1727	3/8"	1/8"
2025-1732	3/8"	1/4"
2025-1740	3/8"	3/8"
2025-1845	1/2"	1/8"
2025-1852	1/2"	1/4"
2025-1856	1/2"	3/8"
2025-1865	1/2"	1/2"
2025-1881	3/4"	1/8"
2025-1885	3/4"	1/4"
2025-1889	3/4"	3/8"
2025-1894	3/4"	1/2"
2025-1898	3/4"	3/4"
2025-1905	1"	1/8"
2025-1910	1"	1/4"
2025-1915	1"	3/8"
2025-1920	1"	1/2"
2025-1925	1"	3/4"
2025-1931	1"	1"
2025-1935	1.1/4"	1"
2025-1940	1.1/4"	1.1/4"
2025-1945	1.1/2"	1"
2025-1950	1.1/2"	1.1/2"
2025-1956	2"	1"
2025-1960	2"	1.1/2"
2025-1965	2"	2"

Tech Sheet 20884

Male x Female Straight Adaptors

Male x Female Swivel, BSPP

0044	Male Thread	Female Thread
2025-1930	1/8"	1/8"
2025-1948	1/4"	1/4"
2025-1955	1/4"	3/8"
2025-1961	1/4"	1/2"
2025-1963	3/8"	1/4"
2025-1971	3/8"	3/8"
2025-1989	3/8"	1/2"
2025-1997	1/2"	3/8"
2025-2003	1/2"	1/2"
2025-2020	1/2"	3/4"
2025-2029	3/4"	1/2"
2025-2037	3/4"	3/4"
2025-2043	3/4"	1"
2025-2060	1"	1"

Tech Sheet 20884

Female Swivel, BSPP x BSPT Male

0044	Thread
2033-9862	1/8"
2033-9867	1/4"
2033-9875	3/8"
2033-9883	1/2"
2033-9891	3/4"
2033-9896	1"

Tech Sheet 20884

Male x Female Fixed, BSPP

0044	Male Thread	Female Thread
2025-8121	1/8"	1/8"
2025-8131	1/4"	1/8"
2025-8142	1/4"	1/4"
2025-8151	3/8"	1/8"
2025-8161	3/8"	1/4"
2025-8171	3/8"	3/8"
2025-8181	1/2"	1/4"
2025-8201	1/2"	3/8"
2025-8211	1/2"	1/2"
2025-8191	3/4"	1/4"
2025-8221	3/4"	3/8"
2025-8231	3/4"	1/2"
2025-8241	3/4"	3/4"
2025-8251	1"	1/2"
2025-8261	1"	1"
2025-8271	1"	3/4"
2025-8281	1.1/4"	1/2"
2025-8291	1.1/4"	3/4"
2025-8301	1.1/4"	1"
2025-8311	1.1/4"	1.1/4"
2025-8321	1.1/2"	3/4"
2025-8331	1.1/2"	1"
2025-8341	1.1/2"	1.1/2"
2025-8351	1.1/2"	1.1/4"
2025-8361	2"	2"

Tech Sheet 20884

HYDRAULIC STAINLESS STEEL ADAPTORS

stainless steel

PANAM

Female x Female Straight Adaptors

Swivel, BSPP

0044	Thread	Thread
2025-2078	1/4"	1/4"
2025-2082	3/8"	1/4"
2025-2086	3/8"	3/8"
2025-2089	1/2"	1/4"
2025-2093	1/2"	3/8"
2025-2094	1/2"	1/2"
2025-2100	5/8"	5/8"
2025-2122	3/4"	1/2"
2025-2132	3/4"	3/4"
2025-2110	1"	1"

Tech Sheet 20884

Fixed Female Hexagon Socket, BSPP

0044	Thread
2025-2466	1/8"
2025-2474	1/4"
2025-2482	3/8"
2025-2490	1/2"
2025-2508	3/4"
2025-2516	1"

Tech Sheet 20884

Elbows

Equal Elbow, BSPP

0044	Thread
2033-9922	1/8"
2033-9933	1/4"
2033-9941	3/8"
2033-9958	1/2"
2033-9962	5/8"
2033-9963	3/4"
2033-9974	1"
2033-9982	1.1/4"
2033-9992	1.1/2"

Tech Sheet 20884

Male x Female Swivel, BSPP

0044	Thread
2025-2185	1/8"
2025-2193	1/4"
2025-2201	3/8"
2025-2219	1/2"
2025-2223	5/8"
2025-2227	3/4"
2025-2232	1"
2025-2240	1.1/4"
2025-2245	1.1/2"

Tech Sheet 20884

Female Swivel, BSPP

0044	Thread
2025-2128	1/8"
2025-2136	1/4"
2025-2151	1/2"
2025-2169	3/4"

Tech Sheet 20884

Tees

Male, BSPP

0044	Thread
2025-2321	1/8"
2025-2326	1/4"
2025-2334	3/8"
2025-2342	1/2"
2025-2449	3/4"
2025-2354	1"

Tech Sheet 20884

Female Swivel, BSPP

0044	Thread
2025-2250	1/4"
2025-2258	3/8"
2025-2263	1/2"
2025-2273	5/8"
2025-2283	3/4"
2025-2293	1"

Tech Sheet 20884

Female Swivel Branch, BSPP

0044	Thread
2025-4001	1/8"
2025-4011	1/4"
2025-4021	3/8"
2025-4031	1/2"
2025-4041	3/4"
2025-4051	1"

Tech Sheet 20884

Female Swivel Run, BSPP

0044	Thread
2025-4501	1/8"
2025-4511	1/4"
2025-4521	3/8"
2025-4531	1/2"
2025-4541	3/4"
2025-4551	1"

Tech Sheet 20884

Bulkhead complete with Locknut

BSPP

0044	Thread
2025-2391	1/4"
2025-2409	3/8"
2025-2417	1/2"
2025-2425	5/8"
2025-2433	3/4"
2025-2441	1"
2025-2445	1.1/4"
2025-2450	1.1/2"

Tech Sheet 20884

Plugs

BSPP

0044	Thread
2033-4002	1/8"
2033-4012	1/4"
2033-4022	3/8"
2033-4032	1/2"
2033-4042	5/8"
2033-4052	3/4"
2033-4062	1"
2033-4072	1.1/4"
2033-4082	1.1/2"
2033-4092	2"

Tech Sheet 20884

BSPT

0044	Thread
2025-2524	1/8"
2025-2532	1/4"
2025-2540	3/8"
2025-2557	1/2"
2025-2565	3/4"
2025-2573	1"
2025-2582	1.1/4"
2025-2592	1.1/2"
2025-2602	2"

Tech Sheet 20884

Caps

BSPP

0044	Thread
2033-8301	1/8"
2033-8311	1/4"
2033-8321	3/8"
2033-8331	1/2"
2033-8341	3/4"
2033-8351	1"

Tech Sheet 20884

316 PRECISION INSTRUMENTATION PIPE FITTINGS

stainless steel

PANAM

Hexagon Nipples

Male x Male, NPT

0342	Thread
PHN-01	1/16″
PHN-02	1/8″
PHN-04	1/4″
PHN-06	3/8″
PHN-08	1/2″
PHN-12	3/4″
PHN-16	1″

Tech Sheet 20885

Hexagon Nipples, Long

Male x Male, NPT

0342	Thread	Length
PHNL-02-L1.5	1/8″	1.5″
PHNL-02-L2	1/8″	2″
PHNL-02-L3	1/8″	3″
PHNL-02-L4	1/8″	4″
PHNL-02-L6	1/8″	6″
PHNL-04-L1.5	1/4″	1.5″
PHNL-04-L2	1/4″	2″
PHNL-04-L3	1/4″	3″
PHNL-04-L4	1/4″	4″
PHNL-04-L6	1/4″	6″
PHNL-06-L1.5	3/8″	1.5″
PHNL-06-L2	3/8″	2″
PHNL-06-L3	3/8″	3″
PHNL-06-L4	3/8″	4″
PHNL-06-L6	3/8″	6″
PHNL-08-L1.5	1/2″	1.5″
PHNL-08-L2	1/2″	2″
PHNL-08-L3	1/2″	3″
PHNL-08-L4	1/2″	4″
PHNL-08-L6	1/2″	6″
PHNL-12-L2	3/4″	2″
PHNL-12-L3	3/4″	3″
PHNL-12-L4	3/4″	4″
PHNL-12-L6	3/4″	6″
PHNL-16-L1.5	1″	1.5″
PHNL-16-L2	1″	2″
PHNL-16-L3	1″	3″
PHNL-16-L4	1″	4″
PHNL-16-L6	1″	6″

Tech Sheet 20885

Reducing Hexagon Nipples

Male x Male, NPT

0342	Thread	Thread
PRHN-02-01	1/8″	1/16″
PRHN-04-02	1/4″	1/8″
PRHN-06-02	3/8″	1/8″
PRHN-06-04	3/8″	1/4″
PRHN-08-02	1/2″	1/8″
PRHN-08-04	1/2″	1/4″
PRHN-08-06	1/2″	3/8″
PRHN-12-06	3/4″	1/4″
PRHN-12-08	3/4″	1/2″
PRHN-16-08	1″	1/2″
PRHN-16-12	1″	3/4″

Tech Sheet 20885

Hexagon Coupling

Female x Female, NPT

0342	Thread
PHC-02	1/8″
PHC-04	1/4″
PHC-06	3/8″
PHC-08	1/2″
PHC-12	3/4″
PHC-16	1″

Tech Sheet 20885

Reducing Hexagon Couplings

Female x Female, NPT

0342	Thread	Thread
PRC-04-02	1/4″	1/8″
PRC-06-04	3/8″	1/4″
PRC-08-02	1/2″	1/8″
PRC-08-04	1/2″	1/4″
PRC-08-06	1/2″	3/8″
PRC-12-04	3/4″	1/4″
PRC-12-08	3/4″	1/2″
PRC-16-08	1″	1/2″

Tech Sheet 20885

Equal Male x Female Adaptors

Male x Female, NPT

0342	Thread
PPA-02	1/8″
PPA-04	1/4″
PPA-06	3/8″
PPA-08	1/2″
PPA-12	3/4″
PPA-16	1″

Tech Sheet 20885

Reducing Male x Female Adaptors

Male x Female, NPT

0342	Male Thread	Female Thread
PRA-02-01	1/16″	1/8″
PRA-04-02	1/8″	1/4″
PRA-06-02	1/8″	3/8″
PRA-06-04	1/4″	3/8″
PRA-08-02	1/8″	1/2″
PRA-08-04	1/4″	1/2″
PRA-08-06	3/8″	1/2″
PRA-12-04	1/4″	3/4″
PRA-12-06	3/8″	3/4″
PRA-12-08	1/2″	3/4″
PRA-16-04	1/4″	1″
PRA-16-08	1/2″	1″
PRA-16-12	3/4″	1″

Tech Sheet 20885

Gauge Adaptor

Male NPT x Female, BSPP

0342	Male Thread	Female Thread
PGA-04-04	1/4″	1/4″
PGA-06-06	3/8″	3/8″
PGA-08-08	1/2″	1/2″

Tech Sheet 20885

316 PRECISION INSTRUMENTATION PIPE FITTINGS

stainless steel

PANAM

Reducing Bushes

Male x Female, NPT

0342	Male Thread	Female Thread
PRB-02-01	1/8"	1/16"
PRB-04-02	1/4"	1/8"
PRB-06-02	3/8"	1/8"
PRB-06-04	3/8"	1/4"
PRB-08-02	1/2"	1/8"
PRB-08-04	1/2"	1/4"
PRB-08-06	1/2"	3/8"
PRB-12-04	3/4"	1/4"
PRB-12-06	3/4"	3/8"
PRB-12-08	3/4"	1/2"
PRB-16-04	1"	1/4"
PRB-16-06	1"	3/8"
PRB-16-08	1"	1/2"
PRB-16-12	1"	3/4"

Tech Sheet 20885

Pipe Caps

NPT

0342	Thread
PCP-02	1/8"
PCP-04	1/4"
PCP-06	3/8"
PCP-08	1/2"
PCP-12	3/4"
PCP-16	1"

Tech Sheet 20885

Pipe Plugs

NPT

0342	Thread
PP-01	1/16"
PP-02	1/8"
PP-04	1/4"
PP-06	3/8"
PP-08	1/2"
PP-12	3/4"
PP-16	1"

Tech Sheet 20885

Equal Elbows

Female, NPT

0342	Thread
PPFE-02	1/8"
PPFE-04	1/4"
PPFE-06	3/8"
PPFE-08	1/2"
PPFE-12	3/4"
PPFE-16	1"

Tech Sheet 20885

Male, NPT

0342	Thread
PPME-02	1/8"
PPME-04	1/4"
PPME-06	3/8"
PPME-08	1/2"

Tech Sheet 20885

Male x Female, NPT

0342	Thread
PSE-01	1/16"
PSE-02	1/8"
PSE-04	1/4"
PSE-06	3/8"
PSE-08	1/2"
PSE-12	3/4"
PSE-16	1"

Tech Sheet 20885

Equal Tees

Female, NPT

0342	Thread
PFT-02	1/8"
PFT-04	1/4"
PFT-06	3/8"
PFT-08	1/2"
PFT-12	3/4"
PFT-16	1"

Tech Sheet 20885

Male, NPT

0342	Thread
PMT-02	1/8"
PMT-04	1/4"
PMT-06	3/8"
PMT-08	1/2"

Tech Sheet 20885

Branch Tees

Female x Male, NPT

0342	Thread
PBT-02	1/8"
PBT-04	1/4"
PBT-06	3/8"
PBT-08	1/2"

Tech Sheet 20885

Equal Crosses

Female, NPT

0342	Thread
PPC-02	1/8"
PPC-04	1/4"
PPC-06	3/8"
PPC-08	1/2"
PPC-12	3/4"
PPC-16	1"

Tech Sheet 20885

10,000 PSI RATED, 316 STAINLESS STEEL ADAPTORS

stainless steel

PANAM

Male x Male Straight Adaptors

BSPP x BSPP

0339	Thread	Thread
2G-2G-MM-10K	1/8"	1/8"
2G-4G-MM-10K	1/8"	1/4"
2G-6G-MM-10K	1/8"	3/8"
2G-8G-MM-10K	1/8"	1/2"
2G-12G-MM-10K	1/8"	3/4"
2G-16G-MM-10K	1/8"	1"
4G-4G-MM-10K	1/4"	1/4"
4G-6G-MM-10K	1/4"	3/8"
4G-8G-MM-10K	1/4"	1/2"
4G-12G-MM-10K	1/4"	3/4"
4G-16G-MM-10K	1/4"	1"
6G-6G-MM-10K	3/8"	3/8"
6G-8G-MM-10K	3/8"	1/2"
6G-12G-MM-10K	3/8"	3/4"
6G-16G-MM-10K	3/8"	1"
8G-8G-MM-10K	1/2"	1/2"
8G-12G-MM-10K	1/2"	3/4"
8G-16G-MM-10K	1/2"	1"
12G-12G-MM-10K	3/4"	3/4"
12G-16G-MM-10K	3/4"	1"
16G-16G-MM-10K	1"	1"

Tech Sheet 20887

BSPP x NPT

0339	Thread	Thread
2G-2N-MM-10K	1/8"	1/8"
2G-4N-MM-10K	1/8"	1/4"
2G-6N-MM-10K	1/8"	3/8"
2G-8N-MM-10K	1/8"	1/2"
2G-12N-MM-10K	1/8"	3/4"
2G-16N-MM-10K	1/8"	1"
4G-2N-MM-10K	1/4"	1/8"
4G-4N-MM-10K	1/4"	1/4"
4G-6N-MM-10K	1/4"	3/8"
4G-8N-MM-10K	1/4"	1/2"
4G-12N-MM-10K	1/4"	3/4"
4G-16N-MM-10K	1/4"	1"
6G-4N-MM-10K	3/8"	1/4"
6G-6N-MM-10K	3/8"	3/8"
6G-8N-MM-10K	3/8"	1/2"
6G-12N-MM-10K	3/8"	3/4"
6G-16N-MM-10K	3/8"	1"
8G-4N-MM-10K	1/2"	1/4"
8G-6N-MM-10K	1/2"	3/8"
8G-8N-MM-10K	1/2"	1/2"
8G-12N-MM-10K	1/2"	3/4"
8G-16N-MM-10K	1/2"	1"
12G-12N-MM-10K	3/4"	3/4"
12G-16N-MM-10K	3/4"	1"
16G-16N-MM-10K	1"	1"

Tech Sheet 20887

BSPP x JIC

0339	Thread	Thread
2G-4J-MM-10K	1/8"	7/16"
2G-6J-MM-10K	1/8"	9/16"
4G-4J-MM-10K	1/4"	7/16"
4G-6J-MM-10K	1/4"	9/16"
4G-8J-MM-10K	1/4"	3/4"
6G-4J-MM-10K	3/8"	7/16"
6G-6J-MM-10K	3/8"	9/16"
6G-8J-MM-10K	3/8"	3/4"
6G-10J-MM-10K	3/8"	7/8"
6G-12J-MM-10K	3/8"	1.1/16"
8G-4J-MM-10K	1/2"	7/16"
8G-8J-MM-10K	1/2"	3/4"
8G-10J-MM-10K	1/2"	7/8"
8G-12J-MM-10K	1/2"	1.1/16"
8G-16J-MM-10K	1/2"	1.5/16"
12G-8J-MM-10K	3/4"	3/4"
12G-10J-MM-10K	3/4"	7/8"
12G-12J-MM-10K	3/4"	1.1/16"
12G-16J-MM-10K	3/4"	1.5/16"
16G-10J-MM-10K	1"	7/8"
16G-12J-MM-10K	1"	1.1/16"
16G-16J-MM-10K	1"	1.5/16"

Tech Sheet 20887

NPT x NPT

0339	Thread	Thread
2N-2N-MM-10K	1/8"	1/8"
2N-4N-MM-10K	1/8"	1/4"
4N-4N-MM-10K	1/4"	1/4"
4N-6N-MM-10K	1/4"	3/8"
4N-8N-MM-10K	1/4"	1/2"
6N-2N-MM-10K	3/8"	1/8"
6N-6N-MM-10K	3/8"	3/8"
6N-8N-MM-10K	3/8"	1/2"
8N-2N-MM-10K	1/2"	1/8"
8N-8N-MM-10K	1/2"	1/2"
12N-2N-MM-10K	3/4"	1/8"
12N-4N-MM-10K	3/4"	1/4"
12N-6N-MM-10K	3/4"	3/8"
12N-8N-MM-10K	3/4"	1/2"
12N-12N-MM-10K	3/4"	3/4"
16N-2N-MM-10K	1"	1/8"
16N-4N-MM-10K	1"	1/4"
16N-6N-MM-10K	1"	3/8"
16N-8N-MM-10K	1"	1/2"
16N-12N-MM-10K	1"	3/4"
16N-16N-MM-10K	1"	1"

Tech Sheet 20887

These fittings within the industry are known as 10K fittings which have a 10,000 psi working pressure rating.

All BSPP fittings are 60° coned for connection to hoses.

Maximum Working Pressure:
10,000 psi (690 bar)

NPT x JIC

0339	Thread	Thread
2N-2J-MM-10K	1/8"	5/16"
2N-4J-MM-10K	1/8"	7/16"
4N-4J-MM-10K	1/4"	7/16"
4N-6J-MM-10K	1/4"	9/16"
4N-8J-MM-10K	1/4"	3/4"
6N-4J-MM-10K	3/8"	7/16"
6N-6J-MM-10K	3/8"	9/16"
6N-8J-MM-10K	3/8"	3/4"
6N-12J-MM-10K	3/8"	1.1/16"
8N-4J-MM-10K	1/2"	7/16"
8N-6J-MM-10K	1/2"	9/16"
8N-8J-MM-10K	1/2"	3/4"
8N-12J-MM-10K	1/2"	1.1/16"
12N-8J-MM-10K	3/4"	3/4"
12N-12J-MM-10K	3/4"	1.1/16"
12N-16J-MM-10K	3/4"	1.5/16"
16N-12J-MM-10K	1"	1.1/16"
16N-16J-MM-10K	1"	1.5/16"

Tech Sheet 20887

JIC x JIC

0339	Thread	Thread
4J-4J-MM-10K	7/16"	7/16"
4J-6J-MM-10K	7/16"	9/16"
4J-8J-MM-10K	7/16"	3/4"
6J-6J-MM-10K	9/16"	9/16"
6J-8J-MM-10K	9/16"	3/4"
6J-10J-MM-10K	9/16"	7/8"
8J-8J-MM-10K	3/4"	3/4"
8J-10J-MM-10K	3/4"	7/8"
8J-12J-MM-10K	3/4"	1.1/16"
10J-10J-MM-10K	7/8"	7/8"
10J-12J-MM-10K	7/8"	1.1/16"
10J-16J-MM-10K	7/8"	1.5/16"
12J-16J-MM-10K	1.1/16"	1.5/16"
16J-16J-MM-10K	1.5/16"	1.5/16"

Tech Sheet 20887

10,000 PSI RATED, 316 STAINLESS STEEL ADAPTORS

stainless steel

PANAM

These fittings within the industry are known as 10K fittings which have a 10,000 psi working pressure rating.
All BSPP fittings are 60° coned for connection to hoses.

Maximum Working Pressure:
10,000 psi (690 bar)

Male x Female Straight Adaptors

BSPP x BSPP

0339	Male Thread	Female Thread
2G-2G-MF-A-10K	1/8"	1/8"
2G-4G-MF-A-10K	1/8"	1/4"
2G-6G-MF-A-10K	1/8"	3/8"
2G-8G-MF-A-10K	1/8"	1/2"
2G-12G-MF-A-10K	1/8"	3/4"
4G-4G-MF-A-10K	1/4"	1/4"
4G-6G-MF-A-10K	1/4"	3/8"
4G-8G-MF-A-10K	1/4"	1/2"
4G-12G-MF-A-10K	1/4"	3/4"
4G-16G-MF-A-10K	1/4"	1"
6G-6G-MF-A-10K	3/8"	3/8"
6G-8G-MF-A-10K	3/8"	1/2"
6G-12G-MF-A-10K	3/8"	3/4"
6G-16G-MF-A-10K	3/8"	1"
8G-8G-MF-A-10K	1/2"	1/2"
8G-12G-MF-A-10K	1/2"	3/4"
8G-16G-MF-A-10K	1/2"	1"
12G-12G-MF-A-10K	3/4"	3/4"
12G-16G-MF-A-10K	3/4"	1"
16G-16G-MF-A-10K	1"	1"
Tech Sheet 20887		

NPT x NPT

0339	Male Thread	Female Thread
2N-2N-MF-A-10K	1/8"	1/8"
2N-4N-MF-A-10K	1/8"	1/4"
2N-6N-MF-A-10K	1/8"	3/8"
2N-8N-MF-A-10K	1/8"	1/2"
2N-12N-MF-A-10K	1/8"	3/4"
4N-4N-MF-A-10K	1/4"	1/4"
4N-6N-MF-A-10K	1/4"	3/8"
4N-8N-MF-A-10K	1/4"	1/2"
4N-12N-MF-A-10K	1/4"	3/4"
4N-16N-MF-A-10K	1/4"	1"
6N-6N-MF-A-10K	3/8"	3/8"
6N-8N-MF-A-10K	3/8"	1/2"
6N-12N-MF-A-10K	3/8"	3/4"
6N-16N-MF-A-10K	3/8"	1"
8N-8N-MF-A-10K	1/2"	1/2"
8N-12N-MF-A-10K	1/2"	3/4"
8N-16N-MF-A-10K	1/2"	1"
12N-12N-MF-A-10K	3/4"	3/4"
12N-16N-MF-A-10K	3/4"	1"
16N-16N-MF-A-10K	1"	1"
Tech Sheet 20887		

JIC x NPT

0339	Male Thread	Female Thread
4J-2N-MF-A-10K	7/16"-20	1/8"
4J-4N-MF-A-10K	7/16"-20	1/4"
6J-4N-MF-A-10K	9/16"-18	1/4"
4J-6N-MF-A-10K	7/16"-20	3/8"
6J-6N-MF-A-10K	9/16"-18	3/8"
8J-6N-MF-A-10K	3/4"-16	3/8"
8J-8N-MF-A-10K	9/16"-18	1/2"
10J-8N-MF-A-10K	3/4"-16	1/2"
12J-8N-MF-A-10K	7/8"-14	1/2"
12J-12N-MF-A-10K	3/4"-16	1/2"
16J-16N-MF-A-10K	7/8"-14	1/2"
Tech Sheet 20887		

BSPP x JIC, Swivel

0339	Male Thread	Female Thread
4G-4J-MF-10K	1/4"	7/16"
4G-5J-MF-10K	1/4"	1/2"
4G-6J-MF-10K	1/4"	9/16"
6G-6J-MF-10K	3/8"	9/16"
8G-6J-MF-10K	1/2"	9/16"
6G-8J-MF-10K	3/8"	3/4"
8G-8J-MF-10K	1/2"	3/4"
6G-10J-MF-10K	3/8"	7/8"
8G-10J-MF-10K	1/2"	7/8"
12G-10J-MF-10K	3/4"	7/8"
8G-12J-MF-10K	1/2"	1.1/16"
12G-12J-MF-10K	3/4"	1.1/16"
16G-12J-MF-10K	1"	1.1/16"
12G-16J-MF-10K	3/4"	1.5/16"
16G-16J-MF-10K	1"	1.5/16"
Tech Sheet 20887		

NPT x JIC, Swivel

0339	Male Thread	Female Thread
4N-4J-MF-10K	1/4"	7/16"
6N-6J-MF-10K	3/8"	9/16"
6N-8J-MF-10K	3/8"	3/4"
8N-10J-MF-10K	1/2"	7/8"
8N-12J-MF-10K	1/2"	1.1/16"
12N-12J-MF-10K	3/4"	1.1/16"
12N-14J-MF-10K	3/4"	1.3/16"
12N-16J-MF-10K	3/4"	1.5/16"
16N-16J-MF-10K	1"	1.5/16"
Tech Sheet 20887		

JIC x JIC, Swivel

0339	Male Thread	Female Thread
4J-4J-MF-10K	7/16"	7/16"
4J-6J-MF-10K	7/16"	9/16"
4J-8J-MF-10K	7/16"	3/4"
6J-4J-MF-10K	9/16"	7/16"
6J-6J-MF-10K	9/16"	9/16"
6J-8J-MF-10K	9/16"	3/4"
8J-4J-MF-10K	3/4"	7/16"
8J-6J-MF-10K	3/4"	9/16"
10J-8J-MF-10K	7/8"	3/4"
12J-8J-MF-10K	1.1/16"	3/4"
12J-12J-MF-10K	1.1/16"	1.1/16"
14J-12J-MF-10K	1.3/16"	1.1/16"
16J-12J-MF-10K	1.5/16"	1.1/16"
16J-16J-MF-10K	1.5/16"	1.5/16"
Tech Sheet 20887		

KR 500



For **Hydraulic Adaptors** see pages **82-84**

10,000 PSI RATED, 316 STAINLESS STEEL ADAPTORS

stainless steel

PANAM

These fittings within the industry are known as 10K fittings which have a 10,000 psi working pressure rating.
All BSPP fittings are 60° coned for connection to hoses.

Maximum Working Pressure:
10,000 psi (690 bar)

Male x Female Straight Reducers

BSPP

0339	Male Thread	Female Thread
4G-2G-MF-B-10K	1/4"	1/8"
6G-2G-MF-B-10K	3/8"	1/8"
6G-4G-MF-B-10K	3/8"	1/4"
8G-2G-MF-B-10K	1/2"	1/8"
8G-4G-MF-B-10K	1/2"	1/4"
8G-6G-MF-B-10K	1/2"	3/8"
12G-2G-MF-B-10K	3/4"	1/8"
12G-4G-MF-B-10K	3/4"	1/4"
12G-6G-MF-B-10K	3/4"	3/8"
12G-8G-MF-B-10K	3/4"	1/2"
16G-2G-MF-B-10K	1"	1/8"
16G-4G-MF-B-10K	1"	1/4"
16G-6G-MF-B-10K	1"	3/8"
16G-8G-MF-B-10K	1"	1/2"
16G-12G-MF-B-10K	1"	3/4"
Tech Sheet 20887		

NPT

0339	Male Thread	Female Thread
4N-2N-MF-B-10K	1/4"	1/8"
6N-2N-MF-B-10K	3/8"	1/8"
6N-4N-MF-B-10K	3/8"	1/4"
8N-2N-MF-B-10K	1/2"	1/8"
8N-4N-MF-B-10K	1/2"	1/4"
8N-6N-MF-B-10K	1/2"	3/8"
12N-2N-MF-B-10K	3/4"	1/8"
12N-4N-MF-B-10K	3/4"	1/4"
12N-6N-MF-B-10K	3/4"	3/8"
12N-8N-MF-B-10K	3/4"	1/2"
16N-2N-MF-B-10K	1"	1/8"
16N-4N-MF-B-10K	1"	1/4"
16N-6N-MF-B-10K	1"	3/8"
16N-8N-MF-B-10K	1"	1/2"
16N-12N-MF-B-10K	1"	3/4"
Tech Sheet 20887		

Female x Female Straight Adaptors

Swivel, BSPP

0339	Thread	Thread
4G-4G-FF-10K	1/4"	1/4"
4G-6G-FF-10K	1/4"	3/8"
4G-8G-FF-10K	1/4"	1/2"
6G-6G-FF-10K	3/8"	3/8"
6G-8G-FF-10K	3/8"	1/2"
8G-8G-FF-10K	1/2"	1/2"
12G-12G-FF-10K	3/4"	3/4"
16G-16G-FF-10K	1"	1"
Tech Sheet 20887		

Fixed, NPT

0339	Thread	Thread
2N-2N-FF-10K	1/8"	1/8"
2N-4N-FF-10K	1/8"	1/4"
2N-6N-FF-10K	1/8"	3/8"
2N-8N-FF-10K	1/8"	1/2"
2N-12N-FF-10K	1/8"	3/4"
2N-16N-FF-10K	1/8"	1"
4N-4N-FF-10K	1/4"	1/4"
4N-6N-FF-10K	1/4"	3/8"
4N-8N-FF-10K	1/4"	1/2"
4N-12N-FF-10K	1/4"	3/4"
4N-16N-FF-10K	1/4"	1"
6N-6N-FF-10K	3/8"	3/8"
6N-8N-FF-10K	3/8"	1/2"
6N-12N-FF-10K	3/8"	3/4"
6N-16N-FF-10K	3/8"	1"
8N-8N-FF-10K	1/2"	1/2"
8N-12N-FF-10K	1/2"	3/4"
8N-16N-FF-10K	1/2"	1"
12N-12N-FF-10K	3/4"	3/4"
12N-16N-FF-10K	3/4"	1"
16N-16N-FF-10K	1"	1"
Tech Sheet 20887		

Swivel, JIC

0339	Thread	Thread
4J-4J-FF-10K	7/16"	7/16"
4J-6J-FF-10K	7/16"	9/16"
4J-8J-FF-10K	9/16"	3/4"
6J-6J-FF-10K	9/16"	9/16"
6J-8J-FF-10K	9/16"	3/4"
8J-8J-FF-10K	3/4"	3/4"
12J-12J-FF-10K	1.1/16"	1.1/16"
16J-16J-FF-10K	1.5/16"	1.5/16"
Tech Sheet 20887		

Male x Male Elbows

BSPP

0339	Thread
2G-E-MM-10K	1/8"
4G-E-MM-10K	1/4"
6G-E-MM-10K	3/8"
8G-E-MM-10K	1/2"
12G-E-MM-10K	3/4"
16G-E-MM-10K	1"
Tech Sheet 20887	

NPT

0339	Thread
2N-E-MM-10K	1/8"
4N-E-MM-10K	1/4"
6N-E-MM-10K	3/8"
8N-E-MM-10K	1/2"
12N-E-MM-10K	3/4"
16N-E-MM-10K	1"
Tech Sheet 20887	

10,000 PSI RATED, 316 STAINLESS STEEL ADAPTORS

stainless steel

PANAM

These fittings within the industry are known as 10K fittings which have a 10,000 psi working pressure rating.
All BSPP fittings are 60° coned for connection to hoses.

Maximum Working Pressure:
10,000 psi (690 bar)

Male x Female Elbows

Swivel, BSPP

0339	Thread
2G-E-MF-10K	1/8"
4G-E-MF-10K	1/4"
6G-E-MF-10K	3/8"
8G-E-MF-10K	1/2"
12G-E-MF-10K	3/4"
16G-E-MF-10K	1"
Tech Sheet 20887	

Fixed, NPT

0339	Thread
2N-E-MF-10K	1/8"
4N-E-MF-10K	1/4"
6N-E-MF-10K	3/8"
8N-E-MF-10K	1/2"
12N-E-MF-10K	3/4"
16N-E-MF-10K	1"
Tech Sheet 20887	

Swivel, JIC

0339	Thread
4J-E-MF-10K	7/16"
6J-E-MF-10K	9/16"
8J-E-MF-10K	3/4"
10J-E-MF-10K	7/8"
12J-E-MF-10K	1.1/16"
16J-E-MF-10K	1.5/16"
Tech Sheet 20887	

NPT x JIC

0339	Male Thread	Female Thread
4N-4J-E-MF-10K	1/4"	7/16"
6N-6J-E-MF-10K	3/8"	9/16"
8N-8J-E-MF-10K	1/2"	3/4"
12N-12J-E-MF-10K	3/4"	1.1/16"
Tech Sheet 20887		

Female x Female Elbows

BSPP

0339	Thread
2G-E-FF-10K	1/8"
4G-E-FF-10K	1/4"
6G-E-FF-10K	3/8"
8G-E-FF-10K	1/2"
12G-E-FF-10K	3/4"
16G-E-FF-10K	1"
Tech Sheet 20887	

NPT

0339	Thread
2N-E-10K	1/8"
4N-E-10K	1/4"
6N-E-10K	3/8"
8N-E-10K	1/2"
12N-E-10K	3/4"
16N-E-10K	1"
Tech Sheet 20887	

JIC

0339	Thread
2J-E-FF-10K	7/16"
4J-E-FF-10K	9/16"
6J-E-FF-10K	3/4"
8J-E-FF-10K	7/8"
12J-E-FF-10K	1.1/16"
16J-E-FF-10K	1.5/16"
Tech Sheet 20887	

Male x Male Tees

BSPP

0339	Thread
2G-T-MM-10K	1/8"
4G-T-MM-10K	1/4"
6G-T-MM-10K	3/8"
8G-T-MM-10K	1/2"
12G-T-MM-10K	3/4"
16G-T-MM-10K	1"
Tech Sheet 20887	

NPT

0339	Thread
2N-T-MM-10K	1/8"
4N-T-MM-10K	1/4"
6N-T-MM-10K	3/8"
8N-T-MM-10K	1/2"
12N-T-MM-10K	3/4"
16N-T-MM-10K	1"
Tech Sheet 20887	

JIC

0339	Thread
4J-T-MM-10K	7/16"
5J-T-MM-10K	1/2"
6J-T-MM-10K	9/16"
8J-T-MM-10K	3/4"
10J-T-MM-10K	7/8"
12J-T-MM-10K	1.1/16"
14J-T-MM-10K	1.3/16"
16J-T-MM-10K	1.5/16"
Tech Sheet 20887	

FT PRO

stainless steel

For **Stainless Steel Gauges**
see pages **414-416**

10,000 PSI RATED, 316 STAINLESS STEEL ADAPTORS

stainless steel

PANAM

These fittings within the industry are known as 10K fittings which have a 10,000 psi working pressure rating.
All BSPP fittings are 60° coned for connection to hoses.

Maximum Working Pressure:
10,000 psi (690 bar)

Female x Female Tees

BSPP

0339	Thread
2G-T-FF-10K	1/8"
4G-T-FF-10K	1/4"
6G-T-FF-10K	3/8"
8G-T-FF-10K	1/2"
12G-T-FF-10K	3/4"
16G-T-FF-10K	1"
Tech Sheet 20887	

NPT

0339	Thread
2N-T-10K	1/8"
4N-T-10K	1/4"
6N-T-10K	3/8"
8N-T-10K	1/2"
12N-T-10K	3/4"
Tech Sheet 20887	

JIC

0339	Thread
2J-T-FF-10K	7/16"
4J-T-FF-10K	9/16"
6J-T-FF-10K	3/4"
8J-T-FF-10K	7/8"
12J-T-FF-10K	1.1/16"
16J-T-FF-10K	1.5/16"
Tech Sheet 20887	

Female Equal Cross

NPT

0339	Thread
2N-X-10K	1/8"
4N-X-10K	1/4"
6N-X-10K	3/8"
8N-X-10K	1/2"
12N-X-10K	3/4"
16N-X-10K	1"
Tech Sheet 20887	

Plugs

BSPP

0339	Thread
2G-P-10K	1/8"
4G-P-10K	1/4"
6G-P-10K	3/8"
8G-P-10K	1/2"
12G-P-10K	3/4"
16G-P-10K	1"
Tech Sheet 20887	

NPT

0339	Thread
2N-P-10K	1/8"
4N-P-10K	1/4"
6N-P-10K	3/8"
8N-P-10K	1/2"
12N-P-10K	3/4"
16N-P-10K	1"
Tech Sheet 20887	

JIC

0339	Thread
4J-P-10K	7/16"
6J-P-10K	9/16"
8J-P-10K	3/4"
10J-P-10K	7/8"
12J-P-10K	1.1/16"
16J-P-10K	1.5/16"
Tech Sheet 20887	

Caps

BSPP

0339	Thread
2G-C-10K	1/8"
4G-C-10K	1/4"
6G-C-10K	3/8"
8G-C-10K	1/2"
12G-C-10K	3/4"
16G-C-10K	1"
Tech Sheet 20887	

NPT

0339	Thread
2N-C-10K	1/8"
4N-C-10K	1/4"
6N-C-10K	3/8"
8N-C-10K	1/2"
12N-C-10K	3/4"
16N-C-10K	1"
Tech Sheet 20887	

JIC

0339	Thread
4J-C-10K	7/16"
6J-C-10K	9/16"
8J-C-10K	3/4"
10J-C-10K	7/8"
12J-C-10K	1.1/16"
16J-C-10K	1.5/16"
Tech Sheet 20887	

FT PRO

For **Glycerine Gauges & Accessories**
see pages **263-264**

37° JIC STAINLESS STEEL FLARE FITTINGS

stainless steel

PANAM

Male Stud Couplings

UNF

0215	Thread
205BM6	7/16"-20
205BM8	1/2"-20
205BM10	9/16"-18
205BM12	3/4"-16
205BM16	7/8"-14
205BM20	1.1/16"-12
205BM22	1.3/16"-12
205BM25	1.5/16"-12
205BM32	1.5/8"-12
Tech Sheet 20886	

UNF x BSPT

0215	Thread	Thread
210BM6R18	7/16"-20	1/8"
210BM6R14	7/16"-20	1/4"
210BM6R12	7/16"-20	1/2"
210BM8R18	1/2"-20	1/8"
210BM8R14	1/2"-20	1/4"
210BM10R14	9/16"-18	1/4"
210BM10R18	9/16"-18	1/8"
210BM10R38	9/16"-18	3/8"
210BM10R12	9/16"-18	1/2"
210BM12R14	3/4"-16	1/4"
210BM12R38	3/4"-16	3/8"
210BM12R12	3/4"-16	1/2"
210BM16R12	7/8"-14	1/2"
210BM16R34	7/8"-14	3/4"
210BM20R12	1.1/16"-12	1/2"
210BM20R34	1.1/16"-12	3/4"
210BM20R1	1.1/16"-12	1"
210BM22R34	1.3/16"-12	3/4"
210BM25R34	1.5/16"-12	3/4"
210BM25R1	1.5/16"-12	1"
210BM32R1	1.5/8"-12	1"
210BM32R114	1.5/8"-12	1.1/4"
210BM38R112	1.7/8"-12	1.1/2"
Tech Sheet 20886		

UNF x BSPP

0215	Thread	Thread
210SM6G18	7/16"-20	1/8"
210SM6G14	7/16"-20	1/4"
210SM6G38	7/16"-20	3/8"
210SM6G12	7/16"-20	1/2"
210SM8G18	1/2"-20	1/8"
210SM8G14	1/2"-20	1/4"
210SM8G38	1/2"-20	3/8"
210SM10G18	9/16"-18	1/8"
210SM10G14	9/16"-18	1/4"
210SM10G38	9/16"-18	3/8"
210SM10G12	9/16"-18	1/2"
210SM12G14	3/4"-16	1/4"
210SM12G38	3/4"-16	3/8"
210SM12G12	3/4"-16	1/2"
210SM12G34	3/4"-16	3/4"
210SM16G38	7/8"-14	3/8"
210SM16G12	7/8"-14	1/2"
210SM16G34	7/8"-14	3/4"
210SM20G12	1.1/16"-12	1/2"
210SM20G34	1.1/16"-12	3/4"
210SM20G1	1.1/16"-12	1"
210SM22G34	1.3/16"-12	3/4"
210SM25G34	1.5/16"-12	3/4"
210SM25G1	1.5/16"-12	1"
210SM25G114	1.5/16"-12	1.1/4"
210SM32G1	1.5/8"-12	1"
210SM32G114	1.5/8"-12	1.1/4"
210SM38G114	1.7/8"-12	1.1/4"
210SM38G112	1.7/8"-12	1.1/2"
Tech Sheet 20886		

UNF x NPT

0215	Thread	Thread
214BM6N18	7/16"-20	1/8"
214BM6N14	7/16"-20	1/4"
214BM8N18	1/2"-20	1/8"
214BM8N14	1/2"-20	1/4"
214BM10N18	9/16"-18	1/8"
214BM10N14	9/16"-18	1/4"
214BM10N38	9/16"-18	3/8"
214BM10N12	9/16"-18	1/2"
214BM12N14	3/4"-16	1/4"
214BM12N38	3/4"-16	3/8"
214BM12N12	3/4"-16	1/2"
214BM12N34	3/4"-16	3/4"
214BM16N12	7/8"-14	1/2"
214BM20N12	1.1/16"-12	1/2"
214BM20N34	1.1/16"-12	3/4"
214BM20N1	1.1/16"-12	1"
214BM25N34	1.5/16"-12	3/4"
214BM25N1	1.5/16"-12	1"
214BM32N1	1.5/8"-12	1"
214BM32N114	1.5/8"-12	1.1/4"
214BM38N114	1.7/8"-12	1.1/4"
214BM38N112	1.7/8"-12	1.1/2"
Tech Sheet 20886		

stainless steel

For **316 Stainless Steel Tubing** see page **183**

For Flaretite Seals see page 111

37° JIC STAINLESS STEEL FLARE FITTINGS

stainless steel

PANAM

Female Stud Couplings

Male UNF x Female BSPP

0215	Male Thread	Female Thread
230BM6G18	7/16"-20	1/8"
230BM6G14	7/16"-20	1/4"
230BM6G12	7/16"-20	1/2"
230BM8G14	1/2"-20	1/4"
230BM10G18	9/16"-18	1/8"
230BM10G14	9/16"-18	1/4"
230BM10G38	9/16"-18	3/8"
230BM10G12	9/16"-18	1/2"
230BM12G14	3/4"-16	1/4"
230BM12G38	3/4"-16	3/8"
230BM12G12	3/4"-16	1/2"
230BM12G34	3/4"-16	3/4"
230BM16G38	7/8"-14	3/8"
230BM16G12	7/8"-14	1/2"
230BM16G34	7/8"-14	3/4"
230BM18G1	1.1/16"-12	1"
230BM22G34	1.3/16"-12	3/4"
230BM25G34	1.5/16"-12	3/4"
230BM25G1	1.5/16"-12	1"
230BM32G1	1.5/8"-12	1"
230BM32G114	1.5/8"-12	1.1/4"
230BM38G114	1.7/8"-12	1.1/2"
230BM38G112	1.7/8"-12	1.1/2"
Tech Sheet 20886		

Male UNF x Female NPT

0215	Male Thread	Female Thread
232BM6N18	7/16"-20	1/8"
232BM6N14	7/16"-20	1/4"
232BM8N14	1/2"-20	1/4"
232BM10N14	9/16"-18	1/4"
232BM10N38	9/16"-18	3/8"
232BM12N12	3/4"-16	1/2"
232BM20N12	1.1/16"-12	1/2"
232BM20N34	1.1/16"-12	3/4"
232BM25N1	1.5/16"-12	1"
232BM32N114	1.5/8"-12	1.1/4"
232BM38N112	1.7/8"-12	1.1/2"
Tech Sheet 20886		

Male UNF x Female BSPT

0215	Male Thread	Female Thread
231M6R18	7/16"-20	1/8"
231M6R14	7/16"-20	1/4"
231M6R12	7/16"-20	1/2"
231M8R18	1/2"-20	1/8"
231M8R14	1/2"-20	1/4"
231M10R18	9/16"-18	1/8"
231M10R14	9/16"-18	1/4"
231M10R38	9/16"-18	3/8"
231M10R12	9/16"-18	1/2"
231M12R14	3/4"-16	1/4"
231M12R38	3/4"-16	3/8"
231M12R12	3/4"-16	1/2"
231M12R34	3/4"-16	3/4"
231M16R38	7/8"-14	3/8"
231M16R12	7/8"-14	1/2"
231M16R34	7/8"-14	3/4"
231M18R34	1.1/16"-12	3/4"
231M18R1	1.1/16"-12	1"
231M22R34	1.3/16"-12	3/4"
231M25R34	1.5/16"-12	3/4"
231M25R1	1.5/16"-12	1"
231M32R1	1.5/8"-12	1"
231M32R114	1.5/8"-12	1.1/4"
231M38R114	1.7/8"-12	1.1/4"
231M38R112	1.7/8"-12	1.1/2"
Tech Sheet 20886		

Female Swivel Connectors

Male UNF x Female UNF

0215	Male Thread	Female Thread
273M6U716	7/16"-20	7/16"-20
273M8U716	1/2"-20	7/16"-20
273M8U12	1/2"-20	1/2"-20
273M10U716	9/16"-18	7/16"-20
273M10U916	9/16"-18	9/16"-18
273M12U916	3/4"-16	9/16"-18
273M16U34	7/8"-14	3/4"-16
273M18U34	1.1/16"-12	3/4"-16
273M18U1116	1.1/16"-12	1.1/16"-12
273M22U1116	1.3/16"-12	1.1/16"-12
273M25U1116	1.5/16"-12	1.1/16"-12
273M25U1516	1.5/16"-12	1.5/16"-12
Tech Sheet 20886		

Male BSPP x Female UNF

0215	Male Thread	Female Thread
273M6G18	1/8"	7/16"-20
273M8G18	1/8"	1/2"-20
273M8G14	1/4"	1/2"-20
273M10G14	1/4"	9/16"-18
273M10G38	3/8"	9/16"-18
273M12G38	3/8"	3/4"-16
273M16G12	1/2"	7/8"-14
273M20G34	3/4"	1.1/16"-12
273M22G34	3/4"	1.3/16"-12
273M25G1	1"	1.5/16"-12
273M32G114	1.1/4"	1.5/8"-12
273M38G112	1.1/2"	1.7/8"-12
Tech Sheet 20886		

Male NPT x Female UNF

0215	Male Thread	Female Thread
276M6N18	1/8"	7/16"-20
276M8N18	1/8"	1/2"-20
276M6N14	1/4"	7/16"-20
276M8N14	1/4"	1/2"-20
276M10N14	1/4"	9/16"-18
276M10N38	3/8"	9/16"-18
276M12N38	3/8"	3/4"-16
276M16N12	1/2"	7/8"-14
276M20N12	1/2"	1.1/16"-12
276M20N34	3/4"	1.1/16"-12
276M22N34	3/4"	1.3/16"-12
276M25N34	3/4"	1.5/16"-12
276M25N1	1"	1.5/16"-12
276M32N114	1.1/4"	1.5/8"-12
276M38N112	1.1/2"	1.7/8"-12
Tech Sheet 20886		

Male BSPT x Female UNF

0215	Male Thread	Female Thread
273M6R18	1/8"	7/16"-20
273M8R14	1/4"	1/2"-20
273M10R14	1/4"	9/16"-18
273M12R14	1/4"	3/4"-16
273M12R38	3/8"	3/4"-16
273M16R12	1/2"	7/8"-14
273M20R12	1/2"	1.1/16"-12
273M20R34	3/4"	1.1/16"-12
273M22R34	3/4"	1.3/16"-12
273M25R34	3/4"	1.5/16"-12
273M25R1	1"	1.5/16"-12
273M32R114	1.1/4"	1.5/8"-12
273M38R112	1.1/2"	1.7/8"-12
Tech Sheet 20886		

37° JIC STAINLESS STEEL FLARE FITTINGS

stainless steel

PANAM

Bulkhead Unions

Bulkhead complete with Locknut, UNF

0215	Thread
204M6U716	7/16"-20
204M8U12	1/2"-20
204M10U916	9/16"-18
204M12U34	3/4"-16
204M16U78	7/8"-14
204M18U1116	1.1/16"-12
204M22U1316	1.3/16"-12
204M25U1516	1.5/16"-12
204M32U158	1.5/8"-12
204M38U178	1.7/8"-12
Tech Sheet 20886	

Bulkhead Locknuts

0215	Thread
199M6U716	7/16"-20
199M8U12	1/2"-20
199M10U916	9/16"-18
199M12U34	3/4"-16
199M16U78	7/8"-14
199M18U1116	1.1/16"-12
199M22U1316	1.3/16"-12
199M25U1516	1.5/16"-12
199M32U158	1.5/8"-12
199M38U178	1.7/8"-12
Tech Sheet 20886	

Fixed Elbows

UNF

0215	Thread
206BM6	7/16"-20
206BM8	1/2"-20
206BM12	3/4"-16
206BM20	1.1/16"-12
206BM22	1.3/16"-12
206BM25	1.5/16"-12
206BM32	1.5/8"-12
206BM38	1.7/8"-12
Tech Sheet 20886	

UNF Male x BSPT Male

0215	Thread	Thread
206M6R18	7/16"-20	1/8"
206M6R14	7/16"-20	1/4"
206M6R12	7/16"-20	1/2"
206M8R18	1/2"-20	1/8"
206M8R14	1/2"-20	1/4"
206M10R18	9/16"-18	1/8"
206M10R14	9/16"-18	1/4"
206M10R38	9/16"-18	3/8"
206M10R12	9/16"-18	1/2"
206M12R14	3/4"-16	1/4"
206M12R38	3/4"-16	3/8"
206M12R12	3/4"-16	1/2"
206M12R34	3/4"-16	3/4"
206M16R38	7/8"-14	3/8"
206M16R12	7/8"-14	1/2"
206M16R34	7/8"-14	3/4"
206M18R34	1.1/16"-12	3/4"
206M18R1	1.1/16"-12	1"
206M22R34	1.3/16"-12	3/4"
206M25R34	1.5/16"-12	3/4"
206M25R1	1.5/16"-12	1"
206M32R1	1.5/8"-12	1"
206M32R114	1.5/8"-12	1.1/4"
206M38R114	1.7/8"-12	1.1/4"
206M38R112	1.7/8"-12	1.1/2"
Tech Sheet 20886		

UNF Male x 45° NPT Male

0215	Thread	Thread
285M6N18	7/16"-20	1/8"
285M8N14	1/2"-20	1/8"
285M10N12	9/16"-18	1/2"
285M12N18	3/4"-16	3/8"
285M16N14	7/8"-14	1/2"
285M18N18	1.1/16"-12	3/4"
285M22N14	1.3/16"-12	3/4"
285M25N38	1.5/16"-12	1"
285M32N12	1.5/8"-12	1.1/4"
285M38N14	1.7/8"-12	1.1/2"
Tech Sheet 20886		

For **Hydraulic Oil** see page **283**

For Flaretite Seals see page 111

37° JIC STAINLESS STEEL FLARE FITTINGS

stainless steel

PANAM

Swivel Elbows

Male x Female, UNF

0215	Thread
275M6U716	7/16"-20
275M8U12	1/2"-20
275M10U916	9/16"-18
275M12U34	3/4"-16
275M16U78	7/8"-14
275M18U1116	1.1/16"-12
275M22U1316	1.3/16"-12
275M25U1516	1.5/16"-12
275M32U158	1.5/8"-12
275M38U178	1.7/8"-12

Tech Sheet 20886

NPT Male x UNF Female

0215	Thread	Thread
275M6N18	7/16"-20	1/8"
275M6N14	7/16"-20	1/4"
275M6N12	7/16"-20	1/2"
275M8N18	1/2"-20	1/8"
275M8N14	1/2"-20	1/4"
275M10N18	9/16"-18	1/8"
275M10N14	9/16"-18	1/4"
275M10N38	9/16"-18	3/8"
275M10N12	9/16"-18	1/2"
275M12N14	3/4"-16	1/4"
275M12N38	3/4"-16	3/8"
275M12N12	3/4"-16	1/2"
275M12N34	3/4"-16	3/4"
275M16N38	7/8"-14	3/8"
275M16N12	7/8"-14	1/2"
275M16N34	7/8"-14	3/4"
275M18N34	1.1/16"-12	3/4"
275M18N1	1.1/16"-12	1"
275M22N34	1.3/16"-12	3/4"
275M25N34	1.5/16"-12	3/4"
275M25N1	1.5/16"-12	1"
275M32N1	1.5/8"-12	1"
275M32N114	1.5/8"-12	1.1/4"
275M38N114	1.7/8"-12	1.1/4"
275M38N112	1.7/8"-12	1.1/2"

Tech Sheet 20886

Equal Female, UNF

0215	Thread
265M6U716	7/16"-20
265M8U12	1/2"-20
265M10U916	9/16"-18
265M12U34	3/4"-16
265M16U78	7/8"-14
265M18U1116	1.1/16"-12
265M22U1316	1.3/16"-12
265M25U1516	1.5/16"-12
265M32U158	1.5/8"-12
265M38U178	1.7/8"-12

Tech Sheet 20886

90º Position Elbows

UNF x BSPP

0215	Thread	Thread
216SM6G18	7/16"-20	1/8"
216SM6G14	7/16"-20	1/4"
216SM8G18	1/2"-20	1/8"
216SM10G38	9/16"-18	3/8"
216SM12G14	3/4"-16	1/4"
216SM12G38	3/4"-16	3/8"
216SM12G12	3/4"-16	1/2"
216SM12G34	3/4"-16	3/4"
216SM16G14	7/8"-14	1/4"
216SM16G38	7/8"-14	3/8"
216SM16G12	7/8"-14	1/2"
216SM16G34	7/8"-14	3/4"
216SM20G12	1.1/16"-12	1/2"
216SM20G34	1.1/16"-12	3/4"
216SM22G12	1.3/16"-12	1/2"
216SM22G34	1.3/16"-12	3/4"
216SM22G1	1.3/16"-12	1/2"
216SM25G12	1.5/16"-12	1/2"
216SM25G1	1.5/16"-12	1"
216SM32G1	1.5/8"-12	1"
216SM38G112	1.7/8"-12	1.1/2"

Tech Sheet 20886

Fixed Tees

UNF

0215	Thread
207BM6	7/16"-20
207BM8	1/2"-20
207BM10	9/16"-18
207BM12	3/4"-16
207BM16	7/8"-14
207BM20	1.1/16"-12
207BM22	1.3/16"-12
207BM25	1.5/16"-12
207BM32	1.5/8"-12

Tech Sheet 20886

UNF Male x NPT Male Branch

0215	Thread	Thread
307M6N18	7/16"-20	1/8"
307M6N14	7/16"-20	1/4"
307M6N12	7/16"-20	1/2"
307M8N18	1/2"-20	1/8"
307M8N14	1/2"-20	1/4"
307M10N18	9/16"-18	1/8"
307M10N14	9/16"-18	1/4"
307M10N38	9/16"-18	3/8"
307M10N12	9/16"-18	1/2"
307M12N14	3/4"-16	1/4"
307M12N38	3/4"-16	3/8"
307M12N12	3/4"-16	1/2"
307M12N34	3/4"-16	3/4"
307M16N38	7/8"-14	3/8"
307M16N12	7/8"-14	1/2"
307M16N34	7/8"-14	3/4"
307M18N34	1.1/16"-12	3/4"
307M18N1	1.1/16"-12	1"
307M22N34	1.3/16"-12	3/4"
307M25N34	1.5/16"-12	3/4"
307M25N1	1.5/16"-12	1"
307M32N1	1.5/8"-12	1"
307M32N114	1.5/8"-12	1.1/4"
307M38N114	1.7/8"-12	1.1/4"
307M38N112	1.7/8"-12	1.1/2"

Tech Sheet 20886

For Flaretite Seals see page 111

37° JIC STAINLESS STEEL FLARE FITTINGS

stainless steel

PANAM

Fixed Tees

UNF Male x NPT Male Run

0215	Thread	Thread
309M6N18	7/16"-20	1/8"
309M6N14	7/16"-20	1/4"
309M6N12	7/16"-20	1/2"
309M8N18	1/2"-20	1/8"
309M8N14	1/2"-20	1/4"
309M10N18	9/16"-18	1/8"
309M10N14	9/16"-18	1/4"
309M10N38	9/16"-18	3/8"
309M10N12	9/16"-18	1/2"
309M12N14	3/4"-16	1/4"
309M12N38	3/4"-16	3/8"
309M12N12	3/4"-16	1/2"
309M12N34	3/4"-16	3/4"
309M16N38	7/8"-14	3/8"
309M16N12	7/8"-14	1/2"
309M16N34	7/8"-14	3/4"
309M18N34	1.1/16"-12	3/4"
309M18N1	1.1/16"-12	1"
309M22N34	1.3/16"-12	3/4"
309M25N34	1.5/16"-12	3/4"
309M25N1	1.5/16"-12	1"
309M32N1	1.5/8"-12	1"
309M32N114	1.5/8"-12	1.1/4"
309M38N114	1.7/8"-12	1.1/4"
309M38N112	1.7/8"-12	1.1/2"
Tech Sheet 20886		

Swivel Tees

Female Swivel, UNF

0215	Thread
310M6U716	7/16"-20
310M8U12	1/2"-20
310M10U916	9/16"-18
310M12U34	3/4"-16
310M16U78	7/8"-14
310M18U1116	1.1/16"-12
310M22U1316	1.3/16"-12
310M25U1516	1.5/16"-12
310M32U158	1.5/8"-12
310M38U178	1.7/8"-12
Tech Sheet 20886	

Female Swivel Branch, UNF

0215	Thread
314M6U716	7/16"-20
314M8U12	1/2"-20
314M10U916	9/16"-18
314M12U34	3/4"-16
314M16U78	7/8"-14
314M18U1116	1.1/16"-12
314M22U1316	1.3/16"-12
314M25U1516	1.5/16"-12
314M32U158	1.5/8"-12
314M38U178	1.7/8"-12
Tech Sheet 20886	

Female Swivel Run, UNF

0215	Thread
312M6U716	7/16"-20
312M8U12	1/2"-20
312M10U916	9/16"-18
312M12U34	3/4"-16
312M16U78	7/8"-14
312M18U1116	1.1/16"-12
312M22U1316	1.3/16"-12
312M25U1516	1.5/16"-12
312M32U158	1.5/8"-12
312M38U178	1.7/8"-12
Tech Sheet 20886	

Position Tees

UNF Male x BSPP Male

0215	Thread	Thread
308M6G18	7/16"-20	1/8"
308M6G14	7/16"-20	1/4"
308M8G18	1/2"-20	1/8"
308M8G14	1/2"-20	1/4"
308M10G14	9/16"-18	1/4"
308M10G38	9/16"-18	3/8"
308M12G14	3/4"-16	1/4"
308M12G38	3/4"-16	3/8"
308M12G12	3/4"-16	1/2"
308M12G34	3/4"-16	3/4"
308M16G14	7/8"-14	1/4"
308M16G38	7/8"-14	3/8"
308M16G12	7/8"-14	1/2"
308M16G34	7/8"-14	3/4"
308M20G12	1.1/16"-12	1/2"
308M20G34	1.1/16"-12	3/4"
308M22G34	1.3/16"-12	1/2"
308M22G1	1.3/16"-12	3/4"
308M22G12	1.3/16"-12	1"
308M25G34	1.5/16"-12	1/2"
308M25G1	1.5/16"-12	3/4"
308M32G1	1.5/8"-12	1"
308M32G114	1.5/8"-12	1"
308M38G114	1.7/8"-12	1.1/4"
308M38G112	1.7/8"-12	1.1/2"
Tech Sheet 20886		

Cross

Male, UNF

0215	Thread
320M6U716	7/16"-20
320M8U12	1/2"-20
320M10U916	9/16"-18
320M12U34	3/4"-16
320M16U78	7/8"-14
320M18U1116	1.1/16"-12
320M22U1316	1.3/16"-12
320M25U1516	1.5/16"-12
320M32U158	1.5/8"-12
320M38U178	1.7/8"-12
Tech Sheet 20886	

For Flaretite Seals see page 111

37° JIC STAINLESS STEEL FLARE FITTINGS

stainless steel

PANAM

Swivel Caps

UNF

0215	Thread
289M6U716	7/16"-20
289M8U12	1/2"-20
289M10U916	9/16"-18
289M12U34	3/4"-16
289M16U78	7/8"-14
289M22U1316	1.3/16"-12
289M25U1516	1.5/16"-12
289M32U158	1.5/8"-12
289M38U178	1.7/8"-12

Tech Sheet 20886

Blanking Plugs

UNF

0215	Thread
299M6	7/16"-20
299M8	1/2"-20
299M10	9/16"-18
299M12	3/4"-16
299M16	7/8"-14
299M20	1.1/16"-12
299M22	1.3/16"-12
299M25	1.5/16"-12
299M32	1.5/8"-12
299M38	1.7/8"-12

Tech Sheet 20886

Reducing Adaptors

UNF Tube x UNF Male

0215	OD mm	OD mm	Male Thread
303M6U716	10	6	7/16"-20
303M6U34	12	6	3/4"-16
303M10U34	12	10	3/4"-16
303M6U78	16	6	7/8"-14
303M10U78	16	10	7/8"-14
303M6U1116	18	6	1.1/16"-12
303M10U1116	18	10	1.1/16"-12
303M12U1116	18	12	1.1/16"-12
303M10U1316	22	10	1.3/16"-12
303M16U1316	22	16	1.3/16"-12
303M6U1516	25	6	1.5/16"-12
303M10U1516	25	10	1.5/16"-12
303M12U1516	25	12	1.5/16"-12
303M16U1516	25	16	1.5/16"-12
303M18U1516	25	18	1.5/16"-12
303M18U158	32	18	1.5/8"-12
303M25U158	32	25	1.5/8"-12
303M12U178	38	12	1.7/8"-12
303M18U178	38	18	1.7/8"-12
303M25U178	38	25	1.7/8"-12

Tech Sheet 20886

Tube Nuts

UNF

0215	Thread
201M6U716	7/16"-20
201M8U12	1/2"-20
201M10U916	9/16"-18
201M12U34	3/4"-16
201M16U78	7/8"-14
201M20U1116	1.1/16"-12
201M22U1316	1.3/16"-12
201M25U1516	1.5/16"-12
201M32U158	1.5/8"-12
201M38U178	1.7/8"-12

Tech Sheet 20886

Flare Sleeves

Metric

0215	OD mm
203M6	6
203M8	8
203M10	10
203M12	12
203M14	14
203M15	15
203M16Z58	16
203M18	18
203M20	20
203M25	25
203M30	30
203M32	32
203M38Z112	38

Tech Sheet 20886

Imperial

0215	OD
203Z14	1/4"
203Z516	5/16"
203Z38	3/8"
203Z12	1/2"
203M15Z58	5/8"
203Z34	3/4"
203Z1	1"

Tech Sheet 20886

For Flaretite Seals see page 111

SAE FLANGES

havIT

- Closed Flanges
- Split Flange Half
- 90º Threaded Flanges
- Threaded Flanges
- Threaded Flanges-Companion (Counter)
- Socket Weld Flanges
- Socket Weld Flanges 90º
- Butt Weld Flanges
- Butt Weld Flanges 90º
- Butt Weld Flanges-Companion (Counter)
- Socket Weld Coupling Set
- Bolts & Spring Washers
- O-Rings

SAE FLANGES

Closed Flanges

Bolts, washers and O-Rings are not included and must be purchased separately
Please see page 108

3000 psi

0300	Flange Size	Bolt Type Metric
AFC080	1/2"	M8 x 30
AFC100	3/4"	M10 x 35
AFC102	1"	M10 x 35
AFC104	1.1/4"	M10 x 40
AFC106	1.1/2"	M12 x 45
AFC108	2"	M12 x 45
AFC110	2.1/2"	M12 x 45
AFC112	3"	M16 x 50
AFC114	3.1/2"	M16 x 50
AFC116	4"	M16 x 50
AFC118	5"	M16 x 50
Tech Sheet 1625		

6000 psi

0300	Flange Size	Bolt Type Metric
AFC401	1/2"	M8 x 30
AFC402	3/4"	M10 x 35
AFC403	1"	M12 x 45
AFC404	1.1/4"	M14 x 45
AFC405	1.1/2"	M16 x 50
AFC406	2"	M20 x 65
AFC407	2.1/2"	M24 x 80
Tech Sheet 1625		

Split Flange Half

Bolts, washers and O-Rings are not included and must be purchased separately
Please see page 108

3000 psi

0300	Flange Size	Bolt Type Metric	Bolt Type UNC
FH3001	1/2"	M8 x 25	5/16" x 1.1/4"
FH3002	3/4"	M10 x 30	3/8" x 1.1/4"
FH3003	1"	M10 x 30	3/8" x 1.1/4"
FH3004	1.1/4"	M10 x 35	7/16" x 1.1/2"
FH3005	1.1/2"	M12 x 35	1/2" x 1.1/2"
FH3006	2"	M12 x 35	1/2" x 1.1/2"
FH3007	2.1/2"	M12 x 40	1/2" x 1.1/2"
FH3011	5"	M16 x 50	5/8" x 2"
Tech Sheet 1626			

6000 psi

0300	Flange Size	Bolt Type Metric	Bolt Type UNC
FH6001	1/2"	M8 x 30	5/16" x 1.1/4"
FH6002	3/4"	M10 x 35	3/8" x 1.1/2"
FH6003	1"	M12 x 45	-
FH6013	1"	-	7/16" x 1.1/4"
FH6004	1.1/4"	M14 x 50	-
FH6044	1.1/4"	-	1/2" x 1.3/4"
FH6005	1.1/2"	M16 x 55	5/8" x 2"
FH6006	2"	M20 x 65	3/4" x 2.1/2"
Tech Sheet 1626			

90º Threaded Flanges

Bolts, washers and O-Rings are not included and must be purchased separately
Please see page 108

3000 psi, BSPP

0300	Flange Size	Thread	Bolt Typ Metric	Bolt Type UNC
AFS080/90G-038	1/2"	3/8"	M8 x 30	5/16" x 1.1/4"
AFS100/90G	3/4"	3/4"	M10 x 35	3/8" x 1.1/2"
AFS102/90G	1"	1"	M10 x 35	3/8" x 1.1/2"
AFS104/90G	1.1/4"	1.1/4"	M10 x 35	3/8" x 1.1/2"
AFS106/90G	1.1/2"	1.1/2"	M12 x 45	1/2" x 1.3/4"
AFS/90G	2"	2"	M12 x 45	1/2" x 1.3/4"
Tech Sheet 1628				

6000 psi, BSPP

0300	Flange Size	Thread	Bolt Type Metric	Bolt Type UNC
AFS401/90G-038	1/2"	3/8"	M8 x 30	5/16" x 1.1/4"
AFS401/90G-012	1/2"	1/2"	M8 x 30	5/16" x 1.1/4"
AFS402/90G	3/4"	3/4"	M10 x 35	3/8" x 1.1/2"
AFS403/90G	1"	1"	M12 x 45	7/16" x 1.3/4"
AFS405/90G	1.1/2"	1.1/2"	M16 x 50	5/8" x 2"
AFS406/90G	2"	2"	M20 x 110	-
Tech Sheet 1628				

Code Information: AFS = Flange with O-Ring Groove
GFS = Flange with Flat Face

For **Hydraulic Hose Connectors** see pages **17-24**

SAE FLANGES

Threaded Flanges

Bolts, washers and O-Rings are not included and must be purchased separately
Please see page 108

3000 psi, BSPP

0300	Flange Size	Thread	Bolt Type Metric	Bolt Type UNC
AFS080G-038	1/2"	3/8"	M8 x 30	5/16" x 1.1/4"
AFS080G	1/2"	1/2"	M8 x 30	5/16" x 1.1/4"
AFS100G-012	3/4"	1/2"	M10 x 35	3/8 "x 1.1/2"
AFS100G	3/4"	3/4"	M10 x 35	3/8" x 1.1/2"
AFS102G-012	1"	1/2"	M10 x 35	3/8" x 1.1/2"
AFS102G-034	1"	3/4"	M10 x 35	3/8" x 1.1/2"
AFS102G	1"	1"	M10 x 35	3/8" x 1.1/2"
AFS104G-034	1.1/4"	3/4"	M10 x 40	7/16" x 1.1/2"
AFS104G-100	1.1/4"	1"	M10 x 40	7/16" x 1.3/4"
AFS104G	1.1/4"	1.1/4"	M10 x 40	7/16" x 1.1/2"
AFS106G-034	1.1/2"	3/4"	M12 x 45	1/2" x 1.3/4"
AFS106G-100	1.1/2"	1"	M12 x 45	1/2" x 1.3/4"
AFS106G-114	1.1/2"	1.1/4"	M12 x 45	1/2" x 1.3/4"
AFS106G	1.1/2"	1.1/2"	M12 x 45	1/2" x 1.3/4"
AFS108G-100	2"	1"	M12 x 45	1/2" x 1.3/4"
AFS108G-114	2"	1.1/4"	M12 x 45	1/2" x 1.3/4"
AFS108G-112	2"	1.1/2"	M12 x 45	1/2" x 1.3/4"
AFS108G	2"	2"	M12 x 45	1/2" x 1.3/4"
AFS110G-200	2.1/2"	2"	M12 x 45	1/2" x 1.3/4"
AFS110G	2.1/2"	2.1/2"	M12 x 45	1/2" x 1.3/4"
AFS112G-212	3"	2.1/2"	M16 x 50	5/8" x 2"
AFS112G	3"	3"	M16 x 50	5/8" x 2"
AFS114G-300	3.1/2"	3"	M16 x 50	5/8" x 2"
AFS114G	3.1/2"	3.1/2"	M16 x 50	5/8" x 2"
AFS116G-312	4"	3.1/2"	M16 x 50	5/8" x 2"
AFS116G	4"	4"	M16 x 50	5/8" x 2"
Tech Sheet 1629				

6000 psi, BSPP

0300	Flange Size	Thread	Bolt Type Metric	Bolt Type UNC
AFS401G-038	1/2"	3/8"	M8 x 30	5/16" x 1.1/4"
AFS401G-012	1/2"	1/2"	M8 x 30	5/16" x 1.1/4"
AFS402G-012	3/4"	1/2"	M10 x 35	3/8" x 1.1/2"
AFS402G	3/4"	3/4"	M10 x 35	3/8" x 1.1/2"
AFS403G-034	1"	3/4"	M12 x 45	7/16" x 1.3/4"
AFS403G	1"	1"	M12 x 45	7/16" x 1.3/4"
AFS404G-100	1.1/4"	1"	M14 x 45	1/2" x 1.3/4"
AFS404G	1.1/4"	1.1/4"	M14 x 45	1/2" x 1.3/4"
AFS405G-114	1.1/2"	1.1/4"	M16 x 50	5/8" x 2"
AFS405G	1.1/2"	1.1/2"	M16 x 50	5/8" x 2"
AFS406G-112	2"	1.1/2"	M20 x 65	3/4" x 2.1/2"
AFS406G	2"	2"	M20 x 65	3/4" x 2.1/2"
Tech Sheet 1629				

3000 psi, NPT

0300	Flange Size	Thread	Bolt Type Metric	Bolt Type UNC
AFS080N-038	1/2"	3/8"	M8 x 30	5/16" x 1.1/4"
AFS080N	1/2"	1/2"	M8 x 30	5/16" x 1.1/4"
AFS100N-012	3/4"	1/2"	M10 x 35	3/8" x 1.1/2"
AFS102N-034	1"	3/4"	M10 x 35	3/8" x 1.1/2"
AFS102N	1"	1"	M10 x 35	3/8" x 1.1/2"
AFS104N-100	1.1/4"	1"	M10 x 40	7/16" x 1.1/2"
AFS104N	1.1/4"	1.1/4"	M10 x 40	7/16" x 1.1/2"
AFS106N-114	1.1/2"	1.1/4"	M12 x 45	1/2" x 1.3/4"
AFS106N	1.1/2"	1.1/2"	M12 x 45	1/2" x 1.3/4"
AFS108N-112	2"	1.1/2"	M12 x 45	1/2" x 1.3/4"
AFS108N	2"	2"	M12 x 45	1/2" x 1.3/4"
AFS110N	2.1/2"	2.1/2"	M12 x 45	1/2" x 1.3/4"
AFS112N	3"	3"	M16 x 50	5/8" x 2"
AFS114N	3.1/2"	3.1/2"	M16 x 50	5/8" x 2"
AFS116N	4"	4"	M16 x 50	5/8" x 2"
Tech Sheet 1629				

6000 psi, NPT

0300	Flange Size	Thread	Bolt Type Metric	Bolt Type UNC
AFS401N-038	1/2"	3/8"	M8 x 30	5/16" x 1.1/4"
AFS401N-012	1/2"	1/2"	M8 x 30	5/16" x 1.1/4"
AFS402N-012	3/4"	1/2"	M10 x 35	3/8" x 1.1/2"
AFS402N	3/4"	3/4"	M10 x 35	3/8" x 1.1/2"
AFS403N-034	1"	3/4"	M12 x 45	7/16" x 1.3/4"
AFS403N	1"	1"	M12 x 45	7/16" x 1.3/4"
AFS404N-100	1.1/4"	1"	M14 x 45	1/2" x 1.3/4"
AFS405N-114	1.1/2"	1.1/4"	M16 x 50	5/8" x 2"
AFS405N	1.1/2"	1.1/2"	M16 x 50	5/8" x 2"
AFS406N-112	2"	1.1/2"	M20 x 65	3/4" x 2.1/2"
AFS406N	2"	2"	M20 x 65	3/4" x 2.1/2"
Tech Sheet 1629				

Code Information: AFS = Flange with O-Ring Groove GFS = Flange with Flat Face

SAE FLANGES

Threaded Flanges-Companion (Counter)

Bolts, washers and O-Rings are not included and must be purchased separately
Please see page 108

3000 psi, BSPP, Metric Mount

0300	Flange Size	Thread	Bolt Type Metric
GFS080GM-038	1/2"	3/8"	M8
GFS080GM	1/2"	1/2"	M8
GFS100GM-012	3/4"	1/2"	M10
GFS100GM	3/4"	3/4"	M10
GFS102GM-034	1"	3/4"	M10
GFS102GM	1"	1"	M10
GFS104GM-100	1.1/4"	1"	M10
GFS104GM	1.1/4"	1.1/4"	M10
GFS106GM-114	1.1/2"	1.1/4"	M12
GFS106GM	1.1/2"	1.1/2"	M12
GFS108GM-112	2"	1.1/2"	M12
GFS108GM	2"	2"	M12
GFS110GM-200	2.1/2"	2"	M12
GFS110GM	2.1/2"	2.1/2"	M12
GFS112GM-212	3"	2.1/2"	M16
GFS112GM	3"	3"	M16
GFS114GM-300	3.1/2"	3"	M16
GFS114GM	3.1/2"	3.1/2"	M16
GFS116GM-312	4"	3.1/2"	M16
GFS116GM	4"	4"	M16
Tech Sheet 1631			

3000 psi, BSPP, UNC Mount

0300	Flange Size	Thread	Bolt Type Metric
GFS080GU-038	1/2"	3/8"	5/16"
GFS100GU-012	3/4"	1/2"	3/8"
GFS100GU	3/4"	3/4"	3/8"
GFS102GU-034	1"	3/4"	3/8"
GFS102GU	1"	1"	3/8"
GFS104GU-100	1.1/4"	1"	7/16"
GFS104GU	1.1/4"	1.1/4"	7/16"
GFS106GU-114	1.1/2"	1.1/4"	1/2"
GFS106GU	1.1/2"	1.1/2"	1/2"
GFS108GU-112	2"	1.1/2"	1/2"
GFS108GU	2"	2"	1/2"
GFS110GU-200	2.1/2"	2"	1/2"
GFS110GU	2.1/2"	2.1/2"	1/2"
GFS112GU-212	3"	2.1/2"	5/8"
GFS112GU	3"	3"	5/8"
GFS114GU-300	3.1/2"	3"	5/8"
GFS114GU	3.1/2"	3.1/2"	5/8"
GFS116GU-312	4"	3.1/2"	5/8"
GFS116GU	4"	4"	5/8"
Tech Sheet 1631			

6000 psi, BSPP, Metric Mount

0300	Flange Size	Thread	Bolt Type Metric
GFS401GM-038	1/2"	3/8"	M8
GFS401GM-012	1/2"	1/2"	M8
GFS402GM-012	3/4"	1/2"	M10
GFS402GM	3/4"	3/4"	M10
GFS403GM	1"	1"	M12
GFS404GM-100	1.1/4"	1"	M14
GFS404GM	1.1/4"	1.1/4"	M14
GFS405GM-114	1.1/2"	1.1/4"	M16
GFS405GM	1.1/2"	1.1/2"	M16
GFS406GM-112	2"	1.1/2"	M20
GFS406GM	2"	2"	M20
Tech Sheet 1631			

6000 psi, BSPP, UNC Mount

0300	Flange Size	Thread	Bolt Type Metric
GFS401GU-038	1/2"	3/8"	1/2"
GFS401GU-012	1/2"	1/2"	5/16"
GFS402GU-012	3/4"	1/2"	3/8"
GFS402GU	3/4"	3/4"	3/8"
GFS403GU	1"	1"	7/16"
GFS404GU-100	1.1/4"	1"	1/2"
GFS404GU	1.1/4"	1.1/4"	1/2"
GFS405GU-114	1.1/2"	1.1/4"	5/8"
GFS405GU	1.1/2"	1.1/2"	5/8"
GFS406GU-112	2"	1.1/2"	3/4"
GFS406GU	2"	2"	3/4"
Tech Sheet 1631			

Code Information: AFS = Flange with O-Ring Groove GFS = Flange with Flat Face

SAE FLANGES

Socket Weld Flanges

Bolts, washers and O-Rings are not included and must be purchased separately
Please see page 108

3000 psi, Metric Mount

0300	Flange Size	Boss Weld Diameter mm	Bolt Type Metric
GFS080SM-038	1/2"	17.5	M8
GFS080SM-A20	1/2"	20.3	M8
GFS080SM	1/2"	21.6	M8
GFS100SM-A25	3/4"	25.3	M10
GFS100SM	3/4"	27.2	M10
GFS102SM-A30	1"	30.3	M10
GFS102SM	1"	34	M10
GFS104SM-A38	1.1/4"	38.3	M10
GFS104SM	1.1/4"	42.8	M10
GFS106SM	1.1/2"	48.6	M12
GFS106SM-A50	1.1/2"	50.5	M12
GFS108S	2"	61	M12
GFS110SM	2.1/2"	76.6	M12
GFS112SM	3"	90.5	M16
GFS114SM	3.1/2"	103	M16
GFS116SM	4"	115.5	M16
Tech Sheet 1632			

3000 psi, UNC Mount

0300	Flange Size	Boss Weld Diameter mm	Bolt Type Metric
GFS080SU-038	1/2"	17.5	5/16"
GFS080SU-A20	1/2"	20.3	5/16"
GFS080SU	1/2"	21.6	5/16"
GFS100SU-A25	3/4"	25.3	3/8"
GFS100SU	3/4"	27.2	3/8"
GFS102SU-A30	1"	30.3	3/8"
GFS102SU	1"	34	3/8"
GFS104SU-A38	1.1/4"	38.3	7/16"
GFS104SU	1.1/4"	42.8	7/16"
GFS106SU	1.1/2"	48.6	1/2"
GFS106SU-A50	1.1/2"	50.5	1/2"
GFS108SU	2"	61	1/2"
GFS110SU	2.1/2"	76.6	1/2"
GFS112SU	3"	90.5	5/8"
GFS114SU	3.1/2"	103	5/8"
GFS116SU	4"	115.5	5/8"
Tech Sheet 1632			

6000 psi, Metric Mount

0300	Flange Size	Boss Weld Diameter mm	Bolt Type Metric
GFS401SM-038	1/2"	17.5	M8
GFS401SM-A20	1/2"	20.3	M8
GFS401SM-012	1/2"	21.6	M8
GFS402SM-A25	3/4"	25.3	M10
GFS402SM	3/4"	27.2	M10
GFS403SM-A30	1"	30.3	M12
GFS403SM	1"	34	M12
GFS404SM-A38	1.1/4"	38.3	M14
GFS404SM	1.1/4"	42.8	M14
GFS405SM	1.1/2"	48.6	M16
GFS405SM-A50	1.1/2"	50.5	M16
GFS406SM	1.1/2"	61	M20
GFS407SM	2.1/2"	76.6	M24
Tech Sheet 1632			

6000 psi, UNC Mount

0300	Flange Size	Boss Weld Diameter mm	Bolt Type Metric
GFS401SU-038	1/2"	17.5	5/16"
GFS401SU-A20	1/2"	20.3	5/16"
GFS401SU-012	1/2"	21.6	5/16"
GFS402SU-A25	3/4"	25.3	3/8"
GFS402SU	3/4"	27.2	3/8"
GFS403SU-A30	1"	30.3	7/16"
GFS403SU	1"	34	7/16"
GFS404SU-A38	1.1/4"	38.3	1/2"
GFS404SU	1.1/4"	42.8	1/2"
GFS405SU	1.1/2"	48.6	5/8"
GFS405SU-A50	1.1/2"	50.5	5/8"
GFS406SU	1.1/2"	61	3/4"
Tech Sheet 1632			

Socket Weld Flanges

Bolts, washers and O-Rings are not included and must be purchased separately
Please see page 108

3000 psi

0300	Flange Size	Boss Weld Diameter mm	Bolt Type Metric	Bolt Type UNC
AFS080S-038	1/2"	17.5	M8 x 30	5/16" x 1.1/4"
AFS080S-A20	1/2"	20.3	M8 x 30	5/16" x 1.1/4"
AFS080S	1/2"	21.6	M8 x 30	5/16" x 1.1/4"
AFS100S-A25	3/4"	25.3	M10 x 35	3/8" x 1.1/2"
AFS100S	3/4"	27.2	M10 x 35	3/8" x 1.1/2"
AFS102S-A30	1"	30.3	M10 x 35	3/8" x 1.1/2"
AFS102S	1"	34	M10 x 35	3/8" x 1.1/2"
AFS104S-A38	1.1/4"	38.3	M10 x 40	7/16" x 1.1/2"
AFS106S	1.1/2"	48.6	M12 x 45	1/2" x 1.3/4"
AFS106S-A50	1.1/2"	50.5	M12 x 45	1/2" x 1.3/4"
AFS108S	2"	61	M12 x 45	1/2" x 1.3/4"
AFS110S	2.1/2"	76.6	M12 x 45	1/2" x 1.3/4"
AFS114S	3.1/2"	103	M16 x 50	5/8" x 2"
AFS116S	4"	115.5	M16 x 50	5/8" x 2"
Tech Sheet 1633				

6000 psi

0300	Flange Size	Boss Weld Diameter mm	Bolt Type Metric	Bolt Type UNC
AFS401S-038	1/2"	17.5	M8 x 30	5/16" x 1.1/4"
AFS401S-A20	1/2"	20.3	M8 x 30	5/16" x 1.1/4"
AFS401S-012	1/2"	21.6	M8 x 30	5/16" x 1.1/4"
AFS402S-A25	3/4"	25.3	M10 x 35	3/8" x 1.1/2"
AFS402S	3/4"	27.2	M10 x 35	3/8" x 1.1/2"
AFS403S-A30	1"	30.3	M12 x 45	7/16" x 1.3/4"
AFS403S	1"	34	M12 x 45	7/16" x 1.3/4"
AFS404S-A38	1.1/4"	38.3	M14 x 45	1/2" x 1.3/4"
AFS404S	1.1/4"	42.8	M14 x 45	1/2" x 1.3/4"
AFS405S	1.1/2"	48.6	M16 x 50	5/8" x 2"
AFS405S-A50	1.1/2"	50.5	M16 x 50	5/8" x 2"
AFS406S	2"	61	M20 x 65	3/4" x 2.1/2"
Tech Sheet 1633				

SAE FLANGES

Socket Weld Flanges 90º

Bolts, washers and O-Rings are not included and must be purchased separately
Please see page 108

3000 psi, Metric

0300	Flange Size	Boss Weld Diameter mm	Bolt Type Metric	Bolt Type UNC
AFS080/90S-038	1/2"	17.5	M8 x 30	5/16" x 1.1/4"
AFS080/90S	1/2"	21.6	M8 x 30	5/16" x 1.1/4"
AFS100/90S	3/4"	27.2	M10 x 35	3/8" x 1.1/2"
AFS106/90S	1.1/2"	48.6	M12 x 45	7/16" x 1.3/4"
		Tech Sheet 1634		

6000 psi, Metric

0300	Flange Size	Boss Weld Diameter mm	Bolt Type Metric	Bolt Type UNC
AFS401/90S-038	1/2"	17.5	M8 x 30	5/16" x 1.1/4"
AFS401/90S-012	1/2"	21.6	M8 x 30	5/16" x 1.1/4"
AFS402/90S	3/4"	27.2	M10 x 35	3/8" x 1.1/2"
AFS403/90S	1"	34	M12 x 45	7/16" x 1.3/4"
AFS404/90S	1.1/4"	42.8	M14 x 50	1/2" x 1.3/4"
AFS405/90S	1.1/2"	48.6	M16 x 50	5/8" x 2"
AFS406/90S	2"	61	M20 x 110	-
		Tech Sheet 1634		

Butt Weld Flanges

Bolts, washers and O-Rings are not included and must be purchased separately
Please see page 108

3000 psi

0300	Flange Size	Boss Weld Diameter mm	Bolt Type Metric	Bolt Type UNC
AFS080ST-038	1/2"	17.5	M8 x 30	5/16" x 1.1/4"
AFS080ST	1/2"	21.5	M8 x 30	5/16" x 1.1/4"
AFS100ST	3/4"	28	M10 x 35	3/8" x 1.1/2"
AFS102ST	1"	34	M10 x 35	3/8" x 1.1/2"
AFS104ST	1.1/4"	42.8	M10 x 40	7/16" x 1.1/2"
AFS106ST	1.1/2"	48.6	M12 x 45	1/2" x 1.3/4"
AFS108ST	2"	61	M12 x 45	1/2" x 1.3/4"
AFS110ST	2.1/2"	77	M12 x 45	1/2" x 1.3/4"
AFS112ST	3"	92	M16 x 50	5/8" x 2"
AFS114ST	3.1/2"	103	M16 x 50	5/8" x 2"
AFS116ST	4"	115.5	M16 x 50	5/8" x 2"
		Tech Sheet 1635		

6000 psi

0300	Flange Size	Boss Weld Diameter mm	Bolt Type Metric	Bolt Type UNC
AFS401ST-038	1/2"	17.5	M8 x 30	5/16" x 1.1/4"
AFS401ST-012	1/2"	21.5	M8 x 30	5/16" x 1.1/4"
AFS402ST	3/4"	28	M10 x 35	3/8" x 1.1/2"
AFS403ST	1"	34	M12 x 45	7/16" x 1.3/4"
AFS404ST	1.1/4"	42.8	M14 x 45	1/2" x 1.3/4"
AFS405ST	1.1/2"	48.6	M16 x 50	5/8" x 2"
AFS406ST	2"	61	M20 x 65	3/4" x 2.1/2"
		Tech Sheet 1635		

Butt Weld Flanges 90º

Bolts, washers and O-Rings are not included and must be purchased separately
Please see page 108

3000 psi

0300	Flange Size	Boss Weld Diameter mm	Bolt Type Metric	Bore Size mm
AFS200/90ST	3/4"	27	M10 x 40	27
AFS202/90ST	1"	34.5	M10 x 45	34.5
AFS204/90ST	1.1/4"	43	M10 x 45	43
AFS206/90ST	1.1/2"	50	M12 x 50	50
AFS208/90ST	2"	65	M12 x 70	65
		Tech Sheet 1636		

6000 psi

0300	Flange Size	Boss Weld Diameter mm	Bolt Type Metric	Bore Size mm
AFS700/90ST	3/4"	28	M10 x 35	28
AFS702/90ST	1"	34	M12 x 45	34
AFS704/90ST	1.1/4"	42	M14 x 50	42
AFS706/90ST	1.1/2"	48	M16 x 50	48
AFS708/90ST	2"	65	M20 x 110	65
		Tech Sheet 1636		

Code Information: AFS = Flange with O-Ring Groove
GFS = Flange with Flat Face

For **Bolts, Spring Washers & O-Rings** see page **108**

SAE FLANGES

Butt Weld Flanges-Companion (Counter)

Bolts, washers and O-Rings are not included
and must be purchased separately

Please see page 108

3000 psi, Metric Mount

0300	Flange Size	Boss Weld Diameter mm	Bolt Type Metric
GFS080STM-038	1/2"	17.5	M8
GFS080STM	1/2"	21.5	M8
GFS100STM	3/4"	28	M10
GFS102STM	1"	34	M10
GFS104STM	1.1/4"	42.8	M10
GFS106STM	1.1/2"	48.6	M12
GFS108STM	2"	61	M12
GFS110STM	2.1/2"	77	M12
GFS112STM	3"	92	M16
GFS114STM	3.1/2"	103	M16
GFS116STM	4"	115.5	M16
Tech Sheet 1637			

3000 psi, UNC Mount

0300	Flange Size	Boss Weld Diameter mm	Bolt Type UNC
GFS080STU-038	1/2"	17.5	5/16"
GFS080STU	1/2"	21.5	5/16"
GFS100STU	3/4"	28	3/8"
GFS102STU	1"	34	3/8"
GFS104STU	1.1/4"	42.8	7/16"
GFS106STU	1.1/2"	48.6	1/2"
GFS108STU	2"	61	1/2"
GFS110STU	2.1/2"	77	1/2"
GFS112STU	3"	92	5/8"
GFS114STU	3.1/2"	103	5/8"
GFS116STU	4"	115.5	5/8"
Tech Sheet 1637			

6000 psi, Metric Mount

0300	Flange Size	Boss Weld Diameter mm	Bolt Type Metric
GFS401STM-038	1/2"	17.5	M8
GFS401STM-012	1/2"	21.5	M8
GFS402STM	3/4"	28	M10
GFS403STM	1"	34	M12
GFS404STM	1.1/4"	42.8	M14
GFS405STM	1.1/2"	48.6	M16
GFS406STM	2"	61	M20
Tech Sheet 1637			

6000 psi, UNC Mount

0300	Flange Size	Boss Weld Diameter mm	Bolt Type UNC
GFS401STU-038	1/2"	17.5	5/16"
GFS401STU-012	1/2"	21.5	5/16"
GFS402STU	3/4"	28	3/8"
GFS403STU	1"	34	7/16"
GFS404STU	1.1/4"	42.8	1/2"
GFS405STU	1.1/2"	48.6	5/8"
GFS406STU	2"	61	3/4"
Tech Sheet 1637			

Code Information: AFS = Flange with O-Ring Groove GFS = Flange with Flat Face

For **Hydraulic Tubing**
see pages **179-183**

SAE FLANGES

havit

Socket Weld Coupling Set

Bolts, washers and O-Rings included

3000 psi, Metric Mount

0300	Flange Size	Boss Weld Diameter mm	Bolt Type Metric
DFS080SM-038	1/2"	17.5	M8
DFS080SM-A20	1/2"	20.3	M8
DFS080SM	1/2"	21.6	M8
DFS100SM-A25	3/4"	25.3	M10
DFS100SM	3/4"	27.2	M10
DFS102SM-A30	1"	30.3	M10
DFS102SM	1"	34	M10
DFS104SM-A38	1.1/4"	38.3	M10
DFS104SM	1.1/4"	42.8	M10
DFS106SM	1.1/2"	48.6	M12
DFS106SM-A50	1.1/2"	50.5	M12
DFS108SM	2"	61	M12
DFS110SM	2.1/2"	76.6	M12
DFS112SM	3"	90.5	M16
DFS114SM	3.1/2"	103	M16
DFS116SM	4"	115.5	M16
Tech Sheet 1638			

3000 psi, UNC Mount

0300	Flange Size	Boss Weld Diameter mm	Bolt Type UNC
DFS080SU-038	1/2"	17.5	5/16"
DFS080SU-A20	1/2"	20.3	5/16"
DFS080SU	1/2"	21.6	5/16"
DFS100SU-A25	3/4"	25.3	3/8"
DFS100SU	3/4"	27.2	3/8"
DFS102SU-A30	1"	30.3	3/8"
DFS102SU	1"	34	3/8"
DFS104SU-A38	1.1/4"	38.3	7/16"
DFS104SU	1.1/4"	42.8	7/16"
DFS106SU	1.1/2"	48.6	1/2"
DFS106SU-A50	1.1/2"	50.5	1/2"
DFS108SU	2"	61	1/2"
DFS110SU	2.1/2"	76.6	1/2"
DFS112SU	3"	90.5	5/8"
DFS114SU	3.1/2"	103	5/8"
DFS116SU	4"	115.5	5/8"
Tech Sheet 1638			

6000 psi, Metric Mount

0300	Flange Size	Boss Weld Diameter mm	Bolt Type Metric
DFS401SM-038	1/2"	17.5	M8
DFS401SM-A20	1/2"	20.3	M8
DFS401SM-012	1/2"	21.6	M8
DFS402SM-A25	3/4"	25.3	M10
DFS402SM	3/4"	27.2	M10
DFS403SM-A30	1"	30.3	M10
DFS403SM	1"	34	M10
DFS404SM-A38	1.1/4"	38.3	M10
DFS404SM	1.1/4"	42.8	M10
DFS405SM	1.1/2"	48.6	M12
DFS405SM-A50	1.1/2"	50.5	M12
DFS406SM	2"	61	M12
Tech Sheet 1638			

6000 psi, UNC Mount

0300	Flange Size	Boss Weld Diameter mm	Bolt Type UNC
DFS401SU-038	1/2"	17.5	5/16"
DFS401SU-A20	1/2"	20.3	5/16"
DFS401SU-012	1/2"	21.6	5/16"
DFS402SU-A25	3/4"	25.3	3/8"
DFS402SU	3/4"	27.2	3/8"
DFS403SU-A30	1"	30.3	3/8"
DFS403SU	1"	34	3/8"
DFS404SU-A38	1.1/4"	38.3	7/16"
DFS404SU	1.1/4"	42.8	7/16"
DFS405SU	1.1/2"	48.6	1/2"
DFS405SU-A50	1.1/2"	50.5	1/2"
DFS406SU	2"	61	1/2"
Tech Sheet 1638			

Bolts & Spring Washers

Metric, Set of 4

0300	Thread
M8X25	M8 x 25
M8X30	M8 x 30
M10X30	M10 x 30
M10X35	M10 x 35
M10X40	M10 x 40
M10X45	M10 x 45
M12X35	M12 x 35
M12X45	M12 x 45
M12X50	M12 x 50
M12X70	M12 x 70
M14X45	M14 x 45
M14X50	M14 x 50
M16X55	M16 x 55
M20X60	M20 x 60
M20X65	M20 x 65
M20X70	M20 x 70
M20X110	M20 x 110

UNC, Set of 4

0300	Thread
UNC3/8X11/4	3/8" x 1.1/4"
UNC3/8X11/2	3/8" x 1.1/2"
UNC7/16X11/2	7/16" x 1.1/2"
UNC7/16X13/4	7/16" x 1.3/4"
UNC1/2X13/4	1/2" x 1.3/4"
UNC1/2X11/2	1/2" x 1.1/2"
UNC5/8X2	5/8" x 2"
UNC5/16X11/4	5/16" x 1.1/4"
UNC3/4X21/2	3/4" x 2.1/2"

O-Rings

Buna

0300	Size
1/2-ORING	1/2"
3/4-ORING	3/4"
1-ORING	1"
11/4-ORING	1.1/4"
11/2-ORING	1.1/2"
2-ORING	2"
21/2-ORING	2.1/2"
3-ORING	3"
31/2-ORING	3.1/2"
4-ORING	4"
5-ORING	5"
Tech Sheet 1639	

HYDRAULIC SEALS

Self Centering Bonded Seals
Standard Bonded Seals
Fibre Washers
Washers
Bonded Seals
O-Rings
Flaretite
SAE Flange Seals
ORFS Seal Kit
CAT Flange Seals
Splicing Kit
Seal Kits

HYDRAULIC SEALS

Self Centering Bonded Seals



Mild Steel, Nitrile, to suit BSPP Threads

1005	To Suit
BS-18	1/8"
BS-14	1/4"
BS-38	3/8"
BS-12	1/2"
BS-34	3/4"
BS-1	1"
BS-114	1.1/4"
BS-112	1.1/2"
BS-2	2"
Tech Sheet 10513	

Mild Steel, Viton, to suit BSPP Threads

1005	To Suit
BSV-18	1/8"
BSV-14	1/4"
BSV-38	3/8"
BSV-12	1/2"
BSV-58	5/8"
BSV-34	3/4"
BSV-1	1"
BSV-114	1.1/4"
BSV-112	1.1/2"
BSV-2	2"
Tech Sheet 10513	

316 Stainless Steel, Nitrile

1005	To Suit
BS-18N	1/8"
BS-14N	1/4"
BS-38N	3/8"
BS-12N	1/2"
BS-34N	3/4"
BS-1N	1"
BS-114N	1.1/4"
BS-112N	1.1/2"
BS-2N	2"
Tech Sheet 10513	

316 Stainless Steel, Viton

1005	To Suit
BS-14V	1/4"
BS-38V	3/8"
BS-12V	1/2"
BS-34V	3/4"
BS-1V	1"
BS-112V	1.1/2"
Tech Sheet 10513	

Mild Steel, Nitrile, to suit Metric Threads

1005	To Suit
BS-M8	M8
BS-M10	M10
BS-M12	M12
BS-M14	M14
BS-M16	M16
BS-M18	M18
BS-M22	M22

Standard Bonded Seals (Not Self Centering)

Mild Steel, Nitrile, to suit JIC/UNF Thread Form

1005	To Suit
BS-14JIC	1/4"
BS-516JIC	5/16"
BS-716JIC	7/16"
BS-12JIC	1/2"
BS-916JIC	9/16"
BS-58JIC	5/8"
BS-1116JIC	11/16"
BS-34JIC	3/4"
BS-1516JIC	15/16"
BS-1-116JIC	1.1/16"
BS-1-18JIC	1.1/8"
BS-1-14JIC	1.1/4"
Tech Sheet 10513	

Mild Steel, Nitrile, to suit JIC/UNF Thread Form

1005	To Suit
BS-6BA	6BA
BS-4BA	4BA
BS-2BA	2BA

Fibre Washers

FT PRO

1005	To Suit
FW5M	M5
FW18	1/8"
FW14	1/4"
FW38	3/8"
FW12	1/2"
FW34	3/4"
FW1	1"
FW114	1.1/4"
FW112	1.1/2"
FW2	2"
Tech Sheet 20357	

Washers

Flat Copper Washer, Metric

1300	BSPP Male Thread	OD ID x Thickness
CWM8	M8	11 x 8 x 0.9
CWM10	M10	16 x 10 x 1
CWM12	M12	16 x 12 x 1
CWM14	M14	18 x 14 x 1
CWM16	M16	20 x 16 x 1.5
CWM18	M18	24 x 18 x 1.5
CWM22	M22	27 x 22 x 1.75

Copper Washers for BSPP Stud Ends

1300	Male Thread	Female Thread
CW18	1/8"	3/8"
CW14	1/4"	1/2"
CW38	3/8"	3/4"
CW12	1/2"	7/8"
CW34	3/4"	-
CW1	1"	-
CW114	1.1/4"	-
CW112	1.1/2"	-
CW2	2"	-
Tech Sheet 20358		

Nylon, Notched

1030	Thread
D11X-5M	M5
D11X-1/8	1/8"
D11X-1/4	1/4"
D11X-3/8	3/8"
D11X-1/2	1/2"
D11X-3/4	3/4"
Tech Sheet 10705	

Bonded Seals

Stainless Steel, Nitrile, to suit Metric Threads

1005	To Suit
SSBSM04N	M4
SSBSM06N	M6
SSBSM08N	M8
SSBSM10N	M10
SSBSM12N	M12
SSBSM14N	M14
SSBSM16N	M16
SSBSM20N	M20

HYDRAULIC SEALS

O-Rings

Imperial O-Rings, Nitrile 70 Shore, Per Pack of 100

1005	ID	Wall Thickness Imperial
ORING-BS006N	1/8"	0.07
ORING-BS007N	5/32"	0.07
ORING-BS008N	3/16"	0.07
ORING-BS009N	7/32"	0.07
ORING-BS010N	1/4"	0.07
ORING-BS011N	5/16"	0.07
ORING-BS012N	3/8"	0.07
ORING-BS110N	3/8"	0.103
ORING-BS111N	7/16"	0.103
ORING-BS112N	1/2"	0.103
ORING-BS113N	9/16"	0.103
ORING-BS114N	5/8"	0.103
ORING-BS115N	11/16"	0.103
ORING-BS116N	3/4"	0.103
ORING-BS210N	3/4"	0.139
ORING-BS211N	13/16"	0.139
ORING-BS212N	7/8"	0.139
ORING-BS213N	15/16"	0.139
ORING-BS214N	1"	0.139
ORING-BS215N	1.1/16"	0.139
ORING-BS216N	1.1/8"	0.139
ORING-BS217N	1.3/16"	0.139
ORING-BS218N	1.1/4"	0.139
ORING-BS219N	1.5/16"	0.139
ORING-BS220N	1.3/8"	0.139
ORING-BS221N	1.7/16"	0.139
ORING-BS222N	1.1/2"	0.139
ORING-BS325N	1.1/2"	0.21
ORING-BS326N	1.5/8"	0.21
ORING-BS327N	1.3/4"	0.21

Imperial O-Rings, Viton 75 Shore, Per Pack of 100

1005	ID	Wall Thickness Imperial
ORING-BS006V	1/8"	0.07
ORING-BS008V	3/16"	0.07
ORING-BS009V	7/32"	0.07
ORING-BS010V	1/4"	0.07
ORING-BS011V	5/16"	0.07
ORING-BS012V	3/8"	0.07
ORING-BS110V	3/8"	0.103
ORING-BS112V	1/2"	0.103
ORING-BS116V	3/4"	0.103
ORING-BS211V	13/16"	0.139
ORING-BS212V	7/8"	0.139
ORING-BS218V	1.1/4"	0.139
ORING-BS221V	1.7/16"	0.139

Metric O-Rings, Nitrile 70 Shore, Per Pack of 100

1005	ID mm	Wall Thickness mm
M-3X2	3	2
M-4X2	4	2
M-5X2	5	2
M-6X2	6	2
M-7X2	7	2
M-8X2	8	2
M-10X2	10	2
M-10X2.5	10	2.5
M-11X2.5	11	2.5
M-12X2.5	12	2.5
M-14X2.5	14	2.5
M-16X2.5	16	2.5
M-17X2.5	17	2.5
M-19X2.5	19	2.5
M-19X3	19	3
M-20X3	20	3
M-22X3	22	3
M-24X3	24	3
M-25X3	25	3
M-27X3	27	3
M-28X3	28	3
M-30X3	30	3
M-32X3	32	3
M-33X3	33	3
M-35X3	35	3
M-36X3	36	3
M-38X3	38	3
M-38X4	38	4
M-41X4	41	4
M-44X4	44	4

Flaretite

Flaretite 304 Stainless Steel, JIC 37°

0266	JIC Thread
FF13267	7/16"
FF13268	9/16"
FF13269	3/4"
FF13270	7/8"
FF13271	1.1/16"
FF13272	1.5/16"
FF13273	1.5/8"
FF13570	1.7/8"
FF13571	2.1/2"

Tech Sheet 20353

The Flaretite Seal is a metal stamping, designed with multiple, concentric sealing rings.

The entire seal is coated with a **dry-to-the-touch**, baked-on Loctite™ sealant. When inserted into a fitting, the concentric rings form multiple seals down the face of the flare, while the Loctite™ coating fills minor imperfections, dramatically increasing the integrity of the fitting. New ISO and NFPA standards strongly recommend seals for all fittings.

- **Fits all standard JIC/SAE/JIS** flare fittings, hydraulic and pneumatic
- Has a **user-friendly tab to clip the seal** onto the fitting
- **Protects against weeping** on new and damaged fittings
- Creates a perfect **leak-free clip-on seal, guaranteed**
- Complies with latest international standards

Other seals available on request.

Working Temperature:
-40°C to +150°C

For **JIC Adaptors** see pages **72-80**

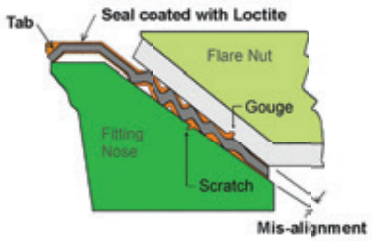

Flaretite Seal Installed

HYDRAULIC SEALS

SAE Flange Seals

Designed to fit the SAE J518 location grooves. Made from high performance grade of polyurethane, the material provides excellent resistance-to-gap extrusion. Covers a wide temperature range from -40°C to +110°C at pressures up to 400 bar.

Contents:
10 x 1/2"
10 x 3/4"
10 x 1"
10 x 1.1/4"
10 x 1.1/2"
10 x 2"

1005	No. of Parts	Type
SAE-KIT01	60	SAE Flange
Tech Sheet 68214		

CAT Flange Seals

CAT D-Rings provide a high pressure seal between flange and port face on C T hose assemblies. Can be used in conjunction with CAT XT-5 and XT-6 type flanges.

Material: Nitrile
Contents:
10 x 3/4"
10 x 1"
10 x 1.1/4"
10 x 1.1/2"
10 x 2"

1005	No. of Parts	Type
CAT-KIT01	50	CAT Flange
Tech Sheet 68216		

ORFS Seal Kit

O-Ring face seal kit to suit ORFS male fittings

Material: Nitrile
Contents:
50 x 9/16"
50 x 11/16"
30 x 13/16"
30 x 1"
30 x 1.3/16
20 x 1.7/16"
20 x 1.11/16"

1005	No. of Parts	Type
ORFS-KIT01	230	ORFS
Tech Sheet 68215		

Splicing Kit

Ideal for repairing or replacing damaged O-Ring seals.

Material: Nitrile
Contents:
14 x standard sizes of O-Ring cord
1 x tape measure
1 x cutting block
(for butt or scarf joins)
1 x cutting knife
1 x tube glue

Rubber Cord:
2 metres of each size:
1.78, 2, 2.4, 2.62, 3, 3.53, 4, 4.5, 5, 5.33, 5.7, 6, 7 and 8mm.

O-Ring Splicing Kit

1005
SPLICING-KIT01
Tech Sheet 68213

Seal Kits

Assorted Bonded Seals

1005	No. of Parts	Type
BSK-1	140	Imperial
BSK-2	140	Metric
Tech Sheet 20372		

Assorted O-Rings

1005	No. of Parts	Type
IOK-1	382	Imperial
MOK-1	404	Metric
Tech Sheet 20373		

PLASTIC CAPS & PLUGS

SR 1077 Threaded Fitting Plugs

- Knurled head for easy application
- Ideal for sealing 37° flare fittin

Red LDPE, UNF Thread

0307	Thread
110228	5/16"
110177	3/8"
110178	7/16"
110179	1/2"
110180	9/16"
110181	5/8"
110182	3/4"
110183	7/8"
110184	1.1/16"

For **Hydraulic Adaptors** see pages **52-108**

SR 1002 Threaded Protection Plugs

- Easy to grip head
- Thread ensures secure fi
- Excellent protection from dirt, moisture and corrosion
- Widely used in hydraulic, pneumatic and general engineering industries

Red LDPE, UNF/JIC Thread

0307	Thread
10692	3/8"
10763	7/16"
10696	1/2"
10668	9/16"
10940	5/8"
10575	3/4"
12827	13/16"
10326	7/8"
12785	1"
10460	1.1/16"
11506	1.3/16"
10671	1.5/16"
11752	1.5/8"
11755	1.7/8"

Red LDPE, Metric Thread

0307	Thread
12011	M8 x 1
12012	M10 x 1
12013	M12 x 1
12017	M12 x 1.5
12018	M14 x 1.5
12019	M16 x 1.5
10458	M18 x 1.5
12020	M20 x 1.5
10128	M22 x 1.5
12021	M24 x 1.5
12022	M25 x 1.5
12023	M26 x 1.5

Red LDPE, BSP/Gas

0307	Thread
10651	1/8" x 28
10588	1/4" x 19
10996	3/8" x 19
10590	1/2" x 14
10511	5/8" x 14
10731	3/4" x 14
10810	1" x 11
10459	1.1/4" x 11
11242	1.1/2" x 11

SR 1018 Threaded Protection Caps

- Used throughout the automotive, fluid power and engineering industries
- Protect threaded components from dust, moisture and damage

Red LDPE, UNF/JIC Thread

0307	Thread
10251	3/8"
12652	7/16"
10332	7/16"
10528	1/2"
11041	9/16"
10653	5/18"
12847	3/4"
11089	7/8"
12075	7/8"
12826	1"
10685	1.1/16"
10163	1.3/16"
10151	1.5/16"

Red LDPE, Metric Thread

0307	Thread
12100	M8 x 1
12101	M10 x 1
12102	M12 x 1
12103	M12 x 1.5
12104	M14 x 1.5
12650	M14 x 1.5
12105	M16 x 1.5
12106	M18 x 1.5
12107	M20 x 1.5
12845	M22 x 1.5
12109	M24 x 1.5
12110	M25 x 1.5
12967	M28 x 1.5
12122	M30 x 2
12123	M36 x 2
12124	M42 x 2
12126	M52 x 2

Red LDPE, BSP/Gas

0307	Thread
10392	1/8" x 28
10559	1/4" x 19
10104	3/8" x 19
10198	1/2" x 14
11157	5/8" x 14
10205	3/4" x 14
10204	1" x 11
10167	1.1/4" x 11
10432	1.1/2" x 11
10968	2" x 11

PLASTIC CAPS & PLUGS

SR 1000 Tapered Caps/Plugs

- Use as cap or plug
- Easy fitting and remova
- Provide excellent protection from damage, dirt, moisture and corrosion during storage and transport

Red LDPE

0307	To Suit Hose ID	To Suit Hose OD
10991	6.1	4.4
10727	7.6	6.2
10549	9.1	7.7
10289	10	8.4
10750	11.8	10
10114	12.3	10.9
10438	15.3	13.6
10342	16	14.2
10424	17	14.7
11139	18.3	16.4
10394	20	17.8
10136	26.4	23.4
10732	27.7	24.7
10272	32.6	30
10181	37.2	33.3
10491	40.6	36.9
10485	42.7	39.6

For **Hydraulic Tube** see pages **179-183**

SR 1125 O-Ring Threaded Plugs

- Can be applied by spanner, screwdriver or socket; manually or with power tool

Yellow HDPE, Metric Thread

0307	Thread
467087	M8 x 1
467088	M10 x 1
467089	M12 x 1
467090	M10 x 1.5
467091	M12 x 1.5
467092	M14 x 1.5
467093	M16 x 1.5
467094	M18 x 1.5
467095	M20 x 1.5
467096	M22 x 1.5

Yellow HDPE, UNF Thread

0307	Thread
467114	3/8" x 24
467115	7/16" x 20
467116	1/2" x 20
467117	9/16" x 18
467118	5/8" x 18
467119	3/4" x 16
467120	7/8" x 14
467121	1" x 14

Yellow HDPE, BSP Thread

0307	Thread
467127	1/8" x 28
467128	1/4" x 19
467129	3/8" x 19
467130	1/2" x 14
467131	5/8" x 14
467133	7/8" x 14
467134	1" x 11

Walform® Machine Hire

Most popular cold forming tube fitting system in the world!

Hassle free hire includes:

- **Walform machine**
- **Tooling**
- **Shipping and Collection**

Hire available now with an order for Danfoss Waltech compression fittings, tube and clamps

Contact your Account Manager to discuss your requirements

Danfoss's Waltech Trilogy

- Simple final in service assembly with prefabricated tube ends
- Best in class performance
- Maximum system stability and safety
- Superior quality
- Global availability

WALPRO®



WALRING·



WALFORM™



COMPONENT PARTS

Threaded Plugs

Captive nitrile seal.

BSPP

0350	Thread
VSR1/8WD	1/8"
VSR1/4WD	1/4"
VSR3/8WD	3/8"
VSR1/2WD	1/2"
VSR3/4WD	3/4"
VSR1WD	1"
VSR11/4WD	1.1/4"
VSR11/2WD	1.1/2"
Tech Sheet 1656	

Captive nitrile seal

Metric

0350	Thread
VSM8X1.0WD	M8 x 1.0
VSM12X1.5WD	M12 x 1.5
VSM14X1.5WD	M14 x 1.5
VSM16X1.5WD	M16 x 1.5
VSM18X1.5WD	M18 x 1.5
VSM20X1.5WD	M20 x 1.5
VSM22X1.5WD	M22 x 1.5
VSM26X1.5WD	M26 x 1.5
VSM27X2WD	M27 x 2
VSM33X2WD	M33 x 2
VSM42X2WD	M42 x 2
VSM48X2WD	M48 x 2
Tech Sheet 1656	

Blanking Plugs

Extra Light-duty

0350	To Suit Tube OD mm
VSD4LLMMB	4
VSD6LLMMD	6
VSD8LLMMD	8
Tech Sheet 1657	

Light-duty

0350	To Suit Tube OD mm
VSD6L/SMMB	6
VSD8L/SMMB	8
VSD10L/SMMB	10
VSD12L/SMMB	12
VSD15LMMB	15
VSD18LMMB	18
VSD22LMMB	22
VSD28LMMB	28
VSD35LMMB	35
VSD42LMMB	42
Tech Sheet 1657	

Heavy-duty

0350	To Suit Tube OD mm
VSD14SMMB	14
VSD16SMMB	16
VSD20SMMB	20
VSD25SMMB	25
VSD30SMMB	30
VSD38SMMB	38
Tech Sheet 1657	

Blanking Ends

Suitable for swivel end connectors.

Light-duty

0350	OD mm	Max Pressure Bar
VSK6L	6	500
VSK8L	8	500
VSK10L	10	500
VSK12L	12	400
VSK15L	15	400
VSK18L	18	400
VSK22L	22	250
VSK28L	28	250
VSK35L	35	250
VSK42L	42	250
Tech Sheet 1658		

Heavy-duty

0350	OD mm	Max Pressure Bar
VSK6S	6	800
VSK8S	8	800
VSK10S	10	800
VSK12S	12	630
VSK14S	14	630
VSK16S	16	630
VSK20S	20	420
VSK25S	25	420
VSK30S	30	420
VSK38S	38	420
Tech Sheet 1658		

For **Hose & Pipe Cleaning Kits** see page **49**

COMPONENT PARTS

Walring Nuts c/w Profile Ring & O-Ring

Metric, Light-duty Viton

0350	Thread	OD mm	Max Pressure Bar
WR6LVIA2M	M12 x 1.5	6	500
WR8LVIA2M	M14 x 1.5	8	500
WR10LVIA2M	M16 x 1.5	10	500
WR12LVIA2M	M18 x 1.5	12	400
WR15LVIA2M	M22 x 1.5	15	400
WR18LVIA2M	M26 x 1.5	18	400
WR22LVIA2M	M30 x 2	22	250
WR28LVIA2M	M36 x 2	28	250
WR35LVIA2M	M45 x 2	35	250
WR42LVIA2M	M52 x 2	42	250
Tech Sheet 1660			

Metric, Heavy-duty Viton

0350	Thread	OD mm	Max Pressure Bar
WR6SVIA2M	M14 x 1.5	6	800
WR8SVIA2M	M16 x 1.5	8	800
WR12SVIA2M	M20 x 1.5	12	630
WR16SVIA2M	M24 x 1.5	16	630
WR20SVIA2M	M30 x 2	20	420
WR25SVIA2M	M36 x 2	25	420
WR30SVIA2M	M42 x 2	30	420
WR38SVIA2M	M52 x 2	38	420
Tech Sheet 1660			

Metric, Light-duty Nitrile

0350	Thread	OD mm	Max Pressure Bar
WR6LA2M	M12 x 1.5	6	500
WR8LA2M	M14 x 1.5	8	500
WR10LA2M	M16 x 1.5	10	500
WR12LA2M	M18 x 1.5	12	400
WR15LA2M	M22 x 1.5	15	400
WR18LA2M	M26 x 1.5	18	400
WR22LA2M	M30 x 2	22	250
WR28LA2M	M36 x 2	28	250
WR35LA2M	M45 x 2	35	250
WR42LA2M	M52 x 2	42	250
Tech Sheet 1660			

Metric, Heavy-duty Nitrile

0350	Thread	OD mm	Max Pressure Bar
WR6SA2M	M14 x 1.5	6	800
WR10SA2M	M18 x 1.5	10	800
WR12SA2M	M20 x 1.5	12	630
WR16SA2M	M24 x 1.5	16	630
WR20SA2M	M30 x 2	20	420
WR25SA2M	M36 x 2	25	420
WR38SA2M	M52 x 2	38	420
Tech Sheet 1660			

DIN 2353 Walform Nuts

Light-duty

0350	Thread	OD mm	Max Pressure Bar
M-6L	M12 x 1.5	6	500
M-8L	M14 x 1.5	8	500
M-10L	M16 x 1.5	10	500
M-12L	M18 x 1.5	12	400
M-15L	M22 x 1.5	15	400
M-18L	M26 x 1.5	18	400
M-22L	M30 x 2	22	250
M-28L	M36 x 2	28	250
M-35L	M45 x 2	35	250
M-42L	M52 x 2	42	250

Heavy-duty

0350	Thread	OD mm	Max Pressure Bar
M6S	M14 x 1.5	6	800
M8S	M16 x 1.5	8	800
M10S	M18 x 1.5	10	800
M12S	M20 x 1.5	12	630
M14S	M22 x 1.5	14	630
M16S	M24 x 1.5	16	420
M20S	M30 x 2	20	420
M25S	M36 x 2	25	420
M30S	M42 x 2	30	420
M38S	M52 x 2	38	420

Walpro Nut & Profile Ring

Extra Light-duty

0350	OD mm	Max Pressure Bar
SR-M 4 LL	4	100
SR-M 6 LL	6	100
SR-M 8 LL	8	100

Light-duty

0350	OD mm	Max Pressure Bar
PR-M 6 L	6	500
PR-M 8 L	8	500
PR-M 10 L	10	500
PR-M 12 L	12	400
PR-M 15 L	15	400
PR-M 18 L	18	400
PR-M 22 L	22	250
PR-M 28 L	28	250
PR-M 35 L	35	250
PR-M 42 L	42	250

Heavy-duty

0350	OD mm	Max Pressure Bar
PR-M 6 S	6	800
PR-M 8 S	8	800
PR-M 10 S	10	800
PR-M 12 S	12	630
PR-M 14 S	14	630
PR-M 16 S	16	420
PR-M 20 S	20	420
PR-M 25 S	25	420
PR-M 30 S	30	420
PR-M 38 S	38	420

FT PRO®



You might also need
CETOP 3 Manifold
see page **208**

COMPONENT PARTS

Walform Plus Viton Captive Seal

Light-duty

0350	To Suit Nut
WF-WD18LVI	18L
WF-WD22LVI	22L
WF-WD28LVI	28L
WF-WD35LVI	35L
WF-WD42LVI	42L
Tech Sheet 1660	

Heavy-duty

0350	To Suit Nut
WF-WD16SVI	16S
WF-WD20SVI	20S
WF-WD25SVI	25S
WF-WD30SVI	30S
WF-WD38SVI	38S
Tech Sheet 1660	

Walform Plus Nitrile Captive Seal

Light/Heavy-duty

0350	To Suit Nut
WF-WD6L/S	6L/S
WF-WD8L/S	8L/S
WF-WD10L/S	10L/S
WF-WD12L/S	12L/S
WF-WD15L	15L
WF-WD16S	16S
WF-WD18L	18L
WF-WD20S	20S
WF-WD22L	22L
WF-WD25S	25S
WF-WD28L	28L
WF-WD30S	30S
WF-WD35L	35L
WF-WD38S	38S
WF-WD42L	42L
Tech Sheet 1660	

Walform Nut & Seal

Light-duty, Viton

0350	OD mm
WF-M 6 L VI	6
WF-M 8 L VI	8
WF-M 10 L VI	10
WF-M 12 L VI	12
WF-M 15 L VI	15
WF-M 18 L VI	18
WF-M 22 L VI	22
WF-M 28 L VI	28
WF-M 35 L VI	35
WF-M 42 L VI	42

Light-duty, Nitrile

0350	OD mm
WF-M 6 L NBR	6
WF-M 8 L NBR	8
WF-M 10 L NBR	10
WF-M 12 L NBR	12
WF-M 15 L NBR	15
WF-M 18 L NBR	18
WF-M 22 L NBR	22
WF-M 28 L NBR	28
WF-M 35 L NBR	35
WF-M 42 L NBR	42

Heavy-duty, Viton

0350	OD mm
WF-M 6 S VI	6
WF-M 8 S VI	8
WF-M 10 S VI	10
WF-M 12 S VI	12
WF-M 16 S VI	16
WF-M 20 S VI	20
WF-M 25 S VI	25
WF-M 30 S VI	30
WF-M 38 S VI	38

Heavy-duty, Nitrile

0350	OD mm
WF-M 6 S NBR	6
WF-M 8 S NBR	8
WF-M 10 S NBR	10
WF-M 12 S NBR	12
WF-M 16 S NBR	16
WF-M 20 S NBR	20
WF-M 25 S NBR	25
WF-M 30 S NBR	30
WF-M 38 S NBR	38

Walform Machine Hire

Hire available with an order for Danfoss Waltech compression fittings, tube and clamp

Hassle free hire includes:
- **Walform machine**
- **Tooling**
- **Shipping and Collection**

Hire available now with order for Danfoss Waltech compression fittings

MALE STUD COUPLINGS

CUTTING RING COUPLINGS DIN 2353/ISO 8434-1

Waltech Hydraulic BITE TYPE Fittings

Waltech offer a complete product range and highest quality:
Based on this principle Waltech offers one of the most comprehensive product ranges for tube coupling systems.

The Waltech programme includes cutting ring, soft seal, flared coupling and flange couplings, plus a wide range of accessories

The Waltech range of hydraulic compression fittings cover sizes fro 6mm od to 42mm od in light-duty and from 6mm od to 38mm od in heavy-duty.

Manufactured to DIN 2353 standard, mild steel with C6F free surface coating, each compression fitting is supplied complete with cutting ring and nut

Pressure Range Guide:	**Heavy-duty**
Light-duty	6mm OD-16mm OD = 630 bar
6mm OD-18mm OD= 400 bar	20mm OD-25mm OD = 400 bar
22mm OD-42mm OD= 250 bar	30mm OD-38mm= 250 bar

These pressures are for guide purposes only and please consult our technical department for specific applications

BSPP 60º Cone

Light-duty

0350	Thread	OD mm	Max Pressure Bar
GEV6LRFOA	1/8"	6	400
GEV8LR1/8FOA	1/8"	8	400
GEV6LR1/4FOA	1/4"	6	400
GEV8LRFOA	1/4"	8	400
GEV10LRFOA	1/4"	10	400
GEV12LR1/4FOA	1/4"	12	400
GEV6LR3/8FOA	3/8"	6	400
GEV8LR3/8FOA	3/8"	8	400
GEV10LR3/8FOA	3/8"	10	400
GEV12LRFOA	3/8"	12	400
GEV15LR3/8FOA	3/8"	15	400
GEV10LR1/2FOA	1/2"	10	400
GEV12LR1/2FOA	1/2"	12	400
GEV15LRFOA	1/2"	15	400
GEV18LRFOA	1/2"	18	400
GEV22LR1/2FOA	1/2"	22	250
GEV18LR3/4FOA	3/4"	18	400
GEV22LRFOA	3/4"	22	250
GEV28LR3/4FOA	3/4"	28	250
GEV28LRFOA	1"	28	250
GEV35LRFOA	1.1/4"	35	250
Tech Sheet 20898			

Heavy-duty

0350	Thread	OD mm	Max Pressure Bar
GEV8SRFOA	1/4"	8	630
GEV10SR1/4FOA	1/4"	10	630
GEV12SR1/4FOA	1/4"	12	630
GEV10SRFOA	3/8"	10	630
GEV12SRFOA	3/8"	12	630
GEV16SR3/8FOA	3/8"	16	630
GEV12SR1/2FOA	1/2"	12	630
GEV14SRFOA	1/2"	14	630
GEV16SRFOA	1/2"	16	630
GEV20SR1/2FOA	1/2"	20	400
GEV16SR3/4FOA	3/4"	16	630
GEV20SRFOA	3/4"	20	400
GEV25SR3/4FOA	3/4"	25	400
GEV25SRFOA	1"	25	400
GEV30SR1FOA	1"	30	250
GEV38SR1FOA	1"	38	250
GEV38SRFOA	1.1/2"	38	250
GEV30SR11/4FOA	1.1/4"	30	250
GEV38SR11/4FOA	1.1/4"	38	250
Tech Sheet 20898			

BSPT

Extra Light-duty

0350	Thread	OD mm	Max Pressure Bar
GEV4LLRK	1/8"	4	100
GEV6LLRK	1/8"	6	100
GEV8LLRK	1/8"	8	100
Tech Sheet 1661			

Light-duty

0350	Thread	OD mm	Max Pressure Bar
GEV8LRK	1/4"	8	250
GEV10LRK	1/4"	10	250
GEV12LR1/4K	1/4"	12	250
GEV10LR3/8K	3/8"	10	250
GEV12LRK	3/8"	12	250
GEV15LRK	1/2"	15	250
Tech Sheet 1661			

Form B, Metric

Light-duty

0350	Thread	OD mm	Max Pressure Bar
GEV6LM12X1.5	M12 x 1.5	6	400
GEV8LM	M12 x 1.5	8	400
GEV10LM	M14 x 1.5	10	400
GEV8LM16X1.5	M16 x 1.5	8	400
GEV10LM16X1.5	M16 x 1.5	10	400
GEV12LM	M16 x 1.5	12	400
GEV10LM18X1.5	M18 x 1.5	10	400
GEV12LM18X1.5	M18 x 1.5	12	400
GEV15LM	M18 x 1.5	15	400
GEV18LM18X1.5	M18 x 1.5	18	400
GEV10LM22X1.5	M22 x 1.5	10	400
GEV12LM22X1.5	M22 x 1.5	12	400
GEV15LM22X1.5	M22 x 1.5	15	400
GEV18LM	M22 x 1.5	18	400
GEV22LM	M26 x 1.5	22	250
GEV28LM	M33 x 2	28	250
GEV35LM	M42 x 2	35	250
GEV42LM	M48 x 2	42	250
Tech Sheet 1662			

Heavy-duty

0350	Thread	OD mm	Max Pressure Bar
GEV6SM	M12 x 1.5	6	630
GEV8SM	M14 x 1.5	8	630
GEV10SM	M16 x 1.5	10	630
GEV12SM	M18 x 1.5	12	630
GEV16SM18X1.5	M18 x 1.5	16	630
GEV14SM	M20 x 1.5	14	630
GEV16SM	M22 x 1.5	16	630
GEV20SM	M27 x 2	20	400
GEV25SM	M33 x 2	25	400
GEV30SM	M42 x 2	30	250
GEV38SM	M48 x 2	38	250
Tech Sheet 1662			

MALE STUD COUPLINGS

Form B, BSPP

Light-duty

0350	Thread	OD mm	Max Pressure Bar
GEV6LR	1/8"	6	400
GEV8LR1/8	1/8"	8	400
GEV6LR1/4	1/4"	6	400
GEV8LR	1/4"	8	400
GEV10LR	1/4"	10	400
GEV12LR1/4	1/4"	12	400
GEV6LR3/8	3/8"	6	400
GEV8LR3/8	3/8"	8	400
GEV10LR3/8	3/8"	10	400
GEV12LR	3/8"	12	400
GEV15LR3/8	3/8"	15	400
GEV18LR3/8	3/8"	18	400
GEV8LR1/2	1/2"	8	400
GEV10LR1/2	1/2"	10	400
GEV12LR1/2	1/2"	12	400
GEV15LR	1/2"	15	400
GEV18LR	1/2"	18	400
GEV22LR1/2	1/2"	22	250
GEV15LR3/4	3/4"	15	400
GEV18LR3/4	3/4"	18	400
GEV22LR	3/4"	22	250
GEV28LR3/4	3/4"	28	250
GEV22LR1	1"	22	250
GEV28LR	1"	28	250
GEV35LR1	1"	35	250
GEV42LR	1.1/2"	42	250
Tech Sheet 1663			

Heavy-duty

0350	Thread	OD mm	Max Pressure Bar
GEV6SR	1/4"	6	630
GEV8SR	1/4"	8	630
GEV10SR1/4	1/4"	10	630
GEV12SR1/4	1/4"	12	630
GEV8SR3/8	3/8"	8	630
GEV10SR	3/8"	10	630
GEV12SR	3/8"	12	630
GEV14SR3/8	3/8"	14	630
GEV16SR3/8	3/8"	16	630
GEV8SR1/2	1/2"	8	630
GEV10SR1/2	1/2"	10	630
GEV12SR1/2	1/2"	12	630
GEV14SR	1/2"	14	630
GEV16SR	1/2"	16	630
GEV20SR1/2	1/2"	20	400
GEV16SR3/4	3/4"	16	630
GEV20SR	3/4"	20	400
GEV25SR3/4	3/4"	25	400
GEV30SR3/4	3/4"	30	250
GEV20SR1	1"	20	400
GEV25SR	1"	25	400
GEV30SR1	1"	30	250
GEV30SR	1.1/4"	30	250
GEV38SR11/4	1.1/4"	38	250
GEV38SR	1.1/2"	38	250
Tech Sheet 1663			

Form E, Metric

Light-duty

0350	Thread	OD mm	Max Pressure Bar
GEV6LMWD	M10 x 1	6	500
GEV8LMWD	M12 x 1.5	8	500
GEV10LMWD	M14 x 1.5	10	500
GEV12LMWD	M16 x 1.5	12	400
GEV12LM18X1.5WD	M18 x 1.5	12	400
GEV15LMD	M18 x 1.5	15	400
GEV18LM18X1.5WD	M18 x 1.5	18	400
GEV12LM22X1.5WD	M22 x 1.5	12	400
GEV15LM22X1.5WD	M22 x 1.5	15	400
GEV18LMWD	M22 x 1.5	18	400
GEV22LMWD	M26 x 1.5	22	250
GEV28LMWD	M33 x 2	28	250
GEV35LMWD	M42 x 2	35	250
Tech Sheet 1664			

Heavy-duty

0350	Thread	OD mm	Max Pressure Bar
GEV6SMWD	M12 x 1.5	6	800
GEV8SMWD	M14 x 1.5	8	800
GEV10SMWD	M16 x 1.5	10	800
GEV12SMWD	M18 x 1.5	12	630
GEV14SMWD	M20 x 1.5	14	630
GEV16SMWD	M22 x 1.5	16	630
GEV20SMWD	M27 x 2	20	420
GEV25SMWD	M33 x 2	25	420
GEV30SMWD	M42 x 2	30	420
GEV38SMWD	M48 x 2	38	420
Tech Sheet 1664			

Form E, BSPP

Light-duty

0350	Thread	OD mm	Max Pressure Bar
GEV6LRWD	1/8"	6	500
GEV8LR1/8WD	1/8"	8	500
GEV6LR1/4WD	1/4"	6	500
GEV8LRWD	1/4"	8	500
GEV10LRWD	1/4"	10	500
GEV12LR1/4WD	1/4"	12	400
GEV8LR3/8WD	3/8"	8	500
GEV10LR3/8WD	3/8"	10	500
GEV12LRWD	3/8"	12	400
GEV15LR3/8WD	3/8"	15	400
GEV10LR1/2WD	1/2"	10	500
GEV12LR1/2WD	1/2"	12	400
GEV15LRWD	1/2"	15	400
GEV18LRWD	1/2"	18	400
GEV18LR3/4WD	3/4"	18	400
GEV22LRWD	3/4"	22	250
GEV28LRWD	1"	28	250
GEV35LRWD	1.1/4"	35	250
GEV42LRWD	1.1/2"	42	250
Tech Sheet 1665			

Heavy-duty

0350	Thread	OD mm	Max Pressure Bar
GEV6SRWD	1/4"	6	800
GEV8SRWD	1/4"	8	800
GEV10SR1/4WD	1/4"	10	800
GEV12SR1/4WD	1/4"	12	630
GEV8SR3/8WD	3/8"	8	800
GEV10SRWD	3/8"	10	800
GEV12SRWD	3/8"	12	630
GEV16SR3/8WD	3/8"	16	630
GEV10SR1/2WD	1/2"	10	800
GEV12SR1/2WD	1/2"	12	630
GEV14SRWD	1/2"	14	630
GEV16SRWD	1/2"	16	630
GEV16SR3/4WD	3/4"	16	630
GEV20SRWD	3/4"	20	420
GEV25SR3/4WD	3/4"	25	420
GEV25SRWD	1"	25	420
GEV30SRWD	1.1/4"	30	420
GEV38SRWD	1.1/2"	38	420
Tech Sheet 1665			

For **Hydraulic Tube Clamps** see pages **184-200**



MALE STUD COUPLINGS

NPT

Extra Light-duty

0350	Thread	OD mm	Max Pressure Bar
GEV4LL1/8NPT	1/8"	4	100
GEV6LL1/8NPT	1/8"	6	100
GEV8LL1/8NPT	1/8"	8	100
Tech Sheet 1666			

Light-duty

0350	Thread	OD mm	Max Pressure Bar
GEV6L1/8NPT	1/8"	6	315
GEV6L1/4NPT	1/4"	6	315
GEV8L1/4NPT	1/4"	8	315
GEV10L1/4NPT	1/4"	10	315
GEV12L1/4NPT	1/4"	12	315
GEV10L3/8NPT	3/8"	10	315
GEV12L3/8NPT	3/8"	12	315
GEV12L1/2NPT	1/2"	12	315
GEV15L1/2NPT	1/2"	15	315
GEV18L1/2NPT	1/2"	18	315
GEV22L3/4NPT	3/4"	22	160
GEV28L1NPT	1"	28	160
GEV35L11/4NPT	1.1/4"	35	160
GEV42L11/2NPT	1.1/2"	42	160
Tech Sheet 1666			

Heavy-duty

0350	Thread	OD mm	Max Pressure Bar
GEV8S1/4NPT	1/4"	8	630
GEV10S1/4NPT	1/4"	10	630
GEV12S1/4NPT	1/4"	12	630
GEV10S3/8NPT	3/8"	10	630
GEV12S3/8NPT	3/8"	12	630
GEV12S1/2NPT	1/2"	12	630
GEV14S1/2NPT	1/2"	14	630
GEV16S1/2NPT	1/2"	16	400
GEV25S1NPT	1"	25	400
GEV38S11/2NPT	1.1/2"	38	315
Tech Sheet 1666			

UNF

Light-duty

0350	Thread	OD mm	Max Pressure Bar
GEV8L7/16-20UNF	7/16-20 UNF	8	400
GEV10L7/16-20UNF	7/16-20 UNF	10	400
GEV8L9/16-18UNF	9/16-18 UNF	8	400
GEV10L9/16-18UNF	9/16-18 UNF	10	400
GEV12L9/16-18UNF	9/16-18 UNF	12	400
GEV12L3/4-16UNF	3/4-16 UNF	12	400
GEV15L3/4-16UNF	3/4-16 UNF	15	400
GEV18L3/4-16UNF	3/4-16 UNF	18	400
GEV12L7/8-14UNF	7/8-14 UNF	12	400
GEV15L7/8-14UNF	7/8-14 UNF	15	400
GEV18L7/8-14UNF	7/8-14 UNF	18	400
GEV22L7/8-14UNF	7/8-14 UNF	22	250
GEV28L7/8-14UNF	7/8-14 UNF	28	250
GEV22L11/16-12UN	1.1/16-12 UN	22	250
GEV28L15/16-12UN	1.5/16-12 UN	28	250
GEV35L15/16-12UN	1.5/16-12 UN	35	250
GEV35L15/8-12UN	1.5/8-12 UN	35	250
Tech Sheet 1667			

Heavy-duty

0350	Thread	OD mm	Max Pressure Bar
GEV10S9/16-18UNF	9/16-18 UNF	10	630
GEV12S3/4-16UNF	3/4-16 UNF	12	630
GEV16S3/4-16UNF	3/4-16 UNF	16	630
GEV20S3/4-16UNF	3/4-16 UNF	20	400
GEV16S7/8-14UNF	7/8-14 UNF	16	630
GEV20S7/8-14UNF	7/8-14 UNF	20	400
GEV20S11/16-12UN	1.1/16-10 UN	20	400
GEV30S15/8-12UN	1.5/8-12 UN	30	315
Tech Sheet 1667			

For **Hydraulic Ball Valves**
see pages **238-240**

MALE STUD ELBOWS & REDUCING BUSHES

Elbows

BSPT, Extra Light-duty

0350	Thread	OD mm	Max Pressure Bar
WEV4LLRK	1/8"	4	100
WEV6LLRK	1/8"	6	100
WEV8LLRK	1/8"	8	100
Tech Sheet 1668			

BSPT, Light-duty

0350	Thread	OD mm	Max Pressure Bar
WEV6LRK	1/8"	6	250
WEV6LR1/4K	1/4"	6	250
WEV8LRK	1/4"	8	250
WEV12LR1/4K	1/4"	12	250
WEV10LRK	1/4"	10	250
WEV10LR3/8K	3/8"	10	250
WEV12LRK	3/8"	12	250
WEV15LR3/8K	3/8"	15	250
WEV12LR1/2K	1/2"	12	250
WEV15LRK	1/2"	15	250
WEV18LRK	1/2"	18	160
Tech Sheet 1668			

BSPT, Heavy-duty

0350	Thread	OD mm	Max Pressure Bar
WEV6SRK	1/4"	6	630
WEV8SRK	1/4"	8	630
WEV12SRK	3/8"	12	630
WEV14SRK	1/2"	14	630
WEV16SRK	1/2"	16	400
Tech Sheet 1668			

Metric Taper, Extra Light-duty

0350	Thread	OD mm	Max Pressure Bar
WEV4LLMK	M8 x 1	4	100
WEV6LLMK	M10 x 1	6	100
WEV8LLMK	M10 x 1	8	100
Tech Sheet 1669			

Metric Taper, Light-duty

0350	Thread	OD mm	Max Pressure Bar
WEV6LMK	M10 x 1	6	250
WEV8LMK	M12 x 1.5	8	250
WEV10LMK	M14 x 1.5	10	250
WEV12LMK	M16 x 1.5	12	250
WEV15LMK	M18 x 1.5	15	250
WEV18LMK	M22 x 1.5	18	160
Tech Sheet 1669			

Metric Taper, Heavy-duty

0350	Thread	OD mm	Max Pressure Bar
WEV6SMK	M12 x 1.5	6	630
WEV8SMK	M14 x 1.5	8	630
WEV10SMK	M16 x 1.5	10	630
WEV12SMK	M18 x 1.5	12	630
WEV16SMK	M22 x 1.5	16	400
Tech Sheet 1669			

NPT, Extra Light-duty

0350	Thread	OD mm	Max Pressure Bar
WEV4LL1/8NPT	1/8"	4	100
WEV6LL1/8NPT	1/8"	6	100
WEV8LL1/8NPT	1/8"	8	100
Tech Sheet 1670			

NPT, Light-duty

0350	Thread	OD mm	Max Pressure Bar
WEV6L1/8NPT	1/8"	6	250
WEV8L1/4NPT	1/4"	8	250
WEV10L1/4NPT	1/4"	10	250
WEV12L1/4NPT	1/4"	12	250
WEV12L3/8NPT	3/8"	12	250
WEV15L1/2NPT	1/2"	15	250
WEV18L1/2NPT	1/2"	18	160
WEV22L3/4NPT	3/4"	22	160
WEV28L1NPT	1"	28	100
Tech Sheet 1670			

NPT, Heavy-duty

0350	Thread	OD mm	Max Pressure Bar
WEV6S1/4NPT	1/4"	6	630
WEV8S1/4NPT	1/4"	8	630
WEV10S3/8NPT	3/8"	10	630
WEV12S3/8NPT	3/8"	12	630
WEV14S1/2NPT	1/2"	14	630
WEV16S1/2NPT	1/2"	16	400
WEV20S3/4NPT	3/4"	20	400
WEV25S1NPT	1"	25	400
Tech Sheet 1670			

BSPP, Reducing Bushes

Captive NBR seal

BSPP, Compact

0350	Male Thread	Female Thread	Max Pressure Bar
REDR3/8X1/8	3/8"	1/8"	630
REDR1/2X1/8	1/2"	1/8"	630
REDR1/2X1/4	1/2"	1/4"	630
REDR3/4X1/4	3/4"	1/4"	400
REDR3/4X3/8	3/4"	3/8"	400
REDR1X1/4	1"	1/4"	400
REDR1X3/8	1"	3/8"	400
REDR1X1/2	1"	1/2"	400
REDR11/4X1/2	1.1/4"	1/2"	400
REDR11/4X3/4	1.1/4"	3/4"	400
REDR11/2X1/2	1.1/2"	1/2"	400
REDR11/2X3/4	1.1/2"	3/4"	400
REDR11/2X1	1.1/2"	1"	400
Tech Sheet 1671			

Captive NBR seal

BSPP

0350	Male Thread	Female Thread	Max Pressure Bar
REDR1/8X1/4	1/8"	1/4"	400
REDR1/8X3/8	1/8"	3/8"	400
REDR1/4X1/8	1/4"	1/8"	400
REDR1/4X3/8	1/4"	3/8"	400
REDR1/4X1/2	1/4"	1/2"	400
REDR1/4X3/4	1/4"	3/4"	400
REDR3/8X1/4	3/8"	1/4"	400
REDR3/8X1/2	3/8"	1/2"	400
REDR3/8X3/4	3/8"	3/4"	400
REDR1/2X3/8	1/2"	3/8"	400
REDR1/2X3/4	1/2"	3/4"	400

0350	Male Thread	Female Thread	Max Pressure Bar
REDR1/2X1	1/2"	1"	400
REDR3/4X1/2	3/4"	1/2"	400
REDR3/4X1	3/4"	1"	400
REDR3/4X11/4	3/4"	1.1/4"	250
REDR3/4X11/2	3/4"	1.1/2"	250
REDR1X3/4	1"	3/4"	400
REDR1X11/4	1"	1.1/4"	250
REDR1X11/2	1"	1.1/2"	250
REDR11/4X1	1.1/4"	1"	400
REDR11/4X11/2	1.1/4"	1.1/2"	250
REDR11/2X11/4	1.1/2"	1.1/4"	250
Tech Sheet 1672			

TUBE TO TUBE COUPLINGS

Equal Elbows

Extra Light-duty

0350	OD mm	Max Pressure Bar
WV4LL	4	100
WV6LL	6	100
WV8LL	8	100
Tech Sheet 1673		

Light-duty

0350	OD mm	Max Pressure Bar
WV6L	6	500
WV8L	8	500
WV10L	10	500
WV12L	12	400
WV15L	15	400
WV18L	18	400
WV22L	22	250
WV28L	28	250
WV35L	35	250
WV42L	42	250
Tech Sheet 1673		

Heavy-duty

0350	OD mm	Max Pressure Bar
WV06S	6	800
WV08S	8	800
WV10S	10	800
WV12S	12	630
WV14S	14	630
WV16S	16	630
WV20S	20	420
WV25S	25	420
WV30S	30	420
WV38S	38	400
Tech Sheet 1673		

Bulkhead Elbows

Light-duty

0350	Thread	OD mm	Max Pressure Bar
WSV6L	M12 x 1.5	6	500
WSV8L	M14 x 1.5	8	500
WSV10L	M16 x 1.5	10	500
WSV12L	M18 x 1.5	12	400
WSV15L	M22 x 1.5	15	400
WSV18L	M26 x 1.5	18	400
WSV22L	M30 x 2	22	250
WSV28L	M36 x 2	28	250
WSV35L	M45 x 2	35	250
WSV42L	M52 x 2	42	250
Tech Sheet 1674			

Heavy-duty

0350	Thread	OD mm	Max Pressure Bar
WSV6S	M14 x 1.5	6	800
WSV8S	M16 x 1.5	8	800
WSV10S	M18 x 1.5	10	800
WSV12S	M20 x 1.5	12	630
WSV14S	M22 x 1.5	14	630
WSV16S	M24 x 1.5	16	630
WSV20S	M30 x 2	20	400
WSV25S	M36 x 2	25	400
WSV30S	M42 x 2	30	400
WSV38S	M52 x 2	38	400
Tech Sheet 1674			

Reducing Elbows

Light-duty

0350	OD mm	OD mm	Max Pressure Bar
REDWV8L-6L	8	6	315
REDWV10L-8L	10	8	315
REDWV10L-6L	10	6	315
REDWV12L-10L	12	10	315
REDWV12L-8L	12	8	315
REDWV12L-6L	12	6	315
REDWV15L-12L	15	12	315
REDWV15L-10L	15	10	315
REDWV15L-8L	15	8	315
REDWV15L-6L	15	6	315
REDWV18L-15L	18	15	315
REDWV18L-12L	18	12	315
REDWV18L-10L	18	10	315
REDWV18L-8L	18	8	315
REDWV18L-6L	18	6	315
REDWV22L-18L	22	18	160
REDWV22L-15L	22	15	160
REDWV22L-12L	22	12	160
REDWV22L-10L	22	10	160
REDWV22L-8L	22	8	160
REDWV28L-22L	28	22	160
REDWV28L-18L	28	18	160
REDWV28L-15L	28	15	160
REDWV28L-12L	28	12	160
REDWV28L-10L	28	10	160
REDWV35-28L	35	28	160
REDWV35L-22L	35	22	160
REDWV35L-18L	35	18	160
REDWV35L-15L	35	15	160
REDWV42L-35L	42	35	160
REDWV42L-22L	42	22	160
REDWV42L-18L	42	18	160
REDWV42L-15L	42	15	160

Heavy-duty

0350	OD mm	OD mm	Max Pressure Bar
REDWV8S-6S	8	6	630
REDWV10S-8S	10	8	630
REDWV10S-6S	10	6	630
REDWV12S-10S	12	10	630
REDWV12S-8S	12	8	630
REDWV12S-6S	12	6	630
REDWV14S-12S	14	12	630
REDWV14S-10S	14	10	630
REDWV14S-8S	14	8	630
REDWV14S-6S	14	6	630
REDWV16S-14S	16	14	400
REDWV16S-12S	16	12	400
REDWV16S-10S	16	10	400
REDWV16S-8S	16	8	400
REDWV16S-6S	16	6	400
REDWV20S-16S	20	16	400
REDWV20S-14S	20	14	400
REDWV20S-12S	20	12	400
REDWV20S-10S	20	10	400
REDWV20S-8S	20	8	400
REDWV20S-6S	20	6	400
REDWV25S-20S	25	20	400
REDWV25S-16S	25	16	400
REDWV25S-14S	25	14	400
REDWV25S-12S	25	12	400
REDWV25S-10S	25	10	400
REDWV25S-8S	25	8	400
REDWV30S-25S	30	25	400
REDWV30S-20S	30	20	400
REDWV30S-16S	30	16	400
REDWV30S-14S	30	14	400
REDWV30S-12S	30	12	400
REDWV38S-30S	38	30	315
REDWV38S-25S	38	25	315
REDWV38S-20S	38	20	315
REDWV38S-16S	38	16	315
REDWV38S-10S	38	10	315

TUBE TO TUBE COUPLINGS

Equal Tees

Extra Light-duty

0350	OD mm	Max Pressure Bar
TV4LL	4	100
TV6LL	6	100
TV8LL	8	100
Tech Sheet 1676		

Light-duty

0350	OD mm	Max Pressure Bar
TV6L	6	500
TV8L	8	500
TV10L	10	500
TV12L	12	400
TV15L	15	400
TV18L	18	400
TV22L	22	250
TV28L	28	250
TV35L	35	250
TV42L	42	250
Tech Sheet 1676		

Heavy-duty

0350	OD mm	Max Pressure Bar
TV6S	6	800
TV8S	8	800
TV10S	10	800
TV12S	12	630
TV14S	14	630
TV16S	16	630
TV20S	20	420
TV25S	25	420
TV30S	30	420
TV38S	38	400
Tech Sheet 1676		

Reducing Tees

Light-duty

0350	OD A mm	OD B mm	OD C mm	Max Pressure Bar
TV10/10/6L	10	6	10	500
TV10/10/8L	10	8	10	500
TV12/12/8L	12	8	12	400
TV12/12/10L	12	10	12	400
TV12/12/15L	12	15	12	400
TV15/12/12L	15	12	12	400
TV18/18/10L	18	10	18	400
TV18/18/12L	18	12	18	400
TV22/22/10L	22	10	22	250
TV22/22/15L	22	15	22	250
Tech Sheet 1677				

Adjustable Reducing Tees



Light-duty

0350	OD A mm	OD B mm	OD C mm	Max Pressure Bar
TV8/8/6L	8	8	6	315
TV12/12/6L	12	12	6	315
TV15/15/12L	15	15	12	315
TV15/15/10L	15	15	10	315
TV15/15/8L	15	15	8	315
TV15/15/6L	15	15	6	315
TV18/18/15L	18	18	15	315
TV18/18/8L	18	18	8	315
TV18/18/6L	18	18	6	315
TV22/22/18L	22	22	18	160
TV22/22/12L	22	22	12	160
TV22/22/8L	22	22	8	160
TV28/28/22L	28	28	22	160
TV28/28/18L	28	28	18	160
TV28/28/15L	28	28	15	160
TV28/28/12L	28	28	12	160
TV28/28/10L	28	28	10	160
TV35/35/28L	35	35	28	160
TV35/35/22L	35	35	22	160
TV35/35/18L	35	35	18	160
TV35/35/15L	35	35	15	160
TV42/42/35L	42	42	35	160
TV42/42/22L	42	42	22	160
TV42/42/18L	42	42	18	160
TV42/42/15L	42	42	15	160

Heavy-duty

0350	OD A mm	OD B mm	OD C mm	Max Pressure Bar
TV8/8/6S	8	6	8	630
TV10/10/8S	10	8	10	630
TV10/10/6S	10	6	10	630
TV12/12/10S	12	10	12	630
TV12/12/8S	12	8	12	630
TV12/12/6S	12	6	12	630
TV14/14/12S	14	12	14	630
TV14/14/10S	14	10	14	630
TV14/14/8S	14	8	14	630
TV14/14/6S	14	6	14	630
TV16/16/14S	16	14	16	400
TV16/16/12S	16	12	16	400
TV16/16/10S	16	10	16	400
TV16/16/8S	16	8	16	400
TV16/16/6S	16	6	16	400
TV20/20/16S	20	16	20	400
TV20/20/14S	20	14	20	400
TV20/20/12S	20	12	20	400
TV20/20/10S	20	10	20	400
TV20/20/8S	20	8	20	400
TV20/20/6S	20	6	20	400
TV25/25/20S	25	20	25	400
TV25/25/16S	25	16	25	400
TV25/25/14S	25	14	25	400
TV25/25/12S	25	12	25	400
TV25/25/10S	25	10	25	400
TV25/25/8S	25	8	25	400
TV30/30/25S	30	25	30	400
TV30/30/20S	30	20	30	400
TV30/30/16S	30	16	30	400
TV30/30/14S	30	14	30	400
TV30/30/12S	30	12	30	400
TV38/38/30S	38	30	38	315
TV38/38/25S	38	25	38	315
TV38/38/20S	38	20	38	315
TV38/38/16S	38	16	38	315
TV38/38/10S	38	10	38	315

stainless steel

You might also need
316 Stainless Steel Tube
see page **183**

TUBE TO TUBE COUPLINGS

Bulkhead Couplings

Straight, Light-duty

0350	Thread	OD mm	Max Pressure Bar
GSV6L	M12 x 1.5	6	500
GSV8L	M14 x 1.5	8	500
GSV10L	M16 x 1.5	10	500
GSV12L	M18 x 1.5	12	400
GSV15L	M22 x 1.5	15	400
GSV18L	M26 x 1.5	18	400
GSV22L	M30 x 2	22	250
GSV28L	M36 x 2	28	250
GSV35L	M45 x 2	35	250
GSV42L	M52 x 2	42	250
Tech Sheet 1675			

Straight, Heavy-duty

0350	Thread	OD mm	Max Pressure Bar
GSV6S	M14 x 1.5	6	800
GSV8S	M16 x 1.5	8	800
GSV10S	M18 x 1.5	10	800
GSV12S	M20 x 1.5	12	630
GSV14S	M22 x 1.5	14	630
GSV16S	M24 x 1.5	16	630
GSV20S	M30 x 2	20	630
GSV25S	M36 x 2	25	630
GSV30S	M42 x 2	30	630
GSV38S	M52 x 2	38	400
Tech Sheet 1675			

Straight Couplings



Equal Straight, Extra Light-duty

0350	OD mm	Max Pressure Bar
GV4LL	4	100
GV6LL	6	100
GV8LL	8	100
Tech Sheet 1678		

Equal Straight, Light-duty

0350	OD mm	Max Pressure Bar
GV-6L	6	500
GV-8L	8	500
GV-10L	10	500
GV-12L	12	400
GV-15L	15	400
GV-18L	18	400
GV-22L	22	250
GV-28L	28	250
GV-35L	35	250
GV-42L	42	250
Tech Sheet 1678		

Equal Straight, Heavy-duty

0350	OD mm	Max Pressure Bar
GV6S	6	800
GV8S	8	800
GV10S	10	800
GV12S	12	630
GV14S	14	630
GV16S	16	630
GV20S	20	420
GV25S	25	420
GV30S	30	420
GV38S	38	420
Tech Sheet 1678		

Reducing Couplings

Unequal Straight, Extra Light-duty

0350	OD mm	OD mm	Max Pressure Bar
GV6/4LL	6	4	100
Tech Sheet 1679			

Unequal Straight, Light-duty

0350	OD mm	OD mm	Max Pressure Bar
GV8/6L	8	6	500
GV10/6L	10	6	500
GV10/8L	10	8	500
GV12/6L	12	6	400
GV12/8L	12	8	400
GV12/10L	12	10	400
GV15/10L	15	10	400
GV15/12L	15	12	400
GV18/10L	18	10	400
GV18/12L	18	12	400
GV18/15L	18	15	400
GV22/15L	22	15	250
GV22/18L	22	18	250
Tech Sheet 1679			

Unequal Straight, Heavy-duty

0350	OD mm	OD mm	Max Pressure Bar
GV16/12S	16	12	620
GV20/16S	20	16	420
GV25/16S	25	16	420
GV25/20S	25	20	420
Tech Sheet 1679			

Tube to Tube Equal Crosses

Extra Light-duty

0350	OD mm	Max Pressure Bar
KV4LL	4	100
KV6LL	6	100
KV8LL	8	100
Tech Sheet 1680		

Light-duty

0350	OD mm	Max Pressure Bar
KV6L	6	500
KV8L	8	500
KV10L	10	500
KV12L	12	400
KV15L	15	400
KV18L	18	400
KV22L	22	250
KV28L	28	250
KV35L	35	250
KV42L	42	250
Tech Sheet 1680		

Heavy-duty

0350	OD mm	Max Pressure Bar
KV6S	6	800
KV8S	8	800
KV10S	10	800
KV12S	12	630
KV14S	14	630
KV16S	16	630
KV20S	20	420
KV25S	25	420
KV30S	30	420
KV38S	38	400
Tech Sheet 1680		

BANJO COUPLINGS

Banjo Couplings

Low restrictive

Banjo Seal Edge Metric, Light-duty

0350	Thread	OD mm	Max Pressure Bar
RSWV6LM	M10 x 1	6	500
RSWV8LM	M12 x 1.5	8	500
RSWV10LM	M14 x 1.5	10	500
RSWV12LM	M16 x 1.5	12	400
RSWV12LM18X1.5	M18 x 1.5	12	315
RSWV15LM	M18 x 1.5	15	400
RSWV18LM	M22 x 1.5	18	400
RSWV22LM	M26 x 1.5	22	250
RSWV28LM	M33 x 2	28	250
RSWV35LM	M42 x 2	35	250
RSWV42LM	M48 x 2	42	250
Tech Sheets 1681 & 1682			

Banjo Seal Edge Metric, Heavy-duty

0350	Thread	OD mm	Max Pressure Bar
RSWV6SM	M12 x 1.5	6	500
RSWV8SM	M14 x 1.5	8	500
RSWV10SM	M16 x 1.5	10	500
RSWV12SM	M18 x 1.5	12	400
RSWV14SM	M20 x 1.5	14	400
RSWV16SM	M22 x 1.5	16	400
RSWV20SM	M27 x 2	20	315
RSWV25SM	M33 x 2	25	250
RSWV30SM	M42 x 2	30	250
RSWV38SM	M48 x 2	38	250
Tech Sheets 1681 & 1682			

Banjo Seal Edge BSPP, Light-duty

0350	Thread	OD mm	Max Pressure Bar
RSWV6LR	1/8"	6	500
RSWV8LR	1/4"	8	500
RSWV10LR	1/4"	10	500
RSWV12LR	3/8"	12	400
RSWV15LR	1/2"	15	400
RSWV18LR	1/2"	18	400
RSWV22LR	3/4"	22	250
RSWV28LR	1"	28	250
RSWV35LR	1.1/4"	35	250
RSWV42LR	1.1/2"	42	250
Tech Sheets 1681 & 1682			

Banjo Seal Edge BSPP, Heavy-duty

0350	Thread	OD mm	Max Pressure Bar
RSWV6SR	1/4"	6	500
RSWV8SR	1/4"	8	500
RSWV10SR	3/8"	10	500
RSWV12SR	3/8"	12	400
RSWV14SR	1/2"	14	400
RSWV16SR	1/2"	16	400
RSWV20SR	3/4"	20	315
RSWV25SR	1"	25	250
RSWV30SR	1.1/4"	30	250
RSWV38SR	1.1/2"	38	250
Tech Sheets 1681 & 1682			

Double Banjo Couplings

Double Banjo Metric, Light-duty with Elastomer Seal

0350	Thread	OD mm	Max Pressure Bar
P-RSTV6LM-WD	M10 x 1	6	500
P-RSTV8LM-WD	M12 x 1.5	8	500
P-RSTV10LM-WD	M14 x 1.5	10	500
P-RSTV12LM-WD	M16 x 1.5	12	400
P-RSTV15LM-WD	M18 x 1.5	15	400
P-RSTV18LM-WD	M22 x 1.5	18	400
P-RSTV22LM-WD	M26 x 1.5	22	250
P-RSTV28LM-WD	M33 x 2	28	250
P-RSTV35LM-WD	M42 x 2	35	250
Tech Sheets 1683 & 1684			

Double Banjo Metric, Heavy-duty with Elastomer Seal

0350	Thread	OD mm	Max Pressure Bar
P-RSTV6SM-WD	M12 x 1.5	6	500
P-RSTV8SM-WD	M14 x 1.5	8	500
P-RSTV16SM-WD	M22 x 1.5	16	400
P-RSTV20SM-WD	M27 x 2	20	315
P-RSTV25SM-WD	M33 x 2	25	250
P-RSTV30SM-WD	M42 x 2	30	250
P-RSTV38SM-WD	M48 x 2	38	250
Tech Sheets 1683 & 1684			

Double Banjo BSPP, Light-duty with Elastomer Seal

0350	Thread	OD mm	Max Pressure Bar
P-RSTV6LR-WD	1/8"	6	500
P-RSTV8LR-WD	1/4"	8	500
P-RSTV10LR-WD	1/4"	10	500
P-RSTV12LR-WD	3/8"	12	400
P-RSTV15LR-WD	1/2"	15	400
P-RSTV18LR-WD	1/2"	18	400
P-RSTV35LR-WD	1.1/4"	35	250
P-RSTV42LR-WD	1.1/2"	42	250
Tech Sheets 1683 & 1684			

Double Banjo BSPP, Heavy-duty with Elastomer Seal

0350	Thread	OD mm	Max Pressure Bar
P-RSTV6SR-WD	1/4"	6	500
P-RSTV8SR-WD	1/4"	8	500
P-RSTV10SR-WD	3/8"	10	500
P-RSTV12SR-WD	3/8"	12	400
P-RSTV16SR-WD	1/2"	16	400
P-RSTV20SR-WD	3/4"	20	315
P-RSTV25SR-WD	1"	25	250
P-RSTV30SR-WD	1.1/4"	30	250
P-RSTV38SR-WD	1.1/2"	38	250
Tech Sheets 1683 & 1684			

Swivel Elbow Banjo Coupling, Tube to Tube

Light-duty

0350	OD mm	Max Pressure Bar
DGWV6L	6	250
DGWV8L	8	250
DGWV10L	10	250
DGWV12L	12	250
DGWV18L	18	160
DGWV22L	22	160
DGWV28L	28	100
DGWV35L	35	100
DGWV42L	42	100
Tech Sheet 1685		

Heavy-duty

0350	OD mm	Max Pressure Bar
DGWV6S	6	400
DGWV8S	8	400
DGWV10S	10	400
DGWV14S	14	400
DGWV16S	16	400
DGWV20S	20	250
DGWV25S	25	250
DGWV30S	30	250
DGWV38S	38	250
Tech Sheet 1685		

Swivel Banjo Couplings

BSPP, Light-duty

0350	Thread	OD mm	Max Pressure Bar
DGWEV6LRWD	1/8"	6	250
DGWEV6LR1/4WD	1/4"	6	250
DGWEV8LRWD	1/4"	8	250
DGWEV10LRWD	1/4"	10	250
DGWEV10LR3/8WD	3/8"	10	250
DGWEV12LRWD	3/8"	12	250
DGWEV12LR1/2WD	1/2"	12	250
DGWEV15LRWD	1/2"	15	250
DGWEV18LRWD	1/2"	18	160
DGWEV22LRWD	3/4"	22	160
DGWEV28LRWD	1"	28	100
DGWEV35LRWD	1.1/4"	35	100
DGWEV42LRWD	1.1/2"	42	100
Tech Sheet 1686			

BSPP, Heavy-duty

0350	Thread	OD mm	Max Pressure Bar
DGWEV6SRWD	1/4"	6	400
DGWEV8SRWD	1/4"	8	400
DGWEV10SRWD	3/8"	10	400
DGWEV12SRWD	3/8"	12	400
DGWEV16SRWD	1/2"	16	400
DGWEV20SRWD	3/4"	20	250
DGWEV25SRWD	1"	25	250
DGWEV30SRWD	1.1/4"	30	250
DGWEV38SRWD	1.1/2"	38	250
Tech Sheet 1686			

Swivel banjos are connecting components between pipe work and equipment to allow swivel movement and slow speed rotation. These connections have a low starting torque and are leak-free and require no maintenance.

WELDING COUPLINGS

Welding Couplings

Bosses, Light-duty

0350	OD mm	Max Pressure Bar
ASV6L	6	500
ASV8L	8	500
ASV10L	10	500
ASV12L	12	400
ASV15L	15	400
ASV18L	18	400
ASV22L	22	250
ASV28L	28	250
ASV35L	35	250
ASV42L	42	250
Tech Sheet 1687		

Bosses, Heavy-duty

0350	OD mm	Max Pressure Bar
ASV6S	6	800
ASV8S	8	800
ASV12S	12	630
ASV14S	14	630
ASV16S	16	630
ASV20S	20	420
ASV25S	25	420
ASV30S	30	420
ASV38S	38	420
Tech Sheet 1687		

Bulkhead, Light-duty

0350	OD mm	Max Pressure Bar
ESV6L	6	500
ESV8L	8	500
ESV10L	10	500
ESV12L	12	400
ESV15L	15	400
ESV18L	18	400
ESV22L	22	250
ESV28L	28	250
ESV35L	35	250
ESV42L	42	250
Tech Sheet 1688		

Bulkhead, Heavy-duty

0350	OD mm	Max Pressure Bar
ESV8S	8	800
ESV10S	10	800
ESV12S	12	630
ESV14S	14	630
ESV16S	16	630
ESV20S	20	420
ESV25S	25	420
ESV30S	30	420
ESV38S	38	420
Tech Sheet 1688		

Welding Nipples

Without tube centring

With O-Ring Seal

0350	To Suit Tube OD mm	Max Pressure Bar
SN8X2	8 x 2	400
SN10X1.5	10 x 1.5	400
SN10X2	10 x 2	400
SN12X2.5	12 x 2.5	400
SN16X2	16 x 2	400
SN16X3	16 x 3	400
SN20X3	20 x 3	250
SN25X3	25 x 3	250
SN25X4	25 x 4	315
SN30X4	30 x 4	250
SN30X5	30 x 5	315
SN38X4	38 x 4	160
SN38X5	38 x 5	250
SN38X6	38 x 6	315
Tech Sheet 1689		

PORTWEST

For **PPE**
see pages **1750-1760**

ADJUSTABLE STUD COUPLINGS

Standpipes, Metric

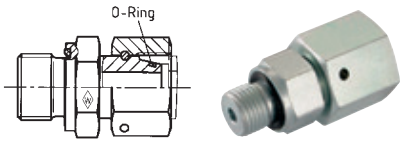

Captive Seal, Light-duty

0350	Thread	OD mm	Max Pressure Bar
EGESD6LMWD	M10 x 1	6	500
EGESD8LMWD	M12 x 1.5	8	500
EGESD10LMWD	M14 x 1.5	10	500
EGESD12LMWD	M16 x 1.5	12	400
EGESD15LMWD	M18 x 1.5	15	400
EGESD18LMWD	M22 x 1.5	18	400
EGESD22LMWD	M26 x 1.5	22	250
EGESD28LMWD	M33 x 2	28	250
EGESD35LMWD	M42 x 2	35	250
EGESD42LMWD	M48 x 2	42	250
Tech Sheet 1690			

Captive Seal, Heavy-duty

0350	Thread	OD mm	Max Pressure Bar
EGESD6SMWD	M12 x 1.5	6	800
EGESD8SMWD	M14 x 1.5	8	800
EGESD10SMWD	M16 x 1.5	10	800
EGESD12SMWD	M18 x 1.5	12	630
EGESD14SMWD	M20 x 1.5	14	630
EGESD16SMWD	M22 x 1.5	16	630
EGESD20SMWD	M27 x 2	20	420
EGESD25SMWD	M33 x 2	25	420
EGESD30SMWD	M42 x 2	30	400
EGESD38SMWD	M48 x 2	38	400
Tech Sheet 1690			

Standpipes, BSPP

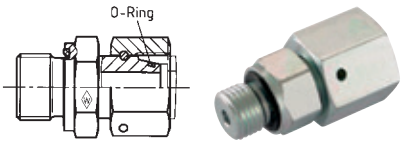

Captive Seal, Light-duty

0350	Thread	OD mm	Max Pressure Bar
EGESD6LRWD	1/8"	6	500
EGESD8LRWD	1/4"	8	500
EGESD10LRWD	1/4"	10	500
EGESD12LRWD	3/8"	12	400
EGESD15LRWD	1/2"	15	400
EGESD18LRWD	1/2"	18	400
EGESD22LRWD	3/4"	22	250
EGESD28LRWD	1"	28	250
EGESD35LRWD	1.1/4"	35	250
EGESD42LRWD	1.1/2"	42	250
Tech Sheet 1691			

Captive Seal, Heavy-duty

0350	Thread	OD mm	Max Pressure Bar
EGESD6SRWD	1/4"	6	800
EGESD8SRWD	1/4"	8	800
EGESD12SRWD	3/8"	12	630
EGESD10SRWD	3/8"	10	800
EGESD12SR1/2WD	1/2"	12	630
EGESD14SRWD	1/2"	14	630
EGESD16SRWD	1/2"	16	630
EGESD20SRWD	3/4"	20	420
EGESD25SRWD	1"	25	420
EGESD30SRWD	1.1/4"	30	400
EGESD38SRWD	1.1/2"	38	400
Tech Sheet 1691			

Standpipes, NPT

Light-duty

0350	Thread	OD mm	Max Pressure Bar
EGESD6L1/8NPT	1/8"	6	250
EGESD8L1/4NPT	1/4"	8	250
EGESD10L1/4NPT	1/4"	10	250
EGESD12L3/8NPT	3/8"	12	250
EGESD15L1/2NPT	1/2"	15	250
EGESD18L1/2NPT	1/2"	18	160
EGESD22L3/4NPT	3/4"	22	160
EGESD28L1NPT	1"	28	100
Tech Sheet 1692			

Heavy-duty

0350	Thread	OD mm	Max Pressure Bar
EGESD6S1/4NPT	1/4"	6	630
EGESD8S1/4NPT	1/4"	8	630
EGESD10S3/8NPT	3/8"	10	630
EGESD12S3/8NPT	3/8"	12	630
EGESD16S1/2NPT	1/2"	16	400
EGESD20S3/4NPT	3/4"	20	400
EGESD25S1NPT	1"	25	400
EGESD30S11/4NPT	1.1/4"	30	250
EGESD38S11/2NPT	1.1/2"	38	250
Tech Sheet 1692			

Straight Couplings

Nuts on either side are retractable to back of O-Ring groove, but only one at a time.

Equal Straight, Light-duty

0350	OD mm	Max Pressure Bar
SNV6L	6	500
SNV8L	8	500
SNV10L	10	500
SNV12L	12	400
SNV15L	15	400
SNV18L	18	400
SNV22L	22	250
SNV28L	28	250
SNV35L	35	250
SNV42L	42	250
Tech Sheet 1693		

Equal Straight, Heavy-duty

0350	OD mm	Max Pressure Bar
SNV6S	6	800
SNV8S	8	800
SNV10S	10	800
SNV12S	12	630
SNV14S	14	630
SNV16S	16	630
SNV20S	20	420
SNV25S	25	420
SNV30S	30	400
SNV38S	38	400
Tech Sheet 1693		

You might also need
Hydraulic Tubing
see pages **179-183**

For **Hydraulic Tube Clamps**
see pages **184-200**



SWIVEL COUPLINGS

Straight Couplings

Nuts on either side are retractable to back of O-Ring groove

Unequal Straight, Light-duty

0350	OD mm	OD mm	Max Pressure Bar
SNV8/6L	8	6	500
SNV10/6L	10	6	500
SNV10/8L	10	8	500
SNV12/6L	12	6	400
SNV12/8L	12	8	400
SNV12/10L	12	10	400
SNV15/8L	15	8	400
SNV15/10L	15	10	400
SNV15/12L	15	12	400
SNV18/10L	18	10	400
SNV18/12L	18	12	400
SNV18/15L	18	15	400
SNV22/12L	22	12	250
SNV22/15L	22	15	250
SNV28/15L	28	15	250
SNV28/18L	28	18	250
SNV28/22L	28	22	250
SNV35/18L	35	18	250
SNV35/22L	35	22	250
SNV35/28L	35	28	250
SNV42/22L	42	22	250
SNV42/28L	42	28	250
SNV42/35L	42	35	250

Tech Sheet 1694

Unequal Straight, Heavy-duty

0350	OD mm	OD mm	Max Pressure Bar
SNV8/6S	8	6	800
SNV10/6S	10	6	800
SNV10/8S	10	8	800
SNV12/6S	12	6	630
SNV12/8S	12	8	630
SNV12/10S	12	10	630
SNV16/10S	16	10	630
SNV16/12S	16	12	630
SNV20/12S	20	12	420
SNV20/16S	20	16	420
SNV25/16S	25	16	420
SNV25/20S	25	20	420
SNV30/16S	30	16	400
SNV30/20S	30	20	400
SNV30/25S	30	25	400
SNV38/20S	38	20	400
SNV38/25S	38	25	400
SNV38/30S	38	30	400

Tech Sheet 1694

Unequal Straight, Light to Heavy-duty

0350	OD mm	OD mm	Max Pressure Bar
SNV6L/6S	6	6	400
SNV8L/8S	8	8	400
SNV10L/10S	10	10	400
SNV12L/12S	12	12	400
SNV18L/16S	18	16	400
SNV22L/20S	22	20	250
SNV28L/25S	28	25	250
SNV35L/30S	35	30	250
SNV42L/38S	42	38	250

Tech Sheet 1695

Unequal Straight, Heavy to Light-duty

0350	OD mm	OD mm	Max Pressure Bar
SNV16S/15L	16	15	400
SNV20S/18L	20	18	400
SNV25S/22L	25	22	250
SNV30S/28L	30	28	250
SNV38S/35L	38	35	250

Tech Sheet 1695

Adjustable Swivel Elbows

Light-duty

0350	Thread	OD mm	Max Pressure Bar
EWVD6L	M12 x 1.5	6	500
EWVD8L	M14 x 1.5	8	500
EWVD10L	M16 x 1.5	10	500
EWVD12L	M18 x 1.5	12	400
EWVD15L	M22 x 1.5	15	400
EWVD18L	M26 x 1.5	18	400
EWVD22L	M30 x 2	22	250
EWVD28L	M36 x 2	28	250
EWVD35L	M45 x 2	35	250
EWVD42L	M52 x 2	42	250

Tech Sheet 1696

Heavy-duty

0350	Thread	OD mm	Max Pressure Bar
EWVD6S	M14 x 1.5	6	800
EWVD8S	M16 x 1.5	8	800
EWVD10S	M18 x 1.5	10	800
EWVD12S	M20 x 1.5	12	630
EWVD14S	M22 x 1.5	14	630
EWVD16S	M24 x 1.5	16	630
EWVD20S	M30 x 2	20	420
EWVD25S	M36 x 2	25	420
EWVD30S	M42 x 2	30	400
EWVD38S	M52 x 2	38	400

Tech Sheet 1696

Adjustable Run Tees

Light-duty

0350	Thread	OD mm	Max Pressure Bar
ELVD6L	M12 x 1.5	6	500
ELVD8L	M14 x 1.5	8	500
ELVD10L	M16 x 1.5	10	500
ELVD12L	M18 x 1.5	12	400
ELVD15L	M22 x 1.5	15	400
ELVD18L	M26 x 1.5	18	400
ELVD22L	M30 x 2	22	250
ELVD28L	M36 x 2	28	250
ELVD35L	M45 x 2	35	250
ELVD42L	M52 x 2	42	250

Tech Sheet 1697

Heavy-duty

0350	Thread	OD mm	Max Pressure Bar
ELVD6S	M14 x 1.5	6	800
ELVD8S	M16 x 1.5	8	800
ELVD10S	M18 x 1.5	10	800
ELVD12S	M20 x 1.5	12	630
ELVD14S	M22 x 1.5	14	630
ELVD16S	M24 x 1.5	16	630
ELVD20S	M30 x 2	20	420
ELVD25S	M36 x 2	25	420
ELVD30S	M42 x 2	30	400
ELVD38S	M52 x 2	38	400

Tech Sheet 1697

Adjustable Branch Tees

Light-duty

0350	Thread	OD mm	Max Pressure Bar
ETVD6L	M12 x 1.5	6	500
ETVD8L	M14 x 1.5	8	500
ETVD10L	M16 x 1.5	10	500
ETVD12L	M18 x 1.5	12	400
ETVD15L	M22 x 1.5	15	400
ETVD18L	M26 x 1.5	18	400
ETVD22L	M30 x 2	22	250
ETVD28L	M36 x 2	28	250
ETVD35L	M45 x 2	35	250
ETVD42L	M52 x 2	42	250

Tech Sheet 1698

Heavy-duty

0350	Thread	OD mm	Max Pressure Bar
ETVD6S	M14 x 1.5	6	800
ETVD8S	M16 x 1.5	8	800
ETVD10S	M18 x 1.5	10	800
ETVD12S	M20 x 1.5	12	630
ETVD14S	M22 x 1.5	14	630
ETVD16S	M24 x 1.5	16	630
ETVD20S	M30 x 2	20	420
ETVD25S	M36 x 2	25	420
ETVD30S	M42 x 2	30	400
ETVD38S	M52 x 2	38	400

Tech Sheet 1698

FEMALE STUD & GAUGE COUPLINGS

Female Stud Couplings

Female Stud Metric, Light-duty

0350	Thread	OD mm	Max Pressure Bar
GAV6LM	M10 x 1	6	250
GAV8LM	M12 x 1.5	8	250
GAV10LM	M14 x 1.5	10	250
GAV12LM	M16 x 1.5	12	250
GAV15LM	M18 x 1.5	15	250
GAV18LM	M22 x 1.5	18	160
GAV22LM	M26 x 1.5	22	160
Tech Sheet 1699			

Female Stud Metric, Heavy-duty

0350	Thread	OD mm	Max Pressure Bar
GAV6SM	M12 x 1.5	6	630
GAV8SM	M14 x 1.5	8	630
GAV10SM	M16 x 1.5	10	630
GAV12SM	M18 x 1.5	12	630
GAV14SM	M20 x 1.5	14	630
GAV16SM	M22 x 1.5	16	400
GAV20SM	M27 x 2	20	400
Tech Sheet 1699			

Female Stud BSPP, Light-duty

0350	Thread	OD mm	Max Pressure Bar
GAV6LR	1/8"	6	250
GAV8LR	1/4"	8	250
GAV10LR	1/4"	10	250
GAV12LR1/4	1/4"	12	250
GAV12LR	3/8"	12	250
GAV15LR	1/2"	15	250
GAV18LR	1/2"	18	160
GAV22LR	3/4"	22	160
GAV28LR	1"	28	100
GAV35LR	1.1/4"	35	100
GAV42LR	1.1/2"	42	100
Tech Sheet 1700			

Female Stud BSPP, Heavy-duty

0350	Thread	OD mm	Max Pressure Bar
GAV6SR	1/4"	6	630
GAV8SR	1/4"	8	630
GAV10SR	3/8"	10	630
GAV12SR	3/8"	12	630
GAV14SR	1/2"	14	630
GAV16SR	1/2"	16	400
GAV20SR	3/4"	20	400
GAV25SR	1"	25	400
GAV30SR	1.1/4"	30	250
GAV38SR	1.1/2"	38	250
Tech Sheet 1700			

Female Gauge Couplings

Female Gauge BSPP, Tube, Light-duty

0350	Thread	OD mm	Max Pressure Bar
MAV6LR	1/4"	6	500
MAV8LR	1/4"	8	500
MAV10LR	1/4"	10	500
MAV12LR	1/4"	12	400
Tech Sheet 1701			

Female Gauge BSPP, Tube, Heavy-duty

0350	Thread	OD mm	Max Pressure Bar
MAV6SR	1/2"	6	800
MAV8SR	1/2"	8	800
MAV10SR	1/2"	10	800
MAV12SR	1/2"	12	630
Tech Sheet 1701			

Female Gauge BSPP, Swivel, Light-duty

0350	Thread	OD mm	Max Pressure Bar
EMASD6LR	1/4"	6	500
EMASD8LR	1/4"	8	500
EMASD10LR	1/4"	10	500
EMASD12LR	1/4"	12	400
Tech Sheet 1702			

Female Gauge BSPP, Swivel, Heavy-duty

0350	Thread	OD mm	Max Pressure Bar
EMASD6SR	1/2"	6	630
EMASD8SR	1/2"	8	630
EMASD10SR	1/2"	10	630
EMASD12SR	1/2"	12	630
Tech Sheet 1702			

Sealing Ring for Gauge Coupling

Steel

0350	To Suit
DKRR1/4MANOM.A3L	1/4"
DKRR1/2MANOM.A3L	1/2"

Customers who bought from this page also purchased
Glycerine Gauges
see pages **414-416**

REDUCING COUPLINGS

Reducing Inserts

Light-duty

0350	OD mm	OD mm	Max Pressure Bar
REDVDN8/6L	8	6	500
REDVDN10/8L	10	8	500
REDVDN10/6L	10	6	500
REDVDN12/10L	12	10	400
REDVDN12/8L	12	8	400
REDVDN12/6L	12	6	400
REDVDN15/12L	15	12	400
REDVDN15/10L	15	10	400
REDVDN15/8L	15	8	400
REDVDN15/6L	15	6	400
REDVDN18/15L	18	15	400
REDVDN18/12L	18	12	400
REDVDN18/10L	18	10	400
REDVDN18/8L	18	8	400
REDVDN18/6L	18	6	400
REDVDN22/18L	22	18	250
REDVDN22/15L	22	15	250
REDVDN22/12L	22	12	250
REDVDN22/10L	22	10	250
REDVDN22/8L	22	8	250
REDVDN28/22L	28	22	250
REDVDN28/18L	28	18	250
REDVDN28/15L	28	15	250
REDVDN28/12L	28	12	250
REDVDN28/10L	28	10	250
REDVDN35/28L	35	28	250
REDVDN35/22L	35	22	250
REDVDN35/18L	35	18	250
REDVDN35/15L	35	15	250
REDVDN42/35L	42	35	250
REDVDN42/22L	42	22	250
REDVDN42/18L	42	18	250
REDVDN42/15L	42	15	250

Tech Sheet 1703

Heavy-duty

0350	OD mm	OD mm	Max Pressure Bar
REDVDN8/6S	8	6	800
REDVDN10/8S	10	8	800
REDVDN10/6S	10	6	800
REDVDN12/10S	12	10	630
REDVDN12/8S	12	8	630
REDVDN12/6S	12	6	630
REDVDN14/12S	14	12	630
REDVDN14/10S	14	10	630
REDVDN14/8S	14	8	630
REDVDN14/6S	14	6	630
REDVDN16/14S	16	14	630
REDVDN16/12S	16	12	630
REDVDN16/10S	16	10	630
REDVDN16/8S	16	8	630
REDVDN16/6S	16	6	630
REDVDN20/16S	20	16	420
REDVDN20/14S	20	14	420
REDVDN20/12S	20	12	420
REDVDN20/10S	20	10	420
REDVDN20/8S	20	8	420
REDVDN20/6S	20	6	420
REDVDN25/20S	25	20	420
REDVDN25/16S	25	16	420
REDVDN25/14S	25	14	420
REDVDN25/12S	25	12	420
REDVDN25/10S	25	10	420
REDVDN25/8S	25	8	420
REDVDN30/25S	30	25	400
REDVDN30/20S	30	20	400
REDVDN30/16S	30	16	400
REDVDN30/14S	30	14	400
REDVDN30/12S	30	12	400
REDVDN38/30S	38	30	400
REDVDN38/25S	38	25	400
REDVDN38/20S	38	20	400
REDVDN38/16S	38	16	400
REDVDN38/10S	38	10	400

Tech Sheet 1704

For **Bonded Seals**
see pages **109-112**

DIN 2353 BODY ONLY FITTINGS

Male Stud Coupling

Light-duty, Form B, BSPP

0350	Thread	OD mm
GES 6 LR	1/8"	6
GES 6 LR 1/4	1/4"	6
GES 8 LR 1/8	1/8"	8
GES 8 LR	1/4"	8
GES 8 LR 3/8	3/8"	8
GES 10 LR	1/4"	10
GES 10 LR 3/8	3/8"	10
GES 10 LR 1/2	1/2"	10
GES 12 LR 1/4	1/4"	12
GES 12 LR	3/8"	12
GES 12 LR 1/2	1/2"	12
GES 15 LR	1/2"	15
GES 15 LR 3/4	3/4"	15
GES 18 LR	1/2"	18
GES 22 LR 1/2	1/2"	22
GES 22 LR	3/4"	22
GES 28 LR 3/4	3/4"	28
GES 28 LR	1"	28
GES 35 LR	1.1/4"	35
GES 42 LR	1.1/2"	42

Heavy-duty, Form B, BSPP

0350	Thread	OD mm
GES 6 SR	1/4"	6
GES 8 SR	1/4"	8
GES 8 SR 3/8	3/8"	8
GES 10 SR 1/4	1/4"	10
GES 10 SR	3/8"	10
GES 10 SR 1/2	1/2"	12
GES 12 SR 1/4	1/4"	12
GES 12 SR	3/8"	12
GES 12 SR 1/2	1/2"	12
GES 14 SR	1/2"	14
GES 16 SR 3/8	3/8"	16
GES 16 SR	1/2"	16
GES 16 SR 3/4	3/4"	16
GES 20 SR 1/2	1/2"	20
GES 20 SR	3/4"	20
GES 25 SR 3/4	3/4"	25
GES 25 SR	1"	25
GES 30 SR	1.1/4"	30
GES 38 SR 1.1/4	1.1/4"	38
GES 38 SR	1.1/2"	38

Light-duty, WD Seal, BSPP

0350	Thread	OD mm
GES 6 LR-WD	1/8"	6
GES 6 LR 1/4-WD	1/4"	6
GES 8 LR 1/8-WD	1/8"	8
GES 8 LR-WD	1/4"	8
GES 8 LR 3/8-WD	3/8"	8
GES 10 LR-WD	1/4"	10
GES 10 LR 3/8-WD	3/8"	10
GES 10 LR 1/2-WD	1/2"	10
GES 12 LR 1/4-WD	1/4"	12
GES 12 LR-WD	3/8"	12
GES 12 LR 1/2-WD	1/2"	12
GES 15 LR-WD	1/2"	15
GES 18 LR-WD	1/2"	18
GES 22 LR-WD	3/4"	22
GES 28 LR-WD	1"	28
GES 35 LR-WD	1.1/4"	35
GES 42 LR-WD	1.1/2"	42

Heavy-duty, WD Seal, BSPP

0350	Thread	OD mm
GES 6 SR-WD	1/4"	6
GES 8 SR-WD	1/4"	8
GES 8 SR 3/8-WD	3/8"	8
GES 10 SR 1/4-WD	1/4"	10
GES 10 SR-WD	3/8"	10
GES 10 SR 1/2-WD	1/2"	10
GES 12 SR 1/4-WD	1/4"	12
GES 12 SR-WD	3/8"	12
GES 12 SR 1/2-WD	1/2"	12
GES 14 SR-WD	1/2"	14
GES 16 SR 3/8-WD	3/8"	16
GES 16 SR-WD	1/2"	16
GES 16 SR 3/4-WD	3/4"	16
GES 20 SR-WD	3/4"	20
GES 25 SR 3/4-WD	3/4"	25
GES 25 SR-WD	1"	25
GES 30 SR-WD	1.1/4"	30
GES 38 SR-WD	1.1/2"	38

Light-duty, 60° Cone, BSPP

0350	Thread	OD mm
GES6 LRFOA	1/8"	6
GES6 LR 1/4FOA	1/4"	6
GES6 LR 3/8FOA	3/8"	6
GES8 LR 1/8FOA	1/8"	8
GES8 LRFOA	1/4"	8
GES8 LR 3/8FOA	3/8"	8
GES10 LRFOA	1/4"	10
GES10 LR 3/8FOA	3/8"	10
GES10 LR 1/2FOA	1/2"	10
GES12 LRFOA	3/8"	12
GES12 LR 1/4FOA	1/4"	12
GES12 LR 1/2FOA	1/2"	12
GES15 LR 3/8FOA	3/8"	15
GES15 LRFOA	1/2"	15
GES18 LRFOA	1/2"	18
GES18 LR 3/4FOA	3/4"	18
GES22 LR 1/2FOA	1/2"	22
GES22 LRFOA	3/4"	22
GES28 LR 3/4FOA	3/4"	28
GES28 LRFOA	1"	28

Heavy-duty, 60° Cone, BSPP

0350	Thread	OD mm
GES8 SRFOA	1/4"	8
GES10 SR 1/4FOA	1/4"	10
GES10 SRFOA	3/8"	10
GES12 SR 1/4FOA	1/4"	12
GES12 SRFOA	3/8"	12
GES12 SR 1/2FOA	1/2"	12
GES14 SRFOA	1/2"	14
GES16 SR 3/8FOA	3/8"	16
GES16 SRFOA	1/2"	16
GES16 SR 3/4FOA	3/4"	16
GES20 SR 1/2FOA	1/2"	20
GES20 SRFOA	3/4"	20
GES25 SR 3/4FOA	3/4"	25
GES25 SRFOA	1"	25
GES30 SR 1FOA	1"	30
GES35 LRFOA	1.1/4"	35
GES38 SR 1FOA	1"	38
GES38 SR 11/4FOA	1.1/4"	38

DIN 2353 BODY ONLY FITTINGS

Straight Coupling

Light-duty

0350	OD mm
GS 6 L	6
GS 8 L	8
GS 10 L	10
GS 12 L	12
GS 15 L	15
GS 18 L	18
GS 22 L	22
GS 28 L	28
GS 35 L	35
GS 42 L	42

Heavy-duty

0350	OD mm
GS 6 S	6
GS 8 S	8
GS 10 S	10
GS 12 S	12
GS 14 S	14
GS 16 S	16
GS 20 S	20
GS 25 S	25
GS 30 S	30
GS 38 S	38

Straight Bulkhead Coupling

Light-duty

0350	OD mm
GSS 6 L	6
GSS 8 L	8
GSS 10 L	10
GSS 12 L	12
GSS 15 L	15
GSS 18 L	18
GSS 22 L	22
GSS 28 L	28
GSS 35 L	35
GSS 42 L	42

Heavy-duty

0350	OD mm
GSS 6 S	6
GSS 8 S	8
GSS 10 S	10
GSS 12 S	12
GSS 14 S	14
GSS 16 S	16
GSS 20 S	20
GSS 25 S	25
GSS 30 S	30
GSS 38 S	38

Female Stud Coupling

Light-duty, BSPP

0350	Thread	OD mm
GAS 6 LR	1/8"	6
GAS 8 LR	1/4"	8
GAS 10 LR	1/4"	10
GAS 12 LR 1/4	1/4"	12
GAS 12 LR	3/8"	12
GAS 15 LR	1/2"	15
GAS 18 LR	1/2"	18
GAS 22 LR	3/4"	22
GAS 28 LR	1"	28
GAS 35 LR	1.1/4"	35
GAS 42 LR	1.1/2"	42

Heavy-duty, BSPP

0350	Thread	OD mm
GAS 6 SR	1/4"	6
GAS 8 SR	1/4"	8
GAS 10 SR	3/8"	10
GAS 12 SR	3/8"	12
GAS 14 SR	1/2"	14
GAS 16 SR	1/2"	16
GAS 20 SR	3/4"	20
GAS 25 SR	1"	25
GAS 30 SR	1.1/4"	30
GAS 38 SR	1.1/2"	38

Equal Elbow

Light-duty

0350	OD mm
WS 6 L	6
WS 8 L	8
WS 10 L	10
WS 12 L	12
WS 15 L	15
WS 18 L	18
WS 22 L	22
WS 28 L	28
WS 35 L	35
WS 42 L	42

Heavy-duty

0350	OD mm
WS 6 S	6
WS 8 S	8
WS 12 S	12
WS 16 S	16
WS 20 S	20
WS 25 S	25
WS 30 S	30
WS 38 S	38

Equal Tee

Light-duty

0350	OD mm
TS 6 L	6
TS 8 L	8
TS 10 L	10
TS 12 L	12
TS 15 L	15
TS 18 L	18
TS 22 L	22
TS 28 L	28
TS 35 L	35
TS 42 L	42

Heavy-duty

0350	OD mm
TS 6 S	6
TS 8 S	8
TS 10 S	10
TS 12 S	12
TS 14 S	14
TS 16 S	16
TS 20 S	20
TS 25 S	25
TS 30 S	30
TS 38 S	38

DIN 2353 BODY ONLY FITTINGS

90° Swivel Elbow

Light-duty

0350	OD mm
EWSD 6 L	6
EWSD 8 L	8
EWSD 10 L	10
EWSD 12 L	12
EWSD 15 L	15
EWSD 18 L	18
EWSD 22 L	22
EWSD 28 L	28
EWSD 35 L	35
EWSD 42 L	42

Heavy-duty

0350	OD mm
EWSD 6 S	6
EWSD 8 S	8
EWSD 10 S	10
EWSD 12 S	12
EWSD 14 S	14
EWSD 16 S	16
EWSD 20 S	20
EWSD 25 S	25
EWSD 30 S	30
EWSD 38 S	38

45° Swivel Elbow

Light-duty

0350	OD mm
EWSD 45 6 L	6
EWSD 45 8 L	8
EWSD 45 10 L	10
EWSD 45 12 L	12
EWSD 45 15 L	15
EWSD 45 18 L	18
EWSD 45 22 L	22
EWSD 45 28 L	28
EWSD 45 35 L	35
EWSD 45 42 L	42

Heavy-duty

0350	OD mm
EWSD 45 6 S	6
EWSD 45 8 S	8
EWSD 45 10 S	10
EWSD 45 12 S	12
EWSD 45 16 S	16
EWSD 45 20 S	20
EWSD 45 25 S	25
EWSD 45 30 S	30
EWSD 45 38 S	38

Male Stud Elbow

Light-duty, BSPT

0350	Thread	OD mm
WES 6 LRK	1/8"	6
WES 6 LRK 1/4	1/4"	6
WES 8 LRK	1/4"	8
WES 10 LRK	1/4"	10
WES 10 LRK 3/8	3/8"	10
WES 12 LRK 1/4	1/4"	12
WES 12 LRK	3/8"	12
WES 15 LRK	1/2"	15
WES 18 LRK	1/2"	18

Heavy-duty, BSPT

0350	Thread	OD mm
WES 6 SRK	1/4"	6
WES 8 SRK	1/4"	8
WES 10 SRK	3/8"	10
WES 12 SRK	3/8"	12
WES 14 SRK	1/2"	14
WES 16 SRK	1/2"	16

Swivel Branch Tee

Light-duty

0350	OD mm
ETSD 6 L	6
ETSD 8 L	8
ETSD 10 L	10
ETSD 12 L	12
ETSD 15 L	15
ETSD 18 L	18
ETSD 22 L	22
ETSD 28 L	28
ETSD 35 L	35
ETSD 42 L	42

Heavy-duty

0350	OD mm
ETSD 6 S	6
ETSD 8 S	8
ETSD 10 S	10
ETSD 12 S	12
ETSD 14 S	14
ETSD 16 S	16
ETSD 20 S	20
ETSD 25 S	25
ETSD 30 S	30
ETSD 38 S	38

Swivel Run Tee

Light-duty

0350	OD mm
ELSD 6 L	6
ELSD 8 L	8
ELSD 10 L	10
ELSD 12 L	12
ELSD 15 L	15
ELSD 18 L	18
ELSD 22 L	22
ELSD 28 L	28
ELSD 35 L	35
ELSD 42 L	42

Heavy-duty

0350	OD mm
ELSD 6 S	6
ELSD 8 S	8
ELSD 10 S	10
ELSD 12 S	12
ELSD 14 S	14
ELSD 16 S	16
ELSD 20 S	20
ELSD 25 S	25
ELSD 30 S	30
ELSD 38 S	38



For **Nuts & Olives**
see pages **117-118**

FLANGE COUPLINGS

Straight Flange Couplings

- O-Rings, spring washers and hexagon nuts must be purchased separately
- Comes complete with profile nut onl

35 Series

0350	OD mm	Max Pressure Bar
GFV10L35	10	315
GFV12L35	12	315
GFV15L35	15	250
GFV16L35	16	315
Tech Sheet 1705		

40 Series

0350	OD mm	Max Pressure Bar
GFV15L40	15	100
GFV18L40	18	100
GFV22L40	22	100
GFV28L40	28	100
Tech Sheet 1705		

55 Series

0350	OD mm	Max Pressure Bar
GFV20S55	20	250
Tech Sheet 1705		

Elbow Flange Couplings

35 Series

0350	OD mm	Max Pressure Bar
WFV10L35	10	315
WFV12L35	12	315
WFV15L35	15	250
WFV16S35	16	315
WFV20S35	20	250
Tech Sheet 1706		

40 Series

0350	OD mm	Max Pressure Bar
WFV15L40	15	100
WFV18L40	18	100
WFV22L40	22	100
WFV28L40	28	100
WFV35L40	35	100
WFV20S40	20	250
Tech Sheet 1706		

55 Series

0350	OD mm	Max Pressure Bar
WFV22L55	22	100
WFV35L55	35	100
WFV42L55	42	100
WFV20S55	20	250
WFV25S55	25	250
WFV30S55	30	250
Tech Sheet 1706		

O-Rings

- Sold as singles
- 1 required per unit

0350	To Suit
WAL610519	35 Series
WAL610499	40 Series
WAL610500	55 Series
Tech Sheet 1707	

Spring Washers

- Sold as singles
- 4 required per unit

0350	To Suit
WAL020102	35/40 Series
WAL020104	55 Series

Hexagon Sockets

- Sold as singles
- 4 required per unit

0350	To Suit
WAL020309	35/40 Series
WAL020324	55 Series
Tech Sheet 1707	

TOTAL

For **Industrial Grade Hand Tools**
see pages **1729-1741**

VALVES

Non-return Valves

Tube to BSPP, Light-duty

0350	Thread	OD mm	Max Pressure Bar
RVV6LRWD	1/8"	6	400
RVV8LRWD	1/4"	8	400
RVV10LRWD	1/4"	10	400
RVV12LRWD	3/8"	12	400
RVV15LRWD	1/2"	15	400
RVV18LRWD	1/2"	18	400
RVV22LRWD	3/4"	22	250
RVV28LRWD	1"	28	250
RVV35LRWD	1.1/4"	35	250
RVV42LRWD	1.1/2"	42	250
Tech Sheet 1708			

Tube to BSPP, Heavy-duty

0350	Thread	OD mm	Max Pressure Bar
RVV6SRWD	1/4"	6	400
RVV8SRWD	1/4"	8	400
RVV10SRWD	3/8"	10	400
RVV12SRWD	3/8"	12	400
RVV14SRWD	1/2"	14	400
RVV16SRWD	1/2"	16	400
RVV20SRWD	3/4"	20	400
RVV25SRWD	1"	25	250
RVV30SRWD	1.1/4"	30	250
RVV38SRWD	1.1/2"	38	250
Tech Sheet 1708			

1 bar cracking pressure.

Tube to Tube, Light-duty



0350	OD mm	Max Pressure Bar
RV6L	6	400
RV8L	8	400
RV10L	10	400
RV12L	12	400
RV15L	15	400
RV18L	18	400
RV22L	22	250
RV28L	28	250
RV35L	35	250
RV42L	42	250
Tech Sheet 1709		

Tube to Tube, Heavy-duty

0350	OD mm	Max Pressure Bar
RV6S	6	400
RV8S	8	400
RV10S	10	400
RV12S	12	400
RV14S	14	400
RV16S	16	400
RV20S	20	400
RV25S	25	250
RV30S	30	250
RV38S	38	250
Tech Sheet 1709		

Flow from tube to male

BSPP x Tube, Light-duty



0350	Thread	OD mm	Max Pressure Bar
RVZ6LRWD	1/8"	6	400
RVZ8LRWD	1/4"	8	400
RVZ10LRWD	1/4"	10	400
RVZ12LRWD	3/8"	12	400
RVZ15LRWD	1/2"	15	400
RVZ18LRWD	1/2"	18	400
RVZ22LRWD	3/4"	22	250
RVZ28LRWD	1"	28	250
RVZ35LRWD	1.1/4"	35	250
RVZ42LRWD	1.1/2"	42	250
Tech Sheet 1710			

BSPP x Tube, Heavy-duty

0350	Thread	OD mm	Max Pressure Bar
RVZ6SRWD	1/4"	6	400
RVZ8SRWD	1/4"	8	400
RVZ10SRWD	3/8"	10	400
RVZ12SRWD	3/8"	12	400
RVZ14SRWD	1/2"	14	400
RVZ16SRWD	1/2"	16	400
RVZ20SRWD	3/4"	20	400
RVZ25SRWD	1"	25	250
RVZ30SRWD	1.1/4"	30	250
RVZ38SRWD	1.1/2"	38	250
Tech Sheet 1710			

Metric x Tube, Light-duty



0350	Thread	OD mm	Max Pressure Bar
RVZ6LMWD	M10 x 1	6	400
RVZ8LMWD	M12 x 1.5	8	400
RVZ10LMWD	M14 x 1.5	10	400
RVZ12LMWD	M16 x 1.5	12	400
RVZ15LMWD	M18 x 1.5	15	400
RVZ18LMWD	M22 x 1.5	18	400
RVZ22LMWD	M26 x 1.5	22	250
RVZ28LMWD	M33 x 2	28	250
RVZ35LMWD	M42 x 2	35	250
RVZ42LMWD	M48 x 2	42	250
Tech Sheet 1711			

Metric x Tube, Heavy-duty

0350	Thread	OD mm	Max Pressure Bar
RVZ8SMWD	M14 x 1.5	8	400
RVZ10SMWD	M16 x 1.5	10	400
RVZ12SMWD	M18 x 1.5	12	400
RVZ14SMWD	M20 x 1.5	14	400
RVZ16SMWD	M22 x 1.5	16	400
RVZ20SMWD	M27 x 2	20	400
RVZ25SMWD	M33 x 2	25	250
RVZ30SMWD	M42 x 2	30	250
RVZ38SMWD	M48 x 2	38	250
Tech Sheet 1711			

Shuttle Valves

Ball Seat, Light-duty

0350	OD mm	Max Pressure Bar
TWV8L	8	250
TWV10L	10	250
TWV12L	12	250
Tech Sheet 1712		

VALVES

Compression Ball Valves

Tube connection both ends. The ball seal is pre-loaded, which ensures tight sealing even at lower pressures. Owing to the ball's floating position, any rise in pressure will progressively push the ball closer to the seal. Handles can be fitted in any position at 45° angles.



Light-duty

0350	OD mm	Max Pressure Bar
KHV6L	6	400
KHV8L	8	400
KHV10L	10	400
KHV12L	12	400
KHV15L	15	400
KHV18L	18	400
KHV22L	22	250
KHV28L	28	250
KHV35L	35	250
KHV42L	42	210
Tech Sheet 1713		

Heavy-duty

0350	OD mm	Max Pressure Bar
KHV8S	8	500
KHV10S	10	500
KHV12S	12	500
KHV14S	14	500
KHV16S	16	500
KHV20S	20	500
KHV25S	25	400
KHV30S	30	315
KHV38S	38	315
Tech Sheet 1713		

Compression L Ported Ball Valves

Tube connection all ports.

Warning: Port A must always be in the open position. Pressure may only be applied from this side. Application of pressure through the other ports is not permissible and may cause malfunction.

L Ported, Light-duty

0350	OD mm	Max Pressure Bar
KH3KV8L-LPORT	8	400
KH3KV10L-LPORT	10	400
KH3KV12L-LPORT	12	350
KH3KV15L-LPORT	15	350
Tech Sheet 1714		

Compression T Ported Ball Valves

T Ported, Light-duty

0350	OD mm	Max Pressure Bar
KH3KV10L-TPORT	10	400
KH3KV12L-TPORT	12	350
KH3KV15L-TPORT	15	350
Tech Sheet 1714		

STANDPIPE ADAPTORS

Metric Standpipe Adaptors, Mild Steel, BSPP

L Series

0023	Thread	OD mm
2101-7991	1/8"	6
2101-8007	1/4"	8
2135-2869	3/8"	8
2135-2885	1/8"	10
2101-8023	1/4"	10
2135-2893	1/4"	12
2101-8031	3/8"	12
2135-2901	1/2"	12
2135-3206	3/8"	15
2135-3214	3/8"	18
2135-3222	3/4"	18
2101-8049	1/2"	15
2101-8064	1/2"	18
2101-8072	3/4"	22
2135-3230	3/4"	28
2101-8080	1"	28
2101-8098	1.1/4"	35
2101-8114	1.1/2"	42

BSPP Threads internal 60° coned as standard.



S Series

0023	Thread	OD mm
2101-8122	1/4"	6
2101-8130	1/4"	8
2135-3321	3/8"	8
2101-8148	3/8"	10
2135-3339	1/4"	12
2101-8163	3/8"	12
2135-3347	1/2"	12
2101-8189	1/2"	14
2135-3354	3/8"	16
2101-8197	1/2"	16

0023	Thread	OD mm
2135-3362	3/4"	16
2135-3388	1/2"	20
2101-8205	3/4"	20
2135-3396	1"	20
2135-3404	3/4"	25
2101-8213	1"	25
2135-3412	1"	30
2101-8221	1.1/4"	30
2101-8239	1.1/2"	38

HIGH PRESSURE METRIC TUBE COUPLINGS

Benefits:
- Leak free O-Ring seal
- Safe joint every time
- Low tightening torque and clamping force rises with the internal pressure
- Low installed cost, no welding (so inert gas purging, NDT and excessive flushing are not required), minimal tube preparation and no special assembly equipment required
- Demountable and reusable, can be used with most tube materials

Features:
- Body – mild steel, stainless steel or cupro-nickel. Compatible with most fluids and environments. Locates O-Ring and tube.
- O-Ring – nitrile, FPM (Viton), EP or FEP encapsulated FPM. Compatible with most fluids. Highly resistant to leakage even under severe vibration, pressure pulsation and temperature cycling. Provides diametric seal between tube OD and body cavity.
- Nut – mild steel, stainless steel or cupro-nickel. Compatible with most environments. Closes split collet and retains sealing mechanism.
- Back-up washer – mild steel, stainless steel, or cupro-nickel. Provides additional support from the tube and locates the O-Ring.
- Split collet – mild steel, stainless steel or cupro-nickel. Clamping force rises with pressure. Large clamping area ensures minimal deformation of the tube. Retains tube in position.

Technical:
- 3:1 safety factor
- Derate by 50% for high pressure gas systems
- Pressure ratings based on the tube OD tolerance to BS3602 and DIN2391C

All fittings also available in the following materials upon request:
- Stainless steel
- Cupro-nickel

Seals available on request:
- EP (ethylene propylene)
- FEP encapsulated FPM

All fittings supplied with Nitrile seals as standard.

Working Temperature:
Nitrile: -40°C to +100°C
Viton: -20°C to +150°C

Maximum Working Pressure:
6mm to 22mm: 680 bar
25mm to 50mm: 500 bar

Straight Couplings

Tube x Tube

0459	OD mm
KRAM6CR	6
KRAM8CR	8
KRAM10CR	10
KRAM12CR	12
KRAM16CR	16
KRAM20CR	20
KRAM22CR	22
KRAM25CR	25
KRAM30CR	30
KRAM38CR	38
KRAM50CR	50

Tech Sheet 20544

Equal Bulkheads

Tube x Tube

0459	OD mm
KRAM6BPR	6
KRAM8BPR	8
KRAM10BPR	10
KRAM12BPR	12
KRAM16BPR	16
KRAM20BPR	20
KRAM22BPR	22
KRAM25BPR	25
KRAM30BPR	30
KRAM38BPR	38
KRAM50BPR	50

Tech Sheet 20545

Reducing Branch Tees

Tube x Tube

0459	OD mm	OD mm
KRAM12-M8ROTR	12	8
KRAM16-M8ROTR	16	8
KRAM20-M8ROTR	20	8
KRAM25-M12ROTR	25	12
KRAM25-M16ROTR	25	16
KRAM30-M16ROTR	30	16
KRAM38-M20ROTR	38	20

Tech Sheet 20548

Equal Elbows

Tube x Tube

0459	OD mm
KRAM6ER	6
KRAM8ER	8
KRAM10ER	10
KRAM12ER	12
KRAM16ER	16
KRAM20ER	20
KRAM22ER	22
KRAM25ER	25
KRAM30ER	30
KRAM38ER	38
KRAM50ER	50

Tech Sheet 20546

Equal Tees

Tube x Tube

0459	OD mm
KRAM6TR	6
KRAM8TR	8
KRAM10TR	10
KRAM12TR	12
KRAM16TR	16
KRAM20TR	20
KRAM22TR	22
KRAM25TR	25
KRAM30TR	30
KRAM38TR	38
KRAM50TR	50

Tech Sheet 20547

Minimum order quantity on selected items may apply

HIGH PRESSURE METRIC TUBE COUPLINGS

Male Stud Couplings

BSPP

0459	OD mm	Thread
KRAM6-2MSCR	6	1/8"
KRAM6-4MSCR	6	1/4"
KRAM6-6MSCR	6	3/8"
KRAM8-2MSCR	8	1/8"
KRAM8-4MSCR	8	1/4"
KRAM8-6MSCR	8	3/8"
KRAM10-4MSCR	10	1/4"
KRAM10-6MSCR	10	3/8"
KRAM10-8MSCR	10	1/2"
KRAM12-4MSCR	12	1/4"
KRAM12-6MSCR	12	3/8"
KRAM12-8MSCR	12	1/2"
KRAM12-12MSCR	12	3/4"
KRAM16-6MSCR	16	3/8"
KRAM16-8MSCR	16	1/2"
KRAM16-12MSCR	16	3/4"
KRAM20-8MSCR	20	1/2"
KRAM20-12MSCR	20	3/4"
KRAM20-16MSCR	20	1"
KRAM25-12MSCR	25	3/4"
KRAM25-16MSCR	25	1"
KRAM25-20MSCR	25	1.1/4"
KRAM30-16MSCR	30	1"
KRAM30-20MSCR	30	1.1/4"
KRAM38-16MSCR	38	1"
KRAM38-20MSCR	38	1.1/4"
KRAM38-24MSCR	38	1.1/2"
KRAM50-20MSCR	50	1.1/4"
KRAM50-24MSCR	50	1.1/2"
KRAM50-32MSCR	50	2"
Tech Sheet 20549		

Male Stud Bulkheads

BSPP

0459	OD mm	Thread
KRAM8-4BHR	8	1/4"
KRAM10-6BHR	10	3/8"
KRAM12-6BHR	12	3/8"
KRAM16-8BHR	16	1/2"
KRAM20-12BHR	20	3/4"
KRAM25-16BHR	25	1"
KRAM38-20BHR	38	1.1/4"
KRAM38-24BHR	38	1.1/2"
Tech Sheet 20555		

Female Stud Couplings

BSPP

0459	OD mm	Thread
KRAM6-4FSCR	6	1/4"
KRAM8-6FSCR	8	3/8"
KRAM12-6FSCR	12	3/8"
KRAM16-8FSCR	16	1/2"
KRAM20-12FSCR	20	3/4"
KRAM25-16FSCR	25	1"
KRAM30-20FSCR	30	1.1/4"
KRAM38-24FSCR	38	1.1/2"
KRAM50-32FSCR	50	2"
Tech Sheet 20550		

Banjos

BSPP

0459	OD mm	Thread
KRAM6-4BJR	6	1/4"
KRAM8-4BJR	8	1/4"
KRAM10-6BJR	10	3/8"
KRAM12-6BJR	12	3/8"
KRAM16-8BJR	16	1/2"
KRAM20-12BJR	20	3/4"
KRAM25-16BJR	25	3/4"
KRAM30-20BJR	30	1.1/4"
KRAM38-24BJR	38	1.1/2"
Tech Sheet 20556		

Female Branch Tees

BSPP

0459	OD mm	Thread
KRAM10-6FOTR	10	3/8"
KRAM12-6FOTR	12	3/8"
KRAM16-8FOTR	16	1/2"
KRAM30-20FOTR	30	1.1/4"
KRAM38-20FOTR	38	1.1/4"
KRAM38-24FOTR	38	1.1/2"
KRAM50-24FOTR	50	1.1/2"
Tech Sheet 20551		

Breakaway Adaptors

OD

0459	OD mm
KRAM8BCR	8
KRAM10BCR	10
KRAM12BCR	12
KRAM16BCR	16
KRAM20BCR	20
KRAM22BCR	22
KRAM25BCR	25
KRAM30BCR	30
KRAM38BCR	38
KRAM50BCR	50
Tech Sheet 20552	

You might also need
Hydraulic Tubing
see pages **179-183**

For **Hydraulic Tube Clamps**
see pages **184-200**



Minimum order quantity on selected items may apply

HIGH PRESSURE METRIC TUBE COUPLINGS

Reducing Nut Adaptors

Tube x Tube

0459	OD mm	OD mm
KRAM10-M6RNR	10	6
KRAM10-M8RNR	10	8
KRAM12-M8RNR	12	8
KRAM12-M10RNR	12	10
KRAM16-M8RNR	16	8
KRAM16-M12RNR	16	12
KRAM20-M10RNR	20	10
KRAM20-M12RNR	20	12
KRAM20-M16RNR	20	16
KRAM25-M12RNR	25	12
KRAM25-M16RNR	25	16
KRAM25-M20RNR	25	20
KRAM30-M25RNR	30	25
KRAM38-M20RNR	38	20
KRAM38-M25RNR	38	25
KRAM38-M30RNR	38	30
KRAM50-M25RNR	50	25
KRAM50-M30RNR	50	30
KRAM50-M38RNR	50	38

Tech Sheet 20557

Blanking End Plugs

OD

0459	OD mm
KRM6BPGR	6
KRM8BPGR	8
KRM10BPGR	10
KRM20BPGR	20
KRM22BPGR	22
KRM25BPGR	25
KRM30BPGR	30
KRM38BPGR	38
KRM50BPGR	50

Tech Sheet 20553

Washers

OD

0459	OD mm
KRM6W	6
KRM8W	8
KRM10W	10
KRM12W	12
KRM16W	16
KRM20W	20
KRM22W	22
KRM25W	25
KRM30W	30
KRM38W	38
KRM50W	50

Tech Sheet 20553

Collets

OD

0459	OD mm
KRM6R	6
KRM8R	8
KRM10R	10
KRM12R	12
KRM16R	16
KRM20R	20
KRM22R	22
KRM25R	25
KRM30R	30
KRM38R	38
KRM50R	50

Tech Sheet 20553

Nuts

OD

0459	OD mm
KRM6NCR	6
KRM8NCR	8
KRM10NCR	10
KRM12NCR	12
KRM16NCR	16
KRM20NCR	20
KRM22NCR	22
KRM25NCR	25
KRM30NCR	30
KRM38NCR	38
KRM50NCR	50

Tech Sheet 20553

O-Rings

Viton

0459	OD mm
KR200-010-9790	6
KR200-011-9790	8
KR200-613-9790	10
KR200-614-9790	12
KR200-114-9790	16
KR200-211-9790	20
KR200-212-9790	22
KR200-214-9790	25
KR200-217-9790	30
KR200-222-9790	38
KR207-071-9790	50

Tech Sheet 20554

Nitrile

0459	OD mm
KR200-010-4490	6
KR200-011-4490	8
KR200-613-4490	10
KR200-614-4490	12
KR200-114-4490	16
KR200-211-4490	20
KR200-212-4490	22
KR200-214-4490	25
KR200-217-4490	30
KR200-222-4490	38
KR207-071-4490	50

Tech Sheet 20554

Minimum order quantity on selected items may apply

HYDRAULIC IMPERIAL COMPRESSION FITTINGS

Steel Fittings for O.D. & N.B.

Nuts O.D. Tube

0023	OD
N4	1/4"
N6	3/8"
N8	1/2"
N10	5/8"
N12	3/4"
N14	7/8"
N16	1"
N20	1.1/4"
Tech Sheet 20133	

Nuts N.B. Tube

0023	OD
NN4	1/4"
NN6	3/8"
NN8	1/2"
NN12	3/4"
NN16	1"
NN20	1.1/4"
Tech Sheet 20133	

Ferrules N.B. Tube

0023	NB
NF4	1/4"
NF6	3/8"
NF8	1/2"
NF12	3/4"
NF16	1"
NF20	1.1/4"
Tech Sheet 20133	

Ferrules O.D. Tube

0023	NB
F4	1/4"
F5	5/16"
F6	3/8"
F8	1/2"
F10	5/8"
F12	3/4"
F16	1"
F20	1.1/4"
F24	1.1/2"
Tech Sheet 20133	

Technical Data:

1" O.D. 690 bar (10,000 psi) hydraulic or 345 bar (5,000 psi) gas.

1.1/4" O.D. 552 bar (8,000 psi) hydraulic or 276 bar (4,000 psi) gas.

N.B. Couplings are suitable for the following pressures, up to and including:

3/4" N.B. 690 bar (10,000 psi) hydraulic or 345 bar (5,000 psi) gas.

1" N.B. 552 bar (8,000 psi) hydraulic or 276 bar (4,000 psi) gas.

1.1/2" N.B. 345 bar (5,000 psi) hydraulic or 173 bar (2,500 psi) gas.



Straight Couplings O.D. Tube

0023	OD
SC4	1/4"
SC5	5/16"
SC6	3/8"
SC8	1/2"
SC10	5/8"
SC12	3/4"
SC14	7/8"
SC16	1"
SC20	1.1/4"
Tech Sheet 20134	

Straight Couplings N.B. Tube

0023	NB
NSC4	1/4"
NSC6	3/8"
NSC8	1/2"
NSC12	3/4"
NSC16	1"
NSC24	1.1/2"
Tech Sheet 20134	

BSPP Female Stud Couplings O.D. Tube

0023	OD	Thread
FC4-4	1/4"	1/4"
FC6-4	3/8"	1/4"
FC6-6	3/8"	3/8"
FC6-8	3/8"	1/2"
FC8-4	1/2"	1/4"
FC8-6	1/2"	3/8"
FC8-8	1/2"	1/2"
FC10-8	5/8"	1/2"
FC12-12	3/4"	3/4"
FC14-12	7/8"	3/4"
FC16-16	1"	1"
FC20-20	1.1/4"	1.1/4"
FC24-24	1.1/2"	1.1/2"
Tech Sheet 20135		

BSPP Female Stud Couplings N.B. Tube

0023	NB	Thread
NFC4-2	1/4"	1/8"
NFC4-8	1/4"	1/2"
NFC6-8	3/8"	1/2"
NFC8-6	1/2"	3/8"
NFC8-8	1/2"	1/2"
NFC8-12	1/2"	3/4"
NFC16-16	1"	1"
Tech Sheet 20135		

BSPP Male Stud Couplings O.D. Tube

0023	OD	Thread
MC4-2	1/4"	1/8"
MC4-4	1/4"	1/4"
MC4-6	1/4"	3/8"
MC6-4	3/8"	1/4"
MC6-6	3/8"	3/8"
MC6-8	3/8"	1/2"
MC8-4	1/2"	1/4"
MC8-6	1/2"	3/8"
MC8-8	1/2"	1/2"
MC8-12	1/2"	3/4"
MC10-8	5/8"	1/2"
MC10-12	5/8"	3/4"
MC12-8	3/4"	1/2"
MC12-12	3/4"	3/4"
MC14-12	7/8"	3/4"
MC16-12	1"	3/4"
MC16-16	1"	1"
MC16-20	1"	1.1/4"
MC20-16	1.1/4"	1"
MC20-20	1.1/4"	1.1/4"
MC20-24	1.1/4"	1.1/2"
MC24-20	1.1/2"	1.1/4"
MC24-24	1.1/2"	1.1/2"
Tech Sheet 20136		

HYDRAULIC IMPERIAL COMPRESSION FITTINGS

Steel Fittings for O.D. & N.B.

BSPP Male Stud Couplings N.B. Tube

0023	NB	Thread
NMC4-4	1/4"	1/4"
NMC4-6	1/4"	3/8"
NMC6-4	3/8"	1/4"
NMC6-6	3/8"	3/8"
NMC8-6	1/2"	3/8"
NMC8-8	1/2"	1/2"
NMC8-12	1/2"	3/4"
NMC8-16	1/2"	1"
NMC12-12	3/4"	3/4"
NMC16-12	1"	3/4"
NMC16-16	1"	1"
NMC16-20	1"	1.1/4"
NMC20-16	1.1/4"	1"
NMC20-20	1.1/4"	1.1/4"
NMC24-24	1.1/2"	1.1/2"
Tech Sheet 20137		

BSPT Male Stud Couplings O.D. Tube

0023	OD	Thread
MC4-4T	1/4"	1/4"
MC6-4T	3/8"	1/4"
MC6-6T	3/8"	3/8"
MC8-4T	1/2"	1/4"
MC8-6T	1/2"	3/8"
MC8-8T	1/2"	1/2"
MC10-8T	5/8"	1/2"
MC12-8T	3/4"	1/2"
MC12-12T	3/4"	3/4"
MC16-12T	1"	3/4"
MC16-16T	1"	1"
MC20-16T	1.1/4"	1"
MC24-24T	1.1/2"	1.1/2"
Tech Sheet 20138		

BSPT Male Stud Couplings N.B. Tube

0023	NB	Thread
NMC4-4T	1/4"	1/4"
NMC4-8T	1/4"	1/2"
NMC6-6T	3/8"	3/8"
NMC8-6T	1/2"	3/8"
NMC8-8T	1/2"	1/2"
NMC8-12T	1/2"	3/4"
NMC12-12T	3/4"	3/4"
NMC12-16T	3/4"	1"
NMC16-16T	1"	1"
NMC20-20T	1.1/4"	1.1/4"
NMC24-24T	1.1/2"	1.1/2"
Tech Sheet 20139		

BSPT Male Stud Elbows O.D. Tube

0023	OD	Thread
ME4-2T	1/4"	1/8"
ME4-4T	1/4"	1/4"
ME6-4T	3/8"	1/4"
ME6-6T	3/8"	3/8"
ME8-6T	1/2"	3/8"
ME12-8T	3/4"	1/2"
ME16-12T	1"	3/4"
ME16-16T	1"	1"
Tech Sheet 20140		

BSPP Male Stud Elbows N.B. Tube

0023	NB	Thread
NME6-6	3/8"	3/8"
NME8-8	1/2"	1/2"
Tech Sheet 20141		

BSPP Male Stud Elbows O.D. Tube

0023	OD	Thread
ME4-2	1/4"	1/8"
ME4-4	1/4"	1/4"
ME8-6	1/2"	3/8"
ME8-8	1/2"	1/2"
ME10-8	5/8"	1/2"
ME12-8	3/4"	1/2"
ME12-12	3/4"	3/4"
Tech Sheet 20141		

Equal Elbows O.D. Tube

0023	OD
E4	1/4"
E5	5/16"
E6	3/8"
E8	1/2"
E10	5/8"
E12	3/4"
E14	7/8"
E16	1"
E20	1.1/4"
E24	1.1/2"
Tech Sheet 20143	



Bulkhead Couplings O.D. Tube

0023	OD
BH6	3/8"
BH8	1/2"
BH10	5/8"
BH12	3/4"
Tech Sheet 20144	

BSPP Banjo Couplings O.D. Tube

0023	OD	Thread
BJ4-4	1/4"	1/4"
BJ6-4	3/8"	1/4"
BJ6-6	3/8"	3/8"
BJ8-6	1/2"	3/8"
BJ8-8	1/2"	1/2"
BJ10-8	5/8"	1/2"
Tech Sheet 20146		

Equal Tees O.D. Tube

0023	OD
T4	1/4"
T5	5/16"
T6	3/8"
T8	1/2"
T12	3/4"
T16	1"
T24	1.1/2"
Tech Sheet 20145	

HYDRAULIC IMPERIAL COMPRESSION FITTINGS

Steel Fittings for O.D. & N.B.

BSPT Male Stud Elbows N.B. Tube

0023	NB	Thread
NME4-4T	1/4"	1/4"
NME4-6T	1/4"	1/8"
NME6-6T	3/8"	3/8"
Tech Sheet 20140		

Equal Elbows N.B. Tube

0023	NB
NE4	1/4"
NE6	3/8"
NE8	1/2"
NE12	3/4"
NE16	1"
NE20	1.1/4"
Tech Sheet 20143	

BSPP Banjo Couplings N.B. Tube

0023	NB	Thread
NBJ2-2	1/8"	1/8"
NBJ8-8	1/2"	1/2"
Tech Sheet 20146		

Equal Tees N.B. Tube

0023	NB
NT4	1/4"
NT6	3/8"
NT8	1/2"
NT12	3/4"
NT20	1.1/4"
NT24	1.1/2"
Tech Sheet 20145	

BSPP Male Stud Standpipe Adaptors N.B. Fitting

0023	NB	Thread
NSA4-4	1/4"	1/4"
NSA6-4	1/4"	3/8"
NSA6-6	3/8"	3/8"
NSA8-6	3/8"	1/2"
NSA8-8	1/2"	1/2"
NSA12-8	1/2"	3/4"
NSA12-12	3/4"	3/4"
NSA12-16	1"	3/4"
NSA16-16	1"	1"
NSA16-20	1.1/4"	1"
NSA20-16	1"	1.1/4"
NSA20-20	1.1/4"	1.1/4"
Tech Sheet 20148		

BSPP Male Stud Standpipe Adaptors O.D. Fitting

0023	OD	Thread
SA4-4	1/4"	1/4"
SA4-6	3/8"	1/4"
SA6-6	3/8"	3/8"
SA6-8	1/2"	3/8"
SA8-8	1/2"	1/2"
SA8-12	3/4"	1/2"
SA12-12	3/4"	3/4"
SA12-16	1"	3/4"
SA16-16	1"	1"
SA20-20	1.1/4"	1.1/4"
Tech Sheet 20148		

Blanking Plugs O.D. Tube

0023	OD
BP4	1/4"
BP6	3/8"
BP8	1/2"
BP12	3/4"
BP20	1.1/4"
Tech Sheet 20149	

Blanking Plugs N.B. Tube

0023	NB
NBP4	1/4"
NBP6	3/8"
NBP8	1/2"
NBP12	3/4"
Tech Sheet 20149	

You might also need
Imperial Hydraulic Tubing
see page **182**



316 STAINLESS STEEL DIN EN ISO 8434-1 TUBE FITTINGS (FORMERLY DIN 2353)

stainless steel

Male Stud Couplings

Stainless Steel 1.4571 Working Temperature:
-60°C to +400°C (DIN 17 440, AD W 10)
Seal Working Temperature:
-20°C to +200°C (FPM/Viton)

L Series, BSPP (Captive Seal)

0291	OD mm	Thread
GE-6L-2EO	6	1/8"
GE-6L-4EO	6	1/4"
GE-6L-6EO	6	3/8"
GE-6L-8EO	6	1/2"
GE-8L-2EO	8	1/8"
GE-8L-4EO	8	1/4"
GE-8L-6EO	8	3/8"
GE-8L-8EO	8	1/2"
GE-10L-2EO	10	1/8"
GE-10L-4EO	10	1/4"
GE-10L-6EO	10	3/8"
GE-10L-8EO	10	1/2"
GE-10L-12EO	10	3/4"
GE-12L-2EO	12	1/8"
GE-12L-4EO	12	1/4"
GE-12L-6EO	12	3/8"
GE-12L-8EO	12	1/2"
GE-12L-12EO	12	3/4"
GE-15L-4EO	15	1/4"
GE-15L-6EO	15	3/8"
GE-15L-8EO	15	1/2"
GE-15L-12EO	15	3/4"
GE-15L-16EO	15	1"
GE-18L-6EO	18	3/8"
GE-18L-8EO	18	1/2"
GE-18L-12EO	18	3/4"
GE-18L-16EO	18	1"
GE-22L-6EO	22	3/8"
GE-22L-8EO	22	1/2"
GE-22L-12EO	22	3/4"
GE-22L-16EO	22	1"
GE-22L-20EO	22	1.1/4"
GE-28L-8EO	28	1/2"
GE-28L-12EO	28	3/4"
GE-28L-16EO	28	1"
GE-28L-20EO	28	1.1/4"
GE-28L-24EO	28	1.1/2"
GE-35L-12EO	35	3/4"
GE-35L-16EO	35	1"
GE-35L-20EO	35	1.1/4"
GE-35L-24EO	35	1.1/2"
GE-42L-16EO	42	1"
GE-42L-20EO	42	1.1/4"
GE-42L-24EO	42	1.1/2"
GE-42L-32EO	42	2"
Tech Sheet 10585		

S Series, BSPP (Captive Seal)

0291	OD mm	Thread
GE-6S-2EO	6	1/8"
GE-6S-4EO	6	1/4"
GE-6S-6EO	6	3/8"
GE-6S-8EO	6	1/2"
GE-8S-2EO	8	1/8"
GE-8S-4EO	8	1/4"
GE-8S-6EO	8	3/8"
GE-8S-8EO	8	1/2"
GE-10S-2EO	10	1/8"
GE-10S-4EO	10	1/4"
GE-10S-6EO	10	3/8"
GE-10S-8EO	10	1/2"
GE-10S-12EO	10	3/4"
GE-12S-4EO	12	1/4"
GE-12S-6EO	12	3/8"
GE-12S-8EO	12	1/2"
GE-12S-12EO	12	3/4"
GE-14S-6EO	14	3/8"
GE-14S-8EO	14	1/2"
GE-14S-12EO	14	3/4"
GE-16S-4EO	16	1/4"
GE-16S-6EO	16	3/8"
GE-16S-8EO	16	1/2"
GE-16S-12EO	16	3/4"
GE-16S-16EO	16	1"
GE-20S-6EO	20	3/8"
GE-20S-8EO	20	1/2"
GE-20S-12EO	20	3/4"
GE-20S-16EO	20	1"
GE-20S-20EO	20	1.1/4"
GE-25S-8EO	25	1/2"
GE-25S-12EO	25	3/4"
GE-25S-16EO	25	1"
GE-25S-20EO	25	1.1/4"
GE-30S-12EO	30	3/4"
GE-30S-16EO	30	1"
GE-30S-20EO	30	1.1/4"
GE-30S-24EO	30	1.1/2"
GE-38S-16EO	38	1"
GE-38S-20EO	38	1.1/4"
GE-38S-24EO	38	1.1/2"
Tech Sheet 10585		

L Series, Metric (Captive Seal)

0291	OD mm	Thread
GE-6L-10MEO	6	M10 x 1
GE-6L-12MEO	6	M12 x 1.5
GE-6L-14MEO	6	M14 x 1.5
GE-8L-10MEO	8	M10 x 1.0
GE-8L-12MEO	8	M12 x 1.5
GE-8L-14MEO	8	M14 x 1.5
GE-8L-16MEO	8	M16 x 1.5
GE-8L-18MEO	8	M18 x 1.5
GE-10L-10MEO	10	M10 x 1.0
GE-10L-12MEO	10	M12 x 1.5
GE-10L-14MEO	10	M14 x 1.5
GE-10L-16MEO	10	M16 x 1.5
GE-10L-18MEO	10	M18 x 1.5
GE-10L-22MEO	10	M22 x 1.5
GE-12L-12MEO	12	M12 x 1.5
GE-12L-14MEO	12	M14 x 1.5
GE-12L-16MEO	12	M16 x 1.5
GE-12L-18MEO	12	M18 x 1.5
GE-12L-22MEO	12	M22 x 1.5
GE-15L-16MEO	15	M16 x 1.5
GE-15L-18MEO	15	M18 x 1.5
GE-15L-22MEO	15	M22 x 1.5
GE-18L-18MEO	18	M18 x 1.5
GE-18L-22MEO	18	M22 x 1.5
GE-18L-26MEO	18	M26 x 1.5
GE-22L-22MEO	22	M22 x 1.5
GE-22L-26MEO	22	M26 x 1.5
GE-28L-33MEO	28	M33 x 2
GE-35L-42MEO	35	M42 x 2.0
GE-42L-48MEO	42	M48 x 2.0
Tech Sheet 10586		

S Series, Metric (Captive Seal)

0291	OD mm	Thread
GE-6S-12MEO	6	M12 x 1.5
GE-6S-14MEO	6	M14 x 1.5
GE-8S-12MEO	8	M12 x 1.5
GE-8S-14MEO	8	M14 x 1.5
GE-8S-16MEO	8	M16 x 1.5
GE-10S-14MEO	10	M14 x 1.5
GE-10S-16MEO	10	M16 x 1.5
GE-10S-18MEO	10	M18 x 1.5
GE-12S-14MEO	12	M14 x 1.5
GE-12S-16MEO	12	M16 x 1.5
GE-12S-18MEO	12	M18 x 1.5
GE-12S-20MEO	12	M20 x 1.5
GE-12S-22MEO	12	M22 x 1.5
GE-14S-20MEO	14	M20 x 1.5
GE-14S-22MEO	14	M22 x 1.5
GE-16S-18MEO	16	M18 x 1.5
GE-16S-22MEO	16	M22 x 1.5
GE-20S-27MEO	20	M27 x 2
GE-25S-33MEO	25	M33 x 2
GE-30S-42MEO	30	M42 x 2
GE-38S-48MEO	38	M48 x 2
Tech Sheet 10586		

For **Bonded Seals** see pages **109-112**

316 STAINLESS STEEL DIN EN ISO 8434-1 TUBE FITTINGS (FORMERLY DIN 2353)

stainless steel

Male Stud Couplings

Stainless Steel 1.4571 Working Temperature:
-60°C to +400°C (DIN 17 440, AD W 10)
Seal Working Temperature:
-20°C to +200°C (FPM/Viton)

L Series, BSPP, Form B Sealing

0291	OD mm	Thread
GE-6L-2RP	6	1/8"
GE-6L-4RP	6	1/4"
GE-6L-6RP	6	3/8"
GE-6L-8RP	6	1/2"
GE-8L-2RP	8	1/8"
GE-8L-4RP	8	1/4"
GE-8L-6RP	8	3/8"
GE-8L-8RP	8	1/2"
GE-10L-2RP	10	1/8"
GE-10L-4RP	10	1/4"
GE-10L-6RP	10	3/8"
GE-10L-8RP	10	1/2"
GE-10L-12RP	10	3/4"
GE-12L-2RP	12	1/8"
GE-12L-4RP	12	1/4"
GE-12L-6RP	12	3/8"
GE-12L-8RP	12	1/2"
GE-12L-12RP	12	3/4"
GE-15L-4RP	15	1/4"
GE-15L-6RP	15	3/8"
GE-15L-8RP	15	1/2"
GE-15L-12RP	15	3/4"
GE-18L-6RP	18	3/8"
GE-18L-8RP	18	1/2"
GE-18L-12RP	18	3/4"
GE-18L-16RP	18	1"
GE-22L-6RP	22	3/8"
GE-22L-8RP	22	1/2"
GE-22L-12RP	22	3/4"
GE-22L-16RP	22	1"
GE-22L-20RP	22	1.1/4"
GE-28L-8RP	28	1/2"
GE-28L-12RP	28	3/4"
GE-28L-16RP	28	1"
GE-28L-20RP	28	1.1/4"
GE-28L-24RP	28	1.1/2"
GE-35L-12RP	35	3/4"
GE-35L-16RP	35	1"
GE-35L-20RP	35	1.1/4"
GE-35L-24RP	35	1.1/2"
GE-42L-16RP	42	1"
GE-42L-20RP	42	1.1/4"
GE-42L-24RP	42	1.1/2"
Tech Sheet 20796		

S Series, BSPP, Form B Sealing

0291	OD mm	Thread
GE-6S-2RP	6	1/8"
GE-6S-4RP	6	1/4"
GE-6S-6RP	6	3/8"
GE-6S-8RP	6	1/2"
GE-8S-2RP	8	1/8"
GE-8S-4RP	8	1/4"
GE-8S-6RP	8	3/8"
GE-8S-8RP	8	1/2"
GE-10S-2RP	10	1/8"
GE-10S-4RP	10	1/4"
GE-10S-6RP	10	3/8"
GE-10S-8RP	10	1/2"
GE-10S-12RP	10	3/4"
GE-12S-4RP	12	1/4"
GE-12S-6RP	12	3/8"
GE-12S-8RP	12	1/2"
GE-12S-12RP	12	3/4"
GE-14S-4RP	14	1/4"
GE-14S-6RP	14	3/8"
GE-14S-8RP	14	1/2"
GE-14S-12RP	14	3/4"
GE-16S-4RP	16	1/4"
GE-16S-6RP	16	3/8"
GE-16S-8RP	16	1/2"
GE-16S-12RP	16	3/4"
GE-16S-16RP	16	1"
GE-20S-6RP	20	3/8"
GE-20S-8RP	20	1/2"
GE-20S-12RP	20	3/4"
GE-20S-16RP	20	1"
GE-20S-20RP	20	1.1/4"
GE-25S-8RP	25	1/2"
GE-25S-12RP	25	3/4"
GE-25S-16RP	25	1"
GE-25S-20RP	25	1.1/4"
GE-30S-12RP	30	3/4"
GE-30S-16RP	30	1"
GE-30S-20RP	30	1.1/4"
GE-30S-24RP	30	1.1/2"
GE-38S-16RP	38	1"
GE-38S-20RP	38	1.1/4"
GE-38S-24RP	38	1.1/2"
Tech Sheet 20796		

L Series, Metric Parallel, Form B Sealing

0291	OD mm	Thread
GE-6L-10MPB	6	M10 x 1
GE-6L-12MPB	6	M12 x 1.5
GE-6L-14MPB	6	M14 x 1.5
GE-8L-10MPB	8	M10 x 1.0
GE-8L-12MPB	8	M12 x 1.5
GE-8L-14MPB	8	M14 x 1.5
GE-8L-18MPB	8	M18 x 1.5
GE-8L-16MPB	8	M16 x 1.5
GE-10L-10MPB	10	M16 x 1.5
GE-10L-14MPB	10	M14 x 1.5
GE-10L-12MPB	10	M12 x 1.5
GE-10L-16MPB	10	M16 x 1.5
GE-10L-18MPB	10	M18 x 1.5
GE-10L-22MPB	10	M22 x 1.5
GE-12L-14MPB	12	M14 x 1.5
GE-12L-12MPB	12	M12 x 1.5
GE-12L-16MPB	12	M16 x 1.5
GE-12L-18MPB	12	M18 x 1.5
GE-12L-22MPB	12	M22 x 1.5
GE-15L-16MPB	15	M16 x 1.5
GE-15L-18MPB	15	M18 x 1.5
GE-15L-22MPB	15	M22 x 1.5
GE-18L-18MPB	18	M18 x 1.5
GE-18L-22MPB	18	M22 x 1.5
GE-18L-26MPB	18	M26 x 1.5
GE-22L-22MPB	22	M22 x 1.5
GE-22L-26MPB	22	M26 x 1.5
GE-28L-33MPB	28	M33 x 1.5
GE-35L-42MPB	35	M42 x 2
GE-42L-48MPB	42	M48 x 2
Tech Sheet 10587		

S Series, Metric Parallel, Form B Sealing

0291	OD mm	Thread
GE-6S-12MPB	6	M12 x 1.5
GE-6S-14MPB	6	M14 x 1.5
GE-8S-14MPB	8	M14 x 1.5
GE-10S-16MPB	10	M16 x 1.5
GE-10S-18MPB	10	M18 x 1.5
GE-12S-14MPB	12	M14 x 1.5
GE-12S-16MPB	12	M16 x 1.5
GE-12S-18MPB	12	M18 x 1.5
GE-12S-22MPB	12	M22 x 1.5
GE-14S-20MPB	14	M20 x 1.5
GE-16S-18MPB	16	M18 x 1.5
GE-16S-22MPB	16	M22 x 1.5
GE-20S-27MPB	20	M27 x 2
GE-25S-33MPB	25	M33 x 2
GE-30S-42MPB	30	M42 x 2
GE-38S-48MPB	38	M48 x 2
Tech Sheet 10587		

316 STAINLESS STEEL DIN EN ISO 8434-1 TUBE FITTINGS (FORMERLY DIN 2353)

stainless steel

Male Stud Couplings

L Series, BSPT

0291	OD mm	Thread
GE-6L-2RT	6	1/8"
GE-6L-4RT	6	1/4"
GE-6L-6RT	6	3/8"
GE-6L-8RT	6	1/2"
GE-8L-2RT	8	1/8"
GE-8L-4RT	8	1/4"
GE-8L-6RT	8	3/8"
GE-8L-8RT	8	1/2"
GE-10L-2RT	10	1/8"
GE-10L-4RT	10	1/4"
GE-10L-6RT	10	3/8"
GE-10L-8RT	10	1/2"
GE-12L-2RT	12	1/8"
GE-12L-4RT	12	1/4"
GE-12L-6RT	12	3/8"
GE-12L-8RT	12	1/2"
GE-12L-12RT	12	3/4"
GE-15L-4RT	15	1/4"
GE-15L-6RT	15	3/8"
GE-15L-8RT	15	1/2"
GE-15L-12RT	15	3/4"
GE-18L-6RT	18	3/8"
GE-18L-8RT	18	1/2"
GE-18L-12RT	18	3/4"
GE-22L-6RT	22	3/8"
GE-22L-8RT	22	1/2"
GE-22L-12RT	22	3/4"
GE-22L-16RT	22	1"
GE-28L-8RT	28	1/2"
GE-28L-12RT	28	3/4"
GE-28L-16RT	28	1"
GE-28L-20RT	28	1.1/4"
GE-35L-16RT	35	1"
GE-35L-20RT	35	1.1/4"
GE-35L-24RT	35	1.1/2"
GE-42L-20RT	42	1.1/4"
GE-42L-24RT	42	1.1/2"
Tech Sheet 10588		

S Series, BSPT

0291	OD mm	Thread
GE-6S-2RT	6	1/8"
GE-6S-4RT	6	1/4"
GE-6S-6RT	6	3/8"
GE-8S-2RT	8	1/8"
GE-8S-4RT	8	1/4"
GE-8S-6RT	8	3/8"
GE-10S-4RT	10	1/4"
GE-10S-6RT	10	3/8"
GE-12S-4RT	12	1/4"
GE-12S-6RT	12	3/8"
GE-12S-8RT	12	1/2"
GE-14S-6RT	14	3/8"
GE-14S-8RT	14	1/2"
GE-16S-6RT	16	3/8"
GE-16S-8RT	16	1/2"
GE-16S-12RT	16	3/4"
GE-20S-8RT	20	1/2"
GE-20S-12RT	20	3/4"
GE-25S-12RT	25	3/4"
GE-25S-16RT	25	1"
GE-30S-20RT	30	1.1/4"
GE-38S-24RT	38	1.1/2"
Tech Sheet 10588		

Stainless Steel 1.4571 Working Temperature:
-60°C to +400°C (DIN 17 440, AD W 10)
Seal Working Temperature:
-20°C to +200°C (FPM/Viton)

L Series, NPT

0291	OD mm	Thread
GE-6L-2N	6	1/8"
GE-6L-4N	6	1/4"
GE-6L-6N	6	3/8"
GE-6L-8N	6	1/2"
GE-8L-2N	8	1/8"
GE-8L-4N	8	1/4"
GE-8L-6N	8	3/8"
GE-8L-8N	8	1/2"
GE-10L-2N	10	1/8"
GE-10L-4N	10	1/4"
GE-10L-6N	10	3/8"
GE-10L-8N	10	1/2"
GE-10L-12N	10	3/4"
GE-12L-2N	12	1/8"
GE-12L-4N	12	1/4"
GE-12L-6N	12	3/8"
GE-12L-8N	12	1/2"
GE-12L-12N	12	3/4"
GE-15L-4N	15	1/4"
GE-15L-6N	15	3/8"
GE-15L-8N	15	1/2"
GE-15L-12N	15	3/4"
GE-18L-6N	18	3/8"
GE-18L-8N	18	1/2"
GE-18L-12N	18	3/4"
GE-18L-16N	18	1"
GE-22L-6N	22	3/8"
GE-22L-8N	22	1/2"
GE-22L-12N	22	3/4"
GE-22L-16N	22	1"
GE-22L-20N	22	1.1/4"
GE-28L-8N	28	1/2"
GE-28L-12N	28	3/4"
GE-28L-16N	28	1"
GE-28L-20N	28	1.1/4"
GE-35L-16N	35	1"
GE-35L-20N	35	1.1/4"
GE-35L-24N	35	1.1/2"
GE-42L-16N	42	1"
GE-42L-20N	42	1.1/4"
GE-42L-24N	42	1.1/2"
Tech Sheet 10589		

S Series, NPT

0291	OD mm	Thread
GE-6S-2N	6	1/8"
GE-6S-4N	6	1/4"
GE-6S-6N	6	3/8"
GE-6S-8N	6	1/2"
GE-8S-2N	8	1/8"
GE-8S-4N	8	1/4"
GE-8S-6N	8	3/8"
GE-8S-8N	8	1/2"
GE-10S-2N	10	1/8"
GE-10S-4N	10	1/4"
GE-10S-6N	10	3/8"
GE-10S-8N	10	1/2"
GE-10S-12N	10	3/4"
GE-12S-4N	12	1/4"
GE-12S-6N	12	3/8"
GE-12S-8N	12	1/2"
GE-12S-12N	12	3/4"
GE-14S-6N	14	3/8"
GE-14S-8N	14	1/2"
GE-14S-12N	14	3/4"
GE-16S-6N	16	3/8"
GE-16S-8N	16	1/2"
GE-16S-12N	16	3/4"
GE-16S-16N	16	1"
GE-20S-6N	20	3/8"
GE-20S-12N	20	3/4"
GE-20S-16N	20	1"
GE-20S-20N	20	1.1/4"
GE-25S-8N	25	1/2"
GE-25S-12N	25	3/4"
GE-25S-16N	25	1"
GE-25S-20N	25	1.1/4"
GE-30S-12N	30	3/4"
GE-30S-16N	30	1"
GE-30S-20N	30	1.1/4"
GE-30S-24N	30	1.1/2"
GE-38S-16N	38	1"
GE-38S-20N	38	1.1/4"
GE-38S-24N	38	1.1/2"
Tech Sheet 10589		

stainless steel

For **Stainless Steel Component parts** see page **1255**

316 STAINLESS STEEL DIN EN ISO 8434-1 TUBE FITTINGS (FORMERLY DIN 2353)

stainless steel

Male Stud Couplings

L Series, UNF, O-Ring Sealing

0291	OD mm	Thread
GE-6L-7/16UNF	6	7/16"
GE-6L-1/2UNF	6	1/2"
GE-6L-9/16UNF	6	9/16"
GE-8L-7/16UNF	8	7/16"
GE-8L-1/2UNF	8	1/2"
GE-8L-9/16UNF	8	9/16"
GE-10L-7/16UNF	10	7/16"
GE-10L-1/2UNF	10	1/2"
GE-10L-9/16UNF	10	9/16"
GE-10L-3/4UNF	10	3/4"
GE-12L-9/16UNF	12	9/16"
GE-12L-3/4UNF	12	3/4"
GE-12L-7/8UNF	12	7/8"
GE-15L-9/16UNF	15	9/16"
GE-15L-3/4UNF	15	3/4"
GE-15L-7/8UNF	15	7/8"
GE-18L-3/4UNF	18	3/4"
GE-18L-7/8UNF	18	7/8"
GE-18L-11/16UNF	18	1.1/16"
GE-22L-3/4UNF	22	3/4"
GE-22L-7/8UNF	22	7/8"
GE-22L-11/16UNF	22	1.1/16"
GE-22L-15/16UNF	22	1.5/16"
GE-28L-11/16UNF	28	1.1/16"
GE-28L-15/16UNF	28	1.5/16"
GE-28L-15/8UNF	28	1.5/8"
GE-35L-15/16UNF	35	1.5/16"
GE-35L-15/8UNF	35	1.5/8"
GE-42L-15/8UNF	42	1.5/8"
GE-42L-17/8UNF	42	1.7/8"
Tech Sheet 20797		

S Series, UNF, O-Ring Sealing

0291	OD mm	Thread
GE-6S-7/16UNF	6	7/16"
GE-8S-1/2UNF	8	1/2"
GE-8S-7/16UNF	8	7/16"
GE-8S-9/16UNF	8	9/16"
GE-10S-3/4UNF	10	3/4"
GE-12S-9/16UNF	12	9/16"
GE-12S-3/4UNF	12	3/4"
GE-12S-7/8UNF	12	7/8"
GE-14S-3/4UNF	14	3/4"
GE-16S-3/4UNF	16	3/4"
GE-16S-7/8UNF	16	7/8"
GE-16S-11/16UNF	16	1.1/16"
GE-20S-3/4UNF	20	3/4"
GE-20S-7/8UNF	20	7/8"
GE-20S-11/16UNF	20	1.1/16
GE-20S-15/16UNF	20	1.5/16"
GE-25S-11/16UNF	25	1.1/16
GE-25S-15/16UNF	25	1.5/16"
GE-30S-11/16UNF	30	1.1/16"
GE-30S-15/16UNF	30	1.5/16"
GE-30S-15/8UNF	30	1.5/8"
GE-38S-15/8UNF	38	1.5/8"
GE-38S-17/8UNF	38	1.7/8"

Female Stud Couplings

Stainless Steel 1.4571 Working Temperature:
-60°C to +400°C (DIN 17 440, AD W 10)
Seal Working Temperature:
-20°C to +200°C (FPM/Viton)

L Series, BSPP

0291	OD mm	Thread
GAI-6L-2RG	6	1/8"
GAI-6L-4RG	6	1/4"
GAI-6L-6RG	6	3/8"
GAI-6L-8RG	6	1/2"
GAI-8L-2RG	8	1/8"
GAI-8L-4RG	8	1/4"
GAI-8L-6RG	8	3/8"
GAI-8L-8RG	8	1/2"
GAI-10L-2RG	10	1/8"
GAI-10L-4RG	10	1/4"
GAI-10L-6RG	10	3/8"
GAI-10L-8RG	10	1/2"
GAI-12L-4RG	12	1/4"
GAI-12L-6RG	12	3/8"
GAI-12L-8RG	12	1/2"
GAI-15L-6RG	15	3/8"
GAI-15L-8RG	15	1/2"
GAI-15L-12RG	15	3/4"
GAI-18L-6RG	18	3/8"
GAI-18L-8RG	18	1/2"
GAI-18L-12RG	18	3/4"
GAI-22L-8RG	22	1/2"
GAI-22L-12RG	22	3/4"
GAI-28L-16RG	28	1"
GAI-35L-20RG	35	1.1/4"
GAI-42L-24RG	42	1.1/2"
Tech Sheet 10590		

S Series, BSPP

0291	OD mm	Thread
GAI-6S-4RG	6	1/4"
GAI-8S-4RG	8	1/4"
GAI-8S-6RG	8	3/8"
GAI-8S-8RG	8	1/2"
GAI-10S-6RG	10	3/8"
GAI-10S-8RG	10	1/2"
GAI-12S-4RG	12	1/4"
GAI-12S-6RG	12	3/8"
GAI-12S-8RG	12	1/2"
GAI-14S-6RG	14	3/8"
GAI-14S-8RG	14	1/2"
GAI-16S-6RG	16	3/8"
GAI-16S-8RG	16	1/2"
GAI-20S-8RG	20	1/2"
GAI-20S-12RG	20	3/4"
GAI-25S-12RG	25	3/4"
GAI-25S-16RG	25	1"
GAI-30S-20RG	30	1.1/4"
GAI-38S-24RG	38	1.1/2"

L Series, NPT

0291	OD mm	Thread
GAI-6L-2N	6	1/8"
GAI-6L-4N	6	1/4"
GAI-8L-4N	8	1/4"
GAI-10L-4N	10	1/4"
GAI-10L-6N	10	3/8"
GAI-10L-8N	10	1/2"
GAI-12L-4N	12	1/4"
GAI-12L-6N	12	3/8"
GAI-12L-8N	12	1/2"
GAI-15L-8N	15	1/2"
GAI-18L-8N	18	1/2"
GAI-22L-12N	22	3/4"
GAI-28L-16N	28	1"
GAI-35L-20N	35	1.1/4"
GAI-42L-24N	42	1.1/2"

S Series, NPT

0291	OD mm	Thread
GAI-6S-4N	6	1/4"
GAI-8S-4N	8	1/4"
GAI-10S-6N	10	3/8"
GAI-12S-6N	12	3/8"
GAI-12S-8N	12	1/2"
GAI-14S-8N	14	1/2"
GAI-16S-6N	16	3/8"
GAI-16S-8N	16	1/2"
GAI-20S-12N	20	3/4"
GAI-25S-16N	25	1"
GAI-30S-20N	30	1.1/4"
GAI-38S-24N	38	1.1/2"

316 STAINLESS STEEL DIN EN ISO 8434-1 TUBE FITTINGS (FORMERLY DIN 2353)

stainless steel

Straight Stud Standpipes

Stainless Steel 1.4571 Working Temperature:
-60°C to +400°C (DIN 17 440, AD W 10)
Seal Working Temperature:
-20°C to +200°C (FPM/Viton)

L Series, BSPP (Captive Seal)

0291	OD mm	Thread
EVGE-6L-2EO	6	1/8"
EVGE-8L-4EO	8	1/4"
EVGE-8L-6EO	8	3/8"
EVGE-10L-4EO	10	1/4"
EVGE-10L-6EO	10	3/8"
EVGE-10L-8EO	10	1/2"
EVGE-12L-4EO	12	1/4"
EVGE-12L-6EO	12	3/8"
EVGE-12L-8EO	12	1/2"
EVGE-15L-6EO	15	3/8"
EVGE-15L-8EO	15	1/2"
EVGE-18L-6EO	18	3/8"
EVGE-18L-8EO	18	1/2"
EVGE-18L-12EO	18	3/4"
EVGE-22L-6EO	22	3/8"
EVGE-22L-8EO	22	1/2"
EVGE-22L-12EO	22	3/4"
EVGE-28L-12EO	28	3/4"
EVGE-28L-16EO	28	1"
EVGE-35L-20EO	35	1.1/4"
EVGE-42L-24EO	42	1.1/2"
Tech Sheet 10591		

S Series, BSPP (Captive Seal)

0291	OD mm	Thread
EVGE-6S-2EO	6	1/8"
EVGE-6S-4EO	6	1/4"
EVGE-8S-4EO	8	1/4"
EVGE-8S-6EO	8	3/8"
EVGE-10S-4EO	10	1/4"
EVGE-10S-6EO	10	3/8"
EVGE-10S-8EO	10	1/2"
EVGE-12S-4EO	12	1/4"
EVGE-12S-6EO	12	3/8"
EVGE-12S-8EO	12	1/2"
EVGE-14S-8EO	14	1/2"
EVGE-16S-6EO	16	3/8"
EVGE-16S-8EO	16	1/2"
EVGE-16S-12EO	16	3/4"
EVGE-20S-8EO	20	1/2"
EVGE-20S-12EO	20	3/4"
EVGE-25S-12EO	25	3/4"
EVGE-25S-16EO	25	1"
EVGE-30S-20EO	30	1.1/4"
EVGE-38S-24EO	38	1.1/2"
Tech Sheet 10591		

L Series, Metric Parallel (Captive Seal)

0291	OD mm	Thread
EVGE-6L-10MEO	6	M10 x 1
EVGE-8L-12MEO	8	M12 x 1.5
EVGE-10L-14MEO	10	M14 x 1.5
EVGE-15L-18MEO	15	M18 x 1.5
EVGE-18L-22MEO	18	M22 x 1.5
EVGE-22L-26MEO	22	M26 x 1.5
EVGE-28L-33MEO	28	M33 x 2
EVGE-35L-42MEO	35	M42 x 2
EVGE-42L-48MEO	42	M48 x 2
Tech Sheet 10592		

S Series, Metric Parallel (Captive Seal)

0291	OD mm	Thread
EVGE-6S-12MEO	6	M12 x 1.5
EVGE-8S-14MEO	8	M14 x 1.5
EVGE-10S-16MEO	10	M16 x 1.5
EVGE-12S-18MEO	12	M18 x 1.5
EVGE-14S-20MEO	14	M20 x 1.5
EVGE-16S-22MEO	16	M22 x 1.5
EVGE-20S-27MEO	20	M27 x 2
EVGE-30S-42MEO	30	M42 x 2
EVGE-38S-48MEO	38	M48 x 2
Tech Sheet 10592		

Reducing Adaptors

Male x Female, BSPP

0291	OD mm	Thread
GRI-2-4RG	1/8"	1/4"
GRI-2-6RG	1/8"	3/8"
GRI-4-2RG	1/4"	1/8"
GRI-4-6RG	1/4"	3/8"
GRI-4-8RG	1/4"	1/2"
GRI-4-12RG	1/4"	3/4"
GRI-6-4RG	3/8"	1/4"
GRI-6-8RG	3/8"	1/2"
GRI-6-12RG	3/8"	3/4"
GRI-6-16RG	3/8"	1"
GRI-8-6RG	1/2"	3/8"
GRI-8-12RG	1/2"	3/4"
GRI-8-16RG	1/2"	1"
GRI-8-20RG	1/2"	1.1/4"
GRI-12-8RG	3/4"	1/2"
GRI-12-16RG	3/4"	1"
GRI-12-20RG	3/4"	1.1/4"
GRI-12-24RG	3/4"	1.1/2"
GRI-16-12RG	1"	3/4"
GRI-16-20RG	1"	1.1/4"
GRI-16-24RG	1"	1.1/2"
GRI-20-16RG	1.1/4"	1"
GRI-24-20RG	1.1/2"	1.1/4"
GRI-20-24RG	1.1/4"	1.1/2"
Tech Sheet 10593		

Reducing Bush

Male x Female, BSPP

0291	OD mm	Thread
GRI-6-2RG	3/8"	1/8"
GRI-8-2RG	1/2"	1/8"
GRI-8-4RG	1/2"	1/4"
GRI-12-2RG	3/4"	1/8"
GRI-12-4RG	3/4"	1/4"
GRI-12-6RG	3/4"	3/8"
GRI-16-4RG	1"	1/4"
GRI-16-6RG	1"	3/8"
GRI-16-8RG	1"	1/2"
GRI-20-6RG	1.1/4"	3/8"
GRI-20-8RG	1.1/4"	1/2"
GRI-20-12RG	1.1/4"	3/4"
GRI-24-8RG	1.1/2"	1/2"
GRI-24-12RG	1.1/2"	3/4"
GRI-24-16RG	1.1/2"	1"
GRI-32-8RG	2"	1/2"
GRI-32-12RG	2"	3/4"
GRI-32-16RG	2"	1"
GRI-32-20RG	2"	1.1/4"
GRI-32-24RG	2"	1.1/2"
Tech Sheet 10593		

Adjustable Branch Tees

Stainless Steel 1.4571 Working Temperature:
-60°C to +400°C
(DIN 17 440, AD W 10)
Seal Working Temperature:
-20°C to +200°C
(FPM/Viton)

L Series, Metric, Female Thread

0291	OD mm	Thread
EVT-6L	6	M12 x 1.5
EVT-8L	8	M14 x 1.5
EVT-10L	10	M16 x 1.5
EVT-12L	12	M18 x 1.5
EVT-15L	15	M22 x 1.5
EVT-18L	18	M26 x 1.5
EVT-22L	22	M30 x 2
EVT-28L	28	M36 x 2
EVT-35L	35	M45 x 2
EVT-42L	42	M52 x 2
Tech Sheet 10594		

S Series, Metric, Female Thread

0291	OD mm	Thread
EVT-6S	6	M14 x 1.5
EVT-8S	8	M16 x 1.5
EVT-10S	10	M18 x 1.5
EVT-12S	12	M20 x 1.5
EVT-14S	14	M22 x 1.5
EVT-16S	16	M24 x 1.5
EVT-20S	20	M30 x 2
EVT-25S	25	M36 x 2
EVT-30S	30	M42 x 2
EVT-38S	38	M52 x 2
Tech Sheet 10594		

316 STAINLESS STEEL DIN EN ISO 8434-1 TUBE FITTINGS (FORMERLY DIN 2353)

stainless steel

Adjustable Run Tees

Stainless Steel 1.4571 Working Temperature:
-60°C to +400°C (DIN 17 440, AD W 10)
Seal Working Temperature:
-20°C to +200°C (FPM/Viton)

L Series, Metric, Female Thread

0291	OD mm	Thread
EVL-6L	6	M12 x 1.5
EVL-8L	8	M14 x 1.5
EVL-10L	10	M16 x 1.5
EVL-12L	12	M18 x 1.5
EVL-15L	15	M22 x 1.5
EVL-18L	18	M26 x 1.5
EVL-22L	22	M30 x 2
EVL-28L	28	M36 x 2
EVL-35L	35	M45 x 2
EVL-42L	42	M52 x 2
Tech Sheet 10597		

S Series, Metric, Female Thread

0291	OD mm	Thread
EVL-6S	6	M14 x 1.5
EVL-8S	8	M16 x 1.5
EVL-10S	10	M18 x 1.5
EVL-12S	12	M20 x 1.5
EVL-14S	14	M22 x 1.5
EVL-16S	16	M24 x 1.5
EVL-20S	20	M30 x 2
EVL-25S	25	M36 x 2
EVL-30S	30	M42 x 2
EVL-38S	38	M52 x 2
Tech Sheet 10597		

stainless steel

For **Stainless Steel Tubing** see page **1287**

Male Stud Elbows

Stainless Steel 1.4571 Working Temperature:
-60°C to +400°C (DIN 17 440, AD W 10)
Seal Working Temperature:
-20°C to +200°C (FPM/Viton)

L Series, BSPT

0291	OD mm	Thread
WE6L-2RT	6	1/8"
WE6L-4RT	6	1/4"
WE6L-6RT	6	3/8"
WE6L-8RT	6	1/2"
WE8L-2RT	8	1/8"
WE8L-4RT	8	1/4"
WE8L-6RT	8	3/8"
WE8L-8RT	8	1/2"
WE10L-2RT	10	1/8"
WE10L-4RT	10	1/4"
WE10L-6RT	10	3/8"
WE10L-8RT	10	1/2"
WE12L-2RT	12	1/8"
WE12L-4RT	12	1/4"
WE12L-6RT	12	3/8"
WE12L-8RT	12	1/2"
WE15L-4RT	15	1/4"
WE15L-6RT	15	3/8"
WE15L-8RT	15	1/2"
WE15L-12RT	15	3/4"
WE18L-6RT	18	3/8"
WE18L-8RT	18	1/2"
WE18L-12RT	18	3/4"
WE22L-8RT	22	1/2"
WE22L-12RT	22	3/4"
WE28L-16RT	28	1"
WE35L-20RT	35	1.1/4"
Tech Sheet 10600		

S Series, BSPT

0291	OD mm	Thread
WE6S-2RT	6	1/8"
WE6S-4RT	6	1/4"
WE6S-6RT	6	3/8"
WE6S-8RT	6	1/2"
WE8S-4RT	8	1/4"
WE8S-6RT	8	3/8"
WE8S-8RT	8	1/2"
WE10S-4RT	10	1/4"
WE10S-6RT	10	3/8"
WE10S-8RT	10	1/2"
WE12S-4RT	12	1/4"
WE12S-6RT	12	3/8"
WE12S-8RT	12	1/2"
WE14S-6RT	14	3/8"
WE14S-8RT	14	1/2"
WE16S-6RT	16	3/8"
WE16S-8RT	16	1/2"
WE16S-12RT	16	3/4"
WE20S-8RT	20	1/2"
WE20S-12RT	20	3/4"
Tech Sheet 10600		

L Series, NPT

0291	OD mm	Thread
WE6L-2N	6	1/8"
WE6L-4N	6	1/4"
WE6L-6N	6	3/8"
WE6L-8N	6	1/2"
WE8L-2N	8	1/8"
WE8L-4N	8	1/4"
WE8L-6N	8	3/8"
WE8L-8N	8	1/2"
WE10L-2N	10	1/8"
WE10L-4N	10	1/4"
WE10L-8N	10	1/2"
WE12L-4N	12	1/4"
WE12L-6N	12	3/8"
WE12L-8N	12	1/2"
WE15L-6N	15	3/8"
WE15L-8N	15	1/2"
WE15L-12N	15	3/4"
WE18L-6N	18	3/8"
WE18L-8N	18	1/2"
WE18L-12N	18	3/4"
WE22L-8N	22	1/2"
WE22L-12N	22	3/4"
WE28L-12N	28	3/4"
WE28L-16N	28	1"
WE35L-20N	35	1.1/4"
WE42L-24N	42	1.1/2"
Tech Sheet 10601		

S Series, NPT

0291	OD mm	Thread
WE6S-4N	6	1/4"
WE6S-6N	6	3/8"
WE6S-8N	6	1/2"
WE8S-4N	8	1/4"
WE8S-6N	8	3/8"
WE8S-8N	8	1/2"
WE10S-4N	8	1/4"
WE10S-6N	10	3/8"
WE10S-8N	10	1/2"
WE12S-4N	12	1/4"
WE12S-6N	12	3/8"
WE12S-8N	12	1/2"
WE14S-6N	14	3/8"
WE14S-8N	14	1/2"
WE16S-6N	16	3/8"
WE16S-8N	16	1/2"
WE16S-12N	16	3/4"
WE20S-8N	20	1/2"
WE20S-12N	20	3/4"
WE25S-16N	25	1"
WE30S-20N	30	1.1/4"
WE38S-24N	38	1.1/2"
Tech Sheet 10601		

For Stainless Steel 304 & 316

see section **10** page **1225**

Many of our products are produced in stainless steel (304 or 316) so if that is your focus and to simplify product selection, we have all our products regardless of type or application grouped in section 10 (coded yellow) of our catalogue.

Food safety starts with rigorous hygiene and nickel-containing stainless steels are the superior, reliable standard at every link of the food and industry supply chain. Though it may not be inherently antimicrobial, stainless steel, particularly 304 or 316 stainless steels, are one of the best materials to use in a food and beverage processing environment.

Industries

- Food
- Brewing
- Transport
- Pharmaceuticals
- Chemicals

Stainless steel is commonly used in the food industry because of its non-toxicity and ease of cleaning. This material does not react chemically with other substances and can be cleaned with high temperatures. In the process of disinfection, we can also use most of the available detergents. Stainless steel is not absorbent and after rinsing its surface with water, you can freely use it for food processing. This material is extremely durable and does not require regular and expensive maintenance. Although stainless steel can be slightly more expensive than other raw materials, it is an excellent compromise between the interests of the consumer and manufacturer.

316 STAINLESS STEEL DIN EN ISO 8434-1 TUBE FITTINGS (FORMERLY DIN 2353)

stainless steel

Adjustable Elbows

L Series, Metric, Female Thread

0291	OD mm	Thread
EVW-6L	6	M12 x 1.5
EVW-8L	8	M14 x 1.5
EVW-10L	10	M16 x 1.5
EVW-12L	12	M18 x 1.5
EVW-15L	15	M22 x 1.5
EVW-18L	18	M26 x 1.5
EVW-22L	22	M30 x 2
EVW-28L	28	M36 x 2
EVW-35L	35	M45 x 2
EVW-42L	42	M52 x 2
Tech Sheet 10602		

S Series, Metric, Female Thread

0291	OD mm	Thread
EVW-6S	6	M14 x 1.5
EVW-8S	8	M16 x 1.5
EVW-10S	10	M18 x 1.5
EVW-12S	12	M20 x 1.5
EVW-14S	14	M22 x 1.5
EVW-16S	16	M24 x 1.5
EVW-20S	20	M30 x 2
EVW-25S	25	M36 x 2
EVW-30S	30	M42 x 2
EVW-38S	38	M52 x 2
Tech Sheet 10602		

Straights

L Series

0291	OD mm
G6-UL	6
G8-UL	8
G10-UL	10
G12-UL	12
G15-UL	15
G18-UL	18
G22-UL	22
G28-UL	28
G35-UL	35
G42-UL	42
Tech Sheet 10605	

S Series

0291	OD mm
G6-US	6
G8-US	8
G10-US	10
G12-US	12
G14-US	14
G16-US	16
G20-US	20
G25-US	25
G30-US	30
G38-US	38
Tech Sheet 10605	

Straight Reducers

Stainless Steel 1.4571 Working Temperature:
-60°C to +400°C (DIN 17 440, AD W 10)
Seal Working Temperature:
-20°C to +200°C (FPM/Viton)

L Series

0291	OD mm	OD mm
GR-8L-6L	8	6
GR-10L-6L	10	6
GR-10L-8L	10	8
GR-12L-6L	12	6
GR-12L-8L	12	8
GR-12L-10L	12	10
GR-15L-6L	15	6
GR-15L-8L	15	8
GR-15L-10L	15	10
GR-15L-12L	15	12
GR-18L-8L	18	8
GR-18L-10L	18	10
GR-18L-12L	18	12
GR-18L-15L	18	15
GR-22L-8L	22	8
GR-22L-10L	22	10
GR-22L-12L	22	12
GR-22L-15L	22	15
GR-22L-18L	22	18
GR-28L-10L	28	10
GR-28L-12L	28	12
GR-28L-15L	28	15
GR-28L-18L	28	18
GR-28L-22L	28	22
GR-35L-15L	35	15
GR-35L-18L	35	18
GR-35L-22L	35	22
GR-35L-28L	35	28
GR-42L-15L	42	15
GR-42L-18L	42	18
GR-42L-22L	42	22
GR-42L-28L	42	28
GR-42L-35L	42	35
Tech Sheet 10606		

S Series

0291	OD mm	OD mm
GR-8S-6S	8	6
GR-10S-6S	10	6
GR-10S-8S	10	8
GR-12S-6S	12	6
GR-12S-8S	12	8
GR-12S-10S	12	10
GR-14S-6S	14	6
GR-14S-8S	14	8
GR-14S-10S	14	10
GR-14S-12S	14	12
GR-16S-6S	16	6
GR-16S-8S	16	8
GR-16S-10S	16	10
GR-16S-12S	16	12
GR-16S-14S	16	14
GR-20S-6S	20	6
GR-20S-8S	20	8
GR-20S-10S	20	10
GR-20S-12S	20	12
GR-20S-14S	20	14
GR-20S-16S	20	16
GR-25S-8S	25	8
GR-25S-10S	25	10
GR-25S-12S	25	12
GR-25S-14S	25	14
GR-25S-16S	25	16
GR-25S-20S	25	20
GR-30S-10S	30	10
GR-30S-12S	30	12
GR-30S-14S	30	14
GR-30S-16S	30	16
GR-30S-20S	30	20
GR-30S-25S	30	25
GR-38S-10S	38	10
GR-38S-12S	38	12
GR-38S-14S	38	14
GR-38S-16S	38	16
GR-38S-20S	38	20
GR-38S-25S	38	25
GR-38S-30S	38	30
Tech Sheet 10606		

stainless steel

For **Stainless Steel Check Valves** see page **1300**

316 STAINLESS STEEL DIN EN ISO 8434-1 TUBE FITTINGS (FORMERLY DIN 2353)

stainless steel

90° Compact Adjustable Elbows

Stainless Steel 1.4571 Working Temperature:
-60°C to +400°C (DIN 17 440, AD W 10)
Seal Temperature Range:
-20°C to +200°C (FPM/Viton)

L Series, Metric, BSPP Male Thread with Viton O-Ring

0291	OD mm	Thread
WEEV-06L-1/8	6	1/8"
WEEV-08L-1/4	8	1/4"
WEEV-10L-1/4	10	1/4"
WEEV-12L-3/8	12	3/8"
WEEV-15L-1/2	15	1/2"
WEEV-18L-1/2	18	1/2"
WEEV-22L-3/4	22	3/4"
WEEV-28L-1	28	1"
WEEV-35L-114	35	1.1/4"
Tech Sheet 67962		

45° Adjustable Elbows

L Series, Metric, BSPP Female Thread with Viton O-Ring

0291	OD mm	Thread
EV-DKOL-06	6	M12 x 1.5
EV-DKOL-08	8	M14 x 1.5
EV-DKOL-10	10	M16 x 1.5
EV-DKOL-12	12	M18 x 1.5
EV-DKOL-15	15	M22 x 1.5
EV-DKOL-18	18	M26 x 1.5
EV-DKOL-22	22	M30 x 2
EV-DKOL-28	28	M36 x 2
EV-DKOL-35	35	M45 x 2
EV-DKOL-42	42	M52 x 2
Tech Sheet 67963		

Soft Sealed Cutting Ring

L Series Sealing Ring with Viton Seal

0291	OD mm
ES4-L-06-WD	6
ES4-L-08-WD	8
ES4-L-10-WD	10
ES4-L-12-WD	12
ES4-L-15-WD	15
ES4-L-18-WD	18
ES4-L-22-WD	22
ES4-L-28-WD	28
ES4-L-35-WD	35
ES4-L-42-WD	42
Tech Sheet 67964	

S Series Sealing Ring with Viton Seal

0291	OD mm
ES4-S-06-WD	6
ES4-S-08-WD	8
ES4-S-10-WD	10
ES4-S-12-WD	12
ES4-S-14-WD	14
ES4-S-16-WD	16
ES4-S-20-WD	20
ES4-S-25-WD	25
ES4-S-30-WD	30
ES4-S-38-WD	38
Tech Sheet 67964	

stainless steel

For **Stainless Steel Tubing** see page **183**

316 STAINLESS STEEL DIN EN ISO 8434-1 TUBE FITTINGS (FORMERLY DIN 2353)

stainless steel

Stainless Steel 1.4571 Working Temperature:
-60°C to +400°C (DIN 17 440, AD W 10)
Seal Working Temperature:
-20°C to +200°C (FPM/Viton)

Equal Elbows

L Series

0291	OD mm
W6-UEL	6
W8-UEL	8
W10-UEL	10
W12-UEL	12
W15-UEL	15
W18-UEL	18
W22-UEL	22
W28-UEL	28
W35-UEL	35
W42-UEL	42
Tech Sheet 10607	

S Series

0291	OD mm
W6-UES	6
W8-UES	8
W10-UES	10
W12-UES	12
W14-UES	14
W16-UES	16
W20-UES	20
W25-UES	25
W30-UES	30
W38-UES	38
Tech Sheet 10607	

Equal Tees

L Series

0291	OD mm
T6-UTL	6
T8-UTL	8
T10-UTL	10
T12-UTL	12
T15-UTL	15
T18-UTL	18
T22-UTL	22
T28-UTL	28
T35-UTL	35
T42-UTL	42
Tech Sheet 10608	

S Series

0291	OD mm
T6-UTS	6
T8-UTS	8
T10-UTS	10
T12-UTS	12
T14-UTS	14
T16-UTS	16
T20-UTS	20
T25-UTS	25
T30-UTS	30
T38-UTS	38
Tech Sheet 10608	

Equal Crosses

L Series

0291	OD mm
K6-UCL	6
K8-UCL	8
K10-UCL	10
K12-UCL	12
K15-UCL	15
K18-UCL	18
K22-UCL	22
K28-UCL	28
K35-UCL	35
K42-UCL	42
Tech Sheet 10609	

S Series

0291	OD mm
K6-UCS	6
K8-UCS	8
K10-UCS	10
K12-UCS	12
K14-UCS	14
K16-UCS	16
K20-UCS	20
K25-UCS	25
K30-UCS	30
K38-UCS	38
Tech Sheet 10609	

stainless steel

For **Stainless Steel Gauges** see pages **414-415**

316 STAINLESS STEEL DIN EN ISO 8434-1 TUBE FITTINGS (FORMERLY DIN 2353)

stainless steel

Reducing Standpipes

Stainless Steel 1.4571 Working Temperature:
-60°C to +400°C (DIN 17 440, AD W 10)

Seal Working Temperature:
-20°C to +200°C (FPM/Viton)

L Series

0291	OD mm	OD mm
KOR-8L-6L	8	6
KOR-10L-6L	10	6
KOR-10L-8L	10	8
KOR-12L-6L	12	6
KOR-12L-8L	12	8
KOR-12L-10L	12	10
KOR-15L-6L	15	6
KOR-15L-8L	15	8
KOR-15L-10L	15	10
KOR-15L-12L	15	12
KOR-18L-6L	18	6
KOR-18L-8L	18	8
KOR-18L-10L	18	10
KOR-18L-12L	18	12
KOR-18L-15L	18	15
KOR-22L-6L	22	6
KOR-22L-8L	22	8
KOR-22L-10L	22	10
KOR-22L-12L	22	12
KOR-22L-15L	22	15
KOR-22L-18L	22	18
KOR-28L-6L	28	6
KOR-28L-8L	28	8

0291	OD mm	OD mm
KOR-28L-10L	28	10
KOR-28L-12L	28	12
KOR-28L-15L	28	15
KOR-28L-18L	28	18
KOR-28L-22L	28	22
KOR-35L-6L	35	6
KOR-35L-8L	35	8
KOR-35L-10L	35	10
KOR-35L-12L	35	12
KOR-35L-15L	35	15
KOR-35L-18L	35	18
KOR-35L-22L	35	22
KOR-35L-28L	35	28
KOR-42L-10L	42	10
KOR-42L-12L	42	12
KOR-42L-15L	42	15
KOR-42L-18L	42	18
KOR-42L-22L	42	22
KOR-42L-28L	42	28
KOR-42L-35L	42	35

Tech Sheet 10610

S Series

0291	OD mm	OD mm
KOR-8S-6S	8	6
KOR-10S-6S	10	6
KOR-10S-8S	10	8
KOR-12S-6S	12	6
KOR-12S-8S	12	8
KOR-12S-10S	12	10
KOR-14S-6S	14	6
KOR-14S-8S	14	8
KOR-14S-10S	14	10
KOR-14S-12S	14	12
KOR-16S-6S	16	6
KOR-16S-8S	16	8
KOR-16S-10S	16	10
KOR-16S-12S	16	12
KOR-16S-14S	16	14
KOR-20S-6S	20	6
KOR-20S-8S	20	8
KOR-20S-10S	20	10
KOR-20S-12S	20	12
KOR-20S-14S	20	14
KOR-20S-16S	20	16
KOR-25S-6S	25	6
KOR-25S-8S	25	8

0291	OD mm	OD mm
KOR-25S-10S	25	10
KOR-25S-12S	25	12
KOR-25S-14S	25	14
KOR-25S-16S	25	16
KOR-25S-20S	25	20
KOR-30S-6S	30	6
KOR-30S-8S	30	8
KOR-30S-10S	30	10
KOR-30S-12S	30	12
KOR-30S-14S	30	14
KOR-30S-16S	30	16
KOR-30S-20S	30	20
KOR-30S-25S	30	25
KOR-38S-6S	38	6
KOR-38S-8S	38	8
KOR-38S-10S	38	10
KOR-38S-12S	38	12
KOR-38S-14S	38	14
KOR-38S-16S	38	16
KOR-38S-20S	38	20
KOR-38S-25S	38	25
KOR-38S-30S	38	30

Tech Sheet 10610

stainless steel

For **Stainless Steel Tube**
see page **183**

316 STAINLESS STEEL DIN EN ISO 8434-1 TUBE FITTINGS (FORMERLY DIN 2353)

stainless steel

Tee Reducers



Stainless Steel 1.4571 Working Temperature:
-60°C to +400°C (DIN 17 440, AD W 10)

Seal Working Temperature:
-20°C to +200°C (FPM/Viton)

L Series

0291	OD A mm	OD B mm	OD C mm
TR-6-8-6L	6	8	6
TR-6-10-6L	6	10	6
TR-8-6-8L	8	6	8
TR-8-10-8L	8	10	8
TR-8-12-8L	8	12	8
TR-10-6-10L	10	6	10
TR-10-8-10L	10	8	10
TR-10-10-6L	10	10	6
TR-10-12-10L	10	12	10
TR-10-15-10L	10	15	10
TR-12-6-12L	12	6	12
TR-12-8-8L	12	8	8
TR-12-8-12L	12	8	12
TR-12-10-10L	12	10	10
TR-12-10-12L	12	10	12
TR-12-12-10L	12	12	10
TR-12-15-12L	12	15	12
TR-12-18-12L	12	18	12
TR-15-6-15L	15	6	15
TR-15-10-15L	15	10	15
TR-15-12-12L	15	12	12
TR-15-12-15L	15	12	15
TR-15-15-12L	15	15	12
TR-18-10-10L	18	10	10
TR-18-10-18L	18	10	18
TR-18-12-18L	18	12	18
TR-18-15-18L	18	15	18
TR-18-18-10L	18	18	10
TR-22-10-22L	22	10	22
TR-22-12-22L	22	12	22
TR-22-15-15L	22	15	15
TR-22-15-22L	22	15	22
TR-22-18-18L	22	18	18
TR-22-18-22L	22	18	22
TR-22-22-18L	22	22	18
TR-28-10-28L	28	10	28
TR-28-12-28L	28	12	28
TR-28-15-28L	28	15	28
TR-28-18-28L	28	18	28
TR-28-22-22L	28	22	22
TR-28-22-28L	28	22	28
TR-28-35-28L	28	35	28
TR-35-12-35L	35	12	35
TR-35-15-35L	35	15	35
TR-35-18-35L	35	18	35
TR-35-22-35L	35	22	35
TR-35-28-35L	35	28	35
TR-35-42-35L	35	42	35
TR-42-15-42L	42	15	42
TR-42-18-42L	42	18	42
TR-42-22-42L	42	22	42
TR-42-28-42L	42	28	42
TR-42-35-42L	42	35	42
Tech Sheet 10611			

S Series

0291	OD A mm	OD B mm	OD C mm
TR-8-6-8S	8	6	8
TR-10-6-10S	10	6	10
TR-10-8-10S	10	8	10
TR-12-6-12S	12	6	12
TR-12-8-8S	12	8	8
TR-12-8-12S	12	8	12
TR-12-10-12S	12	10	12
TR-12-16-12S	12	16	12
TR-14-8-14S	14	8	14
TR-14-10-14S	14	10	14
TR-16-6-16S	16	6	16
TR-16-8-16S	16	8	16
TR-16-10-16S	16	10	16
TR-16-12-16S	16	12	16
TR-16-14-16S	16	14	16
TR-16-20-16S	16	20	16
TR-20-8-20S	20	08	20
TR-20-10-20S	20	10	20
TR-20-12-20S	20	12	20
TR-20-14-20S	20	14	20
TR-20-16-20S	20	16	20
TR-20-25-20S	20	25	20
TR-25-10-25S	25	10	25
TR-25-12-25S	25	12	25
TR-25-14-25S	25	14	25
TR-25-16-25S	25	16	25
TR-25-20-25S	25	20	25
TR-25-30-25S	25	30	25
TR-30-12-30S	30	12	30
TR-30-16-30S	30	16	30
TR-30-20-30S	30	20	30
TR-30-25-30S	30	25	30
TR-30-38-30S	30	38	30
TR-38-16-38S	38	16	38
TR-38-20-38S	38	20	38
TR-38-25-38S	38	25	38
TR-38-30-38S	38	30	38
Tech Sheet 10611			

Straight Bulkheads



L Series

0291	OD mm
SV-6L	6
SV-8L	8
SV-10L	10
SV-12L	12
SV-15L	15
SV-18L	18
SV-22L	22
SV-28L	28
SV-35L	35
SV-42L	42
Tech Sheet 10612	

S Series

0291	OD mm
SV-6S	6
SV-8S	8
SV-10S	10
SV-12S	12
SV-14S	14
SV-16S	16
SV-20S	20
SV-25S	25
SV-30S	30
SV-38S	38
Tech Sheet 10612	

Weld Bulkheads



L Series

0291	OD mm
ESV-6L-FT	6
ESV-8L-FT	8
ESV-10L-FT	10
ESV-12L-FT	12
ESV-15L-FT	15
ESV-18L-FT	18
ESV-20L-FT	20
ESV-28L-FT	28
Tech Sheet 10613	

S Series

0291	OD mm
ESV-6S-FT	6
ESV-8S-FT	8
ESV-10S-FT	10
ESV-12S-FT	12
ESV-14S-FT	14
ESV-16S-FT	16
ESV-20S-FT	20
ESV-25S-FT	25
Tech Sheet 10613	

316 STAINLESS STEEL DIN EN ISO 8434-1 TUBE FITTINGS (FORMERLY DIN 2353)

stainless steel

Stainless Steel 1.4571 Working Temperature:
-60°C to +400°C (DIN 17 440, AD W 10)

Seal Working Temperature:
-20°C to +200°C (FPM/Viton)

Bulkhead Elbows

L Series

0291	OD mm
WSV-6L-FT	6
WSV-8L-FT	8
WSV-10L-FT	10
WSV-12L-FT	12
WSV-15L-FT	15
WSV-18L-FT	18
WSV-22L-FT	22
WSV-28L-FT	28
WSV-35L-FT	35
WSV-42L-FT	42
Tech Sheet 10614	

S Series

0291	OD mm
WSV-6S-FT	6
WSV-8S-FT	8
WSV-10S-FT	10
WSV-12S-FT	12
WSV-14S-FT	14
WSV-16S-FT	16
WSV-20S-FT	20
WSV-25S-FT	25
WSV-30S-FT	30
WSV-38S-FT	38
Tech Sheet 10614	

Weld Nipples

O-Ring Sealing, Nitrile

0291	OD mm	Diameter mm
SKA-108	10	8
SKA-107	10	7
SKA-106	10	6
SKA-129	12	9
SKA-128	12	8
SKA-127	12	7
SKA-1613	16	13
SKA-1612	16	12
SKA-1611	16	11
SKA-1610	16	10
SKA-2016	20	16
SKA-2015	20	15
SKA-2014	20	14
SKA-2012	20	12
SKA-2519	25	19
SKA-2517	25	17
SKA-2515	25	15
Tech Sheet 10615		

Butt Weld Fittings

L Series

0291	OD mm
AS-6L	6
AS-8L	8
AS-10L	10
AS-12L	12
AS-15L	15
AS-18L	18
AS-22L	22
AS-28L	28
Tech Sheet 10616	

S Series

0291	OD mm
AS-6S	6
AS-8S	8
AS-10S	10
AS-12S	12
AS-14S	14
AS-16S	16
AS-20S	20
AS-25S	25
Tech Sheet 10616	

Weld Standpipe

0291	OD mm	Diameter mm
ASK-108	10	8
ASK-107	10	7
ASK-106	10	6
ASK-129	12	9
ASK-128	12	8
ASK-127	12	7
ASK-1612	16	12
ASK-1611	16	11
ASK-1610	16	10
ASK-2016	20	16
ASK-2015	20	15
ASK-2014	20	14
ASK-2012	20	12
ASK-2519	25	19
ASK-2517	25	17
ASK-2515	25	15
Tech Sheet 10617		

Special Weld Nipples (Reducers)

O-Ring Sealing, Nitrile

0291	OD mm	Diameter mm
SKAR-10-6	10	6
SKAR-10-8	10	8
SKAR-12-8	12	8
SKAR-12-10	12	10
SKAR-16-12	16	12
SKAR-20-12	20	12
SKAR-20-16	20	16
SKAR-25-16	25	16
SKAR-25-20	25	20
SKAR-25-15	25	15
Tech Sheet 10618		

Metric Standpipe Adaptors, BSPP

L Series

0291	Thread	OD mm
2101-8247	1/8"	6
2101-8254	1/4"	8
2101-8262	1/4"	10
2101-8270	3/8"	12
2101-8288	1/2"	15
2101-8296	1/2"	18
2101-8304	3/4"	22
2101-8312	1"	28
2101-8445	1.1/4"	35
2101-8338	1.1/2"	42
Tech Sheet 20799		

S Series

0291	Thread	OD mm
2101-8346	1/4"	6
2101-8353	1/4"	8
2101-8361	3/8"	10
2101-8379	3/8"	12
2101-8387	1/2"	14
2101-8395	1/2"	16
2101-8403	3/4"	20
2101-8411	1"	25
2101-8429	1.1/4"	30
2101-8437	1.1/2"	38
Tech Sheet 20799		

316 STAINLESS STEEL DIN EN ISO 8434-1 TUBE FITTINGS (FORMERLY DIN 2353)

stainless steel

Stainless Steel 1.4571 Working Temperature:
-60°C to +400°C (DIN 17 440, AD W 10)
Seal Working Temperature:
-20°C to +200°C (FPM/Viton)

Banjo Elbows

L Series, BSPP, Metal Sealing Ring

0291	OD mm	Thread
WHV-6L-2RG	6	1/8"
WHV-8L-4RG	8	1/4"
WHV-10L-4RG	10	1/4"
WHV-10L-6G	10	3/8"
WHV-12L-4RG	12	1/4"
WHV-12L-6RG	12	3/8"
WHV-12L-8RG	12	1/2"
WHV-15L-8RG	15	1/2"
WHV-18L-8RG	18	1/2"
WHV-22L-12RG	22	3/4"
WHV-28L-16RG	28	1"
WHV-35L-20RG	35	1.1/4"
WHV-42L-24RG	42	1.1/2"
Tech Sheet 20736		

S Series, BSPP, Metal Sealing Ring

0291	OD mm	Thread
WHV-6S-4RG	6	1/4"
WHV-8S-4RG	8	1/4"
WHV-10S-4RG	10	1/4"
WHV-10S-6G	10	3/8"
WHV-12S-6RG	12	3/8"
WHV-14S-8RG	14	1/2"
WHV-16S-8RG	16	1/2"
WHV-20S-12RG	20	3/4"
WHV-25S-16RG	25	1"
WHV-30S-20RG	30	1.1/4"
WHV-38S-24RG	38	1.1/2"
Tech Sheet 20736		

Gauge Couplings



L Series, BSPP, Metal Sealing Ring

0291	OD mm	Thread
MV-6L-4RG	6	1/4"
MV-6L-8RG	6	1/2"
MV-8L-4RG	8	1/4"
MV-8L-8RG	8	1/2"
MV-10L-4RG	10	1/4"
MV-10L-8RG	10	1/2"
MV-12L-4RG	12	1/4"
MV-12L-8RG	12	1/2"
Tech Sheet 20737		

S Series, BSPP, Metal Sealing Ring

0291	OD mm	Thread
MV-6S-8RG	6	1/2"
MV-8S-4RG	8	1/4"
MV-8S-8RG	8	1/2"
MV-10S-4RG	10	1/4"
MV-10S-8RG	10	1/2"
MV-12S-4RG	12	1/4"
MV-12S-8RG	12	1/2"
Tech Sheet 20737		



L Series, NPT

0291	OD mm	Thread
MV-6L-4N	6	1/4"
MV-6L-8N	6	1/2"
MV-8L-4N	8	1/4"
MV-8L-8N	8	1/2"
MV-10L-4N	10	1/4"
MV-10L-8N	10	1/2"
MV-12L-4N	12	1/4"
MV-12L-8N	12	1/2"
Tech Sheet 20901		

S Series, NPT

0291	OD mm	Thread
MV-6S-8N	6	1/2"
MV-8S-8N	8	1/2"
MV-10S-8N	10	1/2"
MV-12S-8N	12	1/2"
Tech Sheet 20901		

For **Hydraulic Tube Clamps**
see pages **184-200**

316 STAINLESS STEEL DIN EN ISO 8434-1 TUBE FITTINGS (FORMERLY DIN 2353)

stainless steel

Non-return Valves

All valves supplied with 1 bar cracking pressure unless stated, other pressures available on request are 0.2, 0.5, 2.0 and 3.0

Stainless Steel 1.4571 Working Temperature: -60°C to +400°C (DIN 17 440, AD W 10)

Seal Working Temperature: -20°C to +200°C (FPM/Viton)

L Series, BSPP, Flow Towards Thread

0291	OD mm	Thread
RZ-6L-2RG	6	1/8"
RZ-8L-4RG	8	1/4"
RZ-10L-4RG	10	1/4"
RZ-12L-6RG	12	3/8"
RZ-15L-8RG	15	1/2"
RZ-18L-8RG	18	1/2"
RZ-22L-12RG	22	3/4"
RZ-28L-16RG	28	1"
RZ-35L-20RG	35	1.1/4"
RZ-42L-24RG	42	1.1/2"
Tech Sheet 20352		

S Series, BSPP, Flow Towards Thread

0291	OD mm	Thread
RZ-6S-2RG	6	1/8"
RZ-8S-4RG	8	1/4"
RZ-10S-4RG	10	1/4"
RZ-12S-6RG	12	3/8"
RZ-14S-8RG	14	1/2"
RZ-16S-8RG	16	1/2"
RZ-20S-12RG	20	3/4"
RZ-25S-16RG	25	1"
RZ-30S-20RG	30	1.1/4"
RZ-38S-24RG	38	1.1/2"

L Series, BSPP, Flow Away From Thread

0291	OD mm	Thread
RV-6L-2RG	6	1/8"
RV-8L-4RG	8	1/4"
RV-10L-4RG	10	1/4"
RV-12L-6RG	12	3/8"
RV-15L-8RG	15	1/2"
RV-18L-8RG	18	1/2"
RV-22L-12RG	22	3/4"
RV-28L-16RG	28	1"
RV-35L-20RG	35	1.1/4"
RV-42L-24RG	42	1.1/2"
Tech Sheet 20352		

S Series, BSPP, Flow Away From Thread

0291	OD mm	Thread
RV-6S-2RG	6	1/8"
RV-8S-4RG	8	1/4"
RV-10S-4RG	10	1/4"
RV-12S-6RG	12	3/8"
RV-14S-8RG	14	1/2"
RV-16S-8RG	16	1/2"
RV-20S-12RG	20	3/4"
RV-25S-16RG	25	1"
RV-30S-20RG	30	1.1/4"
RV-38S-24RG	38	1.1/2"

L Series, Tube x Tube

0291	OD mm	Cracking Pressure Bar
770-0606	6	0.5
770-0808	8	0.5
770-1010	10	0.5
770-1212	12	0.5
770-1515	15	0.5
770-1818	18	0.5
770-2222	22	0.5
770-2828	28	0.5
770-3535	35	0.5
770-4242	42	0.5
Tech Sheet 10619		

S Series, Tube x Tube

0291	OD mm
RD-6S	6
RD-8S	8
RD-10S	10
RD-12S	12
RD-14S	14
RD-16S	16
RD-20S	20
RD-25S	25
RD-30S	30
RD-38S	38
Tech Sheet 10619	

Blanking Plugs, Threaded

BSPP

0291	Thread
VSTI-2EO	1/8"
VSTI-4EO	1/4"
VSTI-6EO	3/8"
VSTI-8EO	1/2"
VSTI-12EO	3/4"
VSTI-16EO	1"
VSTI-20EO	1.1/4"
VSTI-24EO	1.1/2"
Tech Sheet 10620	

Metric

0291	Thread
VSTI-10M	M10 x 1
VSTI-12M	M12 x 1.5
VSTI-14M	M14 x 1.5
VSTI-16M	M16 x 1.5
VSTI-18M	M18 x 1.5
VSTI-20M	M20 x 1.5
VSTI-22M	M22 x 1.5
VSTI-26M	M26 x 1.5
VSTI-27M	M27 x 2
VSTI-33M	M33 x 2
VSTI-42M	M42 x 2
VSTI-48M	M48 x 2
Tech Sheet 10620	

Blanking Plugs

L Series

0291	OD mm
VKA-6L	6
VKA-8L	8
VKA-10L	10
VKA-12L	12
VKA-15L	15
VKA-18L	18
VKA-22L	22
VKA-28L	28
VKA-35L	35
VKA-42L	42
Tech Sheet 10621	

S Series

0291	OD mm
VKA-6S	6
VKA-8S	8
VKA-10S	10
VKA-12S	12
VKA-14S	14
VKA-16S	16
VKA-20S	20
VKA-25S	25
VKA-30S	30
VKA-38S	38
Tech Sheet 10621	

Blanking Ends

L Series

0291	OD mm
ROV-6L	6
ROV-8L	8
ROV-10L	10
ROV-12L	12
ROV-15L	15
ROV-18L	18
ROV-22L	22
ROV-28L	28
ROV-35L	35
ROV-42L	42
Tech Sheet 10622	

S Series

0291	OD mm
ROV-6S	6
ROV-8S	8
ROV-10S	10
ROV-12S	12
ROV-14S	14
ROV-16S	16
ROV-20S	20
ROV-25S	25
ROV-30S	30
ROV-38S	38
Tech Sheet 10622	

316 STAINLESS STEEL DIN EN ISO 8434-1 TUBE FITTINGS (FORMERLY DIN 2353)

stainless steel

Stainless Steel 1.4571 Working Temperature:
-60°C to +400°C (DIN 17 440, AD W 10)
Seal Working Temperature:
-20°C to +200°C (FPM/Viton)

Nut

L Series

0291	OD mm
M-6L-FT	6
M-8L-FT	8
M-10L-FT	10
M-12L-FT	12
M-15L-FT	15
M-18L-FT	18
M-22L-FT	22
M-28L-FT	28
M-35L-FT	35
M-42L-FT	42
Tech Sheet 10623	

S Series

0291	OD mm
M-6S-FT	6
M-8S-FT	8
M-10S-FT	10
M-12S-FT	12
M-14S-FT	14
M-16S-FT	16
M-20S-FT	20
M-25S-FT	25
M-30S-FT	30
M-38S-FT	38
Tech Sheet 10623	

Compression Ring

- Hardened, nickel plated.

L Series

0291	OD mm
DPR-6L	6
DPR-8L	8
DPR-10L	10
DPR-12L	12
DPR-15L	15
DPR-18L	18
DPR-22L	22
DPR-28L	28
DPR-35L	35
DPR-42L	42
Tech Sheet 10624	

S Series

0291	OD mm
DPR-6S	6
DPR-8S	8
DPR-10S	10
DPR-12S	12
DPR-14S	14
DPR-16S	16
DPR-20S	20
DPR-25S	25
DPR-30S	30
DPR-38S	38
Tech Sheet 10624	

Seals

Banjo Couplings

0291	Thread
DKR-2RG	1/8"
DKR-4RG	1/4"
DKR-6RG	3/8"
DKR-8RG	1/2"
DKR-12RG	3/4"
DKR-16RG	1"
DKR-20RG	1.1/4"
DKR-24RG	1.1/2"

Gauge Couplings

0291	Thread
DKRI-4RG	1/4"
DKRI-8RG	1/2"

Viton

0291	Thread
WD-10X1	M10 x 1 (1/8")
WD-12X1.5	M12 x 1.5
WD-14X1.5	M14 x 1.5 (1/4")
WD-16X1.5	M16 x 1.5
WD-3/8	3/8"
WD-18X1.5	M18 x 1.5
WD-20X1.5	M20 x 1.5
WD-1/2	1/2"
WD-26X1.5	M26 x 1.5 (3/4")
WD-22X1.5	M22 x 1.5
WD-27X2	M27 x 2 (3/4")
WD-33X2	M33 x 2 (1")
WD-42X2	M42 x 2 (1.1/4")
WD-48X2	M48 x 2 (1.1/2")

For **Hose & Pipe Cleaning Kits** see page **49**

316 STAINLESS STEEL DIN EN ISO 8434-1 TUBE FITTINGS (FORMERLY DIN 2353)

stainless steel

Stainless Steel 1.4571 Working Temperature:
-60°C to +400°C (DIN 17 440, AD W 10)
Seal Working Temperature:
-20°C to +200°C (FPM/Viton)

Technical details of ISO 8434-1 24° Fittings
Cone sealing couplings with 24° Cone and O-ring - FPM

There are several advantages to using DKO couplings:
- They are simple to assemble with low torque requirements.
- There is a wide variety of couplings to choose from.
- They are also easy to combine with each other.
- Additionally, DKO couplings have a super low leakage rate thanks to the O-ring sealing.

Straight Swivel Unions - DKO

L Series

0291	OD mm	Thread
GV-DKOL-06	6	M12 x 1.5
GV-DKOL-08	8	M 4 x 1.5
GV-DKOL-10	10	M16 x 1.5
GV-DKOL-12	12	M18 x 1.5
GV-DKOL-15	15	M22 x 1.5
GV-DKOL-18	18	M26 x 1.5
GV-DKOL-22	22	M30 x 2
GV-DKOL-28	28	M36 x 2
GV-DKOL-35	35	M45 x 2
GV-DKOL-42	42	M52 x 2
Tech Sheet 71713		

S Series

0291	OD mm	Thread
GV-DKOS-06	6	M14 x 1.5
GV-DKOS-08	8	M16 x 1.5
GV-DKOS-10	10	M18 x 1.5
GV-DKOS-12	12	M20 x 1.5
GV-DKOS-14	14	M22 x 1.5
GV-DKOS-16	16	M24 x 1.5
GV-DKOS-20	20	M30 x 2
GV-DKOS-25	25	M36 x 2
GV-DKOS-30	30	M42 x 2
GV-DKOS-38	38	M52 x 2
Tech Sheet 71713		

Straight Swivel Reducers - DKO

L/L Series

0291	OD mm	OD mm
GVR-DKO-08L/06L	8	6
GVR-DKO-10L/06L	10	6
GVR-DKO-10L/08L	10	8
GVR-DKO-12L/06L	12	6
GVR-DKO-12L/08L	12	8
GVR-DKO-12L/10L	12	10
GVR-DKO-15L/08L	15	8
GVR-DKO-15L/10L	15	10
GVR-DKO-15L/12L	15	12
GVR-DKO-18L/10L	18	10
GVR-DKO-18L/12L	18	12
GVR-DKO-18L/15L	18	15
GVR-DKO-22L/12L	22	12
GVR-DKO-22L/15L	22	15
GVR-DKO-22L/18L	22	18
GVR-DKO-28L/15L	28	15
GVR-DKO-28L/18L	28	18
GVR-DKO-28L/22L	28	22
GVR-DKO-35L/18L	35	18
GVR-DKO-35L/22L	35	22
GVR-DKO-35L/28L	35	28
GVR-DKO-42L/22L	42	22
GVR-DKO-42L/28L	42	28
GVR-DKO-42L/35L	42	35
Tech Sheet 71714		

S/S Series

0291	OD mm	OD mm
GVR-DKO-08S/06S	8	6
GVR-DKO-10S/06S	10	6
GVR-DKO-10S/08S	10	8
GVR-DKO-12S/06S	12	6
GVR-DKO-12S/08S	12	8
GVR-DKO-12S/10S	12	10
GVR-DKO-16S/10S	16	10
GVR-DKO-16S/12S	16	12
GVR-DKO-16S/14S	16	14
GVR-DKO-20S/12S	20	12
GVR-DKO-20S/14S	20	14
GVR-DKO-20S/16S	20	16
GVR-DKO-25S/16S	25	16
GVR-DKO-25S/20S	25	20
GVR-DKO-30S/16S	30	16
GVR-DKO-30S/20S	30	20
GVR-DKO-30S/25S	30	25
GVR-DKO-38S/20S	38	20
GVR-DKO-38S/25S	38	25
GVR-DKO-38S/30S	38	30
Tech Sheet 71714		

L/S Series

0291	OD mm	OD mm
GVR-DKO-06L/06S	6	6
GVR-DKO-08L/06S	8	6
GVR-DKO-08L/08S	8	8
GVR-DKO-10L/10S	10	10
GVR-DKO-12L/10S	12	10
GVR-DKO-12L/12S	12	12
GVR-DKO-15L/12S	15	12
GVR-DKO-15L/14S	15	14
GVR-DKO-18L/16S	18	16
GVR-DKO-22L/20S	22	20
GVR-DKO-28L/25S	28	25
GVR-DKO-35L/30S	35	30
GVR-DKO-42L/38S	42	38
Tech Sheet 71715		

S/L Series

0291	OD mm	OD mm
GVR-DKO-10S/08L	10	8
GVR-DKO-12S/08L	12	8
GVR-DKO-12S/10L	12	10
GVR-DKO-16S/10L	16	10
GVR-DKO-16S/12L	16	12
GVR-DKO-16S/15L	16	15
GVR-DKO-20S/18L	20	18
GVR-DKO-25S/18L	25	18
GVR-DKO-25S/22L	25	22
GVR-DKO-30S/28L	30	28
GVR-DKO-38S/35L	38	35
Tech Sheet 71715		

316 STAINLESS STEEL DIN EN ISO 8434-1 TUBE FITTINGS (FORMERLY DIN 2353)

stainless steel

Stainless Steel 1.4571 Working Temperature:
-60°C to +400°C (DIN 17 440, AD W 10)
Seal Working Temperature:
-20°C to +200°C (FPM/Viton)

Adjustable Elbows - DKO

L Series, Metric, Female Thread

0291	OD mm	Thread
EW-DKOL-06	6	M12 x 1,5
EW-DKOL-08	8	M14 x 1,5
EW-DKOL-10	10	M16 x 1,5
EW-DKOL-12	12	M18 x 1,5
EW-DKOL-15	15	M22 x 1,5
EW-DKOL-18	18	M26 x 1,5
EW-DKOL-22	22	M30 x 2
EW-DKOL-28	28	M36 x 2
EW-DKOL-35	35	M45 x 2
EW-DKOL-42	42	M52 x 2
Tech Sheet 71716		

S Series, Metric, Female Thread

0291	OD mm	Thread
EW-DKOS-06	6	M14 x 1,5
EW-DKOS-08	8	M16 x 1,5
EW-DKOS-10	10	M18 x 1,5
EW-DKOS-12	12	M20 x 1,5
EW-DKOS-14	14	M22 x 1,5
EW-DKOS-16	16	M24 x 1,5
EW-DKOS-20	20	M30 x 2
EW-DKOS-25	25	M36 x 2
EW-DKOS-30	30	M42 x 2
EW-DKOS-38	38	M52 x 2
Tech Sheet 71716		

Adjustable Branch Tees - DKO

L Series, Metric, Female Thread

0291	OD mm	Thread
ET-DKOL-06	6	M12 x 1,5
ET-DKOL-08	8	M14 x 1,5
ET-DKOL-10	10	M16 x 1,5
ET-DKOL-12	12	M18 x 1,5
ET-DKOL-15	15	M22 x 1,5
ET-DKOL-18	18	M26 x 1,5
ET-DKOL-22	22	M30 x 2
ET-DKOL-28	28	M36 x 2
ET-DKOL-35	35	M45 x 2
ET-DKOL-42	42	M52 x 2
Tech Sheet 71717		

S Series, Metric, Female Thread

0291	OD mm	OD mm
ET-DKOS-06	6	M14 x 1,5
ET-DKOS-08	8	M16 x 1,5
ET-DKOS-10	10	M18 x 1,5
ET-DKOS-12	12	M20 x 1,5
ET-DKOS-14	14	M22 x 1,5
ET-DKOS-16	16	M24 x 1,5
ET-DKOS-20	20	M30 x 2
ET-DKOS-25	25	M36 x 2
ET-DKOS-30	30	M42 x 2
ET-DKOS-38	38	M52 x 2
Tech Sheet 71717		

Adjustable Run Tees - DKO



L Series, Metric, Female Thread

0291	OD mm	Thread
EL-DKOL-06	6	M12 x 1,5
EL-DKOL-08	8	M14 x 1,5
EL-DKOL-10	10	M16 x 1,5
EL-DKOL-12	12	M18 x 1,5
EL-DKOL-15	15	M22 x 1,5
EL-DKOL-18	18	M26 x 1,5
EL-DKOL-22	22	M30 x 2
EL-DKOL-28	28	M36 x 2
EL-DKOL-35	35	M45 x 2
EL-DKOL-42	42	M52 x 2
Tech Sheet 71718		

S Series, Metric, Female Thread

0291	OD mm	Thread
EL-DKOS-06	6	M14 x 1,5
EL-DKOS-08	8	M16 x 1,5
EL-DKOS-10	10	M18 x 1,5
EL-DKOS-12	12	M20 x 1,5
EL-DKOS-14	14	M22 x 1,5
EL-DKOS-16	16	M24 x 1,5
EL-DKOS-20	20	M30 x 2
EL-DKOS-25	25	M36 x 2
EL-DKOS-30	30	M42 x 2
EL-DKOS-38	38	M52 x 2
Tech Sheet 71718		

stainless steel

For **Stainless Steel Hydraulic Ball Valves**
see page **242**



316 STAINLESS STEEL DIN EN ISO 8434-1 TUBE FITTINGS (FORMERLY DIN 2353)

stainless steel

Stainless Steel 1.4571 Working Temperature:
-60°C to +400°C (DIN 17 440, AD W 10)
Seal Working Temperature:
-20°C to +200°C (FPM/Viton)

Reducing Couplings - DKO

L Series

0291	OD mm	OD mm
RED-DKOL-08/06	8	6
RED-DKOL-10/06	10	6
RED-DKOL-10/08	10	8
RED-DKOL-12/06	12	6
RED-DKOL-12/08	12	8
RED-DKOL-12/10	12	10
RED-DKOL-15/06	15	6
RED-DKOL-15/08	15	8
RED-DKOL-15/10	15	10
RED-DKOL-15/12	15	12
RED-DKOL-18/06	18	6
RED-DKOL-18/08	18	8
RED-DKOL-18/10	18	10
RED-DKOL-18/12	18	12
RED-DKOL-18/15	18	15
RED-DKOL-22/06	22	6
RED-DKOL-22/08	22	8
RED-DKOL-22/10	22	10
RED-DKOL-22/12	22	12
RED-DKOL-22/15	22	15
RED-DKOL-22/18	22	18
RED-DKOL-28/06	28	6
RED-DKOL-28/08	28	8
RED-DKOL-28/10	28	10
RED-DKOL-28/12	28	12
RED-DKOL-28/15	28	15
RED-DKOL-28/18	28	18
RED-DKOL-28/22	28	22
RED-DKOL-35/06	35	6
RED-DKOL-35/08	35	8
RED-DKOL-35/10	35	10
RED-DKOL-35/12	35	12
RED-DKOL-35/15	35	15
RED-DKOL-35/18	35	18
RED-DKOL-35/22	35	22
RED-DKOL-35/28	35	28
RED-DKOL-42/06	42	6
RED-DKOL-42/08	42	8
RED-DKOL-42/10	42	10
RED-DKOL-42/12	42	12
RED-DKOL-42/15	42	15
RED-DKOL-42/18	42	18
RED-DKOL-42/22	42	22
RED-DKOL-42/28	42	28
RED-DKOL-42/35	42	35

Tech Sheet 71719

S Series

0291	OD mm	OD mm
RED-DKOS-08/06	8	6
RED-DKOS-10/06	10	6
RED-DKOS-10/08	10	8
RED-DKOS-12/06	12	6
RED-DKOS-12/08	12	8
RED-DKOS-12/10	12	10
RED-DKOS-14/06	14	6
RED-DKOS-14/08	14	8
RED-DKOS-14/10	14	10
RED-DKOS-14/12	14	12
RED-DKOS-16/06	16	6
RED-DKOS-16/08	16	8
RED-DKOS-16/10	16	10
RED-DKOS-16/12	16	12
RED-DKOS-16/14	16	14
RED-DKOS-20/06	20	6
RED-DKOS-20/08	20	8
RED-DKOS-20/10	20	10
RED-DKOS-20/12	20	12
RED-DKOS-20/14	20	14
RED-DKOS-20/16	20	16
RED-DKOS-25/06	25	6
RED-DKOS-25/08	25	8
RED-DKOS-25/10	25	10
RED-DKOS-25/12	25	12
RED-DKOS-25/14	25	14
RED-DKOS-25/16	25	16
RED-DKOS-25/20	25	20
RED-DKOS-30/06	30	6
RED-DKOS-30/08	30	8
RED-DKOS-30/10	30	10
RED-DKOS-30/12	30	12
RED-DKOS-30/14	30	14
RED-DKOS-30/16	30	16
RED-DKOS-30/20	30	20
RED-DKOS-30/25	30	25
RED-DKOS-38/06	38	6
RED-DKOS-38/08	38	8
RED-DKOS-38/10	38	10
RED-DKOS-38/12	38	12
RED-DKOS-38/14	38	14
RED-DKOS-38/16	38	16
RED-DKOS-38/20	38	20
RED-DKOS-38/25	38	25
RED-DKOS-38/30	38	30

Tech Sheet 71720

Swivel Female - Male, Connectors - DKO

L Series

0291	OD mm	Thread BSPP
EGE-DKO-06L-2EO	6	1/8"
EGE-DKO-06L-4EO	6	1/4"
EGE-DKO-06L-6EO	6	3/8"
EGE-DKO-08L-2EO	8	1/8"
EGE-DKO-08L-4EO	8	1/4"
EGE-DKO-08L-6EO	8	3/8"
EGE-DKO-08L-8EO	8	1/2"
EGE-DKO-10L-2EO	10	1/8"
EGE-DKO-10L-4EO	10	1/4"
EGE-DKO-10L-6EO	10	3/8"
EGE-DKO-10L-8EO	10	1/2"
EGE-DKO-12L-2EO	12	1/8"
EGE-DKO-12L-4EO	12	1/4"
EGE-DKO-12L-6EO	12	3/8"
EGE-DKO-12L-8EO	12	1/2"
EGE-DKO-15L-6EO	15	3/8"
EGE-DKO-15L-8EO	15	1/2"
EGE-DKO-15L-12EO	15	3/4"
EGE-DKO-18L-6EO	18	3/8"
EGE-DKO-18L-8EO	18	1/2"
EGE-DKO-18L-12EO	18	3/4"
EGE-DKO-22L-8EO	22	1/2"
EGE-DKO-22L-12EO	22	3/4"
EGE-DKO-22L-16EO	22	1"
EGE-DKO-28L-12EO	28	3/4"
EGE-DKO-28L-16EO	28	1"
EGE-DKO-35L-20EO	35	1.1/4"
EGE-DKO-42L-20EO	42	1.1/4"
EGE-DKO-42L-24EO	42	1.1/2"

Tech Sheet 71721

S Series

0291	OD mm	Thread BSPP
EGE-DKO-06S-4EO	6	1/4"
EGE-DKO-08S-4EO	8	1/4"
EGE-DKO-08S-6EO	8	3/8"
EGE-DKO-10S-4EO	10	1/4"
EGE-DKO-10S-6EO	10	3/8"
EGE-DKO-10S-8EO	10	1/2"
EGE-DKO-12S-4EO	12	1/4"
EGE-DKO-12S-6EO	12	3/8"
EGE-DKO-12S-8EO	12	1/2"
EGE-DKO-14S-8EO	14	1/2"
EGE-DKO-16S-6EO	16	3/8"
EGE-DKO-16S-8EO	16	1/2"
EGE-DKO-16S-12EO	16	3/4"
EGE-DKO-20S-8EO	20	1/2"
EGE-DKO-20S-12EO	20	3/4"
EGE-DKO-20S-16EO	20	1"
EGE-DKO-25S-12EO	25	3/4"
EGE-DKO-25S-16EO	25	1"
EGE-DKO-30S-16EO	30	1"
EGE-DKO-30S-20EO	30	1.1/4"
EGE-DKO-38S-24EO	38	1.1/2"

Tech Sheet 71721

316 STAINLESS STEEL DIN EN ISO 8434-1 TUBE FITTINGS (FORMERLY DIN 2353)

stainless steel

Stainless Steel 1.4571 Working Temperature:
-60°C to +400°C (DIN 17 440, AD W 10)
Seal Working Temperature:
-20°C to +200°C (FPM/Viton)

Banjo Elbows

LL Series, BSPP, WDS, Standard

0291	OD mm	Thread BSPP
WHV-4LL-2EO-WDS	4	1/8"
WHV-6LL-2EO-WDS	6	1/8"
WHV-8LL-2EO-WDS	8	1/8"
Tech Sheet 71722		

L Series, BSPP, WDS, Standard

0291	OD mm	Thread BSPP
WHV-06L-2EO-WDS	6	1/8"
WHV-08L-4EO-WDS	8	1/4"
WHV-10L-4EO-WDS	10	1/4"
WHV-10L-6EO-WDS	10	3/8"
WHV-12L-4EO-WDS	12	1/4"
WHV-12L-6EO-WDS	12	3/8"
WHV-12L-8EO-WDS	12	1/2"
WHV-15L-8EO-WDS	15	1/2"
WHV-18L-8EO-WDS	18	1/2"
WHV-22L-12EO-WDS	22	3/4"
WHV-28L-16EO-WDS	28	1"
WHV-35L-20EO-WDS	35	1.1/4"
WHV-42L-24EO-WDS	42	1.1/2"
Tech Sheet 71722		

S Series, BSPP, WDS, Standard

0291	OD mm	Thread BSPP
WHV-06S-4EO-WDS	6	1/4"
WHV-08S-4EO-WDS	8	1/4"
WHV-10S-4EO-WDS	10	1/4"
WHV-10S-6EO-WDS	10	3/8"
WHV-12S-6EO-WDS	12	3/8"
WHV-14S-8EO-WDS	14	1/2"
WHV-16S-8EO-WDS	16	1/2"
WHV-20S-12EO-WDS	20	3/4"
WHV-25S-16EO-WDS	25	1"
WHV-30S-20EO-WDS	30	1.1/4"
WHV-38S-24EO-WDS	38	1.1/2"
Tech Sheet 71722		

Banjo Tees

LL Series, BSPP, WDS, Standard

0291	OD mm	Thread BSPP
THV-4LL-2EO-WDS	4	1/8"
THV-6LL-2EO-WDS	6	1/8"
THV-8LL-2EO-WDS	8	1/8"
Tech Sheet 71723		

L Series, BSPP, WDS, Standard

0291	OD mm	Thread BSPP
THV-06L-2EO-WDS	6	1/8"
THV-08L-4EO-WDS	8	1/4"
THV-10L-4EO-WDS	10	1/4"
THV-12L-4EO-WDS	12	1/4"
THV-12L-6EO-WDS	12	3/8"
THV-15L-8EO-WDS	15	1/2"
THV-18L-8EO-WDS	18	1/2"
THV-22L-12EO-WDS	22	3/4"
THV-28L-16EO-WDS	28	1"
THV-35L-20EO-WDS	35	1.1/4"
THV-42L-24EO-WDS	42	1.1/2"
Tech Sheet 71723		

S Series, BSPP, WDS, Standard

0291	OD mm	Thread BSPP
THV-06S-4EO-WDS	6	1/4"
THV-08S-4EO-WDS	8	1/4"
THV-10S-4EO-WDS	10	1/4"
THV-10S-6EO-WDS	10	3/8"
THV-12S-6EO-WDS	12	3/8"
THV-14S-8EO-WDS	14	1/2"
THV-16S-8EO-WDS	16	1/2"
THV-20S-12EO-WDS	20	3/4"
THV-25S-16EO-WDS	25	1"
THV-30S-20EO-WDS	30	1.1/4"
THV-38S-24EO-WDS	38	1.1/2"
Tech Sheet 71723		

One-Bite Cutting Rings - SPH Finish

LL Series Sealing Ring with SPH Finish

0291	OD mm
SR-LL-04/1 K-SPH	4
SR-LL-06/1 K-SPH	6
SR-LL-08/1 K-SPH	8
Tech Sheet 71724	

Double-Bite Cutting Rings - SPH Finish

L Series Sealing Ring with SPH Finish

0291	OD mm
SR-L-06/2 K-SPH	6
SR-L-08/2 K-SPH	8
SR-L-10/2 K-SPH	10
SR-L-12/2 K-SPH	12
SR-L-15/2 K-SPH	15
SR-L-18/2 K-SPH	18
SR-L-22/2 K-SPH	22
SR-L-28/2 K-SPH	28
SR-L-35/2 K-SPH	35
SR-L-42/2 K-SPH	42
Tech Sheet 71724	

S Series Sealing Ring with SPH Finish

0291	OD mm
SR-S-06/2 K-SPH	6
SR-S-08/2 K-SPH	8
SR-S-10/2 K-SPH	10
SR-S-12/2 K-SPH	12
SR-S-16/2 K-SPH	16
SR-S-20/2 K-SPH	20
SR-S-25/2 K-SPH	25
SR-S-30/2 K-SPH	30
SR-S-38/2 K-SPH	38
Tech Sheet 71724	

STAINLESS STEEL COMPONENT PARTS

stainless steel

Danfoss Waltech

Silver Plated Stainless Steel Nuts (AGP)

There is a high risk for cold welding (gripping) at the threads without silver-coating.

Together with ABF-grease easy assembly due to reduction in tightening torque by up to 70%.

Reduced torsion load to the coupling body.

Applications: Marine industry.

Light-duty

0294	Thread	OD mm
M18L-1.4571AGP	M26 x 1.5	18
M22L-1.4571AGP	M30 x 2	22
M28L-1.4571AGP	M36 x 2	28
M35L-1.4571AGP	M45 x 2	35

Heavy-duty

0294	Thread	OD mm
M20S-1.4571AGP	M30 x 2	20
M25S-1.4571AGP	M36 x 2	25
M30S-1.4571AGP	M42 x 2	30
M38S-1.4571AGP	M52 x 2	38

ABF Anti Bloc Grease

Special grease for the installation of stainless couplings, material 1.4571.

Applications: Marine industry.

To avoid gripping and reduce the coefficient of friction.

1000g Can

0294	Grams
ANTI-BLOC 1KG	1000

100g Tube

0294	Grams
ANTI-BLOC 100G	100

stainless steel

For **Stainless Steel Tubing** see page **183**

INTRODUCING TWIN FERRULE TUBE COMPRESSION FITTINGS

stainless steel

PANAM

Panam Instrumentation tube fittings provide a zero leak proof seal which will withstand high pressure, impulse, vibration and temperature. These features offer high safety and maintenance free smooth working. Each component is precision machined to the most accurate tolerance; maintain TQM practices throughout manufacturing process.

The fittings are manufactured in accordance with ISO9001 quality standards and CE marking requirements with complete traceability records available upon request.

Available in 316 SS, Brass, CS, Monel materials in a variety of end connections. Straight fittings are machined from bar stock and shaped bodies are machined from forgings.

The fittings are used on instrumentation process control systems, analysers and environmental equipment in oil and gas, Petro-chemical, Power generation, Pulp and Paper industry and many more.

Functions

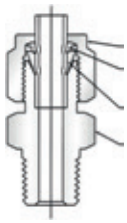

Compression nut Threads are silver plated which prevents galling.

Back Ferrule locks together the fittings and tube forms a primary Seal which absorbs the pressure pulses and vibration.

Front Ferrule Forms a secondary seal which connects tube and fitting and guarantees a bubble tight Zero Leak Sealing.

Rugged body construction, high precision machined surface and standardised tolerances provides maximum trouble free service life in severe working conditions.

The above illustrates sealing action of a Tube Fitting assembly which takes place after the assembly is fully tightened

Assembly Instructions

SIZE M6 thru M25 (6mm-25mm)

1-1/4 Turns from Finger Tight

SIZE M3 thru M4 (3mm-4mm)

Only 3/4 Turn from Finger Tight is necessary to seal and will result in additional remakes of the fitting

1 Insert the tubing in to the Tube Fitting until it comes up to the tube stop.

2 Ensure that the nut is finger tight and tighten the nut 1-1/4 turns as shown in figure.

3 For 1/8" and 3/16 Fittings only 3/4 turns as shown in Fig-3.

Identification of Twin Ferrule Fittings

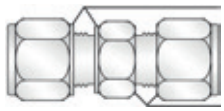

The Metric size of the Fittings have extra stepped shoulder on the body and nut to distinguish them from imperial size.

All Dimensions are in mm unless otherwise stated. Dimensions are for reference only, subject to change.

Material Standards

Material	Bar Stock a	Forging b	Tubing
316 Stainless Steel	ASTM A276 ASME SA479	ASTM A182 ASME SA182	ASME-SA-213 / ASTM-A-213/ ASTM-A-249 / ASTM-A-269 / MIL T-88504 / MIL T-8506
Brass	ASTRM B16	ASTM B283	ASTM-B75 / ASME-SB75 (TEMPER "O")
Alloy 400	ASTM B164 ASMESB164	ASTM B564 ASME SB564	
Alloy 600	ASTM B166 ASME SB166	ASTM B564 ASME SB564	ASTM-B-163
Alloy C-276	ASTM B574	ASTM SB564	ASTM-B-622 / ASTM-B-626
Carbon Steel	ASTM A108		SAE J524b / SAE J525b / ASTM-A-179
PTFE	ASTM D1710	ASTM D3293	

A includes straight configuration **B** includes all elbows, crosses and tees

Stress Values based on ASME B31.3 Code for Process Piping

Material	Allowable Stress Value Psig	Allowable Stress Value bar	Design Factor	Ultimate Tensile Strength Psig	Ultimate Tensile Strength bar
316SS	20000	1378	3.75:1	75000	5170
Brass	10000	689	4:1	40000	2760
Steel	20000	1378	3:1	60000	4140

Pipe End Pressure Ratings

Calculations based on ASME B31.3 code for Process Piping

NPT/ISO Pipe Size Inches	316 SS and Carbon Steel Male Psig	316 SS and Carbon Steel Male bar	316 SS and Carbon Steel Female Psig	316 SS and Carbon Steel Female bar	Brass Male Psig	Brass Male bar	Brass Female Psig	Brass Female bar
1/16	11000	760	6700	460	5500	380	3300	230
1/8	10000	690	6500	440	5000	340	3200	220
1/4	8000	550	6600	450	4000	270	3300	220
S3/8	7800	540	5300	360	3900	270	2600	180
1/2	7700	530	4900	330	3800	260	2400	160
3/4	7300	500	4600	320	3600	250	2300	160
1	5300	370	4400	300	2600	180	2200	150
1.1/4	6000	410	5000	350	3000	200	2500	170
1.1/2	5000	340	4600	310	2500	170	2300	150
2	3900	270	3900	270	1900	130	1900	130

To determine working pressure ratings in accordance with ASME B31.1 Power Piping For 316 stainless steel, multiply psig by 0.94; for carbon steel multiply psig by 0.75; Brass ratings remain the same. To determine working pressure kPa multiply psig by 6.89

SAE Pressure Ratings

Pressure Ratings are from SAE J1926/3

SAE/MS Thread Size	316 SS and Carbon Steel (Nonpositionable) Psig	(Nonpositionable) bar	(Positionable) Psig	(Positionable) bar
5/16-24	4568	315	4568	315
7/16-20				
1/2-20				
9/16-18			3626	250
3/4-16				
7/8-14	3626	250	2900	200
1.1/16-12				
1.3/16-12	2900	200	2320	160
1.5/16-12				
1.5/8-12	2320	160	1813	125
1.7/8-12				
1.1/2-12	1813	125	1450	100

316 STAINLESS STEEL TWIN FERRULE IMPERIAL TUBE FITTINGS

stainless steel

PANAM

Male Connectors

Male Thread, NPT

0292	OD	Thread
MC-125-125N	1/8"	1/8"
MC-125-250N	1/8"	1/4"
MC-125-375N	1/8"	3/8"
MC-125-500N	1/8"	1/2"
MC-187-125N	3/16"	1/8"
MC-187-250N	3/16"	1/4"
MC-250-125N	1/4"	1/8"
MC-250-250N	1/4"	1/4"
MC-250-375N	1/4"	3/8"
MC-250-500N	1/4"	1/2"
MC-250-750N	1/4"	3/4"
MC-312-125N	5/16"	1/8"
MC-312-250N	5/16"	1/4"
MC-312-375N	5/16"	3/8"
MC-312-500N	5/16"	1/2"
MC-375-125N	5/16"	1/8"
MC-375-250N	3/8"	1/4"
MC-375-375N	3/8"	3/8"
MC-375-500N	3/8"	1/2"
MC-375-750N	3/8"	3/4"
MC-500-125N	1/2"	1/8"
MC-500-250N	1/2"	1/4"
MC-500-375N	1/2"	3/8"
MC-500-500N	1/2"	1/2"
MC-500-750N	1/2"	3/4"
MC-500-1000N	1/2"	1"
MC-625-375N	5/8"	3/8"
MC-625-500N	5/8"	1/2"
MC-625-750N	5/8"	3/4"
MC-750-500N	3/4"	1/2"
MC-750-750N	3/4"	3/4"
MC-750-1000N	3/4"	1"
MC-875-750N	7/8"	3/4"
MC-875-1000N	7/8"	1"
MC-1000-500N	1"	1/2"
MC-1000-750N	1"	3/4"
MC-1000-1000N	1"	1"
Tech Sheet 20234		

Male Thread, BSPT

0292	OD	Thread
MC-125-125RT	1/8"	1/8"
MC-125-250RT	1/8"	1/4"
MC-250-125RT	1/4"	1/8"
MC-250-250RT	1/4"	1/4"
MC-250-375RT	1/4"	3/8"
MC-250-500RT	1/4"	1/2"
MC-312-125RT	5/16"	1/8"
MC-312-250RT	5/16"	1/4"
MC-375-125RT	3/8"	1/8"
MC-375-250RT	3/8"	1/4"
MC-375-375RT	3/8"	3/8"
MC-375-500RT	3/8"	1/2"
MC-500-250RT	1/2"	1/4"
MC-500-375RT	1/2"	3/8"
MC-500-500RT	1/2"	1/2"
MC-500-750RT	1/2"	3/4"
MC-750-750RT	3/4"	3/4"
MC-1000-1000RT	1"	1"
Tech Sheet 20233		

Male Thread, SAE/MS

0292	OD	Thread
MC-125-312SE	1/8"	5/16"-24
MC-125-562SE	1/8"	9/16"-18
MC-250-437SE	1/4"	7/16"-20
MC-250-750SE	1/4"	3/4"-16
MC-250-875SE	1/4"	7/8"-14
MC-312-500SE	5/16"	1/2"-20
MC-375-437SE	3/8"	7/16"-20
MC-375-562SE	3/8"	9/16"-18
MC-375-750SE	3/8"	3/4"-16
MC-375-875SE	3/8"	7/8"-14
MC-500-562SE	1/2"	9/16"-18
MC-500-750SE	1/2"	3/4"-16
MC-500-875SE	1/2"	7/8"-14
MC-500-1062SE	1/2"	1.1/16"-12
MC-625-750SE	5/8"	3/4"-16
MC-625-875SE	5/8"	7/8"-14
MC-750-750SE	3/4"	3/4"-16
MC-750-1062SE	3/4"	1.1/16"-12
MC-875-1187SE	7/8"	1.3/16"-12
MC-1000-1062SE	1"	1.1/16"-12
MC-1000-1312SE	1"	1.5/16"-12
Tech Sheet 20807		

Male Thread, SAE/MS (Long)

0292	OD	Thread
LMC-250-437SE	1/4"	7/16"-20
LMC-312-500SE	5/16"	1/2"-20
LMC-375-562SE	3/8"	9/16"-18
LMC-500-750SE	1/2"	3/4"-16
LMC-625-875SE	5/8"	7/8"-14
LMC-750-1062SE	3/4"	1.1/16"-12
LMC-875-1187SE	7/8"	1.3/16"-12
LMC-1000-1312SE	1"	1.5/16"-12
Tech Sheet 20808		

Male Thread, SAE/MS (Captive Seal)

0292	OD	Thread
OMC-125-312SE	1/8"	5/16"-24
OMC-187-375SE	3/16"	3/8"-24
OMC-250-437SE	1/4"	7/16"-20
OMC-312-500SE	5/16"	1/2"-20
OMC-375-562SE	3/8"	9/16"-18
OMC-500-750SE	1/2"	3/4"-16
OMC-750-1062SE	3/4"	1.1/16"-12
OMC-1000-1312SE	1"	1.5/16"-12
Tech Sheet 20809		

Male Thread, BSPP (Captive Seal)

0292	OD	Thread
OMC-250-250EO	1/4"	1/4"
OMC-250-500EO	1/4"	1/2"
OMC-375-375EO	3/8"	3/8"
OMC-500-250EO	1/2"	1/4"
OMC-500-375EO	1/2"	3/8"
OMC-500-500EO	1/2"	1/2"
OMC-750-750EO	3/4"	3/4"
Tech Sheet 20809		

316 STAINLESS STEEL TWIN FERRULE IMPERIAL TUBE FITTINGS

stainless steel

PANAM

Male Connectors

Stainless steel washer with a Viton inner ring.

Male Thread-RS, BSPP

0292	OD	Thread
MC-125-125RS	1/8"	1/8"
MC-125-250RS	1/8"	1/4"
MC-125-375RS	1/8"	3/8"
MC-250-125RS	1/4"	1/8"
MC-250-250RS	1/4"	1/4"
MC-250-375RS	1/4"	3/8"
MC-250-500RS	1/4"	1/2"
MC-375-250RS	3/8"	1/4"
MC-375-375RS	3/8"	3/8"
MC-375-500RS	3/8"	1/2"
MC-500-250RS	1/2"	1/4"
MC-500-375RS	1/2"	3/8"
MC-500-500RS	1/2"	1/2"
MC-750-500RS	3/4"	1/2"
MC-750-750RS	3/4"	3/4"
MC-1000-500RS	1"	1/2"
MC-1000-1000RS	1"	1"

Tech Sheet 20810

LOCTITE

For **Threadlockers** see page **1584**

Female Connectors

Female Thread, NPT

0292	OD	Thread
FC-125-125N	1/8"	1/8"
FC-125-250N	1/8"	1/4"
FC-187-125N	3/16"	1/8"
FC-250-125N	1/4"	1/8"
FC-250-250N	1/4"	1/4"
FC-250-375N	1/4"	3/8"
FC-250-500N	1/4"	1/2"
FC-312-125N	5/16"	1/8"
FC-312-250N	5/16"	1/4"
FC-312-375N	5/16"	3/8"
FC-375-125N	3/8"	1/8"
FC-375-250N	3/8"	1/4"
FC-375-375N	3/8"	3/8"
FC-375-500N	3/8"	1/2"
FC-375-750N	3/8"	3/4"
FC-500-250N	1/2"	1/4"
FC-500-375N	1/2"	3/8"
FC-500-500N	1/2"	1/2"
FC-500-750N	1/2"	3/4"
FC-625-375N	5/8"	3/8"
FC-625-500N	5/8"	1/2"
FC-625-750N	5/8"	3/4"
FC-750-500N	3/4"	1/2"
FC-750-750N	3/4"	3/4"
FC-875-750N	7/8"	3/4"
FC-1000-750N	1"	3/4"
FC-1000-1000N	1"	1"

Tech Sheet 20235

Female Thread, BSPT

0292	OD	Thread
FC-250-125RT	1/4"	1/8"
FC-250-250RT	1/4"	1/4"
FC-250-375RT	1/4"	3/8"
FC-250-500RT	1/4"	1/2"
FC-375-250RT	3/8"	1/4"
FC-375-375RT	3/8"	3/8"
FC-375-500RT	3/8"	1/2"
FC-500-250RT	1/2"	1/4"
FC-500-375RT	1/2"	3/8"
FC-500-500RT	1/2"	1/2"

Tech Sheet 20237

Female Thread, BSPP

0292	OD	Thread
FC-250-250RG	1/4"	1/4"
FC-250-375RG	1/4"	3/8"
FC-250-500RG	1/4"	1/2"
FC-312-250RG	5/16"	1/4"
FC-312-500RG	5/16"	1/2"
FC-375-250RG	3/8"	1/4"
FC-375-375RG	3/8"	3/8"
FC-375-500RG	3/8"	1/2"
FC-500-375RG	1/2"	3/8"
FC-500-500RG	1/2"	1/2"

Tech Sheet 20236

Bulkhead Male Connectors

Male Thread, NPT

0292	OD	Thread
BMC-125-125N	1/8"	1/8"
BMC-187-125N	3/16"	1/8"
BMC-250-125N	1/4"	1/8"
BMC-250-250N	1/4"	1/4"
BMC-250-375N	1/4"	3/8"
BMC-250-500N	1/4"	1/2"
BMC-312-125N	5/16"	1/8"
BMC-312-250N	5/16"	1/4"
BMC-375-125N	3/8"	1/8"
BMC-375-250N	3/8"	1/4"
BMC-375-375N	3/8"	3/8"
BMC-500-250N	1/2"	1/4"
BMC-500-375N	1/2"	3/8"
BMC-500-500N	1/2"	1/2"
BMC-500-750N	1/2"	3/4"
BMC-625-375N	5/8"	3/8"
BMC-625-500N	5/8"	1/2"
BMC-750-500N	3/4"	1/2"
BMC-750-750N	3/4"	3/4"
BMC-875-750N	7/8"	3/4"
BMC-1000-750N	1"	3/4"

Tech Sheet 20814

Bulkhead Female Connectors



Female Thread, NPT

0292	OD	Thread
BFC-125-125N	1/8"	1/8"
BFC-187-125N	3/16"	1/8"
BFC-250-125N	1/4"	1/8"
BFC-250-250N	1/4"	1/4"
BFC-312-125N	5/16"	1/8"
BFC-375-250N	3/8"	1/4"
BFC-500-375N	1/2"	3/8"
BFC-500-500N	1/2"	1/2"
BFC-625-500N	5/8"	1/2"
BFC-750-750N	3/4"	3/4"
BFC-875-750N	7/8"	3/4"
BFC-1000-1000N	1"	1"

Tech Sheet 20815

316 STAINLESS STEEL TWIN FERRULE IMPERIAL TUBE FITTINGS

stainless steel

PANAM

Unions

Tube x Tube

0292	OD
U-125	1/8″
U-187	3/16″
U-250	1/4″
U-312	5/16″
U-375	3/8″
U-500	1/2″
U-625	5/8″
U-750	3/4″
U-875	7/8″
U-1000	1″
Tech Sheet 20297	

Metric Tube x Imperial Tube

0292	OD mm	OD
U-3-125	3	1/8″
U-4-125	4	1/8″
U-4-250	4	1/4″
U-6-125	6	1/8″
U-6-250	6	1/4″
U-6-312	6	5/16″
U-8-250	8	1/4″
U-8-375	8	3/8″
U-10-125	10	1/8″
U-10-250	10	1/4″
U-10-312	10	5/16″
U-10-375	10	3/8″
U-12-312	12	5/16″
U-12-375	12	3/8″
U-12-500	12	1/2″
U-15-500	15	1/2″
U-18-750	18	3/4″
U-20-500	20	1/2″
U-20-1000	20	1″
U-25-1000	25	1″
Tech Sheet 20817		

Reducing Unions

Tube x Tube

0292	OD	OD
RU-187-125	3/16″	1/8″
RU-250-125	1/4″	1/8″
RU-250-187	1/4″	3/16″
RU-312-125	5/16″	1/8″
RU-312-250	5/16″	1/4″
RU-375-125	3/8″	1/8″
RU-375-250	3/8″	1/4″
RU-375-312	3/8″	5/16″
RU-500-125	1/2″	1/8″
RU-500-250	1/2″	1/4″
RU-500-375	1/2″	3/8″
RU-625-375	5/8″	3/8″
RU-625-500	5/8″	1/2″
RU-750-250	3/4″	1/4″
RU-750-375	3/4″	3/8″
RU-750-500	3/4″	1/2″
RU-750-625	3/4″	5/8″
RU-1000-500	1″	1/2″
RU-1000-750	1″	3/4″
Tech Sheet 20298		

Bulkhead Unions

Tube x Tube

0292	OD
BU-125	1/8″
BU-187	3/16″
BU-250	1/4″
BU-312	5/16″
BU-375	3/8″
BU-500	1/2″
BU-625	5/8″
BU-750	3/4″
BU-1000	1″
Tech Sheet 20238	

Male Branch Tees



Male Thread, NPT

0292	OD	Thread
MBT-125-125N	1/8″	1/8″
MBT-125-250N	1/8″	1/4″
MBT-187-125N	3/16″	1/8″
MBT-250-125N	1/4″	1/8″
MBT-250-250N	1/4″	1/4″
MBT-312-125N	5/16″	1/8″
MBT-375-250N	3/8″	1/4″
MBT-375-375N	3/8″	3/8″
MBT-500-375N	1/2″	3/8″
MBT-500-500N	1/2″	1/2″
MBT-625-500N	5/8″	1/2″
MBT-750-750N	3/4″	3/4″
Tech Sheet 20240		

Male Positionable Branch Tees

Male Thread, SAE/MS

0292	OD	Thread
MBTP-250-437SE	1/4″	7/16″-20
MBTP-375-562SE	3/8″	9/16″-18
MBTP-500-750SE	1/2″	3/4″-16
MBTP-750-1062SE	3/4″	1.1/16″-12
MBTP-1000-1312SE	1″	1.5/16″-12
Tech Sheet 20821		

Male Thread, BSPP

0292	OD	Thread
MBTP-250-125PR	1/4″	1/8″
MBTP-250-250PR	1/4″	1/4″
MBTP-375-250PR	3/8″	1/4″
MBTP-500-375PR	1/2″	3/8″
MBTP-500-500PR	1/2″	1/2″
MBTP-625-500PR	5/8″	1/2″
MBTP-750-500PR	3/4″	1/2″
MBTP-750-750PR	3/4″	3/4″
MBTP-1000-1000PR	1″	1″
Tech Sheet 20822		

Male Run Tees

Male Thread, NPT

0292	OD	Thread
MRT-125-125N	1/8″	1/8″
MRT-125-250N	1/8″	1/4″
MRT-187-125N	3/16″	1/8″
MRT-250-125N	1/4″	1/8″
MRT-250-250N	1/4″	1/4″
MRT-312-125N	5/16″	1/8″
MRT-375-250N	3/8″	1/4″
MRT-375-375N	3/8″	3/8″
MRT-500-375N	1/2″	3/8″
MRT-500-500N	1/2″	1/2″
MRT-625-500N	5/8″	1/2″
MRT-750-750N	3/4″	3/4″
Tech Sheet 20299		

316 STAINLESS STEEL TWIN FERRULE IMPERIAL TUBE FITTINGS

stainless steel

PANAM

Male Positionable Run Tees

Male Thread, SAE/MS

0292	OD	Thread
MRTP-250-437SE	1/4"	7/16"-20
MRTP-375-562SE	3/8"	9/16"-18
MRTP-500-750SE	1/2"	3/4"-16
MRTP-750-1062SE	3/4"	1.1/16"-12
MRTP-1000-1312SE	1"	1.5/16"-12
Tech Sheet 20824		

Male Thread, BSPP

0292	OD	Thread
MRTP-250-125PR	1/4"	1/8"
MRTP-250-250PR	1/4"	1/4"
MRTP-375-250PR	3/8"	1/4"
MRTP-500-375PR	1/2"	3/8"
MRTP-500-500PR	1/2"	1/2"
MRTP-625-500PR	5/8"	1/2"
MRTP-750-500PR	3/4"	1/2"
MRTP-750-750PR	3/4"	3/4"
MRTP-1000-1000PR	1"	1"
Tech Sheet 20825		

Female Branch Tees

Female Thread, NPT

0292	OD	Thread
FBT-125-125N	1/8"	1/8"
FBT-250-125N	1/4"	1/8"
FBT-250-250N	1/4"	1/4"
FBT-375-250N	3/8"	1/4"
FBT-375-375N	3/8"	3/8"
FBT-375-500N	3/8"	1/2"
FBT-500-250N	1/2"	1/4"
FBT-500-375N	1/2"	3/8"
FBT-500-500N	1/2"	1/2"
FBT-625-500N	5/8"	1/2"
FBT-750-750N	3/4"	3/4"
FBT-1000-750N	1"	3/4"
FBT-1000-1000N	1"	1"
Tech Sheet 20826		

Female Run Tees

Female Thread, NPT

0292	OD	Thread
FRT-125-125N	1/8"	1/8"
FRT-250-125N	1/4"	1/8"
FRT-250-250N	1/4"	1/4"
FRT-375-250N	3/8"	1/4"
FRT-500-375N	1/2"	3/8"
FRT-500-500N	1/2"	1/2"
FRT-750-750N	3/4"	3/4"
FRT-1000-750N	1"	3/4"
FRT-1000-1000N	1"	1"
Tech Sheet 20239		

Male Elbows

Male Thread, NPT

0292	OD	Thread
ME-125-125N	1/8"	1/8"
ME-125-250N	1/8"	1/4"
ME-187-125N	3/16"	1/8"
ME-187-250N	3/16"	1/4"
ME-250-125N	1/4"	1/8"
ME-250-250N	1/4"	1/4"
ME-250-375N	1/4"	3/8"
ME-250-500N	1/4"	1/2"
ME-312-125N	5/16"	1/8"
ME-312-250N	5/16"	1/4"
ME-312-375N	5/16"	3/8"
ME-375-125N	3/8"	1/8"
ME-375-250N	3/8"	1/4"
ME-375-375N	3/8"	3/8"
ME-375-500N	3/8"	1/2"
ME-375-750N	3/8"	3/4"
ME-500-250N	1/2"	1/4"
ME-500-375N	1/2"	3/8"
ME-500-500N	1/2"	1/2"
ME-500-750N	1/2"	3/4"
ME-625-375N	5/8"	3/8"
ME-625-500N	5/8"	1/2"
ME-625-750N	5/8"	3/4"
ME-750-500N	3/4"	1/2"
ME-750-750N	3/4"	3/4"
ME-875-750N	7/8"	3/4"
ME-1000-750N	1"	3/4"
ME-1000-1000N	1"	1"
Tech Sheet 20295		

Male Thread, BSPT

0292	OD	Thread
ME-250-125RT	1/4"	1/8"
ME-250-250RT	1/4"	1/4"
ME-250-375RT	1/4"	3/8"
ME-250-500RT	1/4"	1/2"
ME-312-250RT	5/16"	1/4"
ME-375-250RT	3/8"	1/4"
ME-375-375RT	3/8"	3/8"
Tech Sheet 20294		

Female Elbows

Female Thread, NPT

0292	OD	Thread
FE-125-125N	1/8"	1/8"
FE-125-250N	1/8"	1/4"
FE-187-125N	3/16"	1/8"
FE-250-125N	1/4"	1/8"
FE-250-250N	1/4"	1/4"
FE-250-375N	1/4"	3/8"
FE-250-500N	1/4"	1/2"
FE-312-125N	5/16"	1/8"
FE-312-250N	5/16"	1/4"
FE-375-125N	3/8"	1/8"
FE-375-250N	3/8"	1/4"
FE-375-375N	3/8"	3/8"
FE-375-500N	3/8"	1/2"
FE-500-250N	1/2"	1/4"
FE-500-375N	1/2"	3/8"
FE-500-500N	1/2"	1/2"
FE-625-375N	5/8"	3/8"
FE-625-500N	5/8"	1/2"
FE-750-500N	3/4"	1/2"
FE-750-750N	3/4"	3/4"
FE-875-750N	7/8"	3/4"
FE-1000-750N	1"	3/4"
FE-1000-1000N	1"	1"
Tech Sheet 20296		

Positionable Elbows

Male Thread, SAE/MS

0292	OD	Thread
MEP-250-437SE	1/4"	7/16"-20
MEP-250-562SE	1/4"	9/16"-18
MEP-312-500SE	5/16"	1/2"-20
MEP-375-562SE	3/8"	9/16"-18
MEP-375-750SE	3/8"	3/4"-16
MEP-500-750SE	1/2"	3/4"-16
MEP-625-875SE	5/8"	7/8"-14
MEP-750-1062SE	3/4"	1.1/16"-12
MEP-875-1187SE	7/8"	1.3/16"-12
MEP-1000-1312SE	1"	1.5/16"-12
Tech Sheet 20831		

Male Thread, BSPP

0292	OD	Thread
MEP-250-125PR	1/4"	1/8"
MEP-250-250PR	1/4"	1/4"
MEP-375-250PR	3/8"	1/4"
MEP-375-375PR	3/8"	3/8"
MEP-500-250PR	1/2"	1/4"
MEP-500-375PR	1/2"	3/8"
MEP-500-500PR	1/2"	1/2"
MEP-625-500PR	5/8"	1/2"
MEP-750-500PR	3/4"	1/2"
MEP-750-750PR	3/4"	3/4"
MEP-1000-750PR	1"	3/4"
MEP-1000-1000PR	1"	1"
Tech Sheet 20832		

316 STAINLESS STEEL TWIN FERRULE IMPERIAL TUBE FITTINGS

stainless steel

PANAM

Bulkhead Reducing Unions

Tube x Tube

0292	OD	OD
RBU-250-125	1/4″	1/8″
RBU-375-250	3/8″	1/4″
RBU-500-250	1/2″	1/4″

Tech Sheet 20833

Union Elbows

Tube x Tube

0292	OD
UE-125	1/8″
UE-187	3/16″
UE-250	1/4″
UE-312	5/16″
UE-375	3/8″
UE-500	1/2″
UE-625	5/8″
UE-750	3/4″
UE-875	7/8″
UE-1000	1″

Tech Sheet 20289

Reducing Union Elbows

Tube x Tube

0292	OD	OD
RUE-187-125	3/16″	1/8″
RUE-250-125	1/4″	1/8″
RUE-312-125	5/16″	1/8″
RUE-312-250	5/16″	1/4″
RUE-375-125	3/8″	1/8″
RUE-375-250	3/8″	1/4″
RUE-375-312	3/8″	5/16″
RUE-500-250	1/2″	1/4″
RUE-500-312	1/2″	5/16″
RUE-500-375	1/2″	3/8″
RUE-625-375	5/8″	3/8″
RUE-625-500	5/8″	1/2″
RUE-750-250	3/4″	1/4″
RUE-750-375	3/4″	3/8″
RUE-750-500	3/4″	1/2″
RUE-875-250	7/8″	1/4″
RUE-1000-500	1″	1/2″
RUE-1000-750	1″	3/4″

Tech Sheet 20835

Union Tees

Tube x Tube

0292	OD
UT-125	1/8″
UT-187	3/16″
UT-250	1/4″
UT-312	5/16″
UT-375	3/8″
UT-500	1/2″
UT-625	5/8″
UT-750	3/4″
UT-875	7/8″
UT-1000	1″

Tech Sheet 20288

Reducing Branch, Union Tees

Tube x Tube

0292	OD	OD
RUT-375-250	3/8″	1/4″
RUT-500-250	1/2″	1/4″
RUT-500-375	1/2″	3/8″
RUT-625-375	5/8″	3/8″
RUT-750-375	3/4″	3/8″
RUT-750-500	3/4″	1/2″
RUT-1000-375	1″	3/8″
RUT-1000-500	1″	1/2″
RUT-1000-750	1″	3/4″

Tech Sheet 20837

Union Crosses

Tube x Tube

0292	OD
UC-125	1/8″
UC-250	1/4″
UC-312	5/16″
UC-375	3/8″
UC-500	1/2″
UC-750	3/4″
UC-1000	1″

Tech Sheet 20290

AN Unions

Male Thread, AN

0292	OD	Thread
NU-125-125AN	1/8″	5/16″
NU-125-250AN	1/8″	7/16″
NU-250-250AN	1/4″	7/16″
NU-312-312AN	5/16″	1/2″
NU-375-250AN	3/8″	7/16″
NU-375-375AN	3/8″	9/16″
NU-500-500AN	1/2″	3/4″
NU-750-750AN	3/4″	1.1/16″
NU-1000-1000AN	1″	1.5/16″

Tech Sheet 20839

AN Bulkhead Unions

Male Thread, AN

0292	OD	Thread
ABU-250-250AN	1/4″	7/16″
ABU-375-375AN	3/8″	9/16″
ABU-500-500AN	1/2″	3/4″
ABU-750-750AN	3/4″	1.1/16″
ABU-1000-1000AN	1″	1.5/16″

Tech Sheet 20840

Weld Union, Sockets

Tube x Tube

0292	OD
SWU-125	1/8″
SWU-250	1/4″
SWU-375	3/8″
SWU-500	1/2″
SWU-750	3/4″
SWU-1000	1″

Tech Sheet 20841

Weld Elbow, Sockets

Tube x Tube

0292	OD
SWE-250	1/4″
SWE-375	3/8″
SWE-500	1/2″
SWE-750	3/4″
SWE-1000	1″

Tech Sheet 20842

316 STAINLESS STEEL TWIN FERRULE IMPERIAL TUBE FITTINGS

stainless steel

PANAM

Weld Union, Connectors

Tube x Tube

0292	OD	Stem OD
MWC-125-125	1/8″	1/8″
MWC-187-125	3/16″	1/8″
MWC-250-125	1/4″	1/8″
MWC-250-250	1/4″	1/4″
MWC-312-125	5/16″	1/8″
MWC-312-250	5/16″	1/4″
MWC-375-250	3/8″	1/4″
MWC-375-375	3/8″	3/8″
MWC-375-500	3/8″	1/2″
MWC-375-750	3/8″	3/4″
MWC-500-375	1/2″	3/8″
MWC-500-500	1/2″	1/2″
MWC-500-750	1/2″	3/4″
MWC-625-500	5/8″	1/2″
MWC-750-750	3/4″	3/4″
MWC-1000-1000	1″	1″
Tech Sheet 20843		

Weld Elbow, Connectors

Tube x Tube

0292	OD	Stem OD
MWE-250-125	1/4″	1/8″
MWE-250-250	1/4″	1/4″
MWE-375-250	3/8″	1/4″
MWE-500-500	1/2″	1/2″
MWE-750-750	3/4″	3/4″
Tech Sheet 20844		

Bulkhead Reducers

Tube x Tube

0292	OD
BR-125	1/8″
BR-250	1/4″
BR-375	3/8″
BR-500	1/2″
BR-625	5/8″
BR-1000	1″
Tech Sheet 20287	

Reducers

Tube x Tube

0292	OD	Stem OD
R-125-125	1/8″	1/8″
R-125-187	1/8″	3/16″
R-125-250	1/8″	1/4″
R-125-375	1/8″	3/8″
R-125-500	1/8″	1/2″
R-187-125	3/16″	1/8″
R-187-250	3/16″	1/4″
R-250-125	1/4″	1/8″
R-250-187	1/4″	3/16″
R-250-250	1/4″	1/4″
R-250-312	1/4″	5/16″
R-250-375	1/4″	3/8″
R-250-500	1/4″	1/2″
R-250-625	1/4″	5/8″
R-250-750	1/4″	3/4″
R-312-375	5/16″	3/8″
R-312-500	5/16″	1/2″
R-375-250	3/8″	1/4″
R-375-375	3/8″	3/8″
R-375-500	3/8″	1/2″
R-375-625	3/8″	5/8″
R-375-750	3/8″	3/4″
R-500-250	1/2″	1/4″
R-500-375	1/2″	3/8″
R-500-500	1/2″	1/2″
R-500-625	1/2″	5/8″
R-500-750	1/2″	3/4″
R-500-1000	1/2″	1″
R-625-750	5/8″	3/4″
R-625-875	5/8″	7/8″
R-625-1000	5/8″	1″
R-750-500	3/4″	1/2″
R-750-1000	3/4″	1″
Tech Sheet 20286		

Port Connectors

Tube x Tube

0292	OD
PC-125	1/8″
PC-250	1/4″
PC-312	5/16″
PC-375	3/8″
PC-500	1/2″
PC-750	3/4″
PC-1000	1″
Tech Sheet 20378	

Reducing Port Connectors

Tube x Tube

0292	OD	Stem OD
RPC-250-125	1/4″	1/8″
RPC-375-125	3/8″	1/8″
RPC-375-250	3/8″	1/4″
RPC-500-250	1/2″	1/4″
RPC-750-500	3/4″	1/2″
RPC-1000-500	1″	1/2″
RPC-1000-750	1″	3/4″
Tech Sheet 20849		

316 STAINLESS STEEL TWIN FERRULE IMPERIAL TUBE FITTINGS

stainless steel

PANAM

Caps

Tube

0292	OD
C-125-FT	1/8"
C-187	3/16"
C-250	1/4"
C-312	5/16"
C-375	3/8"
C-500	1/2"
C-625	5/8"
C-750	3/4"
C-875	7/8"
C-1000	1"

Tech Sheet 20284

Nuts

Tube

0292	OD
N-125-FT	1/8"
N-187	3/16"
N-250	1/4"
N-312	5/16"
N-375	3/8"
N-500	1/2"
N-625	5/8"
N-750	3/4"
N-875	7/8"
N-1000	1"

Tech Sheet 20283

Front Ferrules

Tube

0292	OD
FF-125	1/8"
FF-187	3/16"
FF-250	1/4"
FF-312	5/16"
FF-375	3/8"
FF-500	1/2"
FF-625	5/8"
FF-750	3/4"
FF-875	7/8"
FF-1000	1"

Tech Sheet 20854

Plugs

Tube

0292	OD
P-125	1/8"
P-187	3/16"
P-250	1/4"
P-312	5/16"
P-375	3/8"
P-500	1/2"
P-625	5/8"
P-750	3/4"
P-875	7/8"
P-1000	1"

Tech Sheet 20282

Back Ferrules

Tube

0292	OD
BF-125	1/8"
BF-187	3/16"
BF-250	1/4"
BF-312	5/16"
BF-375	3/8"
BF-500	1/2"
BF-625	5/8"
BF-750	3/4"
BF-875	7/8"
BF-1000	1"

Tech Sheet 20285

Lock Nuts

To suit Bulkheads

0292	OD
BLN-125	1/8"
BLN-187	3/16"
BLN-250	1/4"
BLN-312	5/16"
BLN-375	3/8"
BLN-500	1/2"
BLN-625	5/8"
BLN-750	3/4"
BLN-875	7/8"
BLN-1000	1"

Tech Sheet 20855

Jubilee®

For **Jubilee® Workshop Pack** see page **1520**

316 STAINLESS STEEL TWIN FERRULE METRIC TUBE FITTINGS

stainless steel

PANAM

Male Connectors

Male Thread, NPT

0292	OD mm	Thread
MC-3-125N	3	1/8"
MC-3-250N	3	1/4"
MC-4-125N	4	1/8"
MC-4-250N	4	1/4"
MC-6-125N	6	1/8"
MC-6-250N	6	1/4"
MC-6-375N	6	3/8"
MC-6-500N	6	1/2"
MC-8-125N	8	1/8"
MC-8-250N	8	1/4"
MC-8-375N	8	3/8"
MC-8-500N	8	1/2"
MC-10-125N	10	1/8"
MC-10-250N	10	1/4"
MC-10-375N	10	3/8"
MC-10-500N	10	1/2"
MC-10-750N	10	3/4"
MC-12-125N	12	1/8"
MC-12-250N	12	1/4"
MC-12-375N	12	3/8"
MC-12-500N	12	1/2"
MC-12-750N	12	3/4"
MC-14-250N	14	1/4"
MC-14-375N	14	3/8"
MC-14-500N	14	1/2"
MC-15-500N	15	1/2"
MC-16-375N	16	3/8"
MC-16-500N	16	1/2"
MC-16-750N	16	3/4"
MC-18-500N	18	1/2"
MC-18-750N	18	3/4"
MC-20-500N	20	1/2"
MC-20-750N	20	3/4"
MC-22-750N	22	3/4"
MC-22-1000N	22	1"
MC-25-500N	25	1/2"
MC-25-750N	25	3/4"
MC-25-1000N	25	1"
Tech Sheet 20281		

Male Thread, BSPT

0292	OD mm	Thread
MC-3-125RT	3	1/8"
MC-3-250RT	3	1/4"
MC-4-125RT	4	1/8"
MC-4-250RT	4	1/4"
MC-6-125RT	6	1/8"
MC-6-250RT	6	1/4"
MC-6-375RT	6	3/8"
MC-6-500RT	6	1/2"
MC-8-125RT	8	1/8"
MC-8-250RT	8	1/4"
MC-8-375RT	8	3/8"
MC-8-500RT	8	1/2"
MC-10-125RT	10	1/8"
MC-10-250RT	10	1/4"
MC-10-375RT	10	3/8"
MC-10-500RT	10	1/2"
MC-12-125RT	12	1/8"
MC-12-250RT	12	1/4"
MC-12-375RT	12	3/8"
MC-12-500RT	12	1/2"
MC-12-750RT	12	3/4"
MC-15-500RT	15	1/2"
MC-16-250RT	16	1/4"
MC-16-375RT	16	3/8"
MC-16-500RT	16	1/2"
MC-16-750RT	16	3/4"
MC-18-500RT	18	1/2"
MC-18-750RT	18	3/4"
MC-20-500RT	20	1/2"
MC-20-750RT	20	3/4"
MC-22-750RT	22	3/4"
MC-22-1000RT	22	1"
MC-25-750RT	25	3/4"
MC-25-1000RT	25	1"
Tech Sheet 20278		

Male Thread, BSPP (Captive Seal)

0292	OD mm	Thread
OMC-6-125EO	6	1/8"
OMC-6-250EO	6	1/4"
OMC-6-375EO	6	3/8"
OMC-6-500EO	6	1/2"
OMC-10-250EO	10	1/4"
OMC-10-375EO	10	3/8"
OMC-10-500EO	10	1/2"
OMC-12-250EO	12	1/4"
OMC-12-375EO	12	3/8"
OMC-12-500EO	12	1/2"
Tech Sheet 20856		

Male Thread-RS, BSPP

0292	OD mm	Thread
MC-3-125RS	3	1/8"
MC-3-250RS	3	1/4"
MC-4-125RS	4	1/8"
MC-6-125RS	6	1/8"
MC-6-250RS	6	1/4"
MC-6-375RS	6	3/8"
MC-6-500RS	6	1/2"
MC-8-125RS	8	1/8"
MC-8-250RS	8	1/4"
MC-8-375RS	8	3/8"
MC-8-500RS	8	1/2"
MC-10-250RS	10	1/4"
MC-10-375RS	10	3/8"
MC-10-500RS	10	1/2"
MC-12-250RS	12	1/4"
MC-12-375RS	12	3/8"
MC-12-500RS	12	1/2"
MC-12-750RS	12	3/4"
MC-16-375RS	16	3/8"
MC-16-500RS	16	1/2"
MC-18-500RS	18	1/2"
MC-18-750RS	18	3/4"
MC-20-500RS	20	1/2"
MC-20-750RS	20	3/4"
MC-22-750RS	22	3/4"
MC-22-1000RS	22	1"
MC-25-750RS	25	3/4"
MC-25-1000RS	25	1"
Tech Sheet 20279		

stainless steel

You might also need
Stainless Steel Tubing
see page **183**

316 STAINLESS STEEL TWIN FERRULE METRIC TUBE FITTINGS

stainless steel

PANAM

Female Connectors

Female Thread, NPT

0292	OD mm	Thread
FC-3-125N	3	1/8"
FC-3-250N	3	1/4"
FC-4-125N	4	1/8"
FC-6-125N	6	1/8"
FC-6-250N	6	1/4"
FC-6-375N	6	3/8"
FC-6-500N	6	1/2"
FC-8-125N	8	1/8"
FC-8-250N	8	1/4"
FC-8-375N	8	3/8"
FC-8-500N	8	1/2"
FC-10-250N	10	1/4"
FC-10-375N	10	3/8"
FC-10-500N	10	1/2"
FC-12-250N	12	1/4"
FC-12-375N	12	3/8"
FC-12-500N	12	1/2"
FC-15-500N	15	1/2"
FC-16-500N	16	1/2"
FC-20-500N	20	1/2"
FC-20-750N	20	3/4"
FC-22-750N	22	3/4"
FC-22-1000N	22	1"
FC-25-750N	25	3/4"
FC-25-1000N	25	1"

Tech Sheet 20275

Female Thread, BSPT

0292	OD mm	Thread
FC-3-125RT	3	1/8"
FC-6-125RT	6	1/8"
FC-6-250RT	6	1/4"
FC-6-375RT	6	3/8"
FC-6-500RT	6	1/2"
FC-8-125RT	8	1/8"
FC-8-250RT	8	1/4"
FC-8-375RT	8	3/8"
FC-8-500RT	8	1/2"
FC-10-125RT	10	1/8"
FC-10-250RT	10	1/4"
FC-10-375RT	10	3/8"
FC-10-500RT	10	1/2"
FC-12-125RT	12	1/8"
FC-12-250RT	12	1/4"
FC-12-375RT	12	3/8"
FC-12-500RT	12	1/2"
FC-12-750RT	12	3/4"
FC-15-375RT	15	3/8"
FC-15-500RT	15	1/2"
FC-20-500RT	20	1/2"
FC-20-750RT	20	3/4"
FC-22-750RT	22	3/4"
FC-22-1000RT	22	1"
FC-25-750RT	25	3/4"
FC-25-1000RT	25	1"

Tech Sheet 20274

Female Thread, BSPP

0292	OD mm	Thread
FC-3-250RG	3	1/4"
FC-6-250RG	6	1/4"
FC-6-375RG	6	3/8"
FC-6-500RG	6	1/2"
FC-8-250RG	8	1/4"
FC-8-375RG	8	3/8"
FC-8-500RG	8	1/2"
FC-10-250RG	10	1/4"
FC-10-375RG	10	3/8"
FC-10-500RG	10	1/2"
FC-12-250RG	12	1/4"
FC-12-375RG	12	3/8"
FC-12-500RG	12	1/2"
FC-20-500RG	20	1/2"
FC-22-500RG	22	1/2"

Tech Sheet 20273

Bulkhead Male Connectors

Male Thread, NPT

0292	OD mm	Thread
BMC-6-125N	6	1/8"
BMC-6-250N	6	1/4"
BMC-8-125N	8	1/8"
BMC-8-250N	8	1/4"
BMC-10-250N	10	1/4"
BMC-10-375N	10	3/8"
BMC-10-500N	10	1/2"
BMC-12-250N	12	1/4"
BMC-12-375N	12	3/8"
BMC-12-500N	12	1/2"

Tech Sheet 20276

Bulkhead Female Connectors



Female Thread, NPT

0292	OD mm	Thread
BFC-6-125N	6	1/8"
BFC-6-250N	6	1/4"
BFC-8-125N	8	1/8"
BFC-10-250N	10	1/4"
BFC-12-375N	12	3/8"
BFC-12-500N	12	1/2"

Tech Sheet 20277

For **PTFE Tape** see page **1391**

316 STAINLESS STEEL TWIN FERRULE METRIC TUBE FITTINGS

stainless steel

PANAM

Unions

Tube x Tube

0292	OD mm
U-3	3
U-4	4
U-6	6
U-8	8
U-10	10
U-12	12
U-15	15
U-16	16
U-18	18
U-20-FT	20
U-22	22
U-25	25

Tech Sheet 20266

Reducing Unions

Tube x Tube

0292	OD mm	OD mm
RU-6-3	6	3
RU-6-4	6	4
RU-8-6	8	6
RU-10-6	10	6
RU-10-8	10	8
RU-12-6	12	6
RU-12-8	12	8
RU-12-10	12	10
RU-16-10	16	10
RU-16-12	16	12
RU-18-12	18	12
RU-25-18	25	18
RU-25-20	25	20

Tech Sheet 20267

Bulkhead Unions

Tube x Tube

0292	OD mm
BU-3-FT	3
BU-4	4
BU-6	6
BU-8	8
BU-10	10
BU-12-FT	12
BU-14	14
BU-15	15
BU-16	16
BU-18	18
BU-20	20

Tech Sheet 20272

Male Branch Tees

Male Thread, NPT

0292	OD mm	Thread
MBT-6-125N	6	1/8"
MBT-6-250N	6	1/4"
MBT-8-125N	8	1/8"
MBT-8-250N	8	1/4"
MBT-10-250N	10	1/4"
MBT-12-250N	12	1/4"
MBT-12-375N	12	3/8"
MBT-12-500N	12	1/2"
MBT-16-500N	16	1/2"

Tech Sheet 20269

Male Positionable Branch Tees

Male Thread, BSPP

0292	OD mm	Thread
MBTP-6-125PR	6	1/8"
MBTP-6-250PR	6	1/4"
MBTP-8-125PR	8	1/8"
MBTP-8-250PR	8	1/4"
MBTP-10-250PR	10	1/4"
MBTP-12-375PR	12	3/8"
MBTP-12-500PR	12	1/2"

Tech Sheet 20861

Male Run Tees

Male Thread, NPT

0292	OD mm	Thread
MRT-6-125N	6	1/8"
MRT-6-250N	6	1/4"
MRT-8-250N	8	1/4"
MRT-12-250N	12	1/4"
MRT-12-375N	12	3/8"
MRT-12-500N	12	1/2"
MRT-16-500N	16	1/2"

Tech Sheet 20268

Male Positionable Run Tees

Male Thread, BSPP

0292	OD mm	Thread
MRTP-6-125PR	6	1/8"
MRTP-6-250PR	6	1/4"
MRTP-8-125PR	8	1/8"
MRTP-8-250PR	8	1/4"
MRTP-10-250PR	10	1/4"
MRTP-12-375PR	12	3/8"
MRTP-12-500PR	12	1/2"

Tech Sheet 20863

Female Branch Tees

Female Thread, NPT

0292	OD mm	Thread
FBT-6-125N	6	1/8"
FBT-6-250N	6	1/4"
FBT-8-125N	8	1/8"
FBT-8-250N	8	1/4"
FBT-10-250N	10	1/4"
FBT-12-250N	12	1/4"
FBT-12-375N	12	3/8"
FBT-16-500N	16	1/2"

Tech Sheet 20271

Female Run Tees

Female Thread, NPT

0292	OD mm	Thread
FRT-6-125N	6	1/8"
FRT-6-250N	6	1/4"
FRT-8-125N	8	1/8"
FRT-8-250N	8	1/4"
FRT-10-250N	10	1/4"
FRT-12-250N	12	1/4"
FRT-12-375N	12	3/8"
FRT-16-500N	16	1/2"

Tech Sheet 20270

316 STAINLESS STEEL TWIN FERRULE METRIC TUBE FITTINGS

stainless steel

PANAM

Male Elbows

Male Thread, NPT

0292	OD mm	Thread
ME-3-250N	3	1/4"
ME-4-125N	4	1/8"
ME-4-250N	4	1/4"
ME-6-125N	6	1/8"
ME-6-250N	6	1/4"
ME-6-375N	6	3/8"
ME-6-500N	6	1/2"
ME-8-125N	8	1/8"
ME-8-250N	8	1/4"
ME-8-375N	8	3/8"
ME-8-500N	8	1/2"
ME-10-250N	10	1/4"
ME-10-375N	10	3/8"
ME-10-500N	10	1/2"
ME-12-250N	12	1/4"
ME-12-375N	12	3/8"
ME-12-500N	12	1/2"
ME-12-750N	12	3/4"
ME-15-500N	15	1/2"
ME-16-375N	16	3/8"
ME-16-500N	16	1/2"
ME-16-750N	16	3/4"
ME-18-500N	18	1/2"
ME-18-750N	18	3/4"
ME-20-500N	20	1/2"
ME-22-750N	22	3/4"
ME-22-1000N	22	1"
ME-25-750N	25	3/4"
ME-25-1000N	25	1"

Tech Sheet 20264

Male Thread, BSPT

0292	OD mm	Thread
ME-3-125RT	3	1/8"
ME-3-250RT	3	1/4"
ME-4-125RT	4	1/8"
ME-4-250RT	4	1/4"
ME-6-125RT	6	1/8"
ME-6-250RT	6	1/4"
ME-6-375RT	6	3/8"
ME-6-500RT	6	1/2"
ME-8-125RT	8	1/8"
ME-8-250RT	8	1/4"
ME-8-375RT	8	3/8"
ME-8-500RT	8	1/2"
ME-10-250RT	10	1/4"
ME-10-375RT	10	3/8"
ME-10-500RT	10	1/2"
ME-12-250RT	12	1/4"
ME-12-375RT	12	3/8"
ME-12-500RT	12	1/2"
ME-12-750RT	12	3/4"
ME-16-375RT	16	3/8"
ME-16-500RT	16	1/2"
ME-18-500RT	18	1/2"
ME-18-750RT	18	3/4"
ME-20-500RT	20	1/2"
ME-20-750RT	20	3/4"
ME-22-750RT	22	3/4"
ME-22-1000RT	22	1"
ME-25-750RT	25	3/4"
ME-25-1000RT	25	1"

Tech Sheet 20263

Female Elbows

Female Thread, NPT

0292	OD mm	Thread
FE-6-125N	6	1/8"
FE-6-250N	6	1/4"
FE-6-500N	6	1/2"
FE-8-250N	8	1/4"
FE-10-125N	10	1/8"
FE-10-250N	10	1/4"
FE-12-250N	12	1/4"
FE-12-375N	12	3/8"
FE-12-500N	12	1/2"
FE-16-500N	16	1/2"

Tech Sheet 20265

Positionable Elbows

Male Thread, BSPP

0292	OD mm	Thread
MEP-6-125PR	6	1/8"
MEP-6-250PR	6	1/4"
MEP-8-125PR	8	1/8"
MEP-8-250PR	8	1/4"
MEP-10-250PR	10	1/4"
MEP-10-375PR	10	3/8"
MEP-12-250PR	12	1/4"
MEP-12-375PR	12	3/8"
MEP-12-500PR	12	1/2"
MEP-12-750PR	12	3/4"

Tech Sheet 20265

Union Elbows

Tube x Tube

0292	OD mm
UE-3	3
UE-4	4
UE-6	6
UE-8	8
UE-10	10
UE-12	12
UE-14	14
UE-15	15
UE-16	16
UE-18	18
UE-20	20
UE-22	22
UE-25	25

Tech Sheet 20261

Union Tees

Tube x Tube

0292	OD mm
UT-3	3
UT-4	4
UT-6	6
UT-8	8
UT-10	10
UT-12	12
UT-14	14
UT-15	15
UT-16	16
UT-18	18
UT-20	20
UT-22	22
UT-25	25

Tech Sheet 20260

Union Crosses

Tube x Tube

0292	OD mm
UC-3	3
UC-6	6
UC-8	8
UC-10	10
UC-12	12
UC-16	16
UC-18	18
UC-20	20
UC-25	25

Tech Sheet 20262

316 STAINLESS STEEL TWIN FERRULE METRIC TUBE FITTINGS

stainless steel

PANAM

Weld Union, Connectors

Tube x Tube

0292	OD mm	Stem OD
MWC-3-125	3	1/8"
MWC-4-125	4	1/8"
MWC-6-125	6	1/8"
MWC-6-250	6	1/4"
MWC-8-125	8	1/8"
MWC-8-250	8	1/4"
MWC-8-500	8	1/2"
MWC-10-250	10	1/4"
MWC-10-500	10	1/2"
MWC-12-250	12	1/4"
MWC-12-375	12	3/8"
MWC-12-500	12	1/2"
MWC-14-375	14	3/8"
MWC-15-500	15	1/2"
MWC-16-500	16	1/2"
MWC-18-500	18	1/2"

Tech Sheet 20873

Port Connectors

Tube x Tube

0292	OD mm
PC-3	3
PC-6	6
PC-8	8
PC-10	10
PC-12-FT	12
PC-15-FT	15
PC-16	16
PC-18-FT	18
PC-20	20
PC-25	25

Tech Sheet 20874

Reducing Port Connectors

Tube x Tube

0292	OD mm	Stem OD mm
RPC-6-3	6	3
RPC-8-6	8	6
RPC-10-6	10	6
RPC-10-8	10	8
RPC-12-6	12	6
RPC-12-8	12	8
RPC-12-10	12	10
RPC-16-12	16	12

Tech Sheet 20875

Reducers

Tube x Tube

0292	OD mm	Stem OD mm
R-3-4	3	4
R-3-6	3	6
R-3-10	3	10
R-4-6	4	6
R-6-3	6	3
R-6-8	6	8
R-6-10	6	10
R-6-12	6	12
R-6-18	6	18
R-8-6	8	6
R-8-10	8	10
R-8-12	8	12
R-10-6	10	6
R-10-12	10	12
R-10-15	10	15
R-10-18	10	18
R-12-6	12	6
R-12-8	12	8
R-12-10	12	10
R-12-16	12	16
R-12-18	12	18
R-12-20	12	20
R-12-22	12	22
R-12-25	12	25
R-16-12	16	12
R-18-12	18	12
R-18-16	18	16
R-18-20	18	20
R-18-22	18	22
R-18-25	18	25
R-20-16	20	16
R-20-22	20	22
R-20-25	20	25
R-22-18	22	18
R-22-20	22	20
R-22-25	22	25
R-25-18	25	18
R-25-20	25	20

Tech Sheet 20258

Metric Tube x Imperial Tube

0292	OD mm	Stem OD
R-3-125	3	1/8"
R-3-250	3	1/4"
R-4-250	4	1/4"
R-6-125	6	1/8"
R-6-250	6	1/4"
R-6-312	6	5/16"
R-6-375	6	3/8"
R-6-500	6	1/2"
R-8-375	8	3/8"
R-8-500	8	1/2"
R-10-375	10	3/8"
R-10-500	10	1/2"
R-12-500	12	1/2"
R-12-750	12	3/4"
R-18-750	18	3/4"
R-25-1000	25	1"

Tech Sheet 20877

Caps

Tube

0292	OD mm
C-3	3
C-4	4
C-6	6
C-8	8
C-10	10
C-12	12
C-14	14
C-15	15
C-16	16
C-18	18
C-20	20
C-22	22
C-25	25

Tech Sheet 20259

316 STAINLESS STEEL TWIN FERRULE METRIC TUBE FITTINGS

stainless steel

PANAM

Plugs

Tube

0292	OD mm
P-3-FT	3
P-4	4
P-6-FT	6
P-8	8
P-10	10
P-12	12
P-15	15
P-16	16
P-18	18
P-20	20
P-22	22
P-25	25

Tech Sheet 20254

Nuts

Tube

0292	OD mm
N-3	3
N-4	4
N-6	6
N-8	8
N-10	10
N-12	12
N-15	15
N-16	16
N-18	18
N-20	20
N-25	25

Tech Sheet 20255

Back Ferrules

Tube

0292	OD mm
BF-3	3
BF-4	4
BF-6	6
BF-8	8
BF-10	10
BF-12	12
BF-14	14
BF-15	15
BF-16	16
BF-18	18
BF-20	20
BF-22	22
BF-25	25

Tech Sheet 20257

Front Ferrules

Tube

0292	OD mm
FF-3	3
FF-4	4
FF-6	6
FF-8	8
FF-10	10
FF-12	12
FF-14	14
FF-15	15
FF-16	16
FF-18	18
FF-20	20
FF-22	22
FF-25	25

Tech Sheet 20256

Lock Nuts

To suit Bulkheads

0292	OD mm
BLN-3	3
BLN-4	4
BLN-6	6
BLN-8	8
BLN-10-FT	10
BLN-12-FT	12
BLN-14	14
BLN-16-FT	16
BLN-18	18
BLN-20-FT	20

Tech Sheet 20883

For **Needle Valves** see pages **982-983**

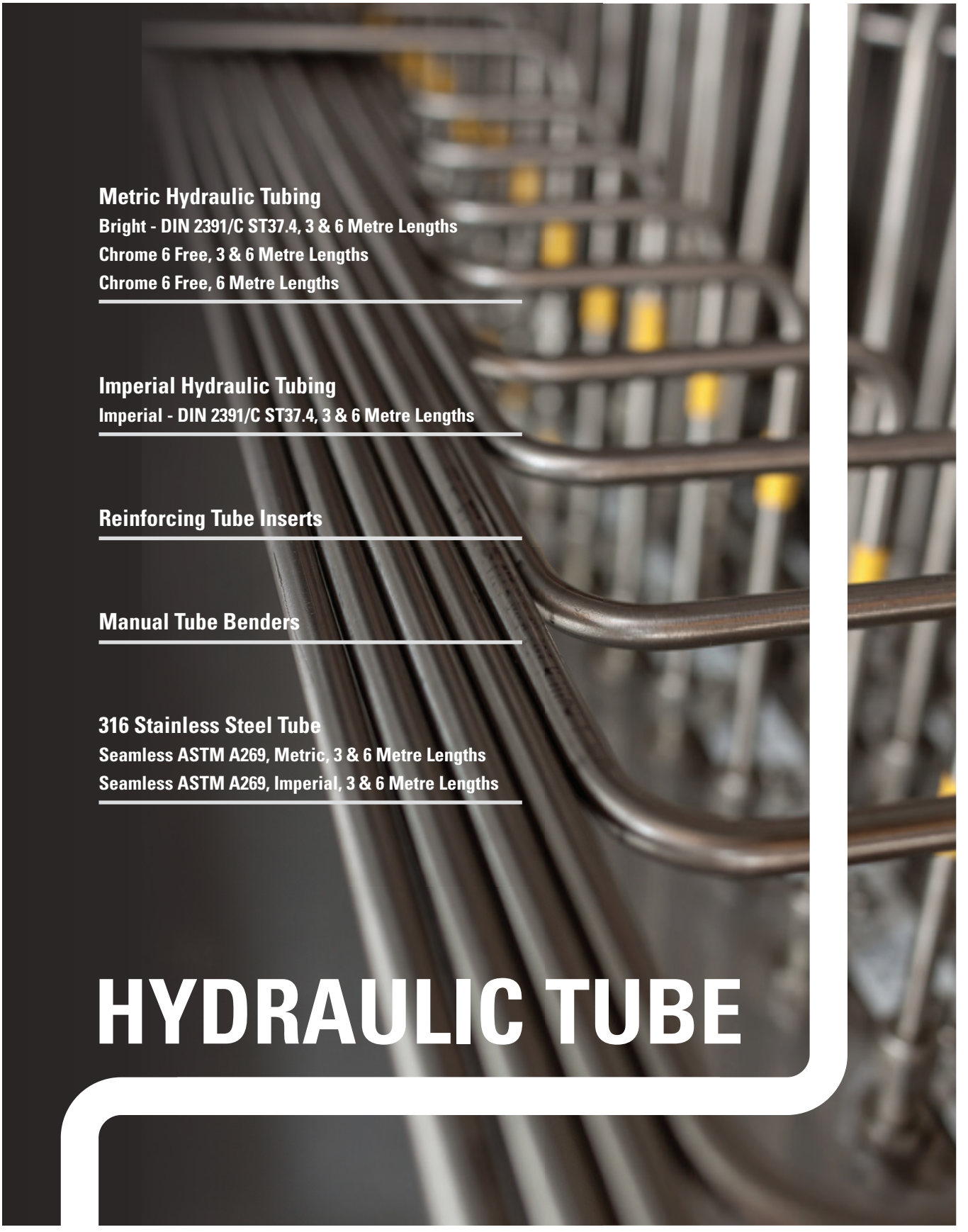

Metric Hydraulic Tubing

Bright - DIN 2391/C ST37.4, 3 & 6 Metre Lengths
Chrome 6 Free, 3 & 6 Metre Lengths
Chrome 6 Free, 6 Metre Lengths

Imperial Hydraulic Tubing

Imperial - DIN 2391/C ST37.4, 3 & 6 Metre Lengths

Reinforcing Tube Inserts

Manual Tube Benders

316 Stainless Steel Tube

Seamless ASTM A269, Metric, 3 & 6 Metre Lengths
Seamless ASTM A269, Imperial, 3 & 6 Metre Lengths

HYDRAULIC TUBE

METRIC HYDRAULIC TUBING

Hydraulic Tubing

Maximum working pressure has been determined according to DIN 2413 scope of application 1, for primarily static load at temperatures up to 120°C.

3 metre lengths next day.

6 metre lengths may take up to 3 working days to be delivered, dependant on weight and delivery address location. Additional carriage charges may apply.

For full details please contact our Business Development Team.

Minimum of 10 Lengths is advised up to 8mm to prevent damage in transit.

Bright - DIN 2391/C ST37.4, 3 Metre Lengths

0201	OD mm	Wall Thickness mm	Pressure Kg/cm²
HST4X1.0	4	1.0	624
HST6X1.0	6	1.0	365
HST6X1.5	6	1.5	624
HST6X2.0	6	2.0	989
HST8X2.0	8	2.0	624
HST12X2.5	12	2.5	485
HST14X1.5	14	1.5	217
HST14X2.0	14	2.0	303
HST16X2.5	16	2.5	337
HST18X2.0	18	2.0	226
HST18X2.5	18	2.5	300
HST20X2.5	20	2.5	259
HST20X3.0	20	3.0	321
HST20X3.5	20	3.5	388
HST22X1.5	22	1.5	132
HST22X2.0	22	2.0	181
HST25X1.5	25	1.5	115
HST25X2.0	25	2.0	157
HST25X2.5	25	2.5	201
HST25X3.0	25	3.0	257
HST28X1.5	28	1.5	102
HST28X2.5	28	2.5	177
HST28X3.0	28	3.0	217
HST30X2.5	30	2.5	164
HST30X4.0	30	4.0	279
HST35X2.0	35	2.0	109
HST35X2.5	35	2.5	139
HST35X3.0	35	3.0	169
HST35X5.0	35	5.0	303
HST38X3.0	38	3.0	155
HST38X5.0	38	5.0	275
HST42X3.0	42	3.0	139
HST42X4.0	42	4.0	190

Bright - DIN 2391/C ST37.4, 6 Metre Lengths

0201	OD mm	Wall Thickness mm	Pressure Kg/cm²
HST4X1.0-6M	4	1.0	624
HST6X1.0-6M	6	1.0	365
HST6X1.5-6M	6	1.5	624
HST6X2.0-6M	6	2.0	989
HST8X2.0-6M	8	2.0	624
HST12X2.5-6M	12	2.5	485
HST14X1.5-6M	14	1.5	217
HST14X2.0-6M	14	2.0	303
HST16X2.5-6M	16	2.5	337
HST18X2.0-6M	18	2.0	226
HST18X2.5-6M	18	2.5	300
HST20X2.5-6M	20	2.5	259
HST20X3.0-6M	20	3.0	321
HST20X3.5-6M	20	3.5	388
HST22X1.5-6M	22	1.5	132
HST22X2.0-6M	22	2.0	181
HST25X1.5-6M	25	1.5	115
HST25X2.0-6M	25	2.0	157
HST25X2.5-6M	25	2.5	201
HST25X3.0-6M	25	3.0	247
HST28X1.5-6M	28	1.5	102
HST28X2.5-6M	28	2.5	177
HST28X3.0-6M	28	3.0	217
HST30X2.5-6M	30	2.5	164
HST30X4.0-6M	30	4.0	279
HST35X2.0-6M	35	2.0	109
HST35X2.5-6M	35	2.5	139
HST35X3.0-6M	35	3	169
HST35X5.0-6M	35	5	303
HST38X3.0-6M	38	3.0	155
HST38X5.0-6M	38	5.0	275
HST42X3.0-6M	42	3.0	139
HST42X4.0-6M	42	4	190

See page 181 for chrome 6 free tube

Hydraulic Tubing

3 metre lengths next day.

6 metre lengths may take up to 3 working days to be delivered, dependant on weight and delivery address location. Additional carriage charges may apply.

For full details please contact our Business Development Team.

Minimum of 10 Lengths is advised up to 8mm to prevent damage in transit.



Chrome 6 Free, 3 Metre Lengths

0201	OD mm	Wall Thickness mm	Pressure Kg/cm²
HST4X1.0-C6F	4	1	624
HST6X1.0-C6F	6	1	365
HST6X1.5-C6F	6	1.5	624
HST6X2.0-C6F	6	2	989
HST8X1.0-C6F	8	1	259
HST8X1.5-C6F	8	1.5	423
HST8X2.0-C6F	8	2	624
HST10X1.0-C6F	10	1	201
HST10X1.5-C6F	10	1.5	321
HST10X2.0-C6F	10	2	460
HST12X1.0-C6F	12	1	164
HST12X1.5-C6F	12	1.5	259
HST12X2.0-C6F	12	2	365
HST14X1.5-C6F	14	1.5	217
HST14X2.0-C6F	14	2	303
HST15X1.5-C6F	15	1.5	201
HST15X2.0-C6F	15	2	279
HST16X1.5-C6F	16	1.5	187
HST16X2.0-C6F	16	2	259
HST16X2.5-C6F	16	2.5	337
HST16X3.0-C6F	16	3	423
HST18X1.5-C6F	18	1.5	164
HST18X2.0-C6F	18	2	226
HST18X2.5-C6F	18	2.5	300
HST20X2.0-C6F	20	2	201
HST20X2.5-C6F	20	2.5	259
HST20X3.0-C6F	20	3	321
HST20X3.5-C6F	20	3.5	388
HST20X4.0-C6F	20	4	460
HST22X1.5-C6F	22	1.5	132
HST22X2.0-C6F	22	2	181
HST22X2.5-C6F	22	2.5	232
HST25X1.5-C6F	25	1.5	115
HST25X2.0-C6F	25	2	157
HST25X2.5-C6F	25	2.5	201
HST25X3.0-C6F	25	3	247
HST25X4.0-C6F	25	4	347
HST28X1.5-C6F	28	1.5	102
HST28X2.0-C6F	28	2	139
HST28X2.5-C6F	28	2.5	177
HST28X3.0-C6F	28	3	217
HST30X2.5-C6F	30	2.5	164
HST30X3.0-C6F	30	3	201
HST30X4.0-C6F	30	4	279
HST35X2.0-C6F	35	2	109
HST35X2.5-C6F	35	2.5	139
HST35X3.0-C6F	35	3	169
HST35X5.0-C6F	35	5	303
HST38X3.0-C6F	38	3	155
HST38X4.0-C6F	38	4	213
HST42X3.0-C6F	42	3	139
HST42X4.0-C6F	42	4	190
HST50X3.0-C6F	50	3	115
HST50X5.0-C6F	50	5	201
HST50X6.0-C6F	50	6	247

Chrome 6 Free, 6 Metre Lengths

0201	OD mm	Wall Thickness mm	Pressure Kg/cm²
HST10X1.0-C6F-6M	10	1	201
HST10X1.5-C6F-6M	10	1.5	321
HST10X2.0-C6F-6M	10	2	460
HST12X1.0-C6F-6M	12	1	164
HST12X1.5-C6F-6M	12	1.5	259
HST12X2.0-C6F-6M	12	2	365
HST14X1.5-C6F-6M	14	1.5	217
HST14X2.0-C6F-6M	14	2	303
HST15X1.5-C6F-6M	15	1.5	201
HST15X2.0-C6F-6M	15	2	279
HST16X1.5-C6F-6M	16	1.5	187
HST16X2.0-C6F-6M	16	2	259
HST16X2.5-C6F-6M	16	2.5	337
HST16X3.0-C6F-6M	16	3	423
HST18X1.5-C6F-6M	18	1.5	164
HST18X2.0-C6F-6M	18	2	226
HST18X2.5-C6F-6M	18	2.5	392
HST20X2.0-C6F-6M	20	2	201
HST20X2.5-C6F-6M	20	2.5	259
HST20X3.0-C6F-6M	20	3	321
HST20X3.5-C6F-6M	20	3.5	388
HST20X4.0-C6F-6M	20	4	460
HST22X1.5-C6F-6M	22	1.5	132
HST22X2.0-C6F-6M	22	2	181
HST22X2.5-C6F-6M	22	2.5	232
HST25X1.5-C6F-6M	25	1.5	115
HST25X2.0-C6F-6M	25	2	157
HST25X2.5-C6F-6M	25	2.5	232
HST25X3.0-C6F-6M	25	3	247
HST25X4.0-C6F-6M	25	4	347
HST28X1.5-C6F-6M	28	1.5	102
HST28X2.0-C6F-6M	28	2	139
HST28X2.5-C6F-6M	28	2.5	177
HST28X3.0-C6F-6M	28	3	217
HST30X2.5-C6F-6M	30	2.5	164
HST30X3.0-C6F-6M	30	3	201
HST30X4.0-C6F-6M	30	4	279
HST35X2.0-C6F-6M	35	2	109
HST35X2.5-C6F-6M	35	2.5	139
HST35X3.0-C6F-6M	35	3	169
HST35X5.0-C6F-6M	35	5	303
HST38X3.0-C6F-6M	38	3	155
HST38X4.0-C6F-6M	38	4	213
HST42X3.0-C6F-6M	42	3	139
HST42X4.0-C6F-6M	42	4	190
HST50X3.0-C6F-6M	50	3	115
HST50X5.0-C6F-6M	50	5	201
HST50X6.0-C6F-6M	50	6	247

Chrome 6 Free, 6 Metre Lengths, Bundles of 10

0201	OD mm	Wall Thickness mm	Pressure Kg/cm²
HST4X1.0-C6F-6M	4	1	624
HST6X1.0-C6F-6M	6	1	365
HST6X1.5-C6F-6M	6	1.5	624
HST6X2.0-C6F-6M	6	2	989
HST8X1.0-C6F-6M	8	1	259
HST8X1.5-C6F-6M	8	1.5	423
HST8X2.0-C6F-6M	8	2	624

Danfoss Waltech

Hydraulic Fittings
see pages **115-136**

RSB



Hydraulic Tube Clamps
see pages **184-200**

IMPERIAL HYDRAULIC TUBING

Hydraulic Tubing

Maximum working pressure has been determined according to DIN 2413 scope of application 1, for primarily static load at temperatures up to 120°C.

3 metre lengths next day.

6 metre lengths may take up to 3 working days to be delivered, dependant on weight and delivery address location. Additional carriage charges may apply.

For full details please contact our Business Development Team.

Other gauges available on request.



Imperial - DIN 2391/C ST37.4, 3 Metre Lengths

0201	OD	SWG	Max Pressure Bar
HST1/4X16G-3M	1/4"	16	648
HST3/8X16G-3M	3/8"	16	377
HST1/2X16G-3M	1/2"	16	267
HST5/8X16G-3M	5/8"	16	207
HST3/4X16G-3M	3/4"	16	169
HST1X16G-3M	1"	16	124
HST1.1/4X16G-3M	1.1/4"	16	98
HST1.1/2X16G-3M	1.1/2"	16	81

Imperial - DIN 2391/C ST37.4, 6 Metre Lengths

0201	OD	SWG	Max Pressure Bar
HST1/4X16G-6M	1/4"	16	648
HST3/8X16G-6M	3/8"	16	377
HST1/2X16G-6M	1/2"	16	267
HST5/8X16G-6M	5/8"	16	207
HST3/4X16G-6M	3/4"	16	169
HST1X16G-6M	1"	16	124
HST1.1/4X16G-6M	1.1/4"	16	98
HST1.1/2X16G-6M	1.1/2"	16	81

IMPERIAL HYDRAULIC TUBING

Reinforcing Tube Inserts

Danfoss Waltech

For use with Thin Wall Hydraulic Steel Tube

0350	To Fit Tube Size mm	ID mm
EH4MS	6 x 1	4
EH5MS	6 x 0.5	5
EH6MS	8 x 1	6
EH7MS	10 x 1.5	7
EH8MS	10 x 1	8
EH9MS	12 x 1.5	9
EH10MS	12 x 1	10
EH12MS	14 x 1 & 15 x 1.5	12
EH13MS	15 x 1	13
EH15MS	18 x 1.5	15
EH16MS	18 x 1	16
EH18MS	20 x 1	18
EH19MS	22 x 1.5	19
EH20MS	22 x 1	20
EH24MS	28 x 2	24
EH25MS	28 x 1.5	25

Tech Sheet 1715

Manual Tube Benders

The tube bender is for use in manual vice.
The kit contains 3 bending dies.
Die 1: 6mm and 8mm tube
Die 2: 10mm tube
Die 3: 12mm tube

Tube Size Bend Radius
6mm 19.5mm
8mm 20.5mm
10mm 25.5mm
12mm 26.5mm
Tolerance +/-2mm

To suit Tube O.D. 6mm-12mm

0027
SBVO-612

The tube bender is for use in manual vice. The kit contains 6 bending dies with O.D. 6mm to 18mm, (1/8" to 3/8").
Die 1: 6mm and 8mm tube
Die 2: 10mm tube
Die 3: 12mm tube
Die 4: 14mm tube
Die 5: 16mm tube
Die 6: 18mm tube

To suit Tube O.D. 6mm-18mm

0027
SBVO-618

316 Stainless Steel Tube

3 metre lengths next day.

6 metre lengths may take up to 3 working days to be delivered, dependant on weight and delivery address location. Additional carriage charges may apply.

For full details please contact our Business Development Team.

Minimum of 10 lengths is advised up to 8mm to prevent damage in transit.

Seamless ASTM A269, Metric, 6 Metre Lengths

0214	OD mm	Wall Thickness mm	Max Pressure Bar
765-0610-6M	6	1	428
765-6X1.5-6M	6	1.5	627
765-0810-6M	8	1	321
765-8X1.5-6M	8	1.5	472
765-1013-6M	10	1	257
765-10X1.5-6M	10	1.5	385
765-12X1.5-6M	12	1.5	321
765-1515-6M	15	1.5	257
765-16X1.5-6M	16	1.5	235
765-1602-6M	16	2	321
765-20X2-6M	20	2	257
765-25X2.5-6M	25	2.5	210
765-30X3-6M	30	3	257
Tech Sheet 831			

Seamless ASTM A269, Metric, 3 Metre Lengths, Random

0214	OD mm	Wall Thickness mm	Max Pressure Bar
765-0610	6	1	428
765-6X1.5	6	1.5	627
765-6X2	6	2	942
765-0813	8	1	321
765-8X1.5	8	1.5	472
765-8X2	8	2	706
765-1013	10	1	257
765-10X1.5	10	1.5	385
765-10X2	10	2	564
765-1213	12	1	210
765-12X1.5	12	1.5	321
765-12X2	12	2	420
765-1513	15	1	200
765-15X1.5	15	1.5	257
765-15X2	15	2	376
765-16X1.5	16	1.5	235
765-16X2	16	2	321
765-18X1.5	18	1.5	235
765-18X2	18	2	314
765-20X1.5	20	1.5	212
765-20X2	20	2	257
765-20X3	20	3	424
765-22X1.5	22	1.5	193
765-22X2	22	2	256
765-25X1.5	25	1.5	169
765-25X2	25	2	226
765-25X2.5	25	2.5	210
765-25X3	25	3	339
765-28X2	28	2	201
765-30X3	30	3	257
765-35X3	35	3	242
765-42X3	42	3	201
Tech Sheet 831			

Seamless ASTM A269, Imperial, 3 Metre Lengths, Random

0214	OD	SWG	Max Pressure Bar
2020-1372	1/8"	20	718
2020-1380	1/4"	20	360
2020-1406	3/8"	20	240
2020-1414	1/2"	20	180
2020-1422	3/4"	20	120
2020-1430	1"	20	90
Tech Sheet 831			

Seamless ASTM A269, Imperial, 6 Metre Lengths, Random

0214	OD	SWG	Max Pressure Bar
2020-1372-6M	1/8"	20	750
2020-1380-6M	1/4"	20	360
2020-1406-6M	3/8"	20	240
2020-1414-6M	1/2"	20	180
2020-1422-6M	3/4"	20	120
2020-1430-6M	1"	20	90
Tech Sheet 831			

PANAM

You might also need...
Stainless Steel Fittings
see pages **165-178**

Hydraulic Tube Clamps

Our quality range of Hydraulic Tube Clamps have been manufactured to the highest specifications using quality materials and conforms to DIN 3015 and DIN 3570 Standards.

RSB clamps according to DIN 3015 are **DNV certified**

The vast range includes:

Light, heavy and double units in sizes ranging from 6mm to 168.3mm. Body materials of polypropylene, polyamide, rubber and aluminium, also with plates and bolts in steel (zinc plated) and stainless steel offering anti-corrosion and fire retardant options. U bolts, pipe saddles, steel clamps and O clamps are available.

The range is tried, tested and used extensively throughout the world's manufacturing facilities and in the mobile plant industry.

Applications:

- Hydraulics
- Construction
- Agriculture
- Mining
- OEM Machine Building
- Offshore
- Marine
- Automotive Technology
- Machine Tool
- Lubrication Systems

If you have any requirements for sizes or types of clamps not shown in the catalogue, please contact a member of our sales team.

For tubing
see pages **179-183**

RSB clamps
according to
DIN 3015 are
DNV certified
DNV

HYDRAULIC TUBE CLAMPS

Series A Light-duty Complete Clamps

Group 0

Group 1-6

Single Polypropylene Clamps with Hex Head Bolts

0162	OD mm	Group
RAPR3-006	6	0
RAPR3-006.4	6.4	0
RAPR3-008	8	0
RAPR3-009.5	9.5	0
RAPR3-010	10	0
RAPR3-012	12	0
RAPR3-106	6	1
RAPR3-106.4	6.4	1
RAPR3-108	8	1
RAPR3-109.5	9.5	1
RAPR3-110	10	1
RAPR3-112	12	1
RAPR3-212.7	12.7	2
RAPR3-213.5	13.5	2
RAPR3-214	14	2
RAPR3-215	15	2
RAPR3-216	16	2
RAPR3-217.2	17.2	2
RAPR3-218	18	2
RAPR3-319	19	3
RAPR3-320	20	3
RAPR3-321.3	21.3	3
RAPR3-322	22	3
RAPR3-323	23	3
RAPR3-325	25	3
RAPR3-426.9	26.9	4
RAPR3-428	28	4
RAPR3-430	30	4
RAPR3-532	32	5
RAPR3-533.7	33.7	5
RAPR3-535	35	5
RAPR3-538	38	5
RAPR3-540	40	5
RAPR3-542	42	5
RAPR3-644.5	44.5	6
RAPR3-645	45	6
RAPR3-648	48	6
RAPR3-650	50	6
RAPR3-650.8	50.8	6
RAPR3-652	52	6
RAPR3-655	55	6
RAPR3-657	57	6

Series B Standard-duty Complete Clamps

Double Polypropylene Clamps with Hex Head Bolts

0162	OD mm	Group
RBPR1-106	6	1
RBPR1-106.4	6.4	1
RBPR1-108	8	1
RBPR1-109.5	9.5	1
RBPR1-110	10	1
RBPR1-112	12	1
RBPR1-212.7	12.7	2
RBPR1-213.5	13.5	2
RBPR1-214	14	2
RBPR1-215	15	2
RBPR1-216	16	2
RBPR1-217.2	17.2	2
RBPR1-218	18	2
RBPR1-319	19	3
RBPR1-320	20	3
RBPR1-321.3	21.3	3
RBPR1-322	22	3
RBPR1-325	25	3
RBPR1-426.9	26.9	4
RBPR1-428	28	4
RBPR1-430	30	4
RBPR1-532	32	5
RBPR1-533.7	33.7	5
RBPR1-535	35	5
RBPR1-538	38	5
RBPR1-540	40	5
RBPR1-542	42	5

Series C Heavy-duty Complete Clamps

Single Polypropylene Clamps with Hex Head Bolts

0162	OD mm	Group
RCPR3-106	6	1
RCPR3-108	8	1
RCPR3-110	10	1
RCPR3-112	12	1
RCPR3-112.7	12.7	1
RCPR3-113.5	13.5	1
RCPR3-114	14	1
RCPR3-115	15	1
RCPR3-116	16	1
RCPR3-117.2	17.2	1
RCPR3-118	18	1
RCPR3-219	19	2
RCPR3-220	20	2
RCPR3-221.3	21.3	2
RCPR3-222	22	2
RCPR3-223	23	2
RCPR3-225	25	2
RCPR3-226.9	26.9	2
RCPR3-228	28	2
RCPR3-230	30	2
RCPR3-330	30	3
RCPR3-332	32	3
RCPR3-333.7	33.7	3
RCPR3-335	35	3
RCPR3-338	38	3
RCPR3-340	40	3
RCPR3-342	42	3
RCPR3-438	38	4
RCPR3-440	40	4
RCPR3-442	42	4
RCPR3-445	45	4
RCPR3-448.3	48.3	4
RCPR3-450	50	4
RCPR3-451	51	4
RCPR3-452	52	4
RCPR3-455	55	4
RCPR3-457	57	4
RCPR3-460.3	60.3	4
RCPR3-463	63	4
RCPR3-465	65	4
RCPR3-470	70	4
RCPR3-570	70	5
RCPR3-573	73	5
RCPR3-575	75	5
RCPR3-576.1	76.1	5
RCPR3-580	80	5
RCPR3-582.5	82.5	5
RCPR3-588.9	88.9	5
RCPR3-590	90	5
RCPR3-6101.6	101.6	6
RCPR3-6114.3	114.3	6
RCPR3-6127	127	6
RCPR3-7130	130	7
RCPR3-7140	140	7
RCPR3-7168.3	168.3	7

HYDRAULIC TUBE CLAMPS



The clamp system for vibration dampening and structure borne noise insulation. Select relevant insert for your tube size and appropriate sized body, for use with all regular plates bolts, etc.

Series A Light-duty Noise Protection Clamp Body

Supplied in pairs



Polypropylene

0162	OD mm	Group
RAPE-4	10	4
RAPE-5	10-12	5
RAPE-6	10-20	6
RAPAE-6	18-30	6
Tech Sheet 10133		

Series C Heavy-duty Noise Protection Clamp Body

Other sizes and materials available on request
Supplied in pairs

Polypropylene

0162	OD mm	Group
RCPE-2	10	2
RCPE-3	10-20	3
RCPE-4	22-35	4
RCPE-5	35-60.3	5
Tech Sheet 10133		

Noise Protection Insert

Other sizes and materials available on request

Group 2 Heavy, Group 4 Light

0162	OD mm	Group
EE-206/406	6	2/4
EE-208/408	8	2/4
EE-210/410	10	2/4
EE-212/412	12	2/4
EE-212.7/412.7	12.7	2/4
EE-214/414	14	2/4
EE-215/415	15	2/4
EE-216/416	16	2/4
EE-217.2/417.2	17.2	2/4
EE-218/418	18	2/4
EE-219/419	19	2/4
Tech Sheet 10133		

Group 3 Heavy, Group 6 Light

0162	OD mm	Group
EE-320/620	20	3/6
EE-321.3/621.3	21.3	3/6
EE-322/622	22	3/6
EE-323/623	23	3/6
EE-325/625	25	3/6
EE-326.9/626.9	26.9	3/6
EE-328/628	28	3/6
EE-330/630	30	3/6
EE-332/632	32	3/6
Tech Sheet 10133		

Group 4 Heavy

0162	OD mm	Group
EE-432	32	4
EE-433.7	33.7	4
EE-435	35	4
EE-438	38	4
EE-440	40	4
EE-442	42	4
EE-445	45	4
EE-448	48	4
EE-451	51	4
EE-453.4	53.4	4
EE-456.4	56.4	4
Tech Sheet 10133		

Noise Protection & Anti-vibration Inserts

Group 2 Heavy, Group 4 Light

0162	OD mm	Group
EFA-410/210	10	2/4
Tech Sheet 10133		

Group 3 Heavy, Group 6 Light

0162	OD mm	Group
EFA-610/310	10	3/6
EFA-612/312	12	3/6
EFA-615/315	15	3/6
EFA-618/318	18	3/6
EFA-620/320	20	3/6
Tech Sheet 10133		

Group 4 Heavy

0162	OD mm	Group
EFA-422	22	4
EFA-425	25	4
EFA-428	28	4
EFA-430	30	4
EFA-435	35	4
Tech Sheet 10133		

Group 5 Light

0162	OD mm	Group
EFA-510	10	5
EFA-512	12	5
EFA-515	15	5
Tech Sheet 10133		

Group 5 Heavy

0162	OD mm	Group
EFA-535	35	5
EFA-538	38	5
EFA-542	42	5
EFA-548.3	48.3	5
EFA-560.3	60.3	5
Tech Sheet 10133		

Group 6 Light

0162	OD mm	Group
EFA-618	18	6
EFA-620	20	6
EFA-622	22	6
EFA-625	25	6
EFA-628	28	6
EFA-630	30	6
Tech Sheet 10133		

HYDRAULIC TUBE CLAMPS

We have simplified the selection of this clamp range by making it self selection.

Select in the following order.

1. Clamp body by material, series, group and tube size.
2. Weld plate by series and group.
3. Top plate by series and group (not required with slotted head and socket head bolts as they countersink into body).
4. Bolts by series and group.

As a regular feature of Series A and B clamps, screws, rail nuts and cover plates are zinc coated, welding plates phosphatized and support rails uncoated.

As a regular feature of Series C clamps, all steel parts are uncoated.

Please order the **same series** to make complete clamp, i.e. **Series A** clamp, **Series A** top plate and **Series A** bottom plate and **Series A** screws or bolts.

High Pressure Tube Couplings
see pages **138-140**

Series A Light-duty Clamp Halves

Supplied in pairs

Single Polypropylene

0162	OD mm	Group
RAPR-006	6	0
RAPR-006.4	6.4	0
RAPR-008	8	0
RAPR-009.5	9.5	0
RAPR-010	10	0
RAPR-012	12	0
RAPR-106	6	1
RAPR-106.4	6.4	1
RAPR-108	8	1
RAPR-109.5	9.5	1
RAPR-110	10	1
RAPR-112	12	1
RAPR-212.7	12.7	2
RAPR-213.5	13.5	2
RAPR-214	14	2
RAPR-215	15	2
RAPR-216	16	2
RAPR-217.2	17.2	2
RAPR-218	18	2
RAPR-319	19	3
RAPR-320	20	3
RAPR-321.3	21.3	3
RAPR-322	22	3
RAPR-323	23	3
RAPR-325	25	3
RAPR-426.9	26.9	4
RAPR-428	28	4
RAPR-430	30	4
RAPR-532	32	5
RAPR-533.7	33.7	5
RAPR-535	35	5
RAPR-538	38	5
RAPR-540	40	5
RAPR-542	42	5
RAPR-644.5	44.5	6
RAPR-645	45	6
RAPR-648	48	6
RAPR-650	50	6
RAPR-650.8	50.8	6
RAPR-652	52	6
RAPR-655	55	6
RAPR-657	57	6
Tech Sheet 811		

Supplied in pairs



Single Polypropylene Inside Smooth

0162	OD mm	Group
RAPG-106	6	1
RAPG-106.4	6.4	1
RAPG-108	8	1
RAPG-109.5	9.5	1
RAPG-110	10	1
RAPG-112	12	1
RAPG-212.7	12.7	2
RAPG-213.5	13.5	2
RAPG-214	14	2
RAPG-215	15	2
RAPG-216	16	2
RAPG-217.2	17.2	2
RAPG-218	18	2
RAPG-319	19	3
RAPG-320	20	3
RAPG-321.3	21.3	3
RAPG-322	22	3
RAPG-323	23	3
RAPG-325	25	3
RAPG-426.9	26.9	4
RAPG-428	28	4
RAPG-430	30	4
RAPG-532	32	5
RAPG-533.7	33.7	5
RAPG-535	35	5
RAPG-538	38	5
RAPG-540	40	5
RAPG-542	42	5
RAPG-644.5	44.5	6
RAPG-645	45	6
RAPG-648	48	6
RAPG-650	50	6
RAPG-650.8	50.8	6
RAPG-652	52	6
RAPG-655	55	6
RAPG-657	57	6
Tech Sheet 811		

HYDRAULIC TUBE CLAMPS

Series A Light-duty Clamp Halves

Supplied in pairs

Single Polyamide 6 Inside Smooth

0162	OD mm	Group
RANG-106	6	1
RANG-106.4	6.4	1
RANG-108	8	1
RANG-109.5	9.5	1
RANG-110	10	1
RANG-112	12	1
RANG-212.7	12.7	2
RANG-213.5	13.5	2
RANG-214	14	2
RANG-215	15	2
RANG-216	16	2
RANG-217.2	17.2	2
RANG-218	18	2
RANG-319	19	3
RANG-320	20	3
RANG-321.3	21.3	3
RANG-322	22	3
RANG-323	23	3
RANG-325	25	3
RANG-426.9	26.9	4
RANG-428	28	4
RANG-430	30	4
RANG-532	32	5
RANG-533.7	33.7	5
RANG-535	35	5
RANG-538	38	5
RANG-540	40	5
RANG-542	42	5
RANG-644.5	44.5	6
RANG-645	45	6
RANG-648	48	6
RANG-650	50	6
RANG-650.8	50.8	6
RANG-652	52	6
RANG-655	55	6
RANG-657	57	6
Tech Sheet 811		

Supplied in pairs

Single Rubber

0162	OD mm	Group
RAVG-106	6	1
RAVG-108	8	1
RAVG-109.5	9.5	1
RAVG-110	10	1
RAVG-112	12	1
RAVG-212.7	12.7	2
RAVG-213.5	13.5	2
RAVG-214	14	2
RAVG-215	15	2
RAVG-216	16	2
RAVG-217.2	17.2	2
RAVG-218	18	2
RAVG-319	19	3
RAVG-320	20	3
RAVG-321.3	21.3	3
RAVG-322	22	3
RAVG-323	23	3
RAVG-325	25	3
RAVG-426.9	26.9	4
RAVG-428	28	4
RAVG-430	30	4
RAVG-532	32	5
RAVG-533.7	33.7	5
RAVG-535	35	5
RAVG-538	38	5
RAVG-540	40	5
RAVG-542	42	5
RAVG-644.5	44.5	6
RAVG-645	45	6
RAVG-648	48	6
RAVG-650	50	6
RAVG-650.8	50.8	6
RAVG-652	52	6
RAVG-655	55	6
RAVG-657	57	6
Tech Sheet 811		

Supplied in pairs

Single Polyamide 6 (Fire Retardant)

0162	OD mm	Group
RANR-006	6	0
RANR-008	8	0
RANR-009.5	9.5	0
RANR-012	12	0
RANR-106	6	1
RANR-106.4	6.4	1
RANR-110	10	1
RANR-112	12	1
RANR-212.7	12.7	2
RANR-214	14	2
RANR-215	15	2
RANR-216	16	2
RANR-217.2	17.2	2
RANR-218	18	2
RANR-320	20	3
RANR-321.3	21.3	3
RANR-325	25	3
RANR-426.9	26.9	4
RANR-532	32	5
RANR-533.7	33.7	5
RANR-538	38	5
RANR-540	40	5
RANR-542	42	5
RANR-644.5	44.5	6
RANR-650.8	50.8	6
Tech Sheet 811		

Supplied in pairs

Single Aluminium

0162	OD mm	Group
RAAR-106	6	1
RAAR-106.4	6.4	1
RAAR-108	8	1
RAAR-109.5	9.5	1
RAAR-110	10	1
RAAR-112	12	1
RAAR-212.7	12.7	2
RAAR-213.5	13.5	2
RAAR-214	14	2
RAAR-215	15	2

0162	OD mm	Group
RAAR-216	16	2
RAAR-217.2	17.2	2
RAAR-218	18	2
RAAR-319	19	3
RAAR-320	20	3
RAAR-321.3	21.3	3
RAAR-322	22	3
RAAR-323	23	3
RAAR-325	25	3
RAAR-426.9	26.9	4

0162	OD mm	Group
RAAR-430	30	4
RAAR-532	32	5
RAAR-533.7	33.7	5
RAAR-535	35	5
RAAR-538	38	5
RAAR-540	40	5
RAAR-542	42	5
RAAR-648	48	6
RAAR-650	50	6
Tech Sheet 811		

HYDRAULIC TUBE CLAMPS

Tube Identification System

Tube labelling/identification system
Complete with plastic cover and galvanised steel strap.

Universal Holder

0162	To Suit
UNH	Up to 2.1/2" OD

Tube labelling/identification system
Complete with plastic cover and 100mm welding pin.

Welding Holder

0162	To Suit
SWH	100mm Welding Pin

Clamping Rails



Series A, B & C, Steel

0162	Series	Length Metres	Depth mm
TS11-A/B1	A & B	1	11
TS11-A/B2	A & B	2	11
TS14-A/B1	A & B	1	14
TS14-A/B2	A & B	2	14
TS-C1	C	1	22
TS-C2	C	2	22
Tech Sheet 1640			



Series A, B & C, Stainless Steel

stainless steel

0162	Series	Length Metres	Depth mm
TS11-A/B1-SS	A & B	1	11
TS11-A/B2-SS	A & B	2	11
TS14-A/B1-SS	A & B	1	14
TS14-A/B2-SS	A & B	2	14
TS-C1-SS	C	1	22
TS-C2-SS	C	2	22
Tech Sheet 1640			

Clamping Nuts

Series A, B & C, Chromium VI-Free

0162	Group	Series
TM-A	All A & B1	A & B1
TM-B2	2-5	B
TM-C1	1-3	C
TM-C4	4	C
Tech Sheet 1640		

Series A, B & C, Stainless Steel

stainless steel

0162	Group	Series
TM-A/B1	All A & B1	A & B1
TM-B2-SS	2-5	B
TM-C1-SS	1-3	B
TM-C4-SS	4	C
Tech Sheet 1640		

Special Clamps

Fixing Clamps for 40 x 40mm square cased sensors built to EN 50 025 and 50 037.
The sensors can be adjusted axially and laterally when mounted on support rails.
Accessory materials are Series A, Group 5.

Series A Sensor Clamps

0162	Material
RAPS-540	Polypropylene
RANS-540	Polyamide 6
Tech Sheet 814	

You might also need a
RIDGID® StrutSlayr
see page **1744**

HYDRAULIC TUBE CLAMPS

Series A Weld Plates

Short Weld Plate, Stainless Steel

stainless steel

0162	Group
APK-A0-SS	0
APK-A1-SS	1
APK-A2-SS	2
APK-A3-SS	3
APK-A4-SS	4
APK-A5-SS	5
APK-A6-SS	6
APK-A7-SS	7
APK-A8-SS	8
Tech Sheet 811	

Short Weld Plate, Steel

0162	Group
APK-A0	0
APK-A1	1
APK-A2	2
APK-A3	3
APK-A4	4
APK-A5	5
APK-A6	6
Tech Sheet 811	

Multiple Weld Plate, Steel

0162	Group	Centres mm
APR-A0	0	-
APR-A1	1	20
APRL-A1	1	20
APR-A2	2	26
APRL-A2	2	26
APR-A3	3	33
APRL-A3	3	33
APR-A4	4	40
APR-A5	5	52
APR-A6	6	66
Tech Sheet 812		

Weld/Screw Plate, Steel

0162	Group
APL-A0	0
APL-A1	1
APL-A2	2
APL-A3	3
APL-A4	4
APL-A5	5
APL-A6	6
Tech Sheet 812	

Weld/Screw Plate, Stainless Steel

stainless steel

0162	Group
APL-A1-SS	1
APL-A2-SS	2
APL-A3-SS	3
APL-A4-SS	4
APL-A5-SS	5
APL-A6-SS	6
Tech Sheet 812	

Twin Weld Plate, Steel

0162	Group	Centres mm
APD-A0	0	-
APD-A1	1	20
APDL-A1	1	20
APD-A2	2	26
APDL-A2	2	26
APD-A3	3	33
APDL-A3	3	33
APD-A5	5	52
APD-A6	6	66
Tech Sheet 812		

You might also need
Hydraulic Tubing
see pages **179-183**

Series A Cover Plates

Single, Steel

0162	Group
DP-A0	0
DP-A1	1
DP-A2	2
DP-A3	3
DP-A4	4
DP-A5	5
DP-A6	6
Tech Sheet 813	

Single, Stainless Steel

stainless steel

0162	Group
DP-A0-SS	0
DP-A1-SS	1
DP-A2-SS	2
DP-A3-SS	3
DP-A4-SS	4
DP-A5-SS	5
DP-A6-SS	6
DP-A7-SS	7
DP-A8-SS	8
Tech Sheet 813	

Series A Locking Plates

Steel

0162	Group
SBR-A	0-6
Tech Sheet 1391	

Stainless Steel

stainless steel

0162	Group
SBR-A-SS	0-6
Tech Sheet 1391	

Danfoss Waltech



You might also need
Hydraulic Fittings
see pages **115-135**

HYDRAULIC TUBE CLAMPS

Series A Fixing Bolts

Slotted Head, Steel

0162	Group
SL-A0/A1	0 & 1
SL-A2	2
SL-A3	3
SL-A4	4
SL-A5	5
SL-A6	6
Tech Sheet 813	

Socket Head, Steel

0162	Group
IS-A0/A1	0 & 1
IS-A2	2
IS-A3	3
IS-A4	4
IS-A5	5
IS-A6	6
Tech Sheet 813	

Stacking Head, Steel

0162	Group
AS-A0/A1	0 & 1
AS-A2	2
AS-A3	3
AS-A4	4
AS-A5	5
AS-A6	6
Tech Sheet 1391	

Stacking Head, Stainless Steel

stainless steel

0162	Group
AS-A0/A1-SS	0 & 1
AS-A2-SS	2
AS-A3-SS	3
AS-A4-SS	4
AS-A5-SS	5
AS-A6-SS	6
Tech Sheet 1391	

Hexagon Head, Steel

0162	Group
SSL-A0/A1	0 & 1
SSL-A2	2
SSL-A3	3
SSL-A4	4
SSL-A5	5
SSL-A6	6
SSL-A7	7
Tech Sheet 813	

Hexagon Head, Stainless Steel

stainless steel

0162	Group
SSL-A0/A1-SS	0 & 1
SSL-A2-SS	2
SSL-A3-SS	3
SSL-A4-SS	4
SSL-A5-SS	5
SSL-A6-SS	6
Tech Sheet 813	

Visitec Clamping Nuts, Light Series

The rail nut with loss protection.

The larger flange area prevents the rail nut falling int the rail during installation which is a problem inherent to the traditional design. The new design has a vibration and sound installation function.

The rubber cap has an integrated screw locking device. Fast and easy to install, easy to adjust, especially for vertical installations.

Advantages:

- Vibration and sound insulating function
- Designed especially for vertical installations
- Fast and easy to install
- 40% time savings for installers

Series A, Chromium VI-Free

0162	Group	Series
TM-A/B1VISITEC	All A & B1	A & B1
Tech Sheet 1981		

Series A, Stainless Steel

stainless steel

0162	Group	Series
TM-A/B1SSVISITEC	All A & B1	A & B1
Tech Sheet 1981		

Locking Washers

Series A & B

0162	Group
US-A	1
US-B2	2-5
Tech Sheet 1391	

HYDRAULIC TUBE CLAMPS

Please order the same series to make complete clamp, i.e. **Series B** clamp and **Series B** top plate and **Series B** bottom plate and **Series B** screws or bolts.

Series B Clamp Halves

Supplied in pairs



Double Polypropylene

0162	OD mm	Group
RBPR-106	6	1
RBPR-106.4	6.4	1
RBPR-108	8	1
RBPR-109.5	9.5	1
RBPR-110	10	1
RBPR-112	12	1
RBPR-212.7	12.7	2
RBPR-213.5	13.5	2
RBPR-214	14	2
RBPR-215	15	2
RBPR-216	16	2
RBPR-217.2	17.2	2
RBPR-218	18	2
RBPR-319	19	3
RBPR-320	20	3
RBPR-321.3	21.3	3
RBPR-322	22	3
RBPR-325	25	3
RBPR-426.9	26.9	4
RBPR-428	28	4
RBPR-430	30	4
RBPR-532	32	5
RBPR-533.7	33.7	5
RBPR-535	35	5
RBPR-538	38	5
RBPR-540	40	5
RBPR-542	42	5
Tech Sheet 1641		

Supplied in pairs



Double Polypropylene Inside Smooth

0162	OD mm	Group
RBPG-106	6	1
RBPG-106.4	6.4	1
RBPG-108	8	1
RBPG-109.5	9.5	1
RBPG-110	10	1
RBPG-112	12	1
RBPG-212.7	12.7	2
RBPG-213.5	13.5	2
RBPG-214	14	2
RBPG-215	15	2
RBPG-216	16	2
RBPG-217.2	17.2	2
RBPG-218	18	2
RBPG-319	19	3
RBPG-320	20	3
RBPG-321.3	21.3	3
RBPG-322	22	3
RBPG-325	25	3
RBPG-426.9	26.9	3
RBPG-428	28	4
RBPG-430	30	4
RBPG-532	32	4
RBPG-533.7	33.7	5
RBPG-535	35	5
RBPG-538	38	5
RBPG-540	40	5
RBPG-542	42	5
Tech Sheet 1641		

Supplied in pairs

Double Polyamide 6 (Fire Retardant)

0162	OD mm	Group
RBNR-106.4	6.4	1
RBNR-109.5	9.5	1
RBNR-212.7	12.7	2
RBNR-213.5	13.5	2
RBNR-214	14	2
RBNR-215	15	2
RBNR-218	18	2
RBNR-320	20	3
RBNR-322	22	3
RBNR-325	25	3
RBNR-428	28	4
RBNR-533.7	33.7	5
RBNR-535	35	5
Tech Sheet 1641		

Supplied in pairs

Double Polyamide 6 Inside Smooth

0162	OD mm	Group
RBNG-106	6	1
RBNG-106.4	6.4	1
RBNG-108	8	1
RBNG-109.5	9.5	1
RBNG-110	10	1
RBNG-112	12	1
RBNG-212.7	12.7	2
RBNG-213.5	13.5	2
RBNG-214	14	2
RBNG-215	15	2
RBNG-216	16	2
RBNG-217.2	17.2	2
RBNG-218	18	2
RBNG-319	19	3
RBNG-320	20	3
RBNG-321.3	21.3	3
RBNG-322	22	3
RBNG-325	25	3
RBNG-426.9	26.9	3
RBNG-428	28	4
RBNG-430	30	4
RBNG-532	32	4
RBNG-533.7	33.7	5
RBNG-535	35	5
RBNG-538	38	5
RBNG-542	42	5
Tech Sheet 1641		

You might also need
Hydraulic Tubing
see pages **179-183**



You might also need
Hydraulic Fittings
see pages **115-135**

HYDRAULIC TUBE CLAMPS

Series B Clamp Halves

Supplied in pairs

Double Rubber

0162	OD mm	Group
RBVG-106	6	1
RBVG-106.4	6.4	1
RBVG-108	8	1
RBVG-109.5	9.5	1
RBVG-110	10	1
RBVG-112	12	1
RBVG-212.7	12.7	2
RBVG-213.5	13.5	2
RBVG-214	14	2
RBVG-215	15	2
RBVG-216	16	2
RBVG-217.2	17.2	2
RBVG-218	18	2
RBVG-319	19	3
RBVG-320	20	3
RBVG-321.3	21.3	3
RBVG-322	22	3
RBVG-325	25	3
RBVG-426.9	26.9	4
RBVG-428	28	4
RBVG-430	30	4
RBVG-532	32	5
RBVG-533.7	33.7	5
RBVG-535	35	5
RBVG-538	38	5
RBVG-542	42	5

Tech Sheet 1641

Series B Weld Plates



Short Weld Plate, Steel

0162	Group
AP-B1	1
AP-B2	2
AP-B3	3
AP-B4	4
AP-B5	5

Tech Sheet 1641

Short Weld Plate, Stainless Steel

stainless steel

0162	Group
AP-B1-SS	1
AP-B2-SS	2
AP-B3-SS	3
AP-B4-SS	4
AP-B5-SS	5

Tech Sheet 1641

For illustration purposes only

Multiple Weld Plate, Steel

0162	Group	Centres mm
APR-B1	1	40
APR-B2	2	58
APR-B3	3	72
APR-B4	4	90
APR-B5	5	112

Tech Sheet 1642

Series B Cover Plates



Double, Steel

0162	Group
DP-B1	1
DP-B2	2
DP-B3	3
DP-B4	4
DP-B5	5

Tech Sheet 1643

Double, Stainless Steel

stainless steel

0162	Group
DP-B1-SS	1
DP-B2-SS	2
DP-B3-SS	3
DP-B4-SS	4
DP-B5-SS	5

Tech Sheet 1643

Series B Locking Plates



Steel

0162	Group
SB-B1	1
SB-B2	2-5

Tech Sheet 1644

Series B Fixing Bolts

Socket Head, Steel

0162	Group
IS-B1	1
IS-B2	2
IS-B3	3
IS-B5	5

Tech Sheet 1644

Stacking Head, Steel

0162	Group
AS-B1	1
AS-B2	2
AS-B3	3
AS-B4	4
AS-B5	5

Tech Sheet 1644

Stacking Head, Stainless Steel

stainless steel

0162	Group
AS-B1-SS	1
AS-B2-SS	2
AS-B3-SS	3
AS-B4-SS	4
AS-B5-SS	5

Tech Sheet 1644

Hexagon Head, Steel

0162	Group
SS-B1	1
SS-B2	2
SS-B3	3
SS-B4	4
SS-B5	5

Tech Sheet 1643

Hexagon Head, Stainless Steel

stainless steel

0162	Group
SS-B1-SS	1
SS-B2-SS	2
SS-B3-SS	3

Tech Sheet 1643

HYDRAULIC TUBE CLAMPS

Series C Heavy-duty Clamp Halves

Supplied in pairs



Single Polypropylene

0162	OD mm	Group
RCPR-106	6	1
RCPR-108	8	1
RCPR-110	10	1
RCPR-112	12	1
RCPR-112.7	12.7	1
RCPR-113.5	13.5	1
RCPR-114	14	1
RCPR-115	15	1
RCPR-116	16	1
RCPR-117.2	17.2	1
RCPR-118	18	1
RCPR-219	19	2
RCPR-220	20	2
RCPR-221.3	21.3	2
RCPR-222	22	2
RCPR-223	23	2
RCPR-225	25	2
RCPR-226.9	26.9	2
RCPR-228	28	2
RCPR-230	30	2
RCPR-330	30	3
RCPR-332	32	3
RCPR-333.7	33.7	3
RCPR-335	35	3
RCPR-338	38	3
RCPR-340	40	3
RCPR-342	42	3
RCPR-438	38	4
RCPR-440	40	4
RCPR-442	42	4
RCPR-445	45	4
RCPR-448.3	48.3	4
RCPR-450	50	4
RCPR-451	51	4
RCPR-452	52	4
RCPR-455	55	4
RCPR-457	57	4
RCPR-460.3	60.3	4
RCPR-463	63	4
RCPR-465	65	4
RCPR-470	70	4
RCPR-570	70	5
RCPR-573	73	5
RCPR-575	75	5
RCPR-576.1	76.1	5
RCPR-580	80	5
RCPR-582.5	82.5	5
RCPR-588.9	88.9	5
RCPR-590	90	5
RCPR-6101.6	101.6	6
RCPR-6114.3	114.3	6
RCPR-6127	127	6
RCPR-7130	130	7
RCPR-7140	140	7
RCPR-7168.3	168.3	7
Tech Sheet 1645		

Supplied in pairs

Single Polyamide 6 (Fire Retardant)

0162	OD mm	Group
RCNR-106	6	1
RCNR-108	8	1
RCNR-110	10	1
RCNR-112	12	1
RCNR-112.7	12.7	1
RCNR-113.5	13.5	1
RCNR-114	14	1
RCNR-115	15	1
RCNR-116	16	1
RCNR-117.2	17.2	1
RCNR-118	18	1
RCNR-220	20	2
RCNR-221.3	21.3	2
RCNR-222	22	2
RCNR-223	23	2
RCNR-225	25	2
RCNR-226.9	26.9	2
RCNR-228	28	2
RCNR-230	30	2
RCNR-330	30	3
RCNR-332	32	3
RCNR-333.7	33.7	3
RCNR-335	35	3
RCNR-338	38	3
RCNR-340	40	3
RCNR-342	42	3
RCNR-438	38	4
RCNR-440	40	4
RCNR-442	42	4
RCNR-445	45	4
RCNR-448.3	48.3	4
RCNR-450	50	4
RCNR-451	51	4
RCNR-452	52	4
RCNR-455	55	4
RCNR-457	57	4
RCNR-460.3	60.3	4
RCNR-463	63	4
RCNR-465	65	4
RCNR-470	70	4
RCNR-570	70	5
RCNR-573	73	5
RCNR-575	75	5
RCNR-576.1	76.1	5
RCNR-580	80	5
RCNR-582.5	82.5	5
RCNR-588.9	88.9	5
RCNR-590	90	5
Tech Sheet 1645		

Supplied in pairs

Single Aluminium

0162	OD mm	Group
RCAR-110	10	1
RCAR-220	20	2
RCAR-221.3	21.3	2
RCAR-222	22	2
RCAR-226.9	26.9	2
RCAR-230	30	2
RCAR-330	30	3
RCAR-332	32	3
RCAR-333.7	33.7	3
RCAR-338	38	3
RCAR-340	40	3
RCAR-448.3	48.3	4
RCAR-450	50	4
RCAR-455	55	4
RCAR-460.3	60.3	4
RCAR-470	70	4
Tech Sheet 1645		

Please order the same series to make complete clamp, i.e. Series C Clamp & Series C Top Plate & Series C Bottom Plate & Series C Screws or Bolts.

HYDRAULIC TUBE CLAMPS

Series C Heavy-duty Clamp Halves

Supplied in pairs



Single Polypropylene Inside Smooth

0162	OD mm	Group
RCPG-106	6	1
RCPG-108	8	1
RCPG-110	10	1
RCPG-112	12	1
RCPG-112.7	12.7	1
RCPG-114	14	1
RCPG-115	15	1
RCPG-116	16	1
RCPG-117.2	17.2	1
RCPG-118	18	1
RCPG-219	19	2
RCPG-220	20	2
RCPG-221.3	21.3	2
RCPG-222	22	2
RCPG-225	25	2
RCPG-226.9	26.9	2
RCPG-230	30	2
RCPG-330	30	3
RCPG-332	32	3
RCPG-333.7	33.7	3
RCPG-335	35	3
RCPG-338	38	3
RCPG-340	40	3
RCPG-342	42	3

0162	OD mm	Group
RCPG-438	38	4
RCPG-440	40	4
RCPG-442	42	4
RCPG-445	45	4
RCPG-448.3	48.3	4
RCPG-450	50	4
RCPG-452	52	4
RCPG-455	55	4
RCPG-457	57	4
RCPG-460.3	60.3	4
RCPG-465	65	4
RCPG-470	70	4
RCPG-560.3	60.3	5
RCPG-573	73	5
RCPG-576.1	76.1	5
RCPG-580	80	5
RCPG-588.9	88.9	5
RCPG-6100	100	6
RCPG-6101.6	101.6	6
RCPG-6114.3	114.3	6
RCPG-7108	108	7
RCPG-7168.3	168.3	7
RCPG-8168.3	168.3	8
	Tech Sheet 1645	

You might also need
Hydraulic Ball Valves
see pages **238-240**



HYDRAULIC TUBE CLAMPS

Series C Weld Plates

Short Weld Plate, Steel

0162	Group
AP-C1	1
AP-C2	2
AP-C3	3
AP-C4	4
AP-C5	5
AP-C6	6
AP-C7	7
Tech Sheet 1646	

Short Weld Plate, Stainless Steel

stainless steel

0162	Group
AP-C1-SS	1
AP-C2-SS	2
AP-C3-SS	3
AP-C4-SS	4
AP-C5-SS	5
AP-C6-SS	6
AP-C7-SS	7
AP-C8-SS	8
Tech Sheet 1646	

Weld/Screw Plate, Steel

0162	Group
APL-C1	1
APL-C2	2
APL-C3	3
APL-C4	4
APL-C5	5
Tech Sheet 1646	

Short Double Weld Plate, Steel

0162	Group
APD-C1	1
APD-C2	2
APD-C3	3
APD-C5	5
Tech Sheet 1646	

Series C Cover Plates

Single, Steel

0162	Group
DP-C1	1
DP-C2	2
DP-C3	3
DP-C4	4
DP-C5	5
DP-C6	6
DP-C7	7
Tech Sheet 1647	

Single, Stainless Steel

stainless steel

0162	Group
DP-C1-SS	1
DP-C2-SS	2
DP-C3-SS	3
DP-C4-SS	4
DP-C5-SS	5
DP-C6-SS	6
DP-C7-SS	7
DP-C8-SS	8
Tech Sheet 1647	

Double, Steel

0162	Group
DPD-C1	1
DPD-C2	2
DPD-C3	3
DPD-C4	4
DPD-C5	5
Tech Sheet 1647	

Series C Locking Plates



Steel

0162	Group
SP-C1	1
SP-C2	2
SP-C3	3
SP-C4	4
SP-C5	5
Tech Sheet 1648	

Stainless Steel

stainless steel

0162	Group
SP-C1-SS	1
SP-C2-SS	2
SP-C3-SS	3
SP-C4-SS	4
SP-C5-SS	5
SP-C6-SS	6
SP-C7-SS	7
SP-C8-SS	8
Tech Sheet 1648	

Series C Fixing Bolts

Socket Head, Steel

0162	Group
IS-C1	1
IS-C2	2
IS-C3	3
IS-C4	4
IS-C5	5
Tech Sheet 1648	

Stacking Head, Steel

0162	Group
AS-C1	1
AS-C2	2
AS-C3	3
AS-C4	4
AS-C5	5
Tech Sheet 1648	

Stacking Head, Stainless Steel

stainless steel

0162	Group
AS-C1-SS	1
AS-C2-SS	2
AS-C3-SS	3
AS-C4-SS	4
Tech Sheet 1648	

Hexagon Head, Steel

0162	Group
SS-C1	1
SS-C2	2
SS-C3	3
SS-C4	4
SS-C5	5
SS-C6	6
SS-C7	7
Tech Sheet 1647	

Hexagon Head, Stainless Steel

stainless steel

0162	Group
SS-C1-SS	1
SS-C2-SS	2
SS-C3-SS	3
SS-C4-SS	4
SS-C5-SS	5
Tech Sheet 1647	

HYDRAULIC TUBE CLAMPS

U-Bolt Clamps

DIN 3570

2 Nuts Steel Clamps

0162	Size mm
RUBS-15/24	15-24
RUBS-20/30	20-30
RUBS-25/38	25-38
RUBS-32/46	32-46
RUBS-40/52	40-52
RUBS-50/64	50-64
RUBS-65/82	65-82
RUBS-80/94	80-94
RUBS-100/120	100-120
RUBS-125/148	125-148
RUBS-150/176	150-176
Tech Sheet 1650	

DIN 3570 **Bolts:** Zinc Plated

2 Nuts Zinc Plated Steel Clamps

0162	Size mm
RUBZ-15/24	15-24
RUBZ-20/30	20-30
RUBZ-25/38	25-38
RUBZ-32/46	32-46
RUBZ-40/52	40-52
RUBZ-50/64	50-64
RUBZ-65/82	65-82
RUBZ-80/94	80-94
RUBZ-100/120	100-120
RUBZ-150/176	150-176
RUBZ-175/202	175-202
RUBZ-250/282	250-282
Tech Sheet 1650	

4 Nuts Steel Clamps

0162	Size mm
RUBLS-15/24	15-24
RUBLS-20/30	20-30
RUBLS-25/38	25-38
RUBLS-32/46	32-46
RUBLS-50/64	50-64
RUBLS-65/82	65-82
RUBLS-80/94	80-94
RUBLS-100/120	100-120
RUBLS-125/148	125-148
Tech Sheet 1650	

Bolts: Zinc Plated

4 Nuts Zinc Plated Steel Clamps

0162	Size mm
RUBLZ-20/30	20-30
RUBLZ-32/46	32-46
RUBLZ-50/64	50-64
RUBLZ-65/82	65-82
RUBLZ-80/94	80-94
RUBLZ-100/120	100-120
RUBLZ-125/148	125-148
Tech Sheet 1650	

Pipe Saddles

Long Polypropylene

0162	Size mm
KUPL-15/17.2	15-17.2
KUPL-15/21.3	15-21.3
KUPL-20/25	20-25
KUPL-20/26.9	20-26.9
KUPL-25/30	25-30
KUPL-25/33.7	25-33.7
KUPL-32/38	32-38
KUPL-32/42.4	32-42.4
KUPL-40/44.5	40-44.5
KUPL-40/48.3	40-48.3
KUPL-50/57	50-57
KUPL-50/60.3	50-60.3
KUPL-65/76.1	65-76.1
KUPL-80/88.9	80-88.9
KUPL-100/108	100-108
KUPL-100/114.3	100-114.3
Tech Sheet 1651	

Long Polyamide 6 (Fire Retardant)

0162	Size mm
KUNL-20/25	20-25
KUNL-20/26.9	20-26.9
KUNL-25/30	25-30
KUNL-25/33.7	25-33.7
KUNL-32/38	32-38
KUNL-40/44.5	40-44.5
KUNL-40/48.3	40-48.3
KUNL-50/57	50-57
KUNL-50/60.3	50-60.3
KUNL-65/76.1	65-76.1
KUNL-80/88.9	80-88.9
KUNL-100/108	100-108
KUNL-100/114.3	100-114.3
Tech Sheet 1651	

Cylinder Tube Fastenings



Supports

0162	Group
RLP-16	16
RLP-22	22
Tech Sheet 1649	

NOTE: To suit all cylinder tube fastenings.



Adaptor

0162
ADP
Tech Sheet 1649

HYDRAULIC TUBE CLAMPS

Hydraulic Steel Clamps

The support-block is welded to the machine body or another component either in upend or flat position
The tube clamp is screwed on.

HRS Series Clamps

0162	To Fit Tube Size mm
HSRS-25	25
HSRS-30	30
HSRS-35	35
HSRS-38	38
HSRS-42	42
Tech Sheet 1653	

Improved quality as regards noise and vibration reduction.
Safe fastening method even for very sensitive tube and hose lines.
Only one clamp for different diameters.

Elastomer Inlay

0162	To Fit Tube Size mm
EE25-12	25 x 12
EE25-15	25 x 15
EE30-20	30 x 20
EE35-25	35 x 25
EE42-30	42 x 30
Tech Sheet 1653	

Cover to suit Double Clamps

Galvanised Steel

0162	Group
DP-01	1
DP-02	2
DP-03	3
DP-04	4
Tech Sheet 1655	

Flat Tube Clamps

DIN 3570

Steel

0162	NB mm
FRDS-20A	20
FRDS-22A	22
FRDS-25A	25
FRDS-27A	27
FRDS-30A	30
FRDS-34A	34
FRDS-38A	38
FRDS-43A	43
FRDS-45A	45
FRDS-49A	49
FRDS-57A	57
FRDS-61A	61
FRDS-77A	77
FRDS-89A	89
FRDS-108A	108
FRDS-115A	115
FRDS-133A	133
FRDS-169A	169
Tech Sheet 1654	

Galvanised Steel

0162	NB mm
FRDZ-22A	22
FRDZ-25A	25
FRDZ-30A	30
FRDZ-34A	34
FRDZ-38A	38
FRDZ-43A	43
FRDZ-45A	45
FRDZ-49A	49
FRDZ-57A	57
FRDZ-61A	61
FRDZ-77A	77
FRDZ-89A	89
FRDZ-115A	115
FRDZ-159A	159
FRDZ-169A	169
FRDZ-194A	194
FRDZ-220A	220
Tech Sheet 1654	

HYDRAULIC TUBE CLAMPS

Series O Clamps

Areas of Application: Pneumatics, automotive technology, machine tool industry, lubrication and naval technology.

Single Polypropylene

0162	OD mm	Group
ROP-106	6	1
ROP-106.4	6.4	1
ROP-108	8	1
ROP-208	8	2
ROP-209.5	9.5	2
ROP-210	10	2
ROP-212	12	2
ROP-212.7	12.7	2
ROP-310	10	3
ROP-312	12	3
ROP-312.7	12.7	3
ROP-313.5	13.5	3
ROP-314	14	3
ROP-315	15	3
ROP-316	16	3
ROP-415	15	4
ROP-416	16	4
ROP-417.2	17.2	4
ROP-418	18	4
ROP-419	19	4
ROP-420	20	4
ROP-421.3	21.3	4
ROP-422	22	4
Tech Sheet 1655		

Double Polypropylene

0162	OD mm	Group
ROPD-106	6	1
ROPD-106.4	6.4	1
ROPD-108	8	1
ROPD-208	8	2
ROPD-209.5	9.5	2
ROPD-210	10	2
ROPD-212	12	2
ROPD-212.7	12.7	2
ROPD-310	10	3
ROPD-312	12	3
ROPD-312.7	12.7	3
ROPD-313.5	13.5	3
ROPD-314	14	3
ROPD-315	15	3
ROPD-316	16	3
ROPD-414	14	4
ROPD-415	15	4
ROPD-416	16	4
ROPD-417.2	17.2	4
ROPD-418	18	4
ROPD-419	19	4
ROPD-420	20	4
ROPD-421.3	21.3	4
ROPD-422	22	4
Tech Sheet 1655		

Single Polyamide 6 (Fire Retardant)

0162	OD mm	Group
RON-106	6	1
RON-106.4	6.4	1
RON-108	8	1
RON-208	8	2
RON-209.5	9.5	2
RON-210	10	2
RON-212	12	2
RON-212.7	12.7	2
RON-312	12	3
RON-312.7	12.7	3
RON-313.5	13.5	3
RON-314	14	3
RON-315	15	3
RON-316	16	3
RON-414	14	4
RON-415	15	4
RON-416	16	4
RON-417.2	17.2	4
RON-418	18	4
RON-419	19	4
RON-420	20	4
RON-421.3	21.3	4
RON-422	22	4
Tech Sheet 1655		

Double Polyamide 6 (Fire Retardant)

0162	OD mm	Group
ROND-106	6	1
ROND-106.4	6.4	1
ROND-108	8	1
ROND-208	8	2
ROND-209.5	9.5	2
ROND-210	10	2
ROND-212	12	2
ROND-212.7	12.7	2
ROND-310	10	3
ROND-312	12	3
ROND-312.7	12.7	3
ROND-313.5	13.5	3
ROND-314	14	3
ROND-315	15	3
ROND-316	16	3
ROND-414	14	4
ROND-415	15	4
ROND-416	16	4
ROND-417.2	17.2	4
ROND-418	18	4
ROND-419	19	4
ROND-420	20	4
ROND-421.3	21.3	4
ROND-422	22	4
Tech Sheet 1655		

MULTICLAMP

Multiclamp is a system of components, each one engineered to a high standard, that together build to provide effective, all purpose pipe work clamping. Available in a single, double and multiple hole clamps across 3 sizes, each with a range of split bushes allowing the clamping of hose or pipe with diameters from 6mm up to 50mm.

Features

- High quality pipe clamping system in 3 ranges Series 10, 16, 32
- Covers a range from 6mm up to 50mm
- 26 different diameter, high quality split rubber bushes
- Plated steel construction with anti-corrosive, full passivate
- Stainless steel option available upon request



Series 10



Steel Clamp Body

0045	Type	Box Quantity
MC101	Single Clamp	10
MC102	Double Clamp	10
MC1016	16 Bay Clamp	1
Tech Sheet 10178		

Split Bushes

0045	OD mm	OD	Box Quantity
MCG105	8	5/16"	10
MCG106	10	3/8"	10
MCG108	12-14	1/2"	10
MCG1010	15-16	5/8"	10
MCG1012	18-20	3/4"	10
Tech Sheet 10178			

Clamp Components

0045	Type	Box Quantity
MCN10	Stacking Nut	50
MCS10	Stacking Stud	50
MCWP10	Weld Plate	10
MCSB10	Standard Bolt	50
Tech Sheet 10178		

Series 16



Steel Clamp Body

0045	Type	Box Quantity
MC161	Single Clamp	10
MC162	Double Clamp	10
MC1612	12 Bay Clamp	1
Tech Sheet 10178		

Split Bushes

0045	OD mm	OD	Box Quantity
MCG164	6	1/4"	10
MCG166	10	3/8"	10
MCG168	12-14	1/2"	10
MCG1610	15-16	5/8"	10
MCG1612	18-20	3/4"	10
MCG1614	22	7/8"	10
MCG1616	25	1"	10
MCG1618	28	-	10
Tech Sheet 10178			

Clamp Components

0045	Type	Box Quantity
MCN16	Stacking Nut	50
MCS10	Stacking Stud	50
MCWP10	Weld Plate	10
MCSB10	Standard Bolt	50
Tech Sheet 10178		

Series 32



Steel Clamp Body

0045	Type	Box Quantity
MC321	Single Clamp	10
MC322	Double Clamp	10
MC3216	16 Bay Clamp	1
Tech Sheet 10178		

Split Bushes

0045	OD mm	OD	Box Quantity
MCG326	10	3/8"	10
MCG328	12-14	1/2"	10
MCG3210	15-16	5/8"	10
MCG3212	18-20	3/4"	10
MCG3214	22	7/8"	10
MCG3218	28	-	10
MCG3220	32-34	1.1/4"	10
MCG3224	35-38	1.1/4"	10
MCG3226	42	-	10
MCG3232	50	2"	10
Tech Sheet 10178			



Clamp Components

0045	Type	Box Quantity
MCN32	Stacking Nut	50
MCS32	Stacking Stud	50
MCWP32	Weld Plate	10
MCSB32	Standard Bolt	50
Tech Sheet 10178		

CETOP Directional Control Valves



CETOP 3, Single Solenoid

Max Flow Rate: 80 L/min
Viscosity 2.8-100 mm²/s
ISO 4401 Size 3
DIN 24340 Size 6
IP65

Working Temperature:
-20°C to +70°C

Maximum Working Pressure:
350 bar

2 Position, All Ports Closed, Spring Offset to Centre

0451	Model	Voltage
1010-1047	ADC 3 2EY/RX14/AC110N9K	110V AC
1010-1046	ADC 3 2EY/RX14/DC24N9K	24V DC
	Tech Sheet 10682	

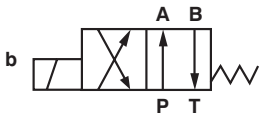

2 Position, Spring Offset, Open Transient

0451	Model	Voltage
1010-1045	ADC 3 2CY/RX14/AC110N9K	110V AC
1010-1044	ADC 3 2CY/RX14/DC24N9K	24V DC
	Tech Sheet 10682	

2 Position, All Ports Open, Spring Offset to Centre

0451	Model	Voltage
1010-1000	ADC 3 2HY/RX14/AC110N9K	110V AC
1010-1001	ADC 3 2HY/RX14/DC24N9K	24V DC
1010-1059	ADC 3 2HY/RX14/DC12N9K	12V DC
	Tech Sheet 10682	

2 Position, Spring Offset End to End

0451	Model	Voltage
1010-1002	ADC 3 2DY/RX14/AC110N9K	110V AC
1010-1003	ADC 3 2DY/RX14/DC24N9K	24V DC
1010-1058	ADC 3 2DY/RX14/DC12N9K	12V DC
	Tech Sheet 10682	

You might also need
CETOP 3 Manifold
see page **208**

CETOP DIRECTIONAL CONTROL VALVES

CETOP 3, Double Solenoid

Max Flow Rate: 80 L/min
Viscosity 2.8-100 mm²/s
ISO 4401 Size 3
DIN 24340 Size 6
IP65

Working Temperature:
-20°C to +70°C

Maximum Working Pressure:
350 bar



3 Position, All Ports Open, Spring Centred

0451	Model	Voltage
1010-1004	ADC 3 3HY/RX14/AC110N9K	110V AC
1010-1006	ADC 3 3HY/RX14/DC24N9K	24V DC
1010-1005	ADC 3 3HY/RX14/DC12N9K	12V DC
	Tech Sheet 10682	

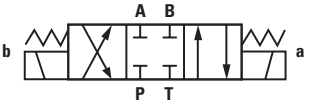

3 Position, All Ports Closed, Spring Centred

0451	Model	Voltage
1010-1007	ADC 3 3EY/RX14/AC110N9K	110V AC
1010-1008	ADC 3 3EY/RX14/DC24N9K	24V DC
1010-1060	ADC 3 3EY/RX14/DC12N9K	12V DC
	Tech Sheet 10682	

3 Position, A, B & T Connected, Spring Centred

0451	Model	Voltage
1010-1009	ADC 3 3JY/RX14/AC110N9K	110V AC
1010-1010	ADC 3 3JY/RX14/DC24N9K	24V DC
1010-1062	ADC 3 3JY/RX14/DC12N9K	12V DC
	Tech Sheet 10682	

3 Position, P & T Connected A & B Blocked, Spring Centred

0451	Model	Voltage
1010-1011	ADC 3 3GY/RX14/AC110N9K	110V AC
1010-1012	ADC 3 3GY/RX14/DC24N9K	24V DC
1010-1061	ADC 3 3GY/RX14/DC12N9K	12V DC
	Tech Sheet 10682	

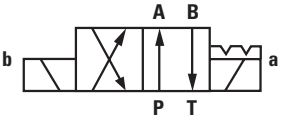

2 Position, Detent

0451	Model	Voltage
1010-1013	ADC 3 2DD/RX14/AC110N9K	110V AC
1010-1014	ADC 3 2DD/RX14/DC24N9K	24V DC
	Tech Sheet 10682	

CETOP 5, Single Solenoid

Max Flow Rate: 120 L/min
Viscosity 2.8-100 mm²/s
ISO 4401 Size 5
DIN 24340 Size 10
IP65

Working Temperature:
-20°C to +70°C

Maximum Working Pressure:
315 bar

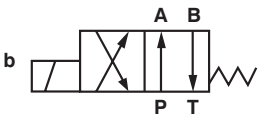

2 Position, Spring Offset End to End

0451	Model	Voltage
1010-1015	ADC 5 2DY/RX14/AC110N9K	110V AC
1010-1016	ADC 5 2DY/RX14/DC24N9K	24V DC
1010-1063	ADC 5 2DY/RX14/DC12N9K	12V DC
	Tech Sheet 10683	

2 Position, A, B & T Connected, Spring Return

0451	Model	Voltage
1010-1071	ADC 5 2JY/RX14/DC12N9K	12V DC
1010-1072	ADC 5 2JY/RX14/DC24N9K	24V DC
	Tech Sheet 10683	

2 Position, All Ports Open, Spring Offset to Centre

0451	Model	Voltage
1010-1069	ADC 5 2HY/RX14/DC24N9K	24V DC
1010-1064	ADC 5 2HY/RX14/DC12N9K	12V DC
	Tech Sheet 10683	

Replacement Coils

CETOP 3

0451	Voltage
1010-1036	110V AC
1010-1037	220V AC
1010-1038	12V DC
1010-1039	24V DC
	Tech Sheet 10683

CETOP 5

0451	Voltage
1010-1040	110V AC
1010-1041	220V AC
1010-1042	12V DC
1010-1043	24V DC
	Tech Sheet 10683

CETOP DIRECTIONAL CONTROL VALVES

CETOP 5, Double Solenoid

Max Flow Rate: 120 L/min
Viscosity 2.8-100 mm²/s
ISO 4401 Size 5
DIN 24340 Size 10
IP65

Working Temperature:
-20°C to +70°C

Maximum Working Pressure:
315 bar



3 Position, All Ports Open, Spring Centred

0451	Model	Voltage
1010-1070	ADC 5 3HY/RX14/DC24N9K	24V DC
1010-1067	ADC 5 3HY/RX14/DC12N9K	12V DC
	Tech Sheet 10683	

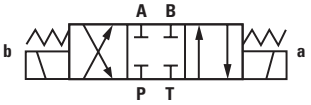

3 Position, All Ports Closed, Spring Centred

0451	Model	Voltage
1010-1017	ADC 5 3EY/RX14/AC110N9K	110V AC
1010-1018	ADC 5 3EY/RX14/DC24N9K	24V DC
1010-1065	ADC 5 3EY/RX14/DC12N9K	12V DC
	Tech Sheet 10683	

3 Position, A, B & T Connected, Spring Centred

0451	Model	Voltage
1010-1019	ADC 5 3JY/RX14/AC110N9K	110V AC
1010-1020	ADC 5 3JY/RX14/DC24N9K	24V DC
1010-1068	ADC 5 3JY/RX14/DC12N9K	12V DC
	Tech Sheet 10683	

3 Position, P & T Connected A & B Blocked, Spring Centred

0451	Model	Voltage
1010-1056	ADC 5 3GY/RX14/AC110N9K	110V AC
1010-1021	ADC 5 3GY/RX14/DC24N9K	24V DC
1010-1066	ADC 5 3GY/RX14/DC12N9K	12V DC
	Tech Sheet 10683	

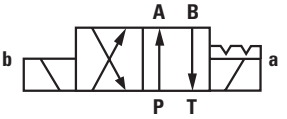

2 Position, Detented

0451	Model	Voltage
1010-1055	ADC 5 2DD/RX14/AC110N9K	110V AC
1010-1054	ADC 5 2DD/RX14/DC24N9K	24V DC
	Tech Sheet 10683	

CETOP DIRECTIONAL CONTROL VALVES

Working Temperature: -20°C to +70°C

Maximum Working Pressure: 350 bar

Max Flow Rate: 80 L/min
Viscosity 2.8-100 mm²/s
ISO 4401 Size 3
DIN 24340 Size 6

CETOP 3 Sandwich Valves

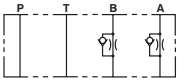

Flow Restrictor

0451	Model	Type
1010-1022	AFR 3 X2/RX14/2Q	A & B Meter In
1010-1023	AFR 3 Y2/RX14/2Q	A & B Meter Out
1010-1053	AFR 3 Z P2/RX14/2Q	P Line
	Tech Sheet 10682	

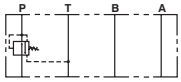

Pressure Reducing

0451	Model	Pressure Range Bar
1010-1026	ARD 3 PP 2/RX14/75	3.5 - 75
1010-1027	ARD 3 PP 2/RX14/150	10 - 150
1010-1028	ARD 3 PP 2/RX14/210	20 - 210
	Tech Sheet 10682	

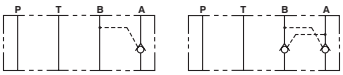



Pilot Operated Check

0451	Model	Type
1010-1024	APOC 3 A1/RX14/N	Single
1010-1025	APOC 3 AB1/RX14/	Double
	Tech Sheet 10682	

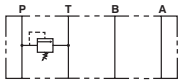

Single Line Pressure Relief

0451	Model	Pressure Range Bar
1010-1050	ASPR 3 PT1/RX14/100	3 - 100
1010-1029	ASPR 3 PT1/RX14/200	10 - 200
1010-1030	ASPR 3 PT1/RX14/315	50 - 315
	Tech Sheet 10682	

Direct Operated Check

0451	Model	Cracking Pressure Bar
1010-1052	ADOC 3 PA/RX14/	0.5
	Tech Sheet 10682	

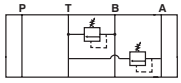

Dual Line Pressure Relief

0451	Model	Pressure Range Bar
1010-1051	ADPR 3 AT1 BT1/RX14/200	10 - 200
	Tech Sheet 10682	

Working Temperature: -20°C to +70°C

Maximum Working Pressure: 315 bar

Max Flow Rate; 80 L/min
Viscosity 2.8-100 mm²/s
ISO 4401 Size 5
DIN 24340 Size 10

CETOP 5 Sandwich Valves

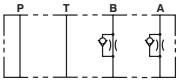

Flow Restrictor

0451	Model	Type
1010-1031	AFR 5 Y2/RX14/2Q	A & B Meter Out
1010-1057	AFR 5 X2/RX14/2Q	A & B Meter In
	Tech Sheet 10683	

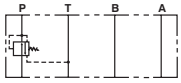

Pressure Reducing

0451	Model	Pressure Range Bar
1010-1033	ARD 5 PP 2/RX14/200	8.5 - 200
1010-1034	ARD 5 PP 2/RX14/315	8.5 - 315
	Tech Sheet 10683	

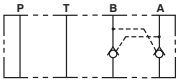

Pilot Operated Check

0451	Model	Type
1010-1032	APOC 5 AB1/RX14	Double
	Tech Sheet 10683	

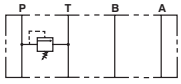

Single Line Pressure Relief

0451	Model	Pressure Range Bar
1010-1035	ASPR 5 PT1/RX14/315	8.5 - 315
	Tech Sheet 10683	

CETOP MANIFOLD & AUXILIARY PLATES

CETOP 3, Steel Manifold

Maximum Working Pressure:
345 bar

Ports: P & T 1/2", A & B 3/8" BSPP

0345	No of Stations
CM3-1G	1
CM3-2G	2
CM3-3G	3
CM3-4G	4
CM3-5G	5
CM3-6G	6

Tech Sheet 10041

CETOP 3, Steel Manifold with Pressure Relief Valve

Maximum Working Pressure:
345 bar

Ports: P & T 1/2", A & B 3/8" BSPP, 60-250 bar

0345	No of Stations
CM3-1G-ADJ	1
CM3-2G-ADJ	2
CM3-3G-ADJ	3
CM3-4G-ADJ	4
CM3-5G-ADJ	5
CM3-6G-ADJ	6

Tech Sheet 10041

CETOP 3, Aluminium Manifold

Maximum Working Pressure:
207 bar

Ports: P & T 1/2", A & B 3/8" BSPP

0345	No of Stations
CM3-1G/ALU	1
CM3-2G/ALU	2
CM3-3G/ALU	3
CM3-4G/ALU	4
CM3-5G/ALU	5
CM3-6G/ALU	6

Tech Sheet 10041

CETOP 5, Steel Manifold

Maximum Working Pressure:
345 bar

Ports: P 3/4" & T 1", A & B 1/2" BSPP

0345	No of Stations
CM5-1G	1
CM5-2G	2
CM5-3G	3
CM5-4G	4
CM5-5G	5
CM5-6G	6

Tech Sheet 10130

CETOP 5, Steel Manifold with Pressure Relief Valve

Maximum Working Pressure:
345 bar

Ports: P 3/4" & T 1", A & B 1/2" BSPP, 60-250 bar

0345	No of Stations
CM5-1G-ADJ	1
CM5-2G-ADJ	2
CM5-3G-ADJ	3
CM5-4G-ADJ	4
CM5-5G-ADJ	5
CM5-6G-ADJ	6

Tech Sheet 10130

CETOP 3, Side Entry Subplate

Maximum Working Pressure:
345 bar



BSPP

0345	Thread
CSP-03	3/8"

Tech Sheet 10041

CETOP 5, Side Entry Subplate

BSPP

0345	Thread
CSP-05	1/2"

Tech Sheet 10130

Auxiliary Plates



CETOP 3

0345	Type
CBP-03	Blanking Plate
CCOP-PA-03	Cross Over Plate P-A
CCOP-PB-03	Cross Over Plate P-B
CTP-AB-03	Tapping Plate A & B
CTP-PT-03	Tapping Plate P & T

Tech Sheet 10041



CETOP 5

0345	Type
CBP-05	Blanking Plate
CCOP-PA-05	Cross Over Plate P-A
CCOP-PB-05	Cross Over Plate P-B
CTP-AB-05	Tapping Plate A & B
CTP-PT-05	Tapping Plate P & T

Tech Sheet 10130

Solenoid Operated Directional Valve

DG4V-3-60 Design

General Description

Solenoid operated directional control valves are for directing and stopping flow at any point in a hydraulic system.

- Efficient control of greater hydraulic powers without increasing solenoid power consumption.
- Installed cost and space savings from higher power/weight-and-size ratios.
- Installation flexibility resulting from choice of numerous combinations of solenoid connectors and locations.
- Viton seals as standard for multi-fluid capability. Nitrile seals available as a model code option.
- Higher sustained machine productivity and higher uptime because of proven fatigue life and endurance, tested over 20 million cycles.
- Solenoid coils can be changed quickly and easily without leakage from hydraulic system.
- Compact, cost effective system design when used with Vickers SystemStak™ valves and subplates.

DG4V-3 High Performance Valves

- Available with manual overrides for industrial or water-resistant overrides for mobile applications.
- Minimum pressure drop 2.5 Bar at 30 lpm.
- Range of coil voltages.
- Up to 80 lpm at 350 Bar.
- Offers designers the opportunity to select the optimum value package for each application.
- International standard interface. The valve mounting face conforms to ISO 4401, size 03 and is compatible with related international standards.
- Alternative coil voltages and connectors such as Deutsch, Amp and terminal box are available, contact sales office for a quotation.

HYDRAULIC DIRECTIONAL CONTROL VALVES

CETOP 3 Single Solenoid Directional Control Valves

Max flow rates up to 80 L/min.
Mounting interface.
ISO 4401 Size 3.
ANSI/B93.7M Size 3.
CETOP RP6SH Size 3.
DIN 24340 (NG6).

Temperature Limits:
Min -20°C (-4°F)
Max +70°C (+150°F)

Working Temperature:
-20°C (-4°F) to +70°C (+150°F)

Maximum Working Pressure:
350 bar (5075 psi)

2 Position, All Ports Open, Spring Offset End to Centre

3019	Voltage	Manufacturer's Code
859160	24V DC	DG4V 3 0B M U H7 60
859195	110V AC	DG4V 3 0B M U A6 60
	Tech Sheet 3111	

2 Position, Spring Offset End to End

3019	Voltage	Manufacturer's Code
529762	24V DC	DG4V 3 2A M U H7 60
529763	110V AC	DG4V 3 2A M U A6 60
	Tech Sheet 3111	

2 Position, All Ports Open, Spring Offset End to Centre, Water Resistant Override

3019	Voltage	Manufacturer's Code
869951	12V DC	DG4V 3 0B H M U G7 60
870804	24V DC	DG4V 3 0B H M U H7 60
	Tech Sheet 3111	

2 Position, Spring Offset End to End, Water Resistant Override

3019	Voltage	Manufacturer's Code
869959	12V DC	DG4V 3 2A H M U G7 60
870221	24V DC	DG4V 3 2A H M U H7 60
871358	110/120V 50/60Hz	DG4V 3 2A H M U B6 60
871505	220/240V 50/60Hz	DG4V 3 2A H M U D6 60
	Tech Sheet 3111	

For **CETOP Coils**
see page **219**



Other voltages are available. Please contact our Business Development Team for more details.

HYDRAULIC DIRECTIONAL CONTROL VALVES

CETOP 3 Double Solenoid Directional Control Valves

Max flow rates up to 80 L/min.
Mounting interface.
ISO 4401 Size 3.
ANSI/B93.7M Size 3.
CETOP RP6SH Size 3.
DIN 24340 (NG6).

Temperature Limits:
Min -20°C (-4°F)
Max +70°C (+150°F)

Working Temperature:
-20°C (-4°F) to +70°C (+150°F)

Maximum Working Pressure:
350 bar (5075 psi)



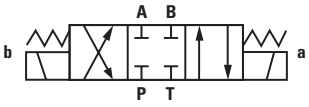

3 Position, All Ports Closed, Spring Centred

3019	Voltage	Manufacturer's Code
529761	110V AC	DG4V 3 2C M U A6 60
	Tech Sheet 3111	

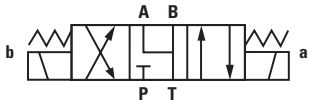

3 Position, A, B & T Connected, Spring Centred

3019	Voltage	Manufacturer's Code
565465	24V DC	DG4V 3 6C M U H7 60
859177	110V AC	DG4V 3 6C M U A6 60
	Tech Sheet 3111	

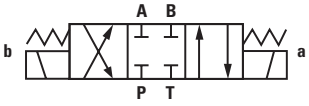

3 Position, All Ports Closed, Spring Centred, Water Resistant Override

3019	Voltage	Manufacturer's Code
859172	220/240V 50/60Hz	DG4V 3 2C H M U D6 60
870177	24V DC	DG4V 3 2C H M U H7 60
870378	12V DC	DG4V 3 2C H M U G7 60
	Tech Sheet 3111	

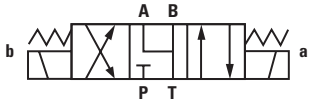

3 Position, A, B & T Connected, Spring Centred, Water Resistant Override

3019	Voltage	Manufacturer's Code
869952	12V DC	DG4V 3 6C H M U G7 60
869953	24V DC	DG4V 3 6C H M U H7 60
02-146111	110/120V 50/60Hz	DG4V 3 6C H M U B6 60
	Tech Sheet 3111	

For **Hydraulic Quick Release Couplings**
see pages **289-294**

Other voltages are available. Please contact our Business Development Team for more details.

HYDRAULIC DIRECTIONAL CONTROL VALVES

CETOP 3 Double Solenoid Directional Control Valves

Max flow rates up to 80 L/min.
Mounting interface.
ISO 4401 Size 3.
ANSI/B93.7M Size 3.
CETOP RP6SH Size 3.
DIN 24340 (NG6).

Temperature Limits:
Min -20°C (-4°F)
Max +70°C (+150°F)

Working Temperature:
-20°C (-4°F) to +70°C (+150°F)

Maximum Working Pressure:
350 bar (5075 psi)

3 Position, All Ports Open, Spring Centred

3019	Voltage	Manufacturer's Code
859197	110V AC	DG4V 3 0C M U A6 60
	Tech Sheet 3111	

3 Position, All Ports Open, Spring Centred, Water Resistant Override

3019	Voltage	Manufacturer's Code
869960	24V DC	DG4V 3 0C H M U H7 60
870518	12V DC	DG4V 3 0C H M U G7 60
	Tech Sheet 3111	

P & T Connected, A & B Blocked, Spring Centred

3019	Voltage	Manufacturer's Code
02-144961	110V AC	DG4V 3 8C VM U A6 61
02-145162	24V DC	DG4V 3 8C VM U H7 61
	Tech Sheet 3111	

P & T Connected, A & B Blocked, Spring Centred, Water Resistant Override

3019	Voltage	Manufacturer's Code
02-353298	110/120V 50/60Hz	DG4V 3 8C H VM U B6 61
	Tech Sheet 3111	

2 Position, Detented

3019	Voltage	Manufacturer's Code
529764	24V DC	DG4V 3 2N M U H7 60
529765	110V AC	DG4V 3 2N M U A6 60
	Tech Sheet 3111	

2 Position, Detented, Water Resistant Override

3019	Voltage	Manufacturer's Code
02-139074	24V DC	DG4V 3 2N H M U H7 60
	Tech Sheet 3111	

Other voltages are available. Please contact our Business Development Team for more details.

SYSTEM STACK VALVES

CETOP 3 Modules

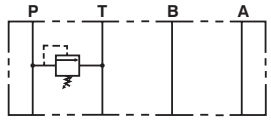

Single Line Relief Valves

3019	Pressure Range Bar	Manufacturer's Code
694419	10-200	DGMC 3 PT CW 41
869641	50-315	DGMC 3 PT GW 41
	Tech Sheet 71678	

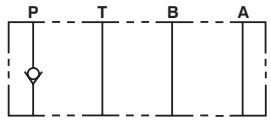

Direct Operated Check Valve

3019	Manufacturer's Code
694415	DGMDC 3 Y PK 41
Tech Sheet 71678	

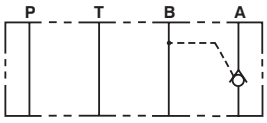

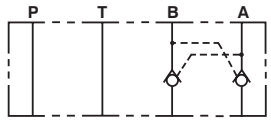

Pilot Operated Check Valves

3019	Description	Manufacturer's Code
870024	Single	DGMPC 3 ABK 41
694400	Double	DGMPC 3 ABK BAK 41
	Tech Sheet 71678	

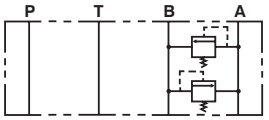

Dual Line Relief Valve

3019	Pressure Range Bar	Manufacturer's Code
869628	10-200	DGMC2 3 AB CW BA CW 41
	Tech Sheet 71678	

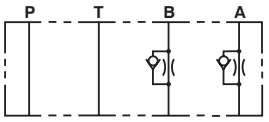

Flow Restrictors

3019	Description	Manufacturer's Code
694414	A & B Meter In	DGMFN 3 X A2W B2W 41
694412	A & B Meter Out	DGMFN 3 Y A2W B2W 41
870043	P Line	DGMFN 3 Z P2W 41
	Tech Sheet 71678	

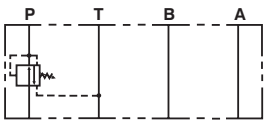

Pressure Reducing Valves

3019	Pressure Range Bar	Manufacturer's Code
870036	3.5-70	DGMX2 3 PP BW B 40
870038	20-250	DGMX2 3 PP FW B 40
	Tech Sheet 71678	

Cetop 5 Valves





Solenoid Operated Directional Valve

DG4V-5-20/22 Design

General Description

A range of four-port solenoid operated directional control valves with four-land spool design to facilitate provision of smooth, variable valve response speeds.

The range includes:

- AC and DC wet-armature solenoid options with ISO 4400 (DIN 43650) electrical connections and manual overrides and manual overrides for industrial or water-resistant overrides for mobile applications.
- Variable speed changeover potential in all DC models; see “Response Times” section.
- Many spool types; in spring-offset, spring centred and detented arrangements.
- Compact, cost effective system design when used with Vickers® SystemStak™ valves and subplates.

HYDRAULIC DIRECTIONAL CONTROL VALVES

CETOP 5 Single Solenoid Directional Control Valves

Max flow rates up to 120 L/min.
Mounting interface.
ISO 4401 Size 5.
NFPA D02
DIN 24340 (NG10).

Temperature Limits:
Min -20°C (-4°F)
Max +70°C (+150°F)

Working Temperature:
-20°C (-4°F) to +70°C (+150°F)

Maximum Working Pressure:
350 bar (5075 psi)

2 Position, All Ports Open, Spring Offset End to Centre

3019	Voltage	Manufacturer's Code
459215	110V AC	DG4V 5 0B M U A6 20
	Tech Sheet 3112	

2 Position, Spring Offset End to End, Water Resistant Override

3019	Voltage	Manufacturer's Code
829AN00176A	24V DC	DG4V 5-2AJ H M U H7 22
	Tech Sheet 3112	

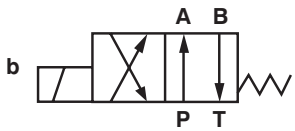

2 Position, Spring Offset End to End, Notched Spool

3019	Voltage	Manufacturer's Code
829AN00102A	24V DC	DG4V 5 2AJ M U H7 22
	Tech Sheet 3112	

2 Position, Spring Offset End to End

3019	Voltage	Manufacturer's Code
616769	110V AC	DG4V 5 2A M U A6 20
	Tech Sheet 3112	

Other voltages are available. Please contact our Business Development Team for more details.

HYDRAULIC DIRECTIONAL CONTROL VALVES

CETOP 5 Double Solenoid Directional Control Valves



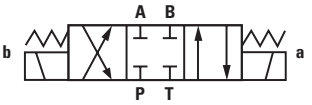

All Ports Closed, Spring Centred

3019	Voltage	Manufacturer's Code
829AN00101A	24V DC	DG4V 5 2CJ M U H7 22
616777	110V AC	DG4V 5 2C M U A6 20
	Tech Sheet 3112	

A & B to T, P Blocked, Spring Centred, Water Resistant Override

3019	Voltage	Manufacturer's Code
829AN00158A	24V DC	DG4V 5 6CJ H M U H7 22
	Tech Sheet 3112	

A & B to T, P Blocked, Spring Centred

3019	Voltage	Manufacturer's Code
829AN00100A	24V DC	DG4V 5 6CJ M U H7 22
616781	110V AC	DG4V 5 6C M U A6 20
	Tech Sheet 3112	

All Ports Open, Spring Centred

3019	Voltage	Manufacturer's Code
829AN00132A	24V DC	DG4V 5 0CJ M H7 22
616789	110V DC	DG4V 5 0C M U A6 20
	Tech Sheet 3112	

Roquet making moves

For **Gear Pumps & Motors** see pages **231-236**



HYDRAULIC DIRECTIONAL CONTROL VALVES

CETOP 5 Double Solenoid Directional Control Valves

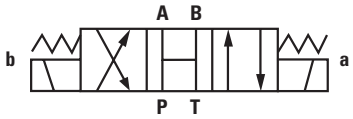



All Ports Open, Spring Centred, Water Resistant Override

3019	Voltage	Manufacturer's Code
829AN00165A	24V DC	DG4V 5 0CJ H M U H7 22
	Tech Sheet 3112	

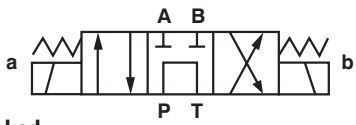

P & T Connected, A & B Blocked, Spring Centred, Water Resistant Override

3019	Voltage	Manufacturer's Code
829AN00221A	24V DC	DG4V 5 8CJ H VM U H7 22
	Tech Sheet 3112	

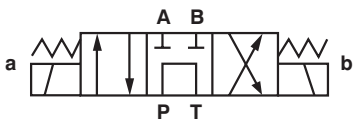

P & T Connected, A & B Blocked, Spring Centred

3019	Voltage	Manufacturer's Code
829AN00103A	24V DC	DG4V 5 8CJ VM U H7 22
616785	110V AC	DG4V 5 8CJ VM U A6 20
	Tech Sheet 3112	

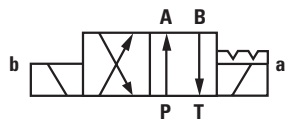

2 Position, Detented

3019	Voltage	Manufacturer's Code
829AN00105A	24V DC	DG4V 5 2NJ M U H7 22
616773	110V AC	DG4V 5 2N M U A6 20
	Tech Sheet 3112	

Other voltages are available. Please contact our Business Development Team for more details.

SYSTEM STACK VALVES

CETOP 5 Modules

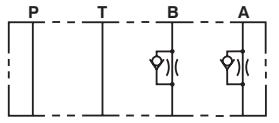

Flow Restrictors

3019	Description	Manufacturer's Code
867332	Meter Out	DGMFN 5 Y A2W B2W 30
867335	Meter In	DGMFN 5 X A2W B2W 30
	Tech Sheet 3112	

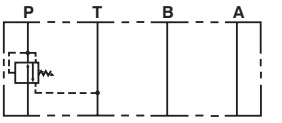

Pressure Reducing Valves

3019	Pressure Range Bar	Manufacturer's Code
868314	8.5-100	DGMX2 5 PP BW B 30
880553	8.5-200	DGMX2 5 PP FW B 30
879046	8.5-315	DGMX2 5 PP GH B 30
	Tech Sheet 3112	

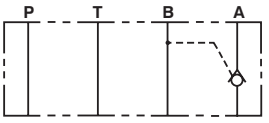

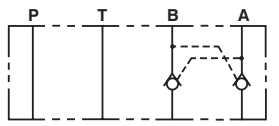

Pilot Operated Check Valve, 1 bar Cracking Pressure

3019	Description	Manufacturer's Code
867339	Single A Port	DGMPC 5 ABK 30
867340	Single B Port	DGMPC 5 BAK 30
867364	Double A & B Port	DGMPC 5 ABK BAK 30
	Tech Sheet 3112	

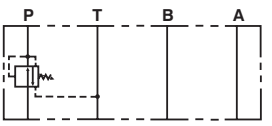

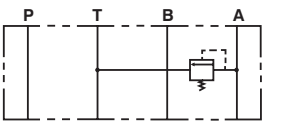

Single Line Relief Valves

3019	Pressure Range Bar	Manufacturer's Code
868651	4-100	DGMC 5 AT BW B 30
879342	4-200	DGMC 5 PT FW B 30
868300	4-315	DGMC 5 PT GW B 30
	Tech Sheet 3112	

CETOP VALVE COILS

CETOP 3 Coils, 60 Design

DC Coils

3019	Voltage
507847	12V
507848	24V
507855	12V 18W
507852	24V 18W
865882	48V
865637	98V
865884	110V
865638	196V

AC Coils

3019	Voltage
507825	110V 50Hz
507826	220V 50Hz
507833	110V 50Hz / 120V 60Hz
507834	220V 50Hz / 240V 60Hz

CETOP 5 Coils, 20 Design

DC Coils

3019	Voltage
617470	12V
617471	24V
457942	48V
457977	98V
457911	110V
698523	196V

AC Coils

3019	Voltage
617475	110V 50Hz
617476	220V 50Hz
617477	240V 50Hz
617499	115V 60Hz
617500	230V 60Hz

ELECTRICAL CONNECTORS

EN175301-803, DIN43650

PG11

0347	Voltage	Description
GDM2011-G	250V AC/DC	No LED, Grey
GDML2011-GB1-B	250V AC/DC	Bridge-type Rectifier No LED
GDML2011LED-24-B	24V AC/DC	LED No Protection
GDML2011LED-120B	120V AC/DC	LED No Protection
GDML2011LED-230B	230V AC/DC	LED No Protection
GDML2011LED-24HH	24V DC	LED with Diode Protection
GDML2011LED-48HH	48V DC	LED with Diode Protection
	Tech Sheet 10132	

HYDRAULIC VALVES PUMPS & MOTORS

Parker Cetop 3 & 5 Valves

Cetop 3 - 4 Port 3 & 2
Position Solenoid Directional Control Valve - 24-110V

0484	Coil Voltage	Control Spool	Description
D1VW001CNJW	24V DC	All Blocked	4 Port 3 Pos

Cetop 5 - 4 Port 3 & 2
Position Solenoid Directional Control Valve - 24-110V

0484	Coil Voltage	Control Spool	Description
D3W008CNJW	24V DC	PT Connected	4 Port 3 Pos

Cetop 3 Modular
Flow Control Valve

0484	Metering
FM2DDSV	A & B

Cetop 5 Modular
Flow Control Valve

0484	Metering
FM3DDSV	A & B

Cetop 3 Modular
Pilot Operated Check Valve, 1 bar Cracking Pressure

0484	Cracking Pressure Bar
CPOM2DDV	1.0

Cetop 5 Modular
Pilot Operated Check Valve, 1 bar Cracking Pressure

0484	Cracking Pressure Bar
CPOM3DDV	1.0

For **Hydraulic Oils**
see page **283**

Vane & Piston Pumps



Vickers Vane Pumps – V10 and V20

- V10 and V20 balanced vane type construction.
- High performance.
- Enhanced bearing life.
- Low cost.
- High flow, pressure and speed capabilities enable these pumps to meet the hydraulic circuit needs of many types of modern machinery.

Vickers Intravane pumps – 25V, 35V and 45V.

- High performance.
- Low noise characteristics.
- The cartridge design offers fast and efficient field serviceability.
- Eleven flow displacements and high operating pressure capabilities provide optimum selection and single source capabilities.

Vickers PVQ inline variable displacement pumps.

- Available in five displacements from 10.55cc/rev to 41.00cc/rev.
- Low noise characteristics.
- Choice of pump compensators, high and low-pressure compensator, remote compensator, and load sense compensator.
- Pump stroke adjustment kits available for all sizes.

Vickers PVM variable displacement axial piston pumps.

- Available in six displacements from 18cc/rev to 131cc/rev.
- 315 Bar continuous working pressure across all displacements.
- Low noise characteristics.
- Compact size envelope.
- Available as pressure compensated or load sensing.

INDUSTRIAL VANE PUMPS

V10 Series

SAE A 2 Bolt Mounting, Keyed Shaft, BSPP Ports

3017	Displacement cc/rev	Max Pressure Bar	Manufacturer's Code
708371-C	6.60	172	V10 1B2B 1C 20
708784-C	9.80	172	V10 1B3B 1C 20
708785-C	13.10	172	V10 1B4B 1C 20
708219-C	16.40	172	V10 1B5B 1C 20
708786-C	19.50	152	V10 1B6B 1C 20
708787-C	22.80	138	V10 1B7B 1C 20
		Tech Sheet 10095	

V20 Series

SAE A 2 Bolt Mounting, Keyed Shaft, BSPP Ports

3017	Displacement cc/rev	Max Pressure Bar	Manufacturer's Code
707277-C	19.5	172	V20 1B6B 1C 11 EN1000
708397-C	22.80	172	V20 1B7B 1C 11 EN1000
706996-C	26.5	172	V20 1B8B 1C 11 EN1000
707278-C	29.7	172	V20 1B9B 1C 11 EN1000
706997-C	36.40	172	V20 1B11B 1C 11 EN1000
708398-C	39.0	152	V20 1B12B 1C 11 EN1000
706998-C	42.4	152	V20 1B13B 1C 11 EN1000
		Tech Sheet 10095	

25V Series

SAE B 2 Bolt Mounting, Keyed Shaft, SAE Flanged Ports

3017	Displacement cc/rev	Max Pressure Bar	Manufacturer's Code
02-137109-CR	39	172	25V 12A 1C 22R
02-137110-CR	45	172	25V 14A 1C 22R
02-137113-CR	55	172	25V 17A 1C 22R
02-137117-CR	67	172	25V 21A 1C 22R
		Tech Sheet 10097	

35V Series

SAE C 2 Bolt Mounting, Keyed Shaft, SAE Flanged Ports

3017	Displacement cc/rev	Max Pressure Bar	Manufacturer's Code
02-137124-CR	81	172	35V 25A 1C 22R
02-137126-CR	97	172	35V 30A 1C 22R
02-137129-CR	112	172	35V 35A 1C 22R
02-137132-CR	121	172	35V 38A 1C 22R
		Tech Sheet 10097	

45V Series

SAE C 2 Bolt Mounting, Keyed Shaft, SAE Flanged Ports

3017	Displacement cc/rev	Max Pressure Bar	Manufacturer's Code
02-137140-CR	138	172	45V 42A 1C 22R
02-137144-CR	162	172	45V 50A 1C 22R
02-137146-CR	193	172	45V 60A 1C 22R
		Tech Sheet 10097	

Other options available, contact us with your requirements

INDUSTRIAL VANE PUMPS

Replacement Parts



V10 Cartridge Kits

3017	Displacement cc/rev	To Suit
923471	3.3	V10 1G Cartridge Kit
923470	6.6	V10 2G Cartridge Kit
923496	9.8	V10 3G Cartridge Kit
923469	13.10	V10 4G Cartridge Kit
923468	16.40	V10 5G Cartridge Kit
923497	19.5	V10 6G Cartridge Kit
923498	22.80	V10 7G Cartridge Kit

V20 Cartridge Kits

3017	Displacement cc/rev	To Suit
02-137560	19.5	V20 6G Cartridge Kit
02-137561	22.80	V20 7G Cartridge Kit
02-137562	26.5	V20 8G Cartridge Kit
02-137563	29.7	V20 9G Cartridge Kit
02-137565	36.40	V20 11G Cartridge Kit
02-137566	39.0	V20 12G Cartridge Kit
02-137567	42.4	V20 13G Cartridge Kit

25V Cartridge Kits

3017	Displacement cc/rev	To Suit
02-102532	39	25V 12G Cartridge Kit
02-102533	45	25V 14G Cartridge Kit
02-102534	55	25V 17G Cartridge Kit
02-102535	67	25V 21G Cartridge Kit

35V Cartridge Kits

3017	Displacement cc/rev	To Suit
02-102552	81	35V 25G Cartridge Kit
02-102553	97	35V 30G Cartridge Kit
02-102554	112	35V 35G Cartridge Kit
02-102555	121	35V 38G Cartridge Kit

45V Cartridge Kits

3017	Displacement cc/rev	To Suit
02-102572	138	45V 42G Cartridge Kit
02-102574	162	45V 50G Cartridge Kit
02-102575	193	45V 60G Cartridge Kit

Shafts

3017	To Suit
238929	25V No. 11 Splined Shaft
242287	35V No. 11 Splined Shaft
242885	45V No. 11 Splined Shaft
392669	35V No. 86 HD Keyed Shaft
361760	45V No. 86 HD Keyed Shaft
393536	Key to suit 392669
239751	Key to suit 361760

Seal Kits

3017	To Suit
923548	V10 Standard Seal Kit
919772	V10 F3 Seal Kit
922733	V20 Standard Seal Kit
919805	V20 F3 Seal Kit
922850	25V Standard Seal Kit
919656	25V F3 Seal Kit
922851	35V Standard Seal Kit
919262	35V F3 Seal Kit
919850	45V Standard Seal Kit
919632	45V F3 Seal Kit

Other options available, contact us with your requirements

HYDRAULIC PISTON PUMPS

Q Series Piston Pump

210 bar, SAE A Flange, Keyed Shaft

3017	Displacement cc/rev	Manufacturer's Code
02-341576	10.5	PVQ10 A2R SE1S 20 C21 12
	Tech Sheet 10045	

140 bar, SAE A 2 Bolt Flange, Keyed Shaft

3017	Displacement cc/rev	Manufacturer's Code
02-341644	13.8	PVQ13 A2R SE1S 20 C14 12
	Tech Sheet 10045	

210 bar, SAE B 2 Bolt Flange, Keyed Shaft

3017	Displacement cc/rev	Manufacturer's Code
02-341552	21.1	PVQ20 B2R SE1S 21 C21 12
	Tech Sheet 10045	

140 bar, SAE B 2 Bolt Flange, Keyed Shaft

3017	Displacement cc/rev	Manufacturer's Code
02-341685	32.9	PVQ32 B2R SE1S 21 C14 12
	Tech Sheet 10045	

210 bar, SAE B 2 Bolt Flange, Keyed Shaft

3017	Displacement cc/rev	Manufacturer's Code
02-341949	41.0	PVQ40AR01AB01AB10G2100000100100CD0A
	Tech Sheet 10045	

Q Series Piston Pump Compensator

Standard Compensator

3017	To Suit
9900224-003	PVQ10, 13, 20, 32
02-348260	PVQ40
Tech Sheet 10045	

CM Low Pressure Compensator

3017	To Suit
9900224-002	PVQ10,13,20,32
02-348259	PVQ40
Tech Sheet 10045	

CG Hydraulic Remote Compensator

3017	To Suit
02-348243	PVQ10,13,20,32,40
Tech Sheet 10045	

C**V**B Load Sensing Compensator

3017	To Suit
02-466861	PVQ10,13,20,32
Tech Sheet 10045	

Q Series Piston Pump Stroke Adjustment Kit

Maximum Stop/Stroke Limiter

3017	To Suit
5986572-001	PVQ10,13
5986574-001	PVQ20,32
5986576-001	PVQ40
Tech Sheet 10045	

Q Series Piston Pump Seal Kits

Standard Buna Material

3017	To Suit
919191	PVQ10,13
919682	PVQ20,32
920227	PVQ40
Tech Sheet 10045	

Other options available, contact us with your requirements

HYDRAULIC PISTON PUMPS

M Series Piston Pump

Pressure Compensate Pump

3017	Displacement cc/rev	Max Pressure Bar	Manufacturer's Code
123AL02399A	18.0	320	PVM018ER02AS02AAA28000001A0A
123AL02398A	45.0	320	PVM045ER06CS02AAA28000001A0A
123AL02054A	57.0	320	PVM057ER09GS02AAA28000001A0A
123AL02062A	74.0	320	PVM074ER09GS02AAA28000001A0A
123AL02070A	98.0	320	PVM098ER09GS02AAA28000001A0A
123AL02090A	131.0	320	PVM131ER09GS02AAA28000001A0A
		Tech Sheet 71680	

Load Sense Pump

3017	Displacement cc/rev	Max Pressure Bar	Manufacturer's Code
123AL02012A	18.0	320	PVM018ER02AS02AAC28200001A0A
123AL02150A	45.0	320	PVM045ER06CS02AAC28110001A0A
123AL02056A	57.0	320	PVM057ER09GS02AAC28200001A0A
123AL02241A	74.0	320	PVM074ER09GS02AAC28200001A0A
123AL02074A	98.0	320	PVM098ER09GS02AAC28200001A0A
123AL02356A	131.0	320	PVM131ER09GS02AAC28200001A0A
		Tech Sheet 71680	

Roquet making moves

For **Roquet Gear Pumps**
see page **231**

Partnership brands available

Parker OLAER

Hydraulic Accumulators & Accessories
See section 1 pages 227-228

Hydraulic Oil Coolers
See section 1 page 273

Parker RECTUS

Pneumatic Quick Release Couplings
See section 3 pages 330-390

Parker domnick hunter

Filters & Drains Air, Water & Vacuum
See section 4 page 430

Parker legris LIQUIfit™

Plastic Push-in Fittings
See section 6 pages 800-803

Parker legris

Ball & Check Valves
See section 5 page 628

Plastic Push-in Fittings
See section 6 pages 793-807

Metal Push-in Fittings
See section 6 pages 848-851

Ball Valves
See section 7 pages 933-935

Blow Guns
See section 15 page 1596

Parker transair

Aluminium Ring Main Systems
See section 8 pages 1063-1067

ENGINEERING YOUR SUCCESS.

HYDRAULIC ACCUMULATORS & ACCESSORIES

Diaphragm Accumulators

- Low cost non-repairable accumulators
- High reliability gas sealing system, ensures no leakage
- Electron beam welded steel shell
- Parallel threads with bonded seal recess ensures easy connection with no leaks
- **Material:** steel shell electron beam welded. Non repairable
- Nitrile membrane for mineral oil or non aggressive fluid

BSPP

0197	Manufacturer's Code	Thread	Capacity Litres	Temp Range °C	Max Pressure Bar
E007-1515-013611	108492-01125	1/2"	0.075	-10/+80	250
E016-1515-013611	108493-01125	1/2"	0.16	-10/+80	250
E032-1515-013611	109866-01125	1/2"	0.32	-10/+80	210
E050-1515-023611	108495-01125	1/2"	0.50	-20/+80	210
E075-1515-093611	108497-01125	1/2"	0.75	-20/+80	210
E100-1515-123611	109847-01125	1/2"	1.0	-20/+80	210
E140-1515-113511	108502-01125	1/2"	1.4	-20/+80	140
E200-1515-063411	108504-01125	1/2"	2.0	-10/+80	100
E200-1515-063611	110134-01125	3/4"	2.0	-10/+80	250
E280-1515-032611	108879-01125	3/4"	2.8	-10/+80	250
E350-1515-092611	108505-01125	3/4"	3.5	-10/+80	250
Tech Sheet 10553					

Safety Blocks

- Carbon steel
- All blocks fully tested
- Nitrile seals as standard, Viton available on request
- Contact technical department
- Pressure relief valve for the protection of accumulator
- Manual dump to tank as standard

Maximum Working Pressure:
360 bar



Carbon Steel

0197	BSPP S	BSPP P	BSPP T	BSPP M	Max Pressure Bar
ECA12-01-L-N	1/2"	1/2"	1/4"	1/4"	360
Tech Sheet 2153					

Hydra-Cushions

Hydracushions are a robust non repairable accumulator. They have been specifically designed for high volume, low cost applications, where it is more economical to replace a unit than to refurbish it after a long service life.

- Steel construction
- Nitrile bladder
- 1/4" gas valve

Maximum Working Pressure:
172 bar

BSPP

0197	Thread	Litres
HC0100A-00-17	3/4"	1.0
HC0200A-00-17	1"	2.0
HC0400A-00-17	1.1/4"	4.0
Tech Sheet 10797		

Accumulator Bladder Kits

The kit comprises of a bladder assembly, protective cap, anti extrusion ring, O-Ring for the fluid port, back up ring and seal for the bleed plug.

Oil Service

0197	Litres	Description
0B00A-00	0.16	-
0F00A-00	0.6	-
01C00A-00	1.15	-
0300A-00	3	5/8" Stem
03C00A-00	3	7/8" Stem
0400A-00	4	-
1000A-00	10	-
2000A-00	20	-
2800A-00	28	-
3700A-00	37	-
5400A-00	54	-
Tech Sheet 10797		

Thermoswitches

For use with the LAC series of air blast coolers.

1/2" BSPP

0197	Temp°C
598262	40
598261	50
598263	60
598264	70
598265	80

HYDRAULIC ACCUMULATORS & ACCESSORIES

Accumulator Charging Kits

For safe pre-charging of accumulators, Fawcett Christie Hydraulics offer a comprehensive range of equipment.

Universal Pre-charged

0197	Description
10597-01	0-25 & 0-250 bar Gauge
10597-02	0-60 & 0-400 bar Gauge
10597-03	0-10 & 0-160 bar Gauge

Accumulator Accessories

Designed to allow quick, easy and safe installation of accumulators. They are fabricated from steel and come complete with rubber cushion mouldings and mounting bolts.

Saddle & Clamps

0197	Bore mm
10958	112-114
10959	165-168
10960	220-230

Support Brackets

0197	To Suit
10961	4-9 Litre FCH Accumulators
10962	10-54 Litre FCH Accumulators

Cushioning Rings

0197	To Suit
48473-A00	10-54 Litre Support Brackets

Gas Valves

0197	Thread
10031-S03	1/4" x 1/4" BSPP
43030	0.302 x 1/2" UNF

For **Hydraulic Filtration**
see pages **247-251**

HYDRAULIC HAND PUMPS

Pumps

Specification
- Cast iron body
- White zinc-plated support lever
- Lever connection OD: 27mm
- White zinc-plated external parts

Maximum Working Pressure:
350 bar

Double Acting Pump with Release Knob, Side Mount

0462	Displacement cm³	Thread	Max Pressure Bar	Model	To Suit
HHP-01	20	1/2"	350	Wall Mount	Single Acting Cylinder
		Tech Sheet 60145			

Double acting hand pump for single acting cylinder.

Specification
- Cast iron body
- Piston treated with Niploy
- White zinc-plated support lever
- Lever connection OD: 27mm
- White zinc-plated external parts
- Oil tank mounting kit included
- Pressure relief valve (standard setting): 100 bar

Maximum Working Pressure:
350 bar

Double Acting Pump with Release Knob & Pressure Relief Valve

0462	Displacement cm³	Thread	Max Pressure Bar	Model	To Suit
HHP-03	25	3/8"	350	Tank Mount	Single Acting Cylinder
		Tech Sheet 60147			

Specification
- Cast iron body
- Piston treated with Niploy
- White zinc-plated support lever
- Lever connection OD: 27mm
- White zinc-plated external parts

Maximum Working Pressure:
280 bar

Double Acting Pump with Release Knob, Bottom Mount

0462	Displacement cm³	Thread	Max Pressure Bar	Model	To Suit
HHP-02	50	1/2"	280	Wall Mount	Single Acting Cylinder
		Tech Sheet 60146			

Double acting hand pump for double acting cylinder.

Specification
- Cast iron body
- Piston treated with Niploy
- White zinc-plated support lever
- Lever connection OD: 27mm
- White zinc-plated external parts

Maximum Working Pressure:
350 bar

Double Acting Pump with 4/3 Diverter Valve & Pressure Relief Valve

0462	Displacement cm³	Thread	Max Pressure Bar	Model	To Suit
HHP-04	25	3/8"	350	Tank Mount	Double Acting Cylinder
		Tech Sheet 60148			

HYDRAULIC HAND PUMPS

Pumps

Double acting pump for double acting cylinder.

Specification:

- Cast iron body
- Piston treated with Niploy
- White zinc-plated support lever
- Lever connection OD: 27mm
- White zinc-plated external parts
- Oil tank mounting kit included
- Hydraulic brake to operate under 50 bar
- Pressure relief valve (standard setting): 100 bar

Maximum Working Pressure:
350 bar

Double Acting Pump with 4/3 Diverter Valve, PRV & Dual PO Check Valve

0462	Displacement cm³	Thread	Max Pressure Bar	Model	To Suit
HHP-05	25	3/8"	350	Tank Mount	Double Acting Cylinder
Tech Sheet 60149					

Single acting pump for single acting cylinder.

Specification:

- White zinc-plated steel body
- Piston treated with Niploy
- White zinc-plated external parts
- Release lever

Maximum Working Pressure:
220 bar

Single Acting Foot Pump with 1.5 Litre Reservoir

0462	Displacement cm³	Thread	Max Pressure Bar	To Suit
HFP-01	15	1/4"	220	Single Acting Cylinder
Tech Sheet 60150				

Accessories

Specification:

- Black hand grip
- White zinc-plated steel lever

Operating Lever

0462	To Suit	Length mm
HHP-OL	HHP Series	900
Tech Sheet 60152		

Closed centre option available.

3 Way Flow Diverter Valves

0462	Thread	Description	Max Pressure Bar	LPM
HHPDV-06	3/8"	Open Centre	350	60
HHPDV-08	1/2"	Open Centre	350	90
HHPDV-12	3/4"	Open Centre	350	120
Tech Sheet 60153				

Normally open, two position with mechanical control for tipping trucks.

Specification:

- Cast iron body
- Piston treated with Niploy
- White zinc plated external parts

Maximum Working Pressure:
250 bar

End Stroke Valves

0462	Thread	LPM
HESV-06	3/8"	60
HESV-08	1/2"	80

Gear Pump Elbows, BSPP

0347	Group	Thread
GPE1-12	1	1/2"
GPE1-38	1	3/8"
GPE2-12	2	1/2"
GPE2-34	2	3/4"
Tech Sheet 10129		

Steel Tanks

Specification:

- Suction pipe included
- Breather Cap 1/4" BSPP
- Release Cap 1/4" BSPP
- Standard colour black

Steel Oil Tanks for Hand Pumps

0462	Volume Litres	Thread
HHPT-01	1	1/4"
HHPT-02	2	1/4"
HHPT-03	3	1/4"
HHPT-05	5	1/4"
HHPT-07	7	1/4"
Tech Sheet 60151		

Roquet making moves

new product

Gear Pumps

Roquet is a premium manufacturer of gear pumps and motors ranging from 0.33-150 cm^3/rev. As standard, all Roquet gear pumps are manufactured with cast iron front and rear covers; reducing noise and increasing the product's life cycle. This design also enables the unit to accommodate in-built valves for speed control, etc.

Roquet pumps have an anechoic chamber, where engineers have designed the gear profile to reduce noise levels.

Gear Pumps

A gear pump is a positive displacement pump. It contains two identical interlocking gears, supported by separate shafts.

Generally, one gear is driven by a motor, and this in turn drives the other gear (idler gear).

Fixed volumes of fluid are enclosed between the outer gear teeth mechanically using a cyclic pumping action. This delivers a smooth and pulse-free flow, which is proportional to the rotational speed of the gears.

Close tolerances between the gears prevent fluid from transferring back through the centre. Also, close tolerances between the gears and the casing allow the pump to create suction at the inlet, and prevents fluid leaking back from the outlet. (Leakage is more likely with low viscosity liquids)

ALUMINIUM GEAR PUMPS

Group 1

Series: L0
Body: Aluminium
Displacement: from 1cm³/rev to 6,63cm³/rev
• Pumps with back cover in built valves available.
• Multiple pumps available.

1:8 Taper Shaft, 4 Bolt European Flange, BSPP Ports, Clockwise Rotation

3014	Displacement (cc/rev)	Continuous Max Pressure (bar)	Intermittent Max Pressure (bar)
1L01.5DE10R	1	275	300
1L03DE10R	2	275	300
1L05DE10R	3.3	240	275
1L07.5DE10R	5	185	200
1L010DE10R	6.6	135	150
Tech Sheet 71710			

Group 2

Series: G
Body: Aluminium
Displacement: from 4cm³/rev to 26,67cm³/rev
• Pumps with back cover in built valves available.
• Multiple pumps available.
'G' series improvements over previous 'L' series:
• More drive shaft designs are available.
• Shorter multiple pumps.
• Higher torque admissible.
• Higher torque from rear pumps in multiple pumps.

1:8 Taper Shaft, 4 Bolt European Flange, BSPP Ports, Clockwise Rotation

3014	Displacement (cc/rev)	Continuous Max Pressure (bar)	Intermittent Max Pressure (bar)
1G4CDE10R	4	275	300
1G6CDE10R	6	275	300
1G8CDE10R	8	275	300
1G11CDE10R	10.7	275	300
1G12CDE10R	12	275	300
1G15CDE10R	14.7	250	275
1G16CDE10R	16	250	275
1G18CDE10R	18	225	250
1G23CDE10R	23.3	180	200
1G27CDE10R	26.6	170	190
Tech Sheet 71710			

9 Tooth Splined Shaft, 2 Bolt SAE-A Flange, BSPP Ports, Clockwise Rotation

3014	Displacement (cc/rev)	Continuous Max Pressure (bar)	Intermittent Max Pressure (bar)
1G4CDG09R	4	275	300
1G6CDG09R	6	275	300
1G8CDG09R	8	275	300
1G11CDG09R	10.7	275	300
1G12CDG09R	12	275	300
1G15CDG09R	14.7	250	275
1G16CDG09R	16	250	275
1G18CDG09R	18	225	250
1G23CDG09R	23.3	180	200
1G27CDG09R	26.6	170	190
Tech Sheet 71710			

1:5 Taper Shaft, 4 Bolt German Flange, Square Flanged Ports, Clockwise Rotation

3014	Displacement (cc/rev)	Continuous Max Pressure (bar)	Intermittent Max Pressure (bar)
1G4CDJ23F	4	275	300
1G6CDJ23F	6	275	300
1G8CDJ23F	8	275	300
1G11CDJ23F	10.7	275	300
1G12CDJ23F	12	275	300
1G15CDJ23F	14.7	250	275
1G16CDJ23F	16	250	275
1G18CDJ23F	18	225	250
1G23CDJ23F	23.3	180	200
1G27CDJ23F	26.6	170	190
Tech Sheet 71710			

Other shaft, flange, porting or rotation configurations available on request. Also available in cast iron material.

ALUMINIUM GEAR PUMPS

Group 3

Series: PLA
Body: Aluminium
Displacement: from 18cm³/rev to 56cm³/rev
• Pumps with back cover in built valves available.
• Multiple pumps available.

1:8 Taper Shaft, 4 Bolt European Flange, BSPP Ports, Clockwise Rotation

3014	Continuous Max Pressure (bar)	Intermittent Max Pressure (bar)
1PLA27DE10R	250	275
1PLA36DE10R	250	275
1PLA45DE10R	250	275
1PLA54DE10R	225	250
1PLA66DE10R	200	225
1PLA84DE10R	175	200
Tech Sheet 71710		

1:5 Taper Shaft, 4 Bolt German Flange, Square Flanged Ports, Clockwise Rotation

3014	Displacement (cc/rev)	Continuous Max Pressure (bar)	Intermittent Max Pressure (bar)
1PLA27DJ23F	18	250	275
1PLA36DJ23F	24	250	275
1PLA45DJ23F	30	250	275
1PLA54DJ23F	36	225	250
1PLA66DJ23F	44	200	225
1PLA84DJ23F	56	175	200
Tech Sheet 71710			

9 Tooth Splined Shaft, 2 Bolt SAE-A Flange, BSPP Ports, Clockwise Rotation

3014	Displacement (cc/rev)	Continuous Max Pressure (bar)	Intermittent Max Pressure (bar)
1PLA27DG09R	18	250	275
1PLA36DG09R	24	250	275
1PLA45DG09R	30	250	275
1PLA54DG09R	36	225	250
1PLA66DG09R	44	200	225
1PLA84DG09R	56	175	200
Tech Sheet 71710			

Group 3.5

Series: PLC
Body: Aluminium
Displacement: from 53,33cm³/rev to 150cm³/rev
• Pumps with back cover in built valves available.
• Multiple pumps available.

1:8 Taper Shaft, 4 Bolt European Flange, SAE Ports, Clockwise Rotation

3014	Displacement (cc/rev)	Continuous Max Pressure (bar)	Intermittent Max Pressure (bar)
1PLC80DE10M	53.3	225	250
1PLC100DE10M	66.6	225	250
1PLC125DE10M	83.3	225	250
1PLC150DE10M	100	225	250
1PLC175DE10M	116.6	225	250
1PLC200DE10M	133.3	200	225
1PLC225DE10M	150	150	175
Tech Sheet 71710			

Group 4

Series: PLC
Body: Aluminium
Displacement: from 53,33cm³/rev to 150cm³/rev
• Pumps with back cover in built valves available.
• Multiple pumps available.

1:8 Taper Shaft, 4 Bolt European Flange, SAE Ports, Clockwise Rotation

3014	Displacement (cc/rev)	Continuous Max Pressure (bar)	Intermittent Max Pressure (bar)
1PLC80DJ23M	53.3	225	250
1PLC100DJ23M	66.6	225	250
1PLC125DJ23M	83.3	225	250
1PLC150DJ23M	100	225	250
1PLC175DJ23M	116.6	225	250
1PLC200DJ23M	133.3	200	225
1PLC225DJ23M	150	150	175
Tech Sheet 71710			

Other shaft, flange, porting or rotation configurations available on request. Also available in cast iron material.

Roquet making moves

new product

Gear Motors

Roquet is a premium manufacturer of gear pumps and motors ranging from 0.33-150 cm^3/rev. As standard, all Roquet gear motors are manufactured with cast iron front and rear covers; reducing noise and increasing the product's life cycle. This design also enables the unit to accommodate in-built valves for speed control, etc.

Roquet gear motors have an anechoic chamber where engineers have designed the gear profile to reduce noise levels.

Gear Motors

A gear motor is a mechanical actuator converting hydraulic pressure and flow into shaft rotation and torque. It is the rotary counterpart of the hydraulic cylinder.

Similarly to a gear pump, a gear motor consists of two identical interlocking gears, the driven gear and the idler gear. High-pressure oil enters the inlet side of the motor and flows around the outer periphery of the gear teeth - the gears mesh, which prevents the oil from coming back to the inlet from the outlet side.

For lubrication, a small amount of oil from the pressurised side bleeds through the bearings, and vents to the low pressure side, or through the drain port.

ALUMINIUM GEAR MOTORS

Group 1

Series: L0
Body: Aluminium
Displacement: from 1cm³/rev to 6,63cm³/rev
• Motors with back cover in built valves available.

1:8 Taper Shaft, 4 Bolt European Flange, BSPP Ports, Clockwise Rotation

3014	Displacement (cc/rev)	Continuous Max Pressure (bar)	Intermittent Max Pressure (bar)
1ML01.5DE10R	1	275	300
1ML03DE10R	2	275	300
1ML05DE10R	3.3	240	275
1ML07.5DE10R	5	185	200
1ML010DE10R	6.6	135	150
Tech Sheet 71711			

Group 2

Series: G
Body: Aluminium
Displacement: from 4cm³/rev to 26,67cm³/rev
• Motors with back cover in built valves available.
'G' series improvements over previous 'L' series:
• More drive shaft designs are available.
• Shorter multiple pumps.
• Higher torque admissible.
• Higher torque from rear pumps in multiple pumps.

1:8 Taper Shaft, 4 Bolt European Flange, BSPP Ports, Clockwise Rotation

3014	Displacement (cc/rev)	Continuous Max Pressure (bar)	Intermittent Max Pressure (bar)
1MG4CDE10R	4	275	300
1MG6CDE10R	6	275	300
1MG8CDE10R	8	275	300
1MG11CDE10R	10.7	275	300
1MG12CDE10R	12	275	300
1MG15CDE10R	14.7	250	275
1MG16CDE10R	16	250	275
1MG18CDE10R	18	225	250
1MG23CDE10R	23.3	180	200
1MG27CDE10R	26.6	170	190
Tech Sheet 71711			

Other shaft, flange, porting or rotation configurations available on request. Also available in cast iron material.

Group 3

Series: PLA
Body: Aluminium
Displacement: from 18cm³/rev to 56cm³/rev
• Motors with back cover in built valves available.

1:8 Taper Shaft, 4 Bolt European Flange, BSPP Ports, Clockwise Rotation

3014	Displacement (cc/rev)	Continuous Max Pressure (bar)	Intermittent Max Pressure (bar)
1MPLA27DE10R	18	250	275
1MPLA36DE10R	24	250	275
1MPLA45DE10R	30	250	275
1MPLA54DE10R	36	225	250
1MPLA66DE10R	44	200	225
1MPLA84DE10R	56	175	200
Tech Sheet 71711			

Group 3.5

Series: PLC
Body: Aluminium
Displacement: from 53,33cm³/rev to 150cm³/rev
• Motors with back cover in built valves available.

1:8 Taper Shaft, 4 Bolt European Flange, SAE Ports, Clockwise Rotation

3014	Displacement (cc/rev)	Continuous Max Pressure (bar)	Intermittent Max Pressure (bar)
1MPLC80DE10M	53.3	225	250
1MPLC100DE10M	66.6	225	250
1MPLC125DE10M	83.3	225	250
1MPLC150DE10M	100	225	250
1MPLC175DE10M	116.6	225	250
1MPLC200DE10M	133.3	200	225
1MPLC225DE10M	150	150	175
Tech Sheet 71711			

Group 4

Series: PLC
Body: Aluminium
Displacement: from 53,33cm³/rev to 150cm³/rev
• Motors with back cover in built valves available.

1:8 Taper Shaft, 4 Bolt European Flange, SAE Ports, Clockwise Rotation

3014	Displacement (cc/rev)	Continuous Max Pressure (bar)	Intermittent Max Pressure (bar)
1MPLC80DJ23M	53.3	225	250
1MPLC100DJ23M	66.6	225	250
1MPLC125DJ23M	83.3	225	250
1MPLC150DJ23M	100	225	250
1MPLC175DJ23M	116.6	225	250
1MPLC200DJ23M	133.3	200	225
1MPLC225DJ23M	150	150	175
Tech Sheet 71711			

Roquet making moves

new product

Cast Iron Gear Pumps

Group 3

Series: PNA
Material: Nodular cast iron
Displacement: from 53,33cm³/rev to 150cm³/rev
• Pumps with back cover in built valves available.
• Multiple pumps available.

13 Tooth Splined Shaft, 2 Bolt SAE-B Flange, BSPP Ports, Clockwise Rotation with Ball Bearing & Shaft Seal

3014	Displacement (cc/rev)	Continuous Max Pressure (bar)	Intermittent Max Pressure (bar)
13PNA36DG09R	24	270	300
13PNA45DG09R	30	270	300
13PNA54DG09R	36	260	285
13PNA66DG09R	44	260	285
13PNA84DG09R	56	210	250
13PNA96DG09R	64	180	225
13PNA110DG09R	73.3	160	200
Tech Sheet 71712			

Group 3.5

Series: PNC
Material: Nodular cast iron
Displacement: from 53,33cm³/rev to 150cm³/rev
• Pumps with back cover in built valves available.
• Multiple pumps available.



1:8 Taper Shaft, 4 Bolt European Flange, BSPP Ports, Clockwise Rotation

3014	Displacement (cc/rev)	Continuous Max Pressure (bar)	Intermittent Max Pressure (bar)
1PNC80DE10M	53.3	260	290
1PNC100DE10M	66.6	260	290
1PNC125DE10M	83.3	250	275
1PNC150DE10M	100	250	275
1PNC175DE10M	116.6	225	250
1PNC200DE10M	133.3	200	225
1PNC225DE10M	150	175	200
Tech Sheet 71712			

Other shaft, flange, porting or rotation configurations available on request.

HYDRAULIC CONTROL VALVES

Roquet making moves

new product

Monoblock Valves

Maximum Working Pressure:
350 bar

Port Sizes:
P, T, A, B: 3/8" BSPP
Nominal Flow: 40 L/min
Maximum Spool Quantity: 6
Main Relief Valve Pressure Ranges Available: 5-80 bar, 85-175 bar, 180-250 bar, 255-350 bar

3/8" BSPP, 102 Series, 3 Position, Single Section, Open Centre, 85-175 bar Relief Valve

3013	Spool Control Option	Spool Type
102N1PA12I	Spring Return	Motor
102N1PA12D	Spring Return	Cylinder
102N2PA12I	Detent	Motor
102N2PA12D	Detent	Cylinder
102N22PA12I	Pneumatic Pilot	Motor
102N22PA12D	Pneumatic Pilot	Cylinder
102N35RA12I	Rotative	Motor
102N35RA12D	Rotative	Cylinder
Tech Sheet 71709		

Maximum Working Pressure:
350 bar

Port Sizes:
P, T, A, B: 1/2" BSPP
Nominal Flow: 60 L/min
Maximum Spool Quantity: 2
Main Relief Valve Pressure Ranges Available: 5-80 bar, 85-175 bar, 180-250 bar, 255-350 bar

1/2" BSPP, 1102 Series, 3 Position, Single Section, Open Centre, 85-175 bar Relief Valve

3013	Spool Control Option	Spool Type
1102N1PA12I	Spring Return	Motor
1102N1PA12D	Spring Return	Cylinder
1102N2PA12I	Detent	Motor
1102N2PA12D	Detent	Cylinder
1102N22PA12I	Pneumatic Pilot	Motor
1102N22PA12D	Pneumatic Pilot	Cylinder
1102N35RA12I	Rotative	Motor
1102N35RA12D	Rotative	Cylinder
Tech Sheet 71709		

Sectional Valves

Maximum Working Pressure:
350 bar

Port Sizes:
P, T: 3/4" BSPP
A, B: 1/2" BSPP
Nominal Flow: 100 L/min
Maximum Spool Quantity: 10
Main Relief Valve Pressure Ranges Available: 5-80 bar, 85-175 bar, 180-250 bar, 255-350 bar

1/2" BSPP, 406 Series, 3 Position, Single Section, Open Centre, 85-175 bar Relief Valve

3013	Spool Control Option	Spool Type
406N1PA12I	Spring Return	Motor
406N1PA12D	Spring Return	Cylinder
406N2PA12I	Detent	Motor
406N2PA12D	Detent	Cylinder
406N22PA12I	Pneumatic Pilot	Motor
406N22PA12D	Pneumatic Pilot	Cylinder
406N35RA12I	Rotative	Motor
406N35RA12D	Rotative	Cylinder
Tech Sheet 71709		

Maximum Working Pressure:
350 bar

Port Sizes:
P, T, A, B: 3/4" BSPP
Nominal Flow: 100 L/min
Maximum Spool Quantity: 10
Main Relief Valve Pressure Ranges Available: 5-80 bar, 85-175 bar, 180-250 bar, 255-350 bar

3/4" BSPP, 1406 Series, 3 Position, Single Section, Open Centre, 85-175 bar Relief Valve

3013	Spool Control Option	Spool Type
1406N1PA12I	Spring Return	Motor
1406N1PA12D	Spring Return	Cylinder
1406N2PA12I	Detent	Motor
1406N2PA12D	Detent	Cylinder
1406N22PA12I	Pneumatic Pilot	Motor
1406N22PA12D	Pneumatic Pilot	Cylinder
1406N35RA12I	Rotative	Motor
1406N35RA12D	Rotative	Cylinder
Tech Sheet 71709		

Closed centre, HPCO, additional sections and bespoke configurations available on reques

HYDRAULIC BALL VALVES

Hydraulic Ball Valves

Working Temperature: -20°C to +120°C

- Carbon steel body
- Excellent sealing properties
- Zinc-plated C6F
- High pressure
- Steel ball
- Full flow



2 Way, BSPP, NBR Seals

0177	Thread	DN Size	Length mm	Max Pressure Bar
KHB-G1/4	1/4"	6	69	500
KHB-G3/8	3/8"	10	72	500
KHB-G1/2	1/2"	13	83	500
KHB-G3/4	3/4"	20	95	315
KHB-G1	1"	25	113	315
KHB-G11/4	1.1/4"	25	110	315
KHB-G11/2	1.1/2"	25	130	315
Tech Sheet 10171				

2 Way, Side Hole Fixing, BSPP, Nitrile Seals

0177	Thread	DN Size	Length mm	Max Pressure Bar
KHBSM-G1/4	1/4"	6	69	500
KHBSM-G3/8	3/8"	10	72	500
KHBSM-G1/2	1/2"	13	83	500
KHBSM-G3/4	3/4"	20	95	315
KHBSM-G1	1"	25	113	315
KHBSM-G11/4	1.1/4"	25	110	315
KHBSM-G11/2	1.1/2"	25	130	315
Tech Sheet 10171				

2 Way, Top Mountable for Actuation, BSPP, Nitrile Seals

0177	Thread	DN Size	Length mm	Max Pressure Bar
KHBTM-G1/4	1/4"	6	69	500
KHBTM-G3/8	3/8"	10	72	500
KHBTM-G1/2	1/2"	13	83	500
KHBTM-G3/4	3/4"	20	95	315
KHBTM-G1	1"	25	113	315
KHBTM-G11/4	1.1/4"	25	110	315
KHBTM-G11/2	1.1/2"	25	130	315
Tech Sheet 10171				



2 Way, 3000lb, Flanged

0177	ND	DN Size	Length mm	Max Pressure Bar
KHBF3-1/2	1/2"	13	151	210
KHBF3-3/4	3/4"	20	162	210
KHBF3-1	1"	25	178	210
KHBF3-1.1/4	1.1/4"	32	191	210
KHBF3-1.1/2	1.1/2"	40	231	210
KHBF3-2	2"	50	232	210
Tech Sheet 10044				

2 Way, 6000lb, Flanged

0177	ND	DN Size	Length mm	Max Pressure Bar
KHBF6-1/2	1/2"	13	151	420
KHBF6-3/4	3/4"	20	174	420
KHBF6-1	1"	25	198	420
KHBF6-1.1/4	1.1/4"	32	223	420
KHBF6-1.1/2	1.1/2"	40	281	420
Tech Sheet 10044				

2 Way, Light-duty, DIN 2353

0177	Thread	DN Size	Description	Length mm	Max Pressure Bar
KHB-8L	M14 x 1.5	6	8L	69	500
KHB-10L	M16 x 1.5	10	10L	77	500
KHB-12L	M18 x 1.5	10	12L	77	500
KHB-15L	M22 x 1.5	13	15L	83	500
KHB-22L	M30 x 2	20	22L	101	315
KHB-28L	M36 x 2	25	28L	108	315
Tech Sheet 10171					

2 Way, Heavy-duty, DIN 2353

0177	Thread	DN Size	Description	Length mm	Max Pressure Bar
KHB-10S	M18 x 1.5	6	10S	73	500
KHB-12S	M20 x 1.5	8	12S	77	500
KHB-16S	M24 x 1.5	13	16S	87	500
KHB-20S	M30 x 2	13	20S	91	500
KHB-25S	M36 x 2	20	25S	111	315
KHB-30S	M42 x 2	25	30S	120	315
Tech Sheet 10171					

Lockable Hydraulic Ball Valves

Working Temperature:
-20°C to +120°C

Lock not included

2 Way, BSPP

0177	Thread	DN Size	Length mm	Max Pressure Bar
KHB-G1/4-LK	1/4"	6	69	500
KHB-G3/8-LK	3/8"	10	72	500
KHB-G1/2-LK	1/2"	13	83	500
KHB-G3/4-LK	3/4"	20	95	315
KHB-G1-LK	1"	25	113	315
KHB-G11/4-LK	1.1/4"	25	110	315
KHB-G11/2-LK	1.1/2"	25	130	315
Tech Sheet 10171				

2 Way, Side Hole Fixing, BSPP

0177	Thread	DN Size	Length mm	Max Pressure Bar
KHBSM-G1/4-LK	1/4"	6	69	500
KHBSM-G3/8-LK	3/8"	10	72	500
KHBSM-G1/2-LK	1/2"	13	83	500
KHBSM-G3/4-LK	3/4"	20	95	315
KHBSM-G1-LK	1"	25	113	315
KHBSM-G11/4-LK	1.1/4"	25	110	315
KHBSM-G11/2-LK	1.1/2"	25	130	315
Tech Sheet 10171				

2 Way, Light-duty, DIN 2353

0177	Thread	DN Size	Description	Length mm	Max Pressure Bar
KHB-8L-LK	M14 x 1.5	6	8L	69	500
KHB-10L-LK	M16 x 1.5	8	10L	77	500
KHB-12L-LK	M18 x 1.5	13	12L	77	500
KHB-15L-LK	M22 x 1.5	13	15L	83	500
KHB-22L-LK	M30 x 2	20	22L	101	315
KHB-28L-LK	M36 x 2	25	28L	108	315
Tech Sheet 10171					

2 Way, Heavy-duty, DIN 2353

0177	Thread	DN Size	Description	Length mm	Max Pressure Bar
KHB-10S-LK	M18 x 1.5	8	10S	73	500
KHB-12S-LK	M20 x 1.5	13	12S	77	500
KHB-16S-LK	M24 x 1.5	13	16S	87	500
KHB-20S-LK	M30 x 2	20	20S	91	500
KHB-25S-LK	M36 x 2	25	25S	111	315
KHB-30S-LK	M42 x 2	25	30S	120	315
Tech Sheet 10171					



2 Way, 3000lb, Flanged

0177	ND	DN Size	Length mm	Max Pressure Bar
KHBF3-1/2-LK	1/2"	13	151	210
KHBF3-3/4-LK	3/4"	20	162	210
KHBF3-1-LK	1"	25	178	210
KHBF3-1.1/4-LK	1.1/4"	32	191	210
KHBF3-1.1/2-LK	1.1/2"	40	231	210
KHBF3-2-LK	2"	50	232	210
Tech Sheet 10171				



2 Way, 6000lb, Flanged

0177	ND	DN Size	Length mm	Max Pressure Bar
KHBF6-1/2-LK	1/2"	13	151	420
KHBF6-6/4-LK	3/4"	20	174	420
KHBF6-1-LK	1"	25	198	420
KHBF6-1.1/4-LK	1.1/4"	32	223	420
KHBF6-1.1/2-LK	1.1/2"	40	281	420
KHBF6-2-LK	2"	50	316	420
Tech Sheet 10171				

HYDRAULIC BALL VALVES

Hydraulic Ball Valves

Working Temperature:
-20°C to +120°C

- Carbon steel body
- Excellent sealing properties
- Zinc-plated C6F
- High pressure
- Steel ball
- Full flow

3 Way, L-Ported, BSPP, Nitrile Seals

0177	Thread	Length mm	Max Pressure Bar
KHB3K-G1/4	1/4"	69	500
KHB3K-G3/8	3/8"	72	500
KHB3K-G1/2	1/2"	83	500
KHB3K-G3/4	3/4"	95	315
KHB3K-G1	1"	113	315
KHB3K-G11/4	1.1/4"	110	315
KHB3K-G11/2	1.1/2"	130	315
Tech Sheet 2129			

Working Temperature:
-20°C to +120°C

- Carbon steel body
- Excellent sealing properties
- Zinc-plated C6F
- High pressure
- Steel ball
- Full flow

3 Way, T-Ported, BSPP, Nitrile Seals

0177	Thread	Length mm	Max Pressure Bar
KHB3T-G1/4	1/4"	69	500
KHB3T-G3/8	3/8"	72	500
KHB3T-G1/2	1/2"	83	500
KHB3T-G3/4	3/4"	95	315
KHB3T-G1	1"	113	315
KHB3T-G11/4	1.1/4"	110	315
KHB3T-G11/2	1.1/2"	130	315
Tech Sheet 2129			

Lockable Hydraulic Ball Valves



3 Way, L-Ported, BSPP, Nitrile Seals

0177	Thread	DN Size	Length mm	Max Pressure Bar
KHB3K-G1/4-LK	1/4"	6	69	500
KHB3K-G3/8-LK	3/8"	10	72	500
KHB3K-G1/2-LK	1/2"	13	83	500
KHB3K-G3/4-LK	3/4"	20	95	315
KHB3K-G1-LK	1"	25	113	315
KHB3K-G11/4-LK	1.1/4"	25	110	315
KHB3K-G11/2-LK	1.1/2"	25	130	315
Tech Sheet 2129				

3 Way, T-Ported, BSPP, Nitrile Seals

0177	Thread	DN Size	Length mm	Max Pressure Bar
KHB3T-G1/4-LK	1/4"	6	69	500
KHB3T-G3/8-LK	3/8"	10	72	500
KHB3T-G1/2-LK	1/2"	13	83	500
KHB3T-G3/4-LK	3/4"	20	95	315
KHB3T-G1-LK	1"	25	113	315
KHB3T-G11/4-LK	1.1/4"	25	110	315
KHB3T-G11/2-LK	1.1/2"	25	130	315
Tech Sheet 2129				

Spare Handles

KHB Series Cranked Handles

0177	To Suit
KHBHANDLE-14-12	1/4" to 1/2"
KHBHANDLE-34-1	3/4" to 1"
KHBHANDLE-114-2	1.1/4" to 2"
Tech Sheet 2129	

Lock not included

Non-return Valves

Material: Carbon steel
Plating: Zinc-plated chrome free
Interchangeability: Stucchi VU, Holmbury ATR, VPC series
Cracking Pressure: 0.35 bar

High Pressure 0.35 to 0.5 bar Cracking Pressure, BSPP

0177	Thread	Length mm	Hex Size mm	Max Pressure Bar
EHRVG-14	1/4"	60	19	700
EHRVG-38	3/8"	70	24	700
EHRVG-12	1/2"	77	30	500
EHRVG-34	3/4"	90	36	500
EHRVG-1	1"	106	45	500
EHRVG-114	1.1/4"	125	55	400
EHRVG-112	1.1/2"	140	65	320
EHRVG-2	2"	160	75	320
Tech Sheet 10170				

Material: Carbon steel
Plating: Zinc-plated chrome free
Interchangeability: Stucchi VU, Holmbury ATR, VPC series
Cracking Pressure: 3 bar

3 bar Cracking Pressure, BSPP

0177	Thread	Length mm	Hex Size mm	Max Pressure Bar
EHRVG-14-3CP	1/4"	62	19	350
EHRVG-38-3CP	3/8"	68	24	350
EHRVG-12-3CP	1/2"	77	30	350
EHRVG-34-3CP	3/4"	88	36	350
EHRVG-1-3CP	1"	105	41	350
EHRVG-114-3CP	1.1/4"	135	55	300
EHRVG-112-3CP	1.1/2"	145	60	300
Tech Sheet 10170				

Material: Carbon steel
Plating: Zinc-plated chrome free
Interchangeability: Stucchi VU, Holmbury ATR, VPC series
Cracking Pressure: 5 bar

5 bar Cracking Pressure, BSPP

0177	Thread	Length mm	Hex Size mm	Max Pressure Bar
EHRVG-14-5CP	1/4"	62	19	350
EHRVG-38-5CP	3/8"	68	24	350
EHRVG-12-5CP	1/2"	77	30	350
EHRVG-34-5CP	3/4"	88	36	350
EHRVG-1-5CP	1"	105	41	350
EHRVG-114-5CP	1.1/4"	135	55	300
EHRVG-112-5CP	1.1/2"	145	60	300
Tech Sheet 10170				

Flow Control Valves

Body: Carbon steel
Handle: Aluminium
Spring: SS302 or C72
Standard O-Rings: Nitrile
Ring Stem: PTFE

Working Temperature:
-20°C to +100°C

Maximum Working Pressure:
350 bar

Uni-directional (Controlled Flow One Direction, Free Flow Reverse), BSPP

0177	Thread	Mounting Thread
EHCVG1/4	1/4"	M20 x 1
EHCVG3/8	3/8"	M25 x 1
EHCVG1/2	1/2"	M30 x 1.5
EHCVG3/4	3/4"	M35 x 1.5
EHCVG1	1"	M35 x 1.5
Tech Sheet 2130		

Bi-directional (Controlled Flow Both Directions), BSPP

0177	Thread	Mounting Thread
EHTVG1/4	1/4"	M20 x 1
EHTVG3/8	3/8"	M25 x 1
EHTVG1/2	1/2"	M30 x 1.5
EHTVG3/4	3/4"	M35 x 1.5
EHTVG1	1"	M35 x 1.5
Tech Sheet 2131		

STAINLESS STEEL HYDRAULIC VALVES

stainless steel

FTI PRO

High Pressure Stainless Steel Ball Valves

Working Temperature:
-20°C to +120°C

- Nitrile seals

2 Way, BSPP

0098	Thread	Max Pressure Bar
HBVSS-14	1/4"	500
HBVSS-38	3/8"	500
HBVSS-12	1/2"	500
HBVSS-34	3/4"	315
HBVSS-1	1"	315
Tech Sheet 20888		

High Pressure Stainless Steel Block Style Ball Valves

2 Way, BSPP

0098	Thread	DN Size	Length mm	Max Pressure Bar
HBBVSS-14	1/4"	6	69	500
HBBVSS-38	3/8"	10	72	500
HBBVSS-12	1/2"	13	83	500
HBBVSS-34	3/4"	20	95	315
HBBVSS-1	1"	25	113	315
Tech Sheet 10224				

Due to the change of finishes used by our supplier, the product you receive may look slightly different to that illustrated.

Lockable High Pressure Stainless Steel Block Style Ball Valves

Lock not included

2 Way, BSPP

0098	Thread	DN Size	Length mm	Max Pressure Bar
HBBVSS-14-LK	1/4"	6	69	500
HBBVSS-38-LK	3/8"	10	72	500
HBBVSS-12-LK	1/2"	13	83	500
HBBVSS-34-LK	3/4"	20	95	315
HBBVSS-1-LK	1"	25	113	315
Tech Sheet 10224				

High Pressure Check Valves

Maximum Working Pressure:
350 bar

BSPP, 0.5 bar Cracking Pressure

0098	Thread
HCVSS-3/8	3/8"
HCVSS-1/2	1/2"
HCVSS-3/4	3/4"
HCVSS-1	1"
Tech Sheet 10043	

Locking Device

Stainless Steel

0177	To Suit
HPBVLD-1	DN6, DN8, DN10, DN13
HPBVLD-2	DN20, DN25
HPBVLD-3	DN32, DN38, DN50
Tech Sheet 10171	

Needle Valves

Working Temperature:
-20°C to +100°C

Maximum Working Pressure:
210 bar

Body: Brass, nickel plated
Seal: Nitrile
Stem: 304 Stainless steel

In-line, Bi-directional (Controlled Flow Both Ways) Flow Control & Shut Off, BSPP

0274	Thread
1251-1010	1/8"
1251-1313	1/4"
1251-1717	3/8"
1251-2121	1/2"

Tech Sheet 10514

Working Temperature:
-20°C to +100°C

Maximum Working Pressure:
210 bar

Body: Brass, nickel plated
Seal: Nitrile
Stem: 304 Stainless steel

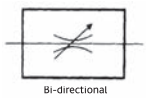

Angled, In-line, Bi-directional (Controlled Flow Both Ways) Flow Control & Shut Off, BSPP

0274	Thread
1252-2010	1/8"
1252-2013	1/4"
1252-2017	3/8"
1252-2021	1/2"

Tech Sheet 10515

Working Temperature:
-20°C to +100°C

Maximum Working Pressure:
210 bar

Body: Brass, nickel plated
Seal: Nitrile
Stem: 304 Stainless steel

In-line, Uni-directional (Controlled Flow One Way) with Free Reverse Flow, BSPP

0274	Thread
1253-3013	1/4"
1253-3017	3/8"
1253-3021	1/2"

Tech Sheet 10516

Needle Valves - Speed Control

Working Temperature:
-20°C to +100°C

Maximum Working Pressure:
400 bar: 1/4" to 3/4"
320 bar: 1"

Seal: Nitrile

Female x Female, BSPP

0274	Thread	Length mm	LPM	Return LPM
NCV-14	1/4"	55	50	70
NCV-38	3/8"	65	75	110
NCV-12	1/2"	73	140	150
NCV-34	3/4"	88	175	200
NCV-1	1"	127	350	275

Tech Sheet 10517

Needle Valves - Flow Control

Working Temperature:
-20°C to +100°C

Maximum Working Pressure:
400 bar: 1/4" to 3/4"
320 bar: 1

Seal: Nitrile

Female x Female, BSPP

0274	Thread	Length mm	LPM
INV-14	1/4"	48	50
INV-38	3/8"	58	75
INV-12	1/2"	68	140
INV-34	3/4"	78	175
INV-1	1"	108	350

Tech Sheet 10518

Hydraulic Non-return Valves

High Pressure, Carbon Steel, BSPP

0268	Thread	Length mm	Max Pressure Bar	Cracking Pressure Bar
HNRV-14	1/4"	62	350	0.5
HNRV-38	3/8"	68	350	0.5
HNRV-12	1/2"	78	350	0.5
HNRV-34	3/4"	88	300	0.5
HNRV-1	1"	112	250	0.5

Tech Sheet 10519

Panel Mounting Nuts

For Series INV & NCV

0274	To Suit
2570-13	1/4"
2570-17	3/8"
2570-21	1/2"
2570-26	3/4"

For Series 1251, 1252 & 1253

0274	To Suit
1203-1010	1/8"
1203-1313	1/4"
1203-1717	3/8"
1203-2121	1/2"

Diverter Valves

Manufactured from machined steel body with a hardened and ground spool, and a chemically blackened finish.

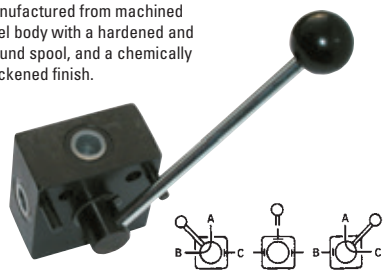

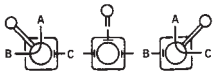

Three Port 2 Way, BSPP

0267	Thread	LPM	Max Pressure Bar
38-3DVL	3/8"	27	207
12-3DVL	1/2"	36	210
34-3DVL	3/4"	100	207
1-3DVL	1"	160	207

Four Port Open Centre, BSPP

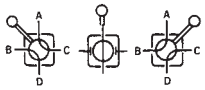

0267	Thread	LPM	Max Pressure Bar
38-4DVOC	3/8"	27	207
12-4DVOC	1/2"	36	210

Three Port T, BSPP

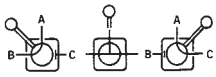

0267	Thread	LPM	Max Pressure Bar
38-3DVT	3/8"	27	207
12-3DVT	1/2"	36	210

Four Port Closed Centre, BSPP

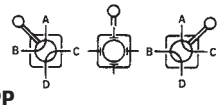

0267	Thread	LPM	Max Pressure Bar
38-DVCC	3/8"	27	207
12-DVCC	1/2"	36	210

THREADED HYDRAULIC VALVES

Direct Acting Sequence Valves

Pre-set and other spring ratings available on request.

Maximum Working Pressure:
350 bar

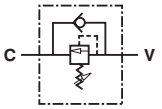

BSPP

0347	Thread	Pressure Range Bar
DASV06	3/8"	10-180
DASV08	1/2"	10-180
DASV12	3/4"	50-350
Tech Sheet 10098		

Pressure Relief Valves

Pre-set and other spring ratings available on request.

Maximum Working Pressure:
300 bar

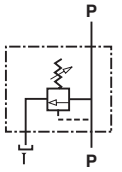

BSPP

0347	Thread	Pressure Range Bar
RV06/180	3/8"	10-180
RV08/180	1/2"	10-180
RV12/180	3/4"	10-180
Tech Sheet 10101		

Dual Cross Relief Valve

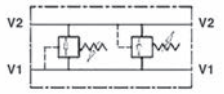

BSPP

0347	Thread	Pressure Range Bar
DCRV04/180	1/4"	10-180
DCRV06/180	3/8"	10-180
DCRV08/180	1/2"	10-180
DCRV012/180	3/4"	10-180
Tech Sheet 10534		

Single Overcentre Valves

1:8 pilot ratio available on request.

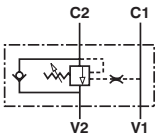

BSPP

0347	Thread	Ratio
SOCV06	3/8"	1:3.1
SOCV08	1/2"	1:3.1
SOCV12	3/4"	1:5.5
Tech Sheet 10099		

Single Pilot Operated Check Valves

Other cracking pressures available on request.

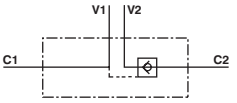

BSPP

0347	Thread	Cracking Pressure Bar	Ratio
POCV04	1/4"	4	1:5.5
POCV06	3/8"	3	1:5.5
POCV08	1/2"	6	1:5
Tech Sheet 10102			

Pressure Reducing Valve, Direct Acting

15-55 bar range available on request.

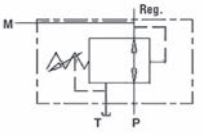

BSPP

0347	Thread	Pressure Range Bar
PREDV06	3/8"	30-165
PREDV08	1/2"	30-165
Tech Sheet 10535		

Double Overcentre Valves

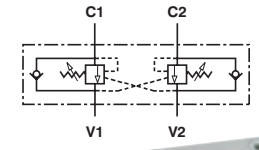



BSPP

0347	Thread	Ratio
DOCV06	3/8"	1:3.1
DOCV08	1/2"	1:3.1
DOCV12	3/4"	1:5.5
Tech Sheet 10100		

Double Pilot Operated Check Valves

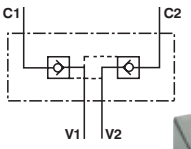

BSPP

0347	Thread	Cracking Pressure Bar	Ratio
DPOCV04	1/4"	4.5	1:5.5
DPOCV06	3/8"	4.5	1:5.5
DPOCV08	1/2"	3	1:4.5
Tech Sheet 10103			

Shuttle Valves



BSPP

0347	Thread	Max Pressure Bar	LPM
SV04	1/4"	450	30
SV06	3/8"	450	45
SV08	1/2"	450	70
SV12	3/4"	350	110
Tech Sheet 10104			

3 Way Diverter Valves

Closed centre configuration available on request.

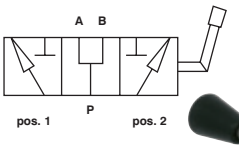

Maximum Working Pressure:
250 bar

Open Centre, BSPP

0347	Thread	LPM
DV306	3/8"	35
DV308	1/2"	60
DV312	3/4"	100
Tech Sheet 10105		

4 Way Diverter Valves

P to T, A and B closed, available on request.

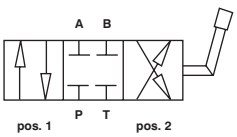



All Ports Closed, BSPP

0347	Thread	LPM
DV406	3/8"	35
DV408	1/2"	60
DV412	3/4"	100
Tech Sheet 10106		

Hose Burst Valves

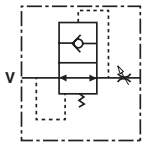

Maximum Working Pressure:
350 bar

Female/Female, BSPP

0347	Thread	LPM
HBVF04	1/4"	25
HBVF06	3/8"	50
HBVF08	1/2"	80
HBVF12	3/4"	140
HBVF16	1"	180
Tech Sheet 10107		

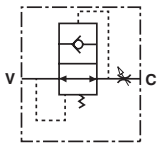

Maximum Working Pressure:
350 bar

Male/Female, BSPP

0347	Thread	LPM
HBVMF04	1/4"	25
HBVMF06	3/8"	50
HBVMF08	1/2"	80
HBVMF12	3/4"	140
HBVMF16	1"	180
Tech Sheet 10107		

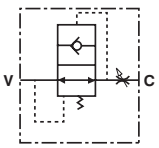

Maximum Working Pressure:
350 bar

Cartridge

0347	To Suit
HBVC04	1/4"
HBVC06	3/8"
HBVC08	1/2"
HBVC12	3/4"
Tech Sheet 10107	

Hydraulic Swivel Joints

- Seal Nitrile
- Mounted between a hose assembly and rigid component in order to allow and compensate occasional rotations, preventing hose damage.

90° Swivel, BSPP

0507	Thread	Max Static Pressure Bar	Max Dynamic Pressure Bar
2019-3660	1/4"	400	200
2019-3678	3/8"	400	200
2019-3686	1/2"	300	150
2019-3694	3/4"	300	150
2019-3702	1"	300	100
2019-3703	1.1/4"	300	100
2019-3704	1.1/2"	300	80
2019-3705	2"	250	50
Tech Sheet 849			



Straight Swivel, BSPP

0507	Thread	Max Rotating Pressure Bar	Max Dynamic Pressure Bar
2019-2639	1/4"	400	200
2019-3629	3/8"	400	200
2019-3637	1/2"	300	150
2019-3645	3/4"	300	150
2019-3652	1"	300	100
2019-3653	1.1/4"	300	100
2019-3654	1.1/2"	300	80
2019-3655	2"	250	50
Tech Sheet 848			

THREADED HYDRAULIC VALVES

Barrel Flow Control Valve

BSPP

0347	Thread	LPM	Max Pressure Bar
BFCV04	1/4″	20	300
BFCV06	3/8″	45	300
BFCV08	1/2″	70	300
BFCV12	3/4″	110	250
BFCV16	1″	160	250
Tech Sheet 10536			

Barrel Flow Control Valve, with Check

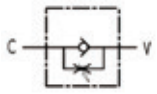

BSPP

0347	Thread	LPM	Max Pressure Bar
BFCVC04	1/4″	20	300
BFCVC06	3/8″	45	300
BFCVC08	1/2″	70	300
BFCVC12	3/4″	110	250
BFCVC16	1″	160	250
Tech Sheet 10537			

Compensated Flow Control Valve

Maximum Working Pressure:
250 bar

BSPP

0347	Thread	LPM
CFVC04	1/4″	25
CFVC06	3/8″	30
CFVC08	1/2″	45
Tech Sheet 10538		

3 Port Flow Control Valve, Ongoing to Pressure

BSPP

0347	Thread	LPM
3FCVP06	3/8″	60
3FCVP08	1/2″	80
3FCVP12	3/4″	120
3FCVP16	1″	200
Tech Sheet 10539		

3 Port Flow Control Valve, Excess to Tank

Maximum Working Pressure:
350 bar

BSPP

0347	Thread	LPM
3FCVT06	3/8″	60
3FCVT08	1/2″	80
3FCVT12	3/4″	120
Tech Sheet 10540		

2 Way Flow Divider, Cast Iron

Maximum Working Pressure:
250 bar

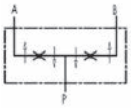

BSPP

0347	Inlet Thread	Outlet Thread	LPM
CFD063	3/8″	3/8″	3
CFD066	3/8″	3/8″	6
CFD0610	3/8″	3/8″	10
CFD0620	3/8″	3/8″	20
CFD0632	3/8″	3/8″	32
CFD0840	1/2″	3/8″	40
CFD0860	1/2″	3/8″	60
CFD0880	1/2″	3/8″	80
Tech Sheet 10541			

2 Way Flow Divider, Steel

Maximum Working Pressure:
250 bar

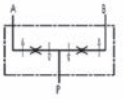

BSPP

0347	Inlet Thread	Outlet Thread	LPM
SFD0610	3/8″	3/8″	10
SFD0620	3/8″	3/8″	20
SFD0840	1/2″	3/8″	40
SFD0860	1/2″	3/8″	60
Tech Sheet 10542			

Male Check Valve

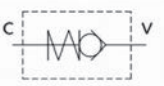

BSPP, 1 bar Cracking Pressure

0347	Thread	Max Pressure Bar
MVC04	1/4″	350
MVC06	3/8″	350
MVC08	1/2″	350
MVC12	3/4″	350
MVC16	1″	320
MVC20	1.1/4″	320
MVC24	1.1/2″	320
MVC32	2″	320
Tech Sheet 10543		

HYDRAULIC FILTRATION

High Pressure In-line Filters

Features:
- Filter element remains in filter bow
- Environmentally-friendly design
- Bypass valve integral part of filter bow

Benefits
- Avoid use of non-genuine parts
- Less space needed to change/service filte
- Reduces environmental waste by over 50%
- No handling of loose reusable parts
- Easy to integrate in manifold systems
- Lower pressure lost across filte

Typical Applications:
- Mobile working hydraulics
- Mobile drive system
- Pilot line filtratio
- Servo controls
- Reverse flow valve application
- Industrial working hydraulics
- Control systems

iprotect® glass fibre element as standard

Working Temperature:
-40°C to +100°C

Maximum Working Pressure:
450 bar

Also available with various connections:
- SAE flanged
- SAE threaded
- ISO metric
- Manifold mounted

EPF Series, 7 bar Bypass

0045	Thread	LPM	Micron
EPF1105QIBPMG081	1/2"	40	5
EPF1110QIBPMG081	1/2"	40	10
EPF2205QIBPMG121	3/4"	140	5
EPF2210QIBPMG121	3/4"	140	10
EPF3205QIBPMG161	1"	250	5
EPF3210QIBPMG161	1"	250	10
EPF4205QIBPMG201	1.1/4"	450	5
EPF4210QIBPMG201	1.1/4"	450	10
EPF5105QIBPMG241	1.1/2"	500	5
EPF5110QIBPMG241	1.1/2"	500	10
Tech Sheet 67979			

High Pressure Replacement Elements



2 Micron Element

0045	Manufacturer's Code	To Suit
EPF1-12-2	944418Q	EPF1
EPF2-34-2	944430Q	EPF2
EPF3-1-2	944438Q	EPF3
Tech Sheet 67979		

5 Micron Element

0045	Manufacturer's Code	To Suit
EPF1-12-5	944419Q	EPF1
EPF2-34-5	944431Q	EPF2
EPF3-1-5	944439Q	EPF3
EPF4-114-5	944447Q	EPF4
Tech Sheet 67979		

10 Micron Element

0045	Manufacturer's Code	To Suit
EPF1-12-10	944420Q	EPF1
EPF2-34-10	944432Q	EPF2
EPF3-1-10	944440Q	EPF3
EPF4-114-10	944448Q	EPF4
Tech Sheet 67979		

20 Micron Element

0045	Manufacturer's Code	To Suit
EPF1-12-20	944421Q	EPF1
EPF2-34-20	944433Q	EPF2
EPF5-112-20	944453Q	EPF5
Tech Sheet 67979		

High Pressure In-line Filter Accessories

Visual Clogging Indicators

0045	Port Size
FMUM3MVMS08	S08 Cavity
Tech Sheet 67979	

- Enclosure class IP65
- Electrical connector DIN 43650
- Overvoltage category II (EN61010-1)

Electrical Clogging Indicators

0045	Port Size
FMUT1MVMS08	S08 Cavity
Tech Sheet 67979	

Fluoroelastomer also available



Nitrile Seal Kits

0045	To Suit
EPFSK001	EPF1
EPFSK002	EPF2
EPFSK003	EPF3
EPFSK004	EPF4 & 5
Tech Sheet 67979	

HYDRAULIC FILTRATION

Medium Pressure Filters

Features:
- More compact solutions are possible
- Filter element remains in filter bowl during filter servi
- Reduces waste over 50% thanks to reusable element core
- No risk of installation mistake due to a 'foolproof' design
- Easy to integrate into hydraulic manifold solutions

Benefits
- Avoid use of non-genuine parts
- Less space needed to change/service filte
- No handling of loose reusable parts
- Lower pressure lost across filte

Typical Applications:
- Compressor lube oil
- Off-line filter loops
- Machine tools (automotive standard)
- Hydrostatic drive charge pumps
- Mobile equipment
- Pilot lines for servo controls
- Oil patch drilling equipment

Working Temperature:
-20°C to +100°C

Maximum Working Pressure:
70 bar

GMF Series

0045	Thread	LPM	Micron
GMF2110QIVPKG164	1"	55	10
GMF2210QIVPKG164	1"	90	10
GMF3110QIVPKG244	1.1/2"	120	10
GMF3210QIVPKG244	1.1/2"	230	10
GMF4110QIVPKG324	2"	350	10
GMF4210QIVPKG324	2"	530	10
Tech Sheet 67980			

Medium Pressure Replacement Elements



10 Micron Element

0045	Manufacturer's Code	To Suit
GMF321-112-10	938909Q	GMF321
GMF411-2-10	938913Q	GMF411
Tech Sheet 67980		

Medium Pressure In-line Filter Accessories

Visual Clogging Indicators

0045	Port Size
FMUM3KVMS08	S08 Cavity
Tech Sheet 67980	

Electrical Clogging Indicators

0045	Port Size
FMUT1KVMS08	S08 Cavity
Tech Sheet 67980	

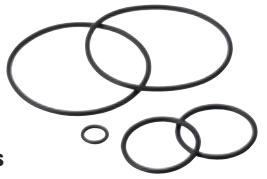

Nitrile Seal Kits

0045	To Suit
930000140	GMF21 & 22
930000141	GMF31 & 32
930000142	GMF41 & 42
Tech Sheet 67980	

Viton Seal Kits

0045	To Suit
930000149	GMF21 & 22
930000150	GMF31 & 32
930000151	GMF41 & 42
Tech Sheet 67980	

HYDRAULIC FILTRATION

Gauge Isolator Valves

Designed to prevent pressure gauge damage and extend gauge life. The gauge isolator valve when installed between gauge and pressure line protects the pressure gauge from continuous hydraulic pressure, surges or shock loads.

Single Station:
Cast iron and steel. Knurled aluminium knob twist to lock or push to read type.

Maximum W/P:
350 bar

Port Size:
Single station = G1/4

Weight:
Single station = 0.90kg



Single Station

0045	Description	Port Size
GI1414	Push to Read	1/4"

For **Pneumatic Valves & Accessories** see page **564**

Modular Filler Breathers

Construction:
Moulded in non-corrodible glass-filled nylon combining strength with lightweight design.

Options:
- Single 63mm diameter hole filler breather installation that eliminates drilled and tapped holes using self-locking clamps
- 6 hole filler breather installation that uses 6 x No. 10 thread forming screws
- 3 hole filler breather installation that uses 3 x No. 10 thread forming screws

Filtration: Expanded polyurethane foam, 10 micron.

Seals: Nitrile.

Un-pressurised, 10 Micron

0045	Description
AB98210011UC	Single Hole
AB98810011UC	6 Hole
AB68118	3 Hole
Tech Sheet 636	

Screw-on Type Air Breather (IP65)

Manufactured from non-corrodible glass filled nylon

Un-pressurised 10 Micron, BSPP, 101mm Diameter

0045	Thread
AB98410101UC	3/4"
Tech Sheet 636	

Manufactured from in glass filled nylon and glass-coupled polypropylene.

Un-pressurised 10 Micron, BSPP, 70mm Diameter

0045	Thread
SAB6101	G1/2
SAB7101	G3/4

Suction Strainers

Construction:
- Stainless steel media 30% glass-filled nylon hea
- Zintec centre tube and end cap
- Epoxy adhesives

Filter Media: 125 micron.

Flow Range: 15-500 L/min.

Mounting Threads: G1/2 up to G3

Maximum Working Temperature:
+90°C

BSPP, Without Bypass

0045	Old Ref	Thread	LPM
SE1319	SS1A1S1AP	1/2"	15
SE1320	SS1B2A1AP	3/4"	25
SE1457	SS1B3A1AP	1"	50
SE1323	SS1C4A1AP	1.1/2"	95
SE1324	SS1C5A1AP	1.1/2"	130
SE1326	SS1C6A1AP	2"	180
SE1219	SS1D7A1AP	2"	225
SE1221	SS1D9A1AP	3"	500
Tech Sheet 60433			

BSPP, With Bypass

0045	Thread	LPM
SE5100	1/2"	15
SE5101	3/4"	25
SE5102	1"	50
SE5103	1.1/2"	95
SE5104	1.1/2"	130
SE5105	2"	180
SE5106	2"	225
SE5107	2.1/2"	350
SE5108	3"	500
Tech Sheet 60433		

HYDRAULIC FILTRATION

Maxiflo

Seal: Nitrile
Filter Bowl Material: Steel
Fluids: Mineral oils
Filter Head Material: Aluminium LM24

Working Temperature: -30°C to +90°C

Maximum Working Pressure: 7 bar

BSPP

0045	Thread	LPM	Material
MXA9551424	1.1/4"	160	Microglass
MXA9511424	1.1/4"	160	Paper

Replacement Elements

0045	Model	Quantity
MXR8550	MXA8551424	1
MX1518410X4	MXA8551223, MX8551023 & 12PS10CTV1R2B	4
MXR9560	MXA9561424	1
MXR9550	MXA9551424	1
MX1591.4.10X4	MXA9511424 & MXA9511223	4

Mini Pressure Filter

- Compact, robust and easy to install
- Manufactured in high quality brass
- 10µ, 25µ, and 125µ elements
- No indicator filter
- G1/4 ports
- For use in lubrication, high pressure water and oil burner systems
- Reliable protection of low flow pilot valve
- Suitable for use with mineral and petroleum based fluid
- Nitrile seal

Filtration Media:
10 micron (nominal) Nitrile phenolic resin impregnated cellulose.
25µ, 40µ and 125µ (nominal) stainless steel.
Please note: HPR1719 and HPR1819 elements are not stainless steel, they are paper with tin end caps.

Working Temperature: -30°C to +90°C

Maximum Working Pressure: 280 bar

Filters

0045	Old Ref	Micron	LPM
HPA1619100	HP122910	10	6
HPA1719100	HP122925	25	17
HPA1819100	HP122940	40	18

Replacement Elements

0045	Old Ref	To Suit
HPR1619	R122910	HPA1619100
HPR1719	R122925	HPA1719100
HPR1819	R122940	HP1819100

In-line Spin-on Filters

- Paper and glass fibre element medi
- Spin-on disposable canisters
- Suitable for suction and return line applications
- Flow rates to 350 L/min.
- Bypass
- Visual indicator

Seals: Buna Nitrile.
Filter Head Material: Aluminium alloy.
Fluids: Compatible with hydraulic oils, coolant fluids and petroleum based fluids
Filter Bowl Material: Steel.
Element Media:
10CT = 10 micrometer nominal filtration (resin impregnated cellulose).
10BT = 10 micrometer absolute filtration (glass fibr composite material).
Indication:
42mm dia gauge: (0-12 bar. Return line). 0-76cm. Hg Suction line.

Working Temperature: -30°C to +100°C

Maximum Working Pressure: 7 bar

10BT, BSPP

0045	Thread	LPM Suction & Return
12PS10BTV1R2B	3/4"	65

Replacement Elements

0045	To Suit
926501	12PS10BTV1R2B

Diffusers

Construction:
- Zintec body, 30% glass-filled nylon hea
- Zintec end cap
- Epoxy adhesives

Flow Range:
50 L/min up to 454 L/min.
Mounting Threads:
3/4" up to 2".
Designed to reduce fluid aeration, foaming and reservoir noise in fluid systems, extends pump life by reducing cavitation to pump inlet, ranging from 50-454 L/min and port sizes G3/4 up to G2. Suitable for all mineral base fluids

BSPP

0045	Thread	LPM
2210	3/4"	50
2201	1"	114
2202	1.1/2"	227
2203	2"	454

HYDRAULIC FILTRATION

Tank Top Filters

Working Temperature:
-30°C to +90°C

Maximum Working Pressure:
280 bar

1" BSPP

0045	LPM	Bypass PSIG	Micron
FTB1A10QV25G16X	120	25	10
Tech Sheet 1338			

1" BSPP, Replacement Element

0045	Description	Micron
FTBE2A20Q	Replacement Element	20

Tanktopper offers a total filtration solution with integrated air breathe .
Patented LEIF elements safeguard filtration qualit .

Working Temperature:
-40°C to +80°C

Maximum Working Pressure:
10 bar

Tanktopper Series

0045	Thread	LPM
TPR110QLBP2EG12E	3/4"	40
TPR510QLBP2E2G20	1.1/4"	120
TPR710QLBP2E2G24	1.1/2"	250
Tech Sheet 60430		

TTF features pre-filtration by means of a magnet column
Flow from inside to out.

Working Temperature:
-40°C to +100°C

Maximum Working Pressure:
10 bar

TTF Series

0045	Thread	LPM
TF310QLBP2EG121	3/4"	90
TF610QLBP2EG203	1.1/2"	170
TF810QLBP2EG243	1.1/2"	300
TF1010QLBP2HG24A	1.1/2"	500
Tech Sheet 60431		

Compact tank top mounted return line filte .
Filter element can be used for direct screw-in mounting with co-polymer reservoirs.
Inside to out flow avoids re-contamination of the system

Working Temperature:
-20°C to +100°C

Maximum Working Pressure:
10 bar

PT Tank Top Mounted Filter Series

0045	Thread	LPM
PT2110QBPGG124	3/4"	25
PT2210QBPGG124	3/4"	50
PT4110QBPGG164	1"	110
PT4210QBPGG164	1"	175
Tech Sheet 60432		

Non-corrodible In-line Filter

Working Temperature:
-30°C to +80°C

Maximum Working Pressure:
7 bar

Oil, BSPP

0045	Thread
IL1151	1"
Tech Sheet 1340	

Water, BSPP

0045	Thread
IL1251	1"
Tech Sheet 1340	

Replacement Element for Oil

0045
R76115
Tech Sheet 1340

Replacement Element for Water

0045
R76125
Tech Sheet 1340

HYDRAULIC FLOW METERING

Easiflow Meter

Working Temperature:
+5°C to +80°C
+60°C with water

Maximum Working Pressure:
10 bar

- Oil and water calibrated
- Works in any plane
- Pressures up to 10 bar
- Switches – Fully adjustable flow rate signalling
- Plant and equipment protection
- Switches – Colour coded by application and AC/DC options

Construction:

Cone:	Acetal
Viewing Glass:	Borosilicate glass
Calibrated Spring:	Stainless steel
Seal:	Nitrile
Body:	Glass filled nylo
Flow Range:	1-150 L/min
Viscosity Range:	10-200 centistrokes
Accuracy:	±5% FSD
Repeatability:	±1% FSD
Connections:	1" BSPP
Weight:	0.4kg

Oil

0045	LPM
EFL0301	2-30
EFL0501	4-50
EFL1001	5-100
EFL1501	10-150

Water

0045	LPM
EFW0152	1-15
EFW0302	2-30
EFW0502	4-50
EFW1002	5-100
EFW1502	10-150

Fluid Level & Temperature Gauges

Working Temperature:
-30°C to +90°C

Maximum Working Pressure:
1 bar

Construction:
- Lens transparent polyamide
- Lens base nylon 66
- No aluminium content
- Shroud high impact polystyrene

Seals: Nitrile.

Fluid Compatibility:
Mineral and petroleum based fluids



Fluid Level

0045	Centres mm	Thread
FL111	76	M10
FL211	127	M10
FL311	254	M10
FL112	76	M12
FL212	127	M12
FL312	254	M12
Tech Sheet 10301		

Fluid Level Temperature

0045	Centres mm	Thread
FLT121	76	M10
FLT221	127	M10
FLT321	254	M10
FLT112	76	M12
FLT212	127	M12
FLT312	254	M12
Tech Sheet 10301		

Dataflow In-line Flow Indicatio

Working Temperature:
+5°C to +80°C Oil
+5°C to +60°C Water

Maximum Working Pressure:
10 bar Oil/water

- Indicator gives flow visibilit
- Works in any plane
- Accepts reverse flo
- Indicates flow from 2-150 L/mi

Indicator

0045	Description
DFI900	Dataflow Indicator
Tech Sheet 1341	

Hydraulic Test Unit

Hydraulic test units are designed specifically for the speedy diagnosis of hydraulic circuit faults in mobile, marine and industrial systems using normal range of mineral oils, their rugged construction based mainly on mild steel, manganese bronze and acrylic materials makes them ideally suited for arduous use in the field

Each unit is supplied in a convenient carrying case providing full protection and additional storage space for fittings. Because they need no power source such as batteries etc, they are always ready for instant use.

The scale on the flow meter can be rotated to ensure visibility in any situation and the installed attitude is not critical, though whenever possible the unit should be monitored with pressure gauge vertical and gauge case relief valve uppermost. **The unit is designed for flow to be in the direction of the arrow on the flow meter scale and must not be installed with the flow reversed**

Safety

An axial flow restrictor valve is fitted which can b adjusted under full load from open to fully closed, and to complete the specification, a safety blow out disc, set to operate at 455 bar is fitted to the manifold in a position facing away from the operator when reading the gauges normally. Two spare blow out discs are supplied which are easily replaced by removing the hexagonal plug on the gauge manifold.

- Speedy diagnosis of hydraulic circuit faults
- Flows ranging from 2-360 L/min
- Measuring flo , pressure and temperature
- Portable. No power source required
- Hydrotrac unit for flows from 2-110 L/min availabl

Working Temperature:
0°C to +100°C

Flow Range:
10-110 L/min

Maximum Working Pressure:
350 bar

BSPP

0045	Thread
4121	3/4"

HYDRAULIC FLOW METERING

Dataflow 4-20mA & Pulse Output Flow Transmitters

- Pulse output available for totalising/batching
- Works in any plane
- Accepts reverse flo
- Maximum flow 150 L/mi
- Negligible pressure drop
- Pressures up to 10 bar
- Low cost. Simple to install
- For use with most liquids
- DIN connection

Construction:
Borosilicate glass tube, Nitrile seals.

Body:	Glass filled nylon
Rotor and Locator:	Acetal.
Washers and shaft:	Stainless steel.
Rotor Tips:	Stainless steel.

Minimum Flow:
2 L/min (Max 150 L/min). Accepts reverse flo .

Accuracy: ±2%.

Connection: 1" BSPP.

Weight: 0.7kg.

Calibration 4-20mA:
4-20mA = 0-100 L/min on water.
4mA = 0 L/min, 20mA = 100 L/min.

Pulse Output: K factors CE.
Oil: 51.14 pulses per litre.
Water: 44.25 pulses per litre.

Electrical Details:
4-20mA:
Supply = 24V DC. Output = 4-20mA.

Pulse Output:
Supply = 24V DC-pulse output.
(open collector transistor).

Working Temperature:
+5°C to +80°C Oil
+5°C to +60°C Water

Maximum Working Pressure:
10 bar oil/water

Dataflow ransmitters

0045	Description
DFT980	Dataflow Pulse Output Transmitter

Loflow Oil, ater & Air Flowmeters

- Flow measurement from 7.0 ml/min to 22 L/min
- Easy to read, permanent printed scales
- Large scale definition for precise measuremen
- Easy panel mounting assembly
- Negligible pressure drop characteristics
- 10 bar pressure rating

Construction:

Body:	Grillon TR55.
Back Body:	ABS7020.
Ball Retainer:	ABS7020.
Back Panel:	PVC.

Accuracy: ±2% FSD.

Repeatability: ±1%.

Connections:
Inlet 1/4" or 3/4" tapered threads.
Outlet 3/4" tapered threads.

Typical Applications:
- Monitoring inert gases for the welding industry
- Pollution monitoring
- Pharmaceutical industry
- Filtration systems
- Hospital equipment for water applications
- Water treatment
- Swimming pools

Water BSPT, Inlet

0045	Media	Thread	LPM	Float Material
LF2020	Water	3/4"	0.2-2.0	Acetal
LF2100	Water	3/4"	1.5-10.0	S/S
LF2220	Water	3/4"	2.0-22.0	S/S
Tech Sheet 10321				

Air BSPT, Inlet

0045	Media	Thread	LPM	Float Material
LF3007E	Air	1/4"	1-7.0	Acetal
LF3050E	Air	3/4"	10-50.0	Acetal
LF3135E	Air	3/4"	20-135.0	Acetal
LF3330E	Air	3/4"	1.5-5.5 l/sec	S/S
LF3720E	Air	3/4"	1-12.0 l/sec	S/S
Tech Sheet 10321				

Oil BSPT, Inlet

0045	Media	Thread	LPM	Float Material
LF1002	Oil	3/4"	0.010-0.20	S/S
LF1009	Oil	3/4"	0.1-0.9	Acetal
LF1090	Oil	3/4"	1.0-9.0	S/S
Tech Sheet 10321				

Flowline Oil & Water Calibrated Flowmeters, Stainless Steel

- For flow measurement of corrosive or chemical media
- Works in any position
- Pressure up to 350 bar (5000psi)
- Flows up to 360 L/min
- Direct reading

Construction:
Stainless steel to BS970 316S

Calibration:
Oil = Specific gravity 0.856 at 20°
Water = Specific gravity 1.0 at 20°

Viscosity Range: 10-200 centistokes

Accuracy: ±5% FSD

Repeatability: ±1% FSD

Minimum Scale: ±1% FSD 10% FSD.

Connections: BSPP

Seal: Viton

Wetted Parts:
Body, Thread, Adaptor, Piston etc:
Cone Locknut Stainless steel BS 970316S 16

Magnet Encapsulation:
Stainless steel BS970/1:1991:316S31

Spring: Stainless steel to BS2056 EN58J

Working Temperature:
-20°C to +105°C

Maximum Working Pressure:
350 bar

Stainless Steel, BSPP, Red - Oil

0045	Thread	LPM	Max Pressure Bar
FM26332112	3/4"	5-55	350
FM26332212	3/4"	10-110	350

Stainless Steel, BSPP, Yellow - Water

0045	Thread	LPM	Max Pressure Bar
FM26332122	3/4"	5-55	350
FM26332222	3/4"	10-110	350

FLOW METERING

Compressed Air Flowmeters, Brass

Working Temperature:
-20°C to +90°C

Maximum Working Pressure:
41 bar

- Calibrated for direct reading of compressed air at 7 bar
- Works in any plane
- Calibrated at 7 bar and 20°C
- Flow ranges from 2-600 SCFM
- Maximum working pressure 41 bar

Construction:
Brass Body to BS2874 CZ114

Calibration:
Oil = Specific gravity 0.856 at 20°C
Water = Specific gravity 1.0 at 20°C

Viscosity Range: 10-200 centistokes

Accuracy: ±5% FSD

Repeatability: ±1% FSD

Minimum Scale: 10% FSD

Connections: BSPP

- Works in any position
- Flows up to 1100 L/min
- Direct reading
- Relatively insensitive to viscosity changes
- Oil or water calibrated

Brass, Blue - Air, BSPP

0045	Thread	SCFM	LPS
FM26223132	1/2"	5-50	2-25
FM26223232	1/2"	10-110	5-50

Flowline Oil & Water Calibrated Flowmeters, Brass

Working Temperature:
-20°C to +90°C

Maximum Working Pressure:
350 bar

Construction:
Brass body to BS2874 CZ114

Calibration:
Oil = Specific gravity 0.856 at 20°C

Viscosity Range: 10-200 centistokes

Accuracy: ±5% FSD

Repeatability: ±1% FSD

Minimum Scale: 10% FSD

Connections: BSPP

- Works in any position
- Pressure up to 350 bar (5000psi)
- Flows up to 360 L/min
- Direct reading
- Relatively insensitive to viscosity changes

Brass, Red - Oil, BSPP

0045	Thread	LPM	Max Pressure Bar
FM26122212	1/4"	0.5-4.5	350
FM26222112	1/2"	2-20	350
FM26322112	3/4"	5-55	350
FM26322212	3/4"	10-110	350

spradow
german engineering at your service

Customers who bought from this page also purchased
Hydraulic Test Points
see pages **268-272**

Tank Top Return Filter

1 bar By-pass, 7 bar Working Pressure, BSPP

0347	Thread	Micron
TTF-08B-10	1/2"	10
TTF-08B-25	1/2"	25
TTF-12B-10	3/4"	10
TTF-12B-25	3/4"	25
TTF-16B-10	1"	10
TTF-16B-25	1"	25
TTF-20B-10	1.1/4"	10
TTF-20B-25	1.1/4"	25
Tech Sheet 10051		

Replacement Element to suit TTF Housing

0347	To Suit	Micron
TTE-08-10	1/2"	10
TTE-08-10-A	1/2"	10ABS
TTE-08-25	1/2"	25
TTE-12-10	3/4"	10
TTE-12-10-A	3/4"	10ABS
TTE-12-25	3/4"	25
TTE-16-10	1"	10
TTE-16-10-A	1"	10ABS
TTE-16-25	1"	25
TTE-20-10	1.1/4"	10
TTE-20-10-A	1.1/4"	10ABS
TTE-20-25	1.1/4"	25
Tech Sheet 10051		

Suction Strainers

149 Micron, Nylon, BSPP

0347	To Suit	LPM
SS020-08	1/2"	20
SS030-12	3/4"	30
SS040-16	1"	40
SS080-20	1.1/4"	80
SS120-24	1.1/2"	120
SS200-24	1.1/2"	200
SS200-32	2"	200
SS300-40	2.1/2"	300
SS400-48	3"	400
Tech Sheet 10052		

149 Micron, Aluminium, BSPP

0347	To Suit	LPM
SSA020-08	1/2"	20
SSA028-12	3/4"	28
SSA040-16	1"	40
SSA060-20	1.1/4"	60
SSA080-24	1.1/2"	80
SSA120-24	1.1/2"	120
SSA160-32	2"	160
SSA200-32	2"	200
SSA300-40	2.1/2"	300
SSA400-40	3"	400
Tech Sheet 20010		

TTF Seal Kit

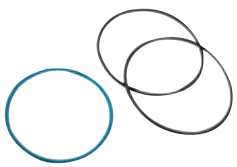

Seal Kit to suit TTF Housing

0347	To Suit
TTF-SK-08	1/2"
TTF-SK-12	3/4"
TTF-SK-16	1"
TTF-SK-20	1.1/4"

Return Line Diffuser

BSPP

0347	Thread	LPM
RLD-12	3/4"	50
RLD-16	1"	100
RLD-20	1.1/4"	200
RLD-24	1.1/2"	300
RLD-32	2"	400
RLD-40	2.1/2"	500
RLD-48	3"	600
Tech Sheet 10053		

Aluminium In-line Heavy-duty Return Filter

Suction and no by-pass models available on request

Maximum Working Temperature:
+80°C

Maximum Working Pressure:
20 bar

1 bar By-pass, BSPP

0347	Thread	Micron
ILRF1-08-10	1/2"	10
ILRF1-08-25	1/2"	25
ILRF2-12-10	3/4"	10
ILRF2-12-25	3/4"	25
ILRF2-16-10	1"	10
ILRF2-16-25	1"	25
ILRF3-20-10	1.1/4"	10
ILRF3-20-25	1.1/4"	25
ILRF3-24-10	1.1/2"	10
ILRF3-24-25	1.1/2"	25
Tech Sheet 10215		

Absolute and stainless steel mesh elements available on request

Replacement Element to suit ILFR*

0347	To Suit	Micron
ILFE-1-10	ILFR1	10
ILFE-1-25	ILFR1	25
ILFE-2-10	ILFR2	10
ILFE-2-25	ILFR2	25
ILFE-3-10	ILFR3	10
ILFE-3-25	ILFR3	25
Tech Sheet 10215		

HYDRAULIC ACCESSORIES

Spin-on Filter Assemblies

- Disposable spin-on element
- Die-cast aluminium head
- 5 sizes, flows to 200 L/min
- 2232 Bypass standard 1 bar (suction 0.2 bar)
- For use with mineral/petroleum based oils

Maximum Working Temperature:
+80°C

Maximum Working Pressure:
10 bar

In-line Return, BSPP

0347	Thread	Micron	LPM
SPR08-10-35	1/2"	10	35
SPR08-10-70	1/2"	10	70
SPR08-10-100	1/2"	10	100
SPR08-25-35	1/2"	25	35
SPR08-25-70	1/2"	25	70
SPR08-25-100	1/2"	25	100
SPR12-10-35	3/4"	10	35
SPR12-10-70	3/4"	10	70
SPR12-10-100	3/4"	10	100
SPR12-25-35	3/4"	25	35
SPR12-25-70	3/4"	25	70
SPR12-25-100	3/4"	25	100
SPR16-10-35	1"	10	35
SPR16-10-70	1"	10	70
SPR16-10-100	1"	10	100
SPR16-25-35	1"	25	35
SPR16-25-70	1"	25	70
SPR16-25-100	1"	25	100
SPR20-10-150	1.1/4"	10	150
SPR20-10-200	1.1/4"	10	200
SPR20-25-150	1.1/4"	25	150
SPR20-25-200	1.1/4"	25	200

Tech Sheet 10054

In-line Suction, BSPP

0347	Thread	Micron	LPM
SPS08-10-35	1/2"	10	35
SPS08-10-70	1/2"	10	70
SPS08-10-100	1/2"	10	100
SPS08-25-35	1/2"	25	35
SPS08-25-70	1/2"	25	70
SPS08-25-100	1/2"	25	100
SPS12-10-35	3/4"	10	35
SPS12-10-70	3/4"	10	70
SPS12-10-100	3/4"	10	100
SPS12-25-35	3/4"	25	35
SPS12-25-70	3/4"	25	70
SPS12-25-100	3/4"	25	100
SPS16-10-35	1"	10	35
SPS16-10-70	1"	10	70
SPS16-10-100	1"	10	100
SPS16-25-35	1"	25	35
SPS16-25-70	1"	25	70
SPS16-25-100	1"	25	100
SPS20-10-150	1.1/4"	10	150
SPS20-10-200	1.1/4"	10	200
SPS20-25-150	1.1/4"	25	150
SPS20-25-200	1.1/4"	25	200

Tech Sheet 10054

Visual Indicator

Return, NPT

0347	Thread
VRG	1/8"

Tech Sheet 10054

Suction, NPT

0347	Thread
VSG	1/8"

Tech Sheet 10054

Return/Suction In-line Spin-on Filter Heads

Working Pressure 10 bar, BSPP Post, BSPP Ports

0347	Thread	Description
SRFH-08	1/2"	Return
SSFH-08	1/2"	Suction
SRFH-12	3/4"	Return
SSFH-12	3/4"	Suction
SRFH-16	1"	Return
SSFH-16	1"	Suction
SRFH-20	1.1/4"	Return
SSFH-20	1.1/4"	Suction

Tech Sheet 10054

Spin-on Element to suit S*FH

BSPP

0347	To Suit	Micron	LPM
SE-035-10-12	1/2"	10	35
SE-035-10A-12	1/2"	10ABS	35
SE-035-25-12	1/2"	25	35
SE-070-10-12	3/4"	10	70
SE-070-10A-12	3/4"	10ABS	70
SE-070-25-12	3/4"	25	70
SE-100-10-12	1"	10	100
SE-100-10A-12	1"	10ABS	100
SE-100-25-12	1"	25	100
SE-150-10-20	1.1/4"	10	150
SE-150-25-20	1.1/4"	25	150
SE-200-10-20	1.1/4"	10	200
SE-200-25-20	1.1/4"	25	200

Tech Sheet 10054

HIGH PRESSURE HYDRAULIC FILTRATION

Pressure line filters are an essential part in most hydraulic systems. When the hydraulic components are sophisticated, with close tolerances and a regulation function (not simply that of control), the use of filters in the pressure lines is a must.

The UFI Hydraulic Division pressure filters are named 'COMPO CARE because they take care of system components, ensuring the recommended cleanliness levels.

Filter elements are manufactured from glass fibre and cellulose media

Materials:

- Cast iron head
- Steel bowl
- Steel bypass valve
- NBR nitrile seals (FKM fluoroelastomer on request
- Brass indicator housing

Pressures: (ISO 10771-1:2002)

- Maximum working: 42 MPa (420 bar)
- Test: 62 MPa (620 bar)
- Bursting: 126 MPa (1.260 bar)
- Collapse differential for the filter element (ISO 2941):
  - Series standard 2 MPa (20 bar)
  - Series H+ 21 MPa (210 bar)

PB Series Filters, 420 bar

Working Temperature: -25°C to +110°C

Maximum Working Pressure: 420 bar

BSPP Ported, No Indicator, Bypass 6 bar, 5 Micron

0526	Thread	Filter Element Size
FPB12B04CNFA03EX	1/2"	12
FPB13B06CNFA03EX	3/4"	13
FPB21B08CNFA03EX	1"	21
FPB31B10CNFA03EX	1.1/4"	31
FPB33B12CNFA03EX	1.1/2"	33
FPB34B12CNFA03EX	1.1/2"	34
Tech Sheet 68074		

BSPP Ported, No Indicator, Bypass 6 bar, 12 Micron

0526	Thread	Filter Element Size
FPB12B04CNFC03EX	1/2"	12
FPB13B06CNFC03EX	3/4"	13
FPB21B08CNFC03EX	1"	21
FPB31B10CNFC03EX	1.1/4"	31
FPB33B12CNFC03EX	1.1/2"	33
FPB34B12CNFC03EX	1.1/2"	34
Tech Sheet 68074		

BSPP Ported, No Indicator, Bypass 6 bar, 7 Micron

0526	Thread	Filter Element Size
FPB12B04CNFB03EX	1/2"	12
FPB13B06CNFB03EX	3/4"	13
FPB21B08CNFB03EX	1"	21
FPB31B10CNFB03EX	1.1/4"	31
FPB33B12CNFB03EX	1.1/2"	33
FPB34B12CNFB03EX	1.1/2"	34
Tech Sheet 68074		

BSPP Ported, No Indicator, Bypass 6 bar, 21 Micron

0526	Thread	Filter Element Size
FPB12B04CNFD03EX	1/2"	12
FPB13B06CNFD03EX	3/4"	13
FPB21B08CNFD03EX	1"	21
FPB31B10CNFD03EX	1.1/4"	31
FPB33B12CNFD03EX	1.1/2"	33
FPB34B12CNFD03EX	1.1/2"	34
Tech Sheet 68074		

The UFI Hydraulic Division clogging indicators give an exact indication of the proper time to replace the filter element

Clogging Indicators, Visual

0526	Cracking Pressure Bar
5E-PBIND	5
5F-PBIND	8
Tech Sheet 68074	

Clogging Indicators, Electrical

0526	Cracking Pressure Bar
6E-PBIND	5
6F-PBIND	8
Tech Sheet 68074	

Clogging Indicators, LED Electrical, 24V

0526	Cracking Pressure Bar
7E-PBIND	5
7F-PBIND	8
Tech Sheet 68074	



Replacement Fibre Elements

0526	Filter Element Size	Micron
EPB12NFA	12	5
EPB12NFB	12	7
EPB12NFC	12	12
EPB12NFD	12	21
EPB13NFA	13	5
EPB13NFB	13	7
EPB13NFC	13	12
EPB13NFD	13	21

0526	Filter Element Size	Micron
EPB21NFA	21	5
EPB21NFB	21	7
EPB21NFC	21	12
EPB21NFD	21	21
EPB31NFA	31	5
EPB31NFB	31	7
EPB31NFC	31	12
EPB31NFD	31	21

0526	Filter Element Size	Micron
EPB33NFA	33	5
EPB33NFB	33	7
EPB33NFC	33	12
EPB33NFD	33	21
EPB34NFA	34	5
EPB34NFB	34	7
EPB34NFC	34	12
EPB34NFD	34	21

HIGH PRESSURE HYDRAULIC FILTRATION

The UFI Hydraulic Division pressure filters are named 'COMPO CARE' because they take care of system components, ensuring the recommended cleanliness levels.

Filter elements are manufactured from glass fibre and cellulose media

Materials:
- Anodized aluminium alloy housing
- Steel bypass valve
- NBR nitrile seals (FKM fluoroelastomer on request
- Brass indicator housing

Pressures: (ISO 10771-1:2002)
- Maximum working: 21 MPa (210 bar)
- Test: 33 MPa (330 bar)
- Bursting: 66 MPa (660 bar)
- Collapse differential for the filter element (ISO 2941): 2,1 MPa (21 bar)

Compatibility: (ISO 2943:1999)
- Full with fluids: HH-HL-HM-H -HTG (according to ISO 6743/4)

PM Series Filters, 210 bar

Working Temperature: -25°C to +110°C

Maximum Working Pressure: 210 bar

BSPP Ported, No Indicator, Bypass 6 bar, 5 Micron

0526	Thread	Filter Element Size
FPM21B04CNFA03XX	1/2"	21
FPM22B06CNFA03XX	3/4"	22
FPM22B08CNFA03XX	1"	22
Tech Sheet 68075		

BSPP Ported, No Indicator, Bypass 6 bar, 12 Micron

0526	Thread	Filter Element Size
FPM21B04CNFC03XX	1/2"	21
FPM22B06CNFC03XX	3/4"	22
FPM22B08CNFC03XX	1"	22
Tech Sheet 68075		

BSPP Ported, No Indicator, Bypass 6 bar, 7 Micron

0526	Thread	Filter Element Size
FPM21B04CNFB03XX	1/2"	21
FPM22B06CNFB03XX	3/4"	22
FPM22B08CNFB03XX	1"	22
Tech Sheet 68075		

BSPP Ported, No Indicator, Bypass 6 bar, 21 Micron

0526	Thread	Filter Element Size
FPM21B04CNFD03XX	1/2"	21
FPM22B06CNFD03XX	3/4"	22
FPM22B08CNFD03XX	1"	22
Tech Sheet 68075		

Replacement Fibre Elements

0526	Filter Element Size	Micron
EPB22NFA	22	5
EPB22NFB	22	7
EPB22NFC	22	12
EPB22NFD	22	21
Tech Sheet 68075		

For **Clogging Indicators** see page **257**

Materials:
- Aluminium alloy head
- Steel bowl
- NBR nitrile bypass valve (FKM fluoroelastomer on request)
- NBR nitrile seals (FKM fluoroelastomer on request)
- Brass indicator housing

Pressures: (ISO 10771-1:2002)
- Maximum working: 5 MPa (50 bar)
- Fatigue test: 0-5 Mpa (0-50 bar) 1 million cycles
- Collapse differential for the filter element (ISO 2941): 1 MPa (10 bar)

Compatibility: (ISO 2943:1999)
- Full with fluids: HH-HL-HM-H -HTG (according to ISO 6743/4)

PG Series Filters, 50 bar

Working Temperature: -25°C to +110°C

Maximum Working Pressure: 50 bar

BSPP Ported, No Indicator, Bypass 3.5 bar, 12 Micron

0526	Thread	Filter Element Size
FPG20B06DNFC03CX	3/4"	20
FPG21B06DNFC03CX	3/4"	21
FPG22B08DNFC03CX	1"	22
FPG31B10DNFC03CX	1.1/4"	31
Tech Sheet 68076		

BSPP Ported, No Indicator, Bypass 6 bar, 21 Micron

0526	Thread	Filter Element Size
FPG20B06DNFD03CX	3/4"	20
FPG21B06DNFD03CX	3/4"	21
FPG22B08DNFD03CX	1"	22
FPG31B10DNFD03CX	1.1/4"	31
Tech Sheet 68076		

Replacement Fibre Elements

0526	Filter Element Size	Micron
EPG20NFA	20	5
EPG20NFB	20	7
EPG20NFC	20	12
EPG20NFD	20	21
EPG21NFA	21	5
EPG21NFB	21	7
EPG21NFC	21	12
EPG21NFD	21	21
EPG22NFA	22	5
EPG22NFB	22	7
EPG22NFC	22	12
EPG22NFD	22	21
EPG31NFA	31	5
EPG31NFB	31	7
EPG31NFC	31	12
EPG31NFD	31	21
Tech Sheet 68076		

HYDRAULIC FILTRATION

The UFI Hydraulic Division return filters are named ' ANK CARE' because they take care of the oil returning into the tank, ensuring the fluid cleanliness level to be within the required values. Nominal flow rates up to 2.400 L/mi (635 GPM). Degree of filtration is from 5µm(c) to 90µm. Filter elements are glass fibre, cellulose and metal wire mesh media.

Materials:
- Aluminium alloy head and cover
- Polyamide bowl for FRA21-31-32-33-41
- Zinc-plated steel bowl for FRA41-42-51-52-53-5D
- Polyamide bypass valve
- NBR nitrile seals (FKM fluoroelastomer on request
- Brass indicator housing

Compatibility: (ISO 2943:1999)
- Full with fluids: HH-HL-HM-H -HTG (according to ISO 6743/4)

RA Series Filters, Tank Return

Working Temperature: -25°C to +110°C

Maximum Working Pressure: 3 bar

BSPP Ported, Visual Indicator, Bypass 1.7 bar, 12 Micron

0526	Thread	Filter Element Size
FRA21B04BNFC32WX	1/2"	21
FRA31B06BNFC32WX	3/4"	31
FRA32B08BNFC32WX	1"	32
FRA41B10BNFC32WX	1.1/4"	41
FRA51B12BNFC32WX	1.1/2"	51
FRA53B16BNFC32WX	2"	53
Tech Sheet 68077		

BSPP Ported, Visual Indicator, Bypass 1.7 bar, 21 Micron

0526	Thread	Filter Element Size
FRA21B04BNFD32WX	1/2"	21
FRA31B06BNFD32WX	3/4"	31
FRA32B08BNFD32WX	1"	32
FRA41B10BNFD32WX	1.1/4"	41
FRA51B12BNFD32WX	1.1/2"	51
FRA53B16BNFD32WX	2"	53

Replacement Fibre Elements



0526	Filter Element Size	Micron
ERA21NFC	21	12
ERA31NFC	31	12
ERA32NFC	32	12
ERA41NFC	41	12
ERA51NFC	51	12
ERA53NFC	53	12
ERA21NFD	21	21
ERA31NFD	31	21
ERA32NFD	32	21
ERA41NFD	41	21
ERA51NFD	51	21
ERA53NFD	53	21

Materials:
- Aluminium alloy head
- Steel spin-on cartridge
- Polyamide bypass valve
- NBR nitrile seals (FKM fluoroelastomer on request
- Brass indicator housing

Pressures: (ISO 10771-1:2002)
- Maximum working: 1,2 MPa (12 bar)
- Test: 1,5 MPa (15 bar)
- Bursting: 2,5 MPa (25 bar)
- Collapse differential for the filter element (ISO 2941): 400 kPa (4 bar)

Compatibility: (ISO 2943:1999)
- Full with fluids: HH-HL-HM-HR-HV-HG (according to ISO 6743/4)

PE Series Filters, Spin-on

Maximum Working Pressure: 12 bar

Single, BSPP Ported, Visual Indicator, Bypass 1.7 bar, 12 Micron

0526	Thread	Filter Element Size
FPE11B06BNFC31XX	3/4"	11
FPE12B06BNFC31XX	3/4"	12
FPE21B10BNFC31XX	1.1/4"	21
FPE22B10BNFC31XX	1.1/4"	22

Twin, BSPP Ported, Visual Indicator, Bypass 1.7 bar, 12 Micron

0526	Thread	Filter Element Size
FPE31B12BNFC31XX	1.1/2"	31
FPE32B12BNFC31XX	1.1/2"	32

Dual, BSPP Ported, Visual Indicator, Bypass 1.7 bar, 12 Micron

0526	Thread	Filter Element Size
FPE41B12BNFC31XX	1.1/2"	41
FPE42B12BNFC31XX	1.1/2"	42

Working Temperature: -25°C to +110°C

Replacement Fibre Elements

0526	Filter Element Size	Micron
ESE11NFA	11	5
ESE11NFB	11	7
ESE11NFC	11	12
ESE11NFD	11	21
ESE12NFA	12	5
ESE12NFB	12	7
ESE12NFC	12	12
ESE12NFD	12	21
ESE21NFA	21	5
ESE21NFB	21	7
ESE21NFC	21	12
ESE21NFD	21	21
ESE22NFA	22	5
ESE22NFB	22	7
ESE22NFC	22	12
ESE22NFD	22	21
Tech Sheet 68078		

The UFI Hydraulic Division clogging indicator gives an exact indication of the proper time to replace the filter element

Clogging Indicators, Visual

0526	Thread
31-PEIND	1/8"

HYDRAULIC ACCESSORIES

Magnetic Tank Cleaner

M12 Thread, 57mm OD

0347	Length mm
MTC-300	300
MTC-450	450
MTC-525	525
MTC-600	600
Tech Sheet 10055	

Fluid Sight Glass

BSPP

0347	Thread
SG-12	3/4"
SG-16	1"
SG-20	1.1/4"
SG-24	1.1/2"
Tech Sheet 10060	

Weldable Flange to suit SG-**

BSPP

0347	Thread
WF-12	3/4"
WF-16	1"
WF-20	1.1/4"
WF-24	1.1/2"
Tech Sheet 10060	

Sight Glasses

- Housing and reflector in aluminium, sight glass in polyamide, transparent, high mechanical stability, non-ageing
- Fluid Compatibility: Mineral based oils and solvents

Maximum Working Temperature:
+100°C

Maximum Working Pressure:
3 bar

Aluminium Oil Level Sight Glasses, BSPP

0027	Thread	Hex Size mm
K561020014	1/4"	18
K561024038	3/8"	22
K561029012	1/2"	27
Tech Sheet 10473		

- Housing in polyamide, transparent, high mechanical stability, non-ageing
- Fluid Compatibility: Mineral based oils and solvents

Maximum Working Temperature:
+100°C

Maximum Working Pressure:
3 bar

Plastic Oil Sight Glasses, BSPP

0027	Thread	Hex Size mm
K5604120014	1/4"	17
K5604122038	3/8"	18
K5604128012	1/2"	24
K5604135034	3/4"	30
K5604143100	1"	35
K5604151114	1.1/4"	42
K5604158112	1.1/2"	50
K5604174200	2"	64
K56041201415	M14 x 1.5	17
K56041221615	M16 x 1.5	18
K56041251815	M18 x 1.5	21
K56041282015	M20 x 1.5	24
Tech Sheet 10472		

Plastic Oil Sight Glasses with Reflector, BSPP

0027	Thread	Hex Size mm
K5604222038	3/8"	18
K5604228012	1/2"	24
K5604235034	3/4"	30
K5604243100	1"	35
K5604251114	1.1/4"	42
K5604258112	1.1/2"	50
K5604274200	2"	64
K56042221615	M16 x 1.5	18
K56042251815	M18 x 1.5	21
K56042282015	M20 x 1.5	24
Tech Sheet 10472		

- Housing in polyamide, transparent, high mechanical stability, non-ageing
- Fluid Compatibility: Mineral based oils and solvents

NOTE: For use with a tank with a minimum wall thickness of 5mm. Not suitable for pressurised tanks

Maximum Working Temperature:
+100°C

Push-in Plastic Oil Sight Glasses with Reflector

0027	OD mm
K56062420	20
K56063026	26
K56063632	32
K56064238	38
K56064440	40
Tech Sheet 10471	

- Shock resistant
- Transparent polyamid reflector
- Anodised aluminium reflector
- Buna-n seal
- For use with mineral, petroleum and water-based fluid
- Any contact with alcohol or solvents must be avoided

Maximum Working Temperature:
+100°C

Maximum Working Pressure:
3 bar

Dome Oil Level Sight Glasses, BSPP

0027	Thread	Hex Size mm
K560822038	3/8"	19
K560828012	1/2"	24
K560835034	3/4"	30
K560842100	1"	36
Tech Sheet 10470		

Fluid Level Gauge

Without Thermometer

0347	Bolt Thread	Hole Centres mm
FLGS-76	12	76
FLGS-76-10	10	76
FLGS-127	12	127
FLGS-127-10	10	127
FLGS-254	12	254
FLGS-254-10	10	254
Tech Sheet 10060		

With Thermometer

0347	Bolt Thread	Hole Centres mm
FLTGS-76	12	76
FLTGS-76-10	10	76
FLTGS-127	12	127
FLTGS-127-10	10	127
FLTGS-254	12	254
FLTGS-254-10	10	254
Tech Sheet 10060		

Oil Level Indicators

- Housing in polyamide, transparent, high mechanical stability, non-ageing
- Fluid Compatibility:
  Mineral based oils and petroleum based fluids
- Plastic mount and frame allowing for side reading

Working Temperature:
-30°C to +100°C

Maximum Working Pressure:
1 bar



Without Thermometer

0027	Bolt Thread	Hole Centres mm	Length mm
K56001076	M10 x 1.5	76	103
K56001127	M12 x 1.75	127	154
Tech Sheet 10483			

With Thermometer

0027	Bolt Thread	Hole Centres mm	Length mm
K56002076	76	M10 x 1.5	103
K56002127	127	M12 x 1.75	154
Tech Sheet 10483			

Filler Breathers

Chrome Plated Steel, 40 Micron

0347	OD mm	Description
SFB-3-40	28	3 Bolt Mount
SFB-6-40	48	6 Bolt Mount
SFB-6-40-HN	48	6 Bolt Mount High Neck
SFB-6-40-SM	101.6	Side Mount
Tech Sheet 10056		

- Material Body: Thermoplastic polyamide 66
- Strainer: Thermoplastic polypropylene
- Filter: Polyurethane foam 50µm
- Fluid Compatibility: Mineral based oils and solvents

Maximum Working Temperature:
+90°C

Plastic, Push-in

0027	OD mm	Length mm
K5670706020	55	88
Tech Sheet 10484		

Desiccant Breather

10 Micron, 2" NPT

0347	LPM
DB-1000	1000
DB-1500	1500
DB-2400	2400
Tech Sheet 10059	

Breather

Chrome Plated Steel, 40 Micron, BSPP

0347	Thread
SB-04B	1/4"
SB-08B	1/2"
SB-12B	3/4"

ABS, 40 Micron, BSPP

0347	Thread
ABSB-06B	3/8"
ABSB-08B	1/2"
ABSB-12B	3/4"
ABSB-16B	1"
Tech Sheet 10057	

Giant Breather, BSPP

0347	Thread	Micron
GTB-12-10	3/4"	10
GTB-12-25	3/4"	25
GTB-20-10	1.1/4"	10
GTB-20-25	1.1/4"	25
Tech Sheet 10058		

5 PSI Pressurised Breather

Chrome Plated Steel, 40 Micron, BSPP

0347	Thread
SPB-08B	1/2"
SPB-12B	3/4"

HYDRAULIC ACCESSORIES

Plugs

- Material: Elastomer, soft polyurethane
- Ideal for keeping threads clean when spraying tanks

Maximum Working Temperature: +100°C

Working Pressure: 2 to 3 bar

Screw-in Protection Plugs, BSPP

0027	Thread
K5618018	1/8"
K5618014	1/4"
K5618038	3/8"
K5618012	1/2"
K5618034	3/4"
K5618100	1"
Tech Sheet 10474	

Press-in Plugs

- Material: Thermoplastic polyamide 66
- Air Filter: Polyurethane foam
- Filter Fineness 50µm

NOTE: Not suitable for pressurised tanks

With Ventilation with Rubber O-Ring

0027	OD mm	Band Width mm
K562223018	18	8
K562323020	20	8
K562423026	26	9.5
Tech Sheet 10475		

Without Ventilation with Rubber O-Ring

0027	OD mm	Band Width mm
K562213020	20	8
K562213030	30	9.5
Tech Sheet 10475		

Plugs with Magnets

- Material: Aluminium

NOTE: Mounted on the bottom of tanks to attract metal parts

Aluminium, BSPP

0027	OD mm	Hex Size mm
K562621014	1/4"	19
K562624038	3/8"	22
K562630012	1/2"	27
K562636034	3/4"	34
K562642100	1"	40
Tech Sheet 10476		

Vent Screws

- Material: Thermoplastic polyamide 66
- Air Filter: Polyurethane foam
- Fluid Compatibility: Mineral based oils and solvents

Maximum Working Temperature: +100°C

With Oil Fill Symbol

0027	Thread
K5634136038	3/8"
K5634141012	1/2"
K5634147034	3/4"
K5634152100	1"
K5634163114	1.1/4"
K5634163112	1.1/2"
K56341361615	M16 x 1.5
K56341411815	M18 x 1.5
K56341412015	M20 x 1.5
K56341412215	M22 x 1.5
Tech Sheet 10477	

With Oil Fill Symbol & Filter

0027	Thread
K5634236038	3/8"
K5634241012	1/2"
K5634247034	3/4"
K5634252100	1"
K5634263114	1.1/4"
K5634263112	1.1/2"
K56342361615	M16 x 1.5
K56342411815	M18 x 1.5
K56342412215	M22 x 1.5
Tech Sheet 10477	

With Splash Guard, Filter & Oil Symbol, BSPP

0027	Thread
K563630014	1/4"
K563630038	3/8"
K563630012	1/2"
Tech Sheet 10478	

Vent Screws with Dipstick

- Material: Black thermoplastic polyamide 66
- Filter: Polyurethane foam 50µm
- Dipstick: Galvanized steel
- Fluid Compatibility: Mineral based oils and solvents
- Dipstick Length: 200mm except non-return and splash back 195mm



With Vent, Filter & Fill Symbol

0027	Thread
K5654236038	3/8"
K5654241012	1/2"
K5654247034	3/4"
K5654252100	1"
K56542412015	M20 x 1.5
Tech Sheet 10479	

With Non-return Valve & Non-return Symbol, BSPP

0027	Thread
K563830014	1/4"
K563830038	3/8"
K563830012	1/2"
Tech Sheet 10480	

Thinking Sticks

Traffic Light Lollipops

0166	Qty
LOL1	150

Brass Vent Screws

- Material: Housing and cap in brass filter in galvanized steel wire 50-60µm

Filter & Vent, BSPP

0027	Thread
K564020014	1/4"
K564024038	3/8"
K564030012	1/2"
Tech Sheet 10481	

Non-return Valve & Vent, BSPP

0027	Thread
K564220014	1/4"
K564224038	3/8"
K564230012	1/2"
Tech Sheet 10482	

Hydraulic Pressure Gauges

This quality range of hydraulic glycerine-filled pressure gauges have been manufactured to the highest specification using quality materials.

The range includes stainless steel cased to complete stainless steel units with 40mm, 63mm and 100mm dials. Pressures range from 0-1 bar to 0-600 bar, with rear and bottom connections of 1/4" and 1/2" in BSPP and BSPT.

FT Pro gauges are tried, tested and used extensively throughout the world's manufacturing facilities and in the mobile plant industry.

For your peace of mind all gauges can be supplied with a calibration certificate at a nominal charge.

Applications:

- Hydraulics
- Construction
- Agriculture
- Mining
- OEM machine building
- Offshore
- Marine
- High pressure water applications
- Service kits

GLYCERINE GAUGES & ACCESSORIES

Stainless Steel Case, Bottom Connection

stainless steel

BSPT

0021	Thread	Gauge Diameter mm	Pressure Range PSI	Pressure Range Bar
G63-001BG	1/4"	63	0-15	0-1
G63-002BG	1/4"	63	0-30	0-2
G63-004BG	1/4"	63	0-60	0-4
G63-006BG	1/4"	63	0-100	0-6
G63-012BG	1/4"	63	0-200	0-12
G63-020BG	1/4"	63	0-300	0-20
G63-025BG	1/4"	63	0-400	0-25
G63-040BG	1/4"	63	0-600	0-40
G63-060BG	1/4"	63	0-1000	0-60
G63-120BG	1/4"	63	0-2000	0-120
G63-200BG	1/4"	63	0-3000	0-200
G63-250BG	1/4"	63	0-4000	0-250
G63-400BG	1/4"	63	0-6000	0-400
G63-600BG	1/4"	63	0-9000	0-600
VG63-01BG	1/4"	63	-30" Hg	-1 bar
Tech Sheet 20593				

stainless steel

BSPP

0021	Thread	Gauge Diameter mm	Pressure Range PSI	Pressure Range Bar
PG63-001BG	1/4"	63	0-15	0-1
PG63-002BG	1/4"	63	0-30	0-2
PG63-004BG	1/4"	63	0-60	0-4
PG63-006BG	1/4"	63	0-100	0-6
PG63-012BG	1/4"	63	0-200	0-12
PG63-014BG	1/4"	63	0-200	0-14
PG63-020BG	1/4"	63	0-300	0-20
PG63-025BG	1/4"	63	0-400	0-25
PG63-040BG	1/4"	63	0-600	0-40
PG63-060BG	1/4"	63	0-1000	0-60
PG63-120BG	1/4"	63	0-2000	0-120
PG63-200BG	1/4"	63	0-3000	0-200
PG63-250BG	1/4"	63	0-4000	0-250
PG63-400BG	1/4"	63	0-6000	0-400
PG63-600BG	1/4"	63	0-9000	0-600
Tech Sheet 20594				

Stainless Steel Case, Centre Back Connection

See Panel Mount Bracket Options: G63-PM & G63-PM-RHOMB

stainless steel

BSPT

0021	Thread	Gauge Diameter mm	Pressure Range PSI	Pressure Range Bar
G63-001RG	1/4"	63	0-15	0-1
G63-002RG	1/4"	63	0-30	0-2
G63-004RG	1/4"	63	0-60	0-4
G63-006RG	1/4"	63	0-100	0-6
G63-010RG	1/4"	63	0-160	0-10
G63-012RG	1/4"	63	0-200	0-12
G63-020RG	1/4"	63	0-300	0-20
G63-025RG	1/4"	63	0-400	0-25
G63-040RG	1/4"	63	0-600	0-40
G63-060RG	1/4"	63	0-1000	0-60
G63-120RG	1/4"	63	0-2000	0-120
G63-200RG	1/4"	63	0-3000	0-200
G63-250RG	1/4"	63	0-4000	0-250
G63-400RG	1/4"	63	0-6000	0-400
G63-600RG	1/4"	63	0-9000	0-600
VG63-01RG	1/4"	63	-30" Hg	-1 bar
Tech Sheet 20595				

See Panel Mount Bracket Options: G63-PM & G63-PM-RHOMB

stainless steel

BSPP

0021	Thread	Gauge Diameter mm	Pressure Range PSI	Pressure Range Bar
PG63-001RG	1/4"	63	0-15	0-1
PG63-002RG	1/4"	63	0-30	0-2
PG63-004RG	1/4"	63	0-60	0-4
PG63-006RG	1/4"	63	0-100	0-6
PG63-012RG	1/4"	63	0-200	0-12
PG63-020RG	1/4"	63	0-300	0-20
PG63-025RG	1/4"	63	0-400	0-25
PG63-040RG	1/4"	63	0-600	0-40
PG63-060RG	1/4"	63	0-1000	0-60
PG63-120RG	1/4"	63	0-2000	0-120
PG63-200RG	1/4"	63	0-3000	0-200
PG63-250RG	1/4"	63	0-4000	0-250
PG63-400RG	1/4"	63	0-6000	0-400
PG63-600RG	1/4"	63	0-9000	0-600
Tech Sheet 20596				

Panel Mounting Brackets

stainless steel

For G63 & PG63 Centre Back Connection below 100 bar

0021
G63-PM

stainless steel

For G63 & PG63 Centre Back Connection above 100 bar

0021
G63-PM-RHOMB

Gauge Snubbers

Working Pressure: 20 to 300 bar

High Pressure

0234	Male Thread	Female Thread
130.4	1/4"	1/4"
130.3	3/8"	3/8"
130.2	1/2"	1/2"
Tech Sheet 28		

Gauge snubbers are a great way of protecting gauges from damage, with sudden impact pressure i.e. when full line pressure is introduced to the gauge damage can occur. With the use of the snubber the gauge will be protected.

Working Pressure: 0 to 20 bar

Low Pressure

0234	Male Thread	Female Thread
131.8	1/8"	1/8"
131.4	1/4"	1/4"
131.3	3/8"	3/8"
131.2	1/2"	1/2"
Tech Sheet 28		

Back Rubber Gauge Protectors

Open Closed

0021	Description
G63-OB	Open
G63-CB	Closed

TEMPERATURE GAUGES

Bi-metallic Thermometers, Centre Back Connection

Pressure Rating of Thermowell:
6 bar max

63mm & 100mm Diameter, Aluminium Case, 1/2" BSPP

0056	Gauge Diameter mm	Temperature Range °C
WTG63-60	63	0-60
WTG63-120	63	0-120
WTG63-200	63	0-200
WTG100-60	100	0-60
WTG100-120	100	0-120
WTG100-200	100	0-200
Tech Sheet 10526		

Refrigeration Gauges, Plastic Case, Bottom Connection

63mm Diameter, 7/16" UNF, 1/4" Flare

0056	Temperature Range °C
WG63-716B-1/9	-1/+9

**All pressure gauges can be supplied with a calibration certificate at a nominal charge.
Please call our Business Development Team for price and delivery.**

spradow
german engineering at your service

Customers who bought from this page also purchased
Hydraulic Test Points
see pages **268-272**

GLYCERINE GAUGES

Heavy-duty, Bottom Connection

Accuracy:
63mm diameter: +/- 1.6%
100mm diameter: +/- 1.0%

63mm & 100mm Diameter, BSPP

0056	Thread	Gauge Diameter mm	Max Pressure Bar	Max Pressure PSI
WG63-14B-1G	1/4"	63	1	15
WG63-14B-1.6G	1/4"	63	1.6	25
WG63-14B-2.5G	1/4"	63	2.5	40
WG63-14B-4G	1/4"	63	4	60
WG63-14B-6G	1/4"	63	6	90
WG63-14B-10G	1/4"	63	10	160
WG63-14B-16G	1/4"	63	16	230
WG63-14B-25G	1/4"	63	25	400
WG63-14B-40G	1/4"	63	40	600
WG63-14B-60G	1/4"	63	60	900
WG63-14B-100G	1/4"	63	100	1600
WG63-14B-160G	1/4"	63	160	2300
WG63-14B-250G	1/4"	63	250	4000
WG63-14B-400G	1/4"	63	400	6000
WG63-14B-600G	1/4"	63	600	9000
WG100-38B-2.5G	3/8"	100	2.5	40
WG100-38B-4G	3/8"	100	4	60
WG100-38B-6G	3/8"	100	6	90
WG100-38B-10G	3/8"	100	10	160
WG100-38B-16G	3/8"	100	16	230
WG100-38B-40G	3/8"	100	40	600
WG100-12B-100G	1/2"	100	100	1600
WG100-12B-160G	1/2"	100	160	2300
WG100-12B-250G	1/2"	100	250	4000
WG100-12B-400G	1/2"	100	400	6000
WG100-12B-600G	1/2"	100	600	9000
Tech Sheet 10525				

Heavy-duty, Centre Back Connection

63mm & 100mm Diameter, BSPP

0056	Thread	Gauge Diameter mm	Max Pressure Bar	Max Pressure PSI
WG63-14R-1G	1/4"	63	1	15
WG63-14R-1.6G	1/4"	63	1.6	25
WG63-14R-2.5G	1/4"	63	2.5	40
WG63-14R-4G	1/4"	63	4	60
WG63-14R-6G	1/4"	63	6	90
WG63-14R-10G	1/4"	63	10	160
WG63-14R-16G	1/4"	63	16	230
WG63-14R-25G	1/4"	63	25	400
WG63-14R-40G	1/4"	63	40	600
WG63-14R-60G	1/4"	63	60	900
WG63-14R-100G	1/4"	63	100	1600
WG63-14R-160G	1/4"	63	160	2300
WG63-14R-250G	1/4"	63	250	3600
WG63-14R-400G	1/4"	63	400	6000
WG63-14R-600G	1/4"	63	600	9000
WG100-38R-2.5G	3/8"	100	2.5	40
WG100-38R-4G	3/8"	100	4	60
WG100-38R-6G	3/8"	100	6	90
WG100-38R-10G	3/8"	100	10	160
WG100-38R-16G	3/8"	100	16	230
WG100-38R-40G	3/8"	100	40	600
WG100-12R-100G	1/2"	100	100	1600
WG100-12R-160G	1/2"	100	160	2300
WG100-12R-250G	1/2"	100	250	4000
WG100-12R-400G	1/2"	100	400	6000
WG100-12R-600G	1/2"	100	600	9000
Tech Sheet 10525				

Vacuum Gauges, Bottom Connection

Accuracy:
63mm diameter: +/- 1.6%

63mm Diameter, 1/4" BSPP

0056	Max Pressure Hg	Max Pressure Bar
WG63-14B/-30HG	-30	-1
Tech Sheet 10525		

Vacuum Gauges, Centre Back Connection

63mm Diameter, 1/4" BSPP

0056	Max Pressure Hg	Max Pressure Bar
WG63-14R/-30HG	-30	-1
Tech Sheet 10525		

GLYCERINE GAUGES

stainless steel

FT PRO

All Stainless Steel Gauges, 1/4" Bottom Connection

1/4" BSPP

0021	Gauge Diameter mm	Pressure Range PSI	Pressure Range Bar
SSG63-001BG	63	0-15	0-1
SSG63-004BG	63	0-60	0-4
SSG63-012BG	63	0-200	0-12
SSG63-025BG	63	0-400	0-25
SSG63-060BG	63	0-1000	0-60
SSG63-200BG	63	0-3000	0-200
SSG63-400BG	63	0-6000	0-400
Tech Sheet 20598			

All Stainless Steel Gauges, 1/4" Centre Back Connection

1/4" BSPP

0021	Gauge Diameter mm	Pressure Range PSI	Pressure Range Bar
2020-0340	50	0-200	0-12
2020-0341	50	0-300	0-20
2020-0342	50	0-600	0-40
2020-0343	50	0-900	0-60
2020-0344	50	0-4000	0-250
2038-8534	63	0-200	0-12
2038-8567	63	0-900	0-60
2038-8575	63	0-4000	0-250
Tech Sheet 20600			

All Stainless Steel Gauges, 1/2" Bottom Connection

1/2" BSPP

0021	Gauge Diameter mm	Pressure Range PSI	Pressure Range Bar
SHG100-002BG	100	0-30	0-2
SHG100-006BG	100	0-100	0-6
SHG100-016BG	100	0-250	0-16
SHG100-040BG	100	0-600	0-40
SHG100-100BG	100	0-1500	0-100
SHG100-250BG	100	0-4000	0-250
SHG100-600BG	100	0-9000	0-600
Tech Sheet 20599			

All Stainless Steel Gauges, 1/2" Centre Back Connection

1/2" BSPP

0021	Gauge Diameter mm	Pressure Range PSI	Pressure Range Bar
2038-8435	100	0-200	0-12
2038-8443	100	0-300	0-20
2038-8450	100	0-600	0-40
2038-8476	100	0-4000	0-250
Tech Sheet 20601			

Stainless Steel Case, Heavy-duty, Bottom Connection

1/2" BSPP

0021	Gauge Diameter mm	Pressure Range PSI	Pressure Range Bar
HG100-002G	100	0-36	0-2.5
HG100-004G	100	0-58	0-4
HG100-006G	100	0-87	0-6
HG100-010G	100	0-145	0-10
HG100-016G	100	0-232	0-16
HG100-040G	100	0-580	0-40
HG100-100G	100	0-1450	0-100
HG100-160G	100	0-2320	0-160
HG100-250G	100	0-3625	0-250
HG100-400G	100	0-5800	0-400

1/2" BSPT

0021	Gauge Diameter mm	Pressure Range PSI	Pressure Range Bar
HG100-002B	100	0-36	0-2.5
HG100-004B	100	0-58	0-4
HG100-006B	100	0-87	0-6
HG100-010B	100	0-145	0-10
HG100-016B	100	0-232	0-16
HG100-040B	100	0-580	0-40
HG100-100B	100	0-1450	0-100
HG100-160B	100	0-2320	0-160
HG100-250B	100	0-3625	0-250
HG100-400B	100	0-5800	0-400
Tech Sheet 20597			

HYDRAULICS you can count on!

spradow
german engineering at your service

TÜV
ISO 9001
Certified
Company

TEST POINT COUPLINGS

spradow
german engineering at your service

Piston Valve Type, M16 x 2

Media Application:
Hydraulic and other oils on mineral oil basis.

Metal Cap -30°C to +100°C Sealings Buna N
Metal Cap -20°C to +200°C Sealings Viton

Test Coupling

0330	Thread	Max Pressure Bar
1-Z06-28-11-600	1/8" BSPP	400
1-Z06-29-11-600	1/4" BSPP	400
1-Z06-30-11-600	3/8" BSPP	400
1-Z06-22-11-600	M10 x 1.0	630
1-Z06-23-11-600	M12 x 1.5	630
1-Z06-24-11-600	M14 x 1.5	630
1-Z06-43-00-600	1/8" NPT	400
1-Z06-44-00-600	1/4" NPT	400
1-Z06-39-30-600	7/16" UNF	630
1-Z06-40-30-600	9/16" UNF	630
Tech Sheet 10292		

Bulkhead Coupling

0330	Max Pressure Bar
1-Z80-48-60-040	630
Tech Sheet 10292	

In-line Tee, BSPP

0330	Thread	Max Pressure Bar
1-Z10-68-00-600	1/4"	400
1-Z10-69-00-600	3/8"	400
1-Z10-70-00-600	1/2"	630
1-Z10-72-00-600	3/4"	630
1-Z10-73-00-600	1"	630
Tech Sheet 10292		

stainless steel

316 Stainless Steel, BSPP

0330	OD mm	Max Pressure Bar
1-912-28-12-660	1/8"	400
1-912-29-12-660	1/4"	630
Tech Sheet 10292		

DIN 2353 DKO Light-duty, Metric

0330	OD mm	Burst Pressure Bar
1-Z08-00-10-600	6L	1000
1-Z08-02-10-600	8L	1000
1-Z08-04-10-600	10L	1000
1-Z08-06-10-600	12L	1000
Tech Sheet 10292		

DIN 2353 DKO Heavy-duty, Metric

0330	OD mm	Burst Pressure Bar
1-Z08-03-10-600	8S	1890
1-Z08-05-10-600	10S	1890
1-Z08-07-10-600	12S	1890
Tech Sheet 10292		

Gauge Adaptors

stainless steel

316 Stainless Steel, BSPP

0330	Thread	Max Pressure Bar
1-940-31-22-080	1/2"	630
Tech Sheet 10292		

Direct, BSPP

0330	Thread	Max Pressure Bar
1-927-29-01-020	1/4"	630
1-927-31-01-020	1/2"	630
Tech Sheet 10292		

Hose/Gauge, BSPP

0330	Thread	Max Pressure Bar
1-918-29-01-240	1/4"	630
1-918-31-01-240	1/2"	630
Tech Sheet 10292		

TEST POINT COUPLINGS

spradow
german engineering at your service

Ball Valve Type, M16 x 2

Maximum Working Pressure:
630 bar

Test Coupling

0330	Thread	Max Pressure Bar
1-906-22-11-600	M10 x 1.0	630
1-906-23-11-600	M12 x 1.5	630
1-906-24-11-600	M14 x 1.5	630
1-906-28-11-600	G1/8" BSPP	630
1-906-29-11-600	G1/4" BSPP	630
1-906-30-11-600	G3/8" BSPP	630
1-906-43-00-600	1/8" NPT	630
1-906-44-00-600	1/4" NPT	630
1-906-39-30-600	7/16" UNF	630
1-906-40-30-600	9/16" UNF	630
Tech Sheet 10292		

Bulkhead Coupling

0330
1-980-48-60-040
Tech Sheet 10292

Maximum Working Pressure:
135 bar

DIN 2353 DKO Light-duty, Metric

0330	OD mm	Burst Pressure Bar
1-908-00-20-600	6L	630
1-908-02-20-600	8L	630
1-908-04-20-600	10L	630
1-908-06-20-600	12L	630
Tech Sheet 10292		

DIN 2353 DKO Heavy-duty, Metric

0330	OD mm	Burst Pressure Bar
1-908-03-20-600	8S	1890
1-908-05-20-600	10S	1890
1-908-07-20-600	12S	1890
Tech Sheet 10292		

316 Stainless Steel Test Points

Sealing by an elastomer captive profiled ring - Vito
Test connection: M16 x 2

Maximum Working Pressure:
630 bar

stainless steel

Form C, BSPP

0330	Thread
MAS-G1/8-WD	1/8"
MAS-G1/4-WD	1/4"
MAS-G3/8-WD	3/8"
MAS-G1/2-WD	1/2"

400 bar Microbore Test Point Hose Assemblies

M16 x 2

0330	Length mm
1-970-04-04-010	200
1-970-04-04-040	400
1-970-04-04-060	630
1-970-04-04-080	800
1-970-04-04-090	1000
1-970-04-04-100	1500
1-970-04-04-110	2000
1-970-04-04-120	2500
1-970-04-04-130	3200
1-970-04-04-140	4000
Tech Sheet 10292	

1/4" BSPP

0330	Length mm
1-970-02-04-010	200
1-970-02-04-030	300
1-970-02-04-050	500
1-970-02-04-060	630
1-970-02-04-080	800
1-970-02-04-090	1000
1-970-02-04-100	1500
1-970-02-04-110	2000
1-970-02-04-120	2500
1-970-02-04-140	4000
Tech Sheet 10292	

1/2" BSPP

0330	Length mm
1-970-04-25-090	1000
1-970-04-25-100	1500
1-970-04-25-110	2000
Tech Sheet 10292	

TEST POINT COUPLINGS

spradow
german engineering at your service

End Fitting to suit DN2 and DN4 Hose

Bespoke assemblies available on request

Test Female Straight

0330	Thread	Type	DN
2-971-04-02-001	M16 x 2	Knurled	2
2-971-04-04-001	M16 x 2	Knurled	4
2-971-10-02-001	M16 x 1.5	Knurled	2
2-971-10-04-001	M16 x 1.5	Knurled	4
2-971-12-02-001	S12 x 1.5	Knurled	2
2-971-12-04-001	S12 x 1.5	Knurled	4
Tech Sheet 60388			

Test Female Straight

0330	Thread	Type	DN
2-971-03-02-001	M16 x 2	Hex	2
2-971-09-02-001	M16 x 1.5	Hex	2
Tech Sheet 60388			

Test 90° Elbow

0330	Thread	Type	DN
2-971-50-02-001	M16 x 2	Knurled	2
2-971-50-04-001	M16 x 2	Knurled	4
2-971-57-02-001	S12 x 1.5	Knurled	2
2-971-57-04-001	S12 x 1.5	Knurled	4
Tech Sheet 60388			

BSPP Female

0330	Thread	DN
2-971-02-02-004	1/4"	2
2-971-02-04-004	1/4"	4
2-971-25-02-001	1/2"	2
2-971-25-04-001	1/2"	4
Tech Sheet 60388		

BSPP 90° Elbow

0330	Thread	DN
2-971-58-02-001	1/4"	2
2-971-58-04-001	1/4"	4
2-971-54-02-001	1/2"	2
2-971-54-04-001	1/2"	4
Tech Sheet 60388		

NPT Female

0330	Thread	DN
2-971-26-00-001	1/4"	2
2-971-26-04-001	1/4"	4
2-971-27-00-001	1/2"	2
2-971-27-04-001	1/2"	4
Tech Sheet 60388		

Metric Female, DN2353

0330	Thread	Type	DN
2-971-19-02-001	M12 x 1.5	6L	2
2-971-19-04-001	M12 x 1.5	6L	4
2-971-20-02-001	M14 x 1.5	6S	2
2-971-20-04-001	M14 x 1.5	6S	4
2-971-21-02-001	M14 x 1.5	8L	2
2-971-21-04-001	M14 x 1.5	8L	4
2-971-22-02-001	M16 x 1.5	8S	2
2-971-22-04-001	M16 x 1.5	8S	4
2-971-23-02-001	M16 x 1.5	10L	2
2-971-23-04-001	M16 x 1.5	10L	4
2-971-24-02-001	M18 x 1.5	10S	2
2-971-24-04-001	M18 x 1.5	10S	4
Tech Sheet 60388			

Metric 90° Elbow, DN2353

0330	Thread	Type	DN
2-971-44-02-001	M12 x 1.5	6L	2
2-971-44-04-001	M12 x 1.5	6L	4
2-971-45-02-001	M14 x 1.5	6S	2
2-971-45-04-001	M14 x 1.5	6S	4
2-971-46-02-001	M14 x 1.5	8L	2
2-971-46-04-001	M14 x 1.5	8L	4
2-971-48-02-001	M16 x 1.5	10L	2
2-971-48-04-001	M16 x 1.5	10L	4
Tech Sheet 60388			

Metric Straight Standpipe

0330	OD mm	DN
2-971-13-00-001	6	2
2-971-13-04-001	6	4
2-971-15-00-001	8	2
2-971-15-04-001	8	4
Tech Sheet 60388		

BSPP Male, DN3852

0330	Thread	DN
2-971-33-00-001	1/8"	2
2-971-33-04-001	1/8"	4
Tech Sheet 60388		

JIC, SAE J541, Female

0330	Thread	DN
2-971-41-02-001	7/16"	2
2-971-41-04-001	7/16"	4
Tech Sheet 60388		

Banjo

0330	OD mm	DN
2-971-75-00-001	8	2
2-971-75-04-001	8	4
Tech Sheet 60388		

Anti-kink Spring

DN2

0330	To Suit
4-946-00-05-020	DN2 Hose

Ferrule

DN2 & DN4

0330	DN
4-999-03-01-160	2
6-999-03-01-010	4

Test Hose

Bespoke assemblies available on request.
Pin pricked

DN2 & DN4 Pin Pricked, Per Metre

0330	Max Pressure Bar	Type	DN
9-946-02-00-012	400	Pin Pricked	2
9-946-02-01-020	630	Pin Pricked	2
9-946-04-00-010	500	Pin Pricked	4
Tech Sheet 10487			

DN2 Per Metre

0330	Max Pressure Bar	DN
9-946-02-00-020	630	2
Tech Sheet 10487		

TEST POINT COUPLINGS

spradow
german engineering at your service

Spradow - Innovative Measuring Systems

The **Spradow** test coupling enables you to connect a pressure gauge or other measuring instruments in seconds - even if the system is still under pressure. The connection can be applied without any further tools.

The non-return valve inside the test coupling opens only after being connected with the measuring instrument to allow a secure and clean pressure measurement.

Pressure is an important parameter for a successful preventing service and maintenance or, if necessary, trouble-shooting.

With **Spradow** test couplings you can reduce your service and maintenance costs considerably.

The **Spradow** test box is the perfect tool for hydraulic systems offering service and maintenance engineers an easy mobile pressure test solution.

The complete **Spradow** test equipment is of course compatible with all other manufactures and fulfils all current important industrial standards.

Furthermore **Spradow** offers a comprehensive range of measuring systems for pneumatic braking systems.

Pressure Test Kits

Contents:
- 1 x Microbore Hose DN2-400 1620 Gauge Connection 1/4" BSPP 400 bar
- 1 x Pressure Gauge 0-40 bar 1/4" BSPP
- 1 x Pressure Gauge 0-400 bar 1/4" BSPP
- 1 x Gauge Connection 1620 1/4" BSPP
- 1 x Test Point 1620 1/4" BSPP Metal Cap
- 1 x Test Point 1620 M10 x 1
- 1 x Adaptor 1/4" Female x 3/8" Male
- 1 x Adaptor 1/4" Female x 1/2" Male
- 1 x Cleaning Cloth
- 1 x 1/4" Bonded Seal
- 1 x 3/8" Bonded Seal
- 1 x 1/2" Bonded Seal

400 bar, Pressure Test Kit

0330
HYD-KIT1
Tech Sheet 10292

Contents:
- 1 x SNA 1620 Adaptor 1/4" Male x Female
- 1 x SNA 1620 Adaptor 3/8" Male x Female
- 1 x SNA 1620 Adaptor 1/2" Male x Female
- 1 x Test Point 1620 1/4" BSPP Metal Cap
- 1 x Pressure Gauge 0-40 bar 1/4" BSPP
- 1 x Pressure Gauge 0-400 bar 1/4" BSPP
- 1 x Adaptor 1/4" Female x 1/2" Male
- 1 x Adaptor 1/4" Female x 3/8" Male
- 1 x Microbore Hose DN2-400 1620/Gauge Connection 1/4" BSPP 400 bar
- 1 x Cleaning Cloth
- 1 x 1/4" Bonded Seal
- 1 x 3/8" Bonded Seal
- 1 x 1/2" Bonded Seal

400 bar, Test Kit BSPP with In-line Tees

0330
HYD-KIT2
Tech Sheet 10292

You might also need
Glycerine Gauges
see pages **414-416**

Contents:
- 1 x SNA 1620 Adaptor 1/4" Male x Female
- 1 x SNA 1620 Adaptor 3/8" Male x Female
- 1 x SNA 1620 Adaptor 1/2" Male x Female
- 1 x Test Point 1620 1/4" BSPP Metal Cap
- 1 x Test Point 1620 1/8" BSPP Metal Cap
- 1 x Test Point 1620 M10 x 1
- 1 x Test Point 1620 M12 x 1.5 Metal Cap
- 1 x Adaptor 1/4" Female x 1/2" Male
- 1 x Adaptor 1/4" Female x 3/8" Male
- 1 x Pressure Gauge 0-400 bar 1/4" BSPP
- 1 x Pressure Gauge 0-40 bar 1/4" BSPP
- 1 x Microbore Hose DN2-400 1620/Gauge Connection 1/4"BSP 400 bar
- 1 x Cleaning Cloth
- 1 x 1/4" Bonded Seal
- 1 x 3/8" Bonded Seal
- 1 x 1/2" Bonded Seal

400 bar, Test Kit BSPP/Metric with In-line Tees

0330
HYD-KIT3
Tech Sheet 10292

Deluxe Pressure Test Kits

400 bar, Pressure Test Kit

0330	
HYD-KIT4	**Same contents as HYD-KIT1 + Deluxe Spradow Box**
Tech Sheet 10292	

400 bar, Test Kit BSPP with In-line Tees

0330	
HYD-KIT5	**Same contents as HYD-KIT2 + Deluxe Spradow Box**
Tech Sheet 10292	

400 bar, Test Kit BSPP/ Metric with In-line Tees

0330	
HYD-KIT6	**Same contents as HYD-KIT3 + Deluxe Spradow Box**
Tech Sheet 10292	

HYDRAULIC OIL COOLERS

AC Range Air Blast Oil Coolers

The LAC air oil cooler, with single-phase or three-phase AC motor, is optimised for use in the industrial sector. The maximum cooling capacity is 300kW at ETD +40°C.

See Tech Sheet for full specification on this model.

Maximum Working Temperature: +120°C

Maximum Static Working Pressure: 21 bar

Maximum Dynamic Working Pressure: 14 bar

BSPP

0488	Thread	Voltage	KW/°C
LAC-1	1/2"	230/1/50	0.05
LAC-3	1"	230/3/50-275/3/60	0.36
LAC-6	1.1/4"	230/3/50	1.75
LAC-7	1.1/4"	230/3/50	2.1
Tech Sheet 60442			

DC Range Air Blast Oil Coolers

The LDC air oil cooler with 24V DC motor is optimised for use in the mobile industry.

Together with a wide range of accessories, the LDC cooler is suitable for installation in most applications and environments.

Maximum Working Temperature: +120°C

Maximum Static Working Pressure: 21 bar

Maximum Dynamic Working Pressure: 14 bar

The maximum cooling capacity is 30kW at +ETD 40°C.

Also available with a 12V DC motor.

See Tech Sheet for full specification on this model.

BSPP

0488	Thread	Voltage	KW/°C
LDC-1	1"	24V	0.12
LDC-2	1"	24V	0.19
LDC-3	1"	24V	0.3
LDC-4	1"	24V	0.38
LDC-5	1"	24V	0.6
LDC-6	1.1/4"	24V	0.72
Tech Sheet 60443			

Offline Air Blast Oil Cooler

The LOC cooling system with three-phase AC motor is optimised for use in the industrial sector.

The system is supplied ready for installation. An integrated circulation pump makes it possible to cool and treat the oil in a separate circuit (offline cooling)

See Tech Sheet for full specification on this model.

Maximum Working Temperature: +100°C

Maximum Static Working Pressure: 21 bar

Maximum Dynamic Working Pressure: 14 bar

BSPP

0488	Thread	Voltage	KW/°C
LOC-1	1"	230/3/50-275/3/60	0.07
LOC-2	1"	230/3/50-275/3/60	0.2
LOC-3	1"	230/3/50-275/3/60	0.26
LOC-4	1"	230/3/50-275/3/60	0.45
LOC-5	1"	230/3/50-275/3/60	0.61
LOC-6	1.1/4"	230/3/50	1
Tech Sheet 60444			

Hydraulic Motor In-line Coolers

The LHC air oil cooler with hydraulic motor is optimised for use in the mobile and industrial sectors.

The maximum cooling capacity is 300kW at ETD +40°C.

See Tech Sheet for full specification on this model

Maximum Working Temperature: +120°C

Maximum Static Working Pressure: 21 bar

Maximum Dynamic Working Pressure: 14 bar

BSPP

0488	Thread	Motor Option	KW/°C
LHC-1	1"	8.4cc	0.22
LHC-2	1"	14.4cc	0.38
LHC-3	1"	10.8cc	0.58
LHC-4	1"	10.8cc	0.76
LHC-5	1.1/4"	10.8cc	1.1
LHC-6	1.1/4"	8.4cc	1.3
Tech Sheet 60445			

Compact Water/Oil Coolers

The Parker PWO is a compact and lightweight water/oil cooler with a high cooling capacity for its size.

Features:

- Light and compact
- Suitable for many applications
- Easy installation
- Cost-efficient and environmentally friendly

Material:

- Plates: EN 10028/7-1.4401 (AISI 316)
- Brazing: pure copper
- Connections: EN 10272-1.4401 (AISI 316)

For full specification on this item see ech Sheet.

Working Temperature: -196°C to +225°C

Maximum Working Pressure: 31 bar at 155°C

BSPP

0488	Thread	Thread	KW/°C	Type
PWO-1	3/4"	1/2"	1.5-5	B5TH
PWO-2	3/4"	1/2"	4-7	B8TH
PWO-3	3/4"	1/2"	5-17	B8TH
PWO-4	3/4"	1/2"	7-27	B8TH
PWO-5	1"	3/4"	5-27	B10TH
PWO-6	1"	3/4"	10-50	B10TH
PWO-7	1"	3/4"	10-65	B10TH
PWO-8	1.1/4"	1"	10-60	B25TH
PWO-9	1.1/4"	1"	10-80	B25TH
PWO-10	1.1/4"	1"	20-95	B25TH
PWO-11	1.1/4"	1"	20-105	B25TH
Tech Sheet 60460				

BVA HYDRAULICS

HYDRAULIC TOOLING & LIFTING EQUIPMENT

UK CA

Cylinders

Pumps

Cylinder Kits

Accessories

Bottle Jacks

Toe Jacks

HYDRAULIC TOOLING & LIFTING EQUIPMENT

- Collar threads and base
- Hard chrome-plated piston plunger protects against corrosion and damage
- Polyurethane U cup seals provide a sure seal and long life
- Solid one-piece alloy steel body
- One-piece aluminium alloy bearing protects against cylinder wall damage
- Dust cap is standard on all cylinders

Maximum Working Pressure: 700 bar

Cylinders

5 Ton General Purpose, Single Acting

0481	Stroke mm	Min Height mm	Max Height mm
H0503	78	169	247
H0505	129	221	350
H0507	180	272	452
H0509	229	324	552
Tech Sheet 60403			

15 Ton General Purpose, Single Acting

0481	Stroke mm	Min Height mm	Max Height mm
H1501	25	124	149
H1502	51	149	200
H1504	101	200	301
H1506	152	270	422
H1508	203	321	524
H1510	245	372	626
H1512	305	423	728
H1514	356	474	830
Tech Sheet 60403			

55 Ton General Purpose, Single Acting

0481	Stroke mm	Min Height mm	Max Height mm
H5502	51	176	227
H5504	103	227	330
H5506	159	283	442
H5510	260	385	645
H5513	337	461	798
Tech Sheet 60403			

10 Ton General Purpose, Single Acting

0481	Stroke mm	Min Height mm	Max Height mm
H1001	25	92	117
H1002	51	123	174
H1004	102	174	276
H1006	151	250	401
H1008	202	301	503
H1010	253	352	605
H1012	304	403	707
H1014	356	450	806
Tech Sheet 60403			

25 Ton General Purpose, Single Acting

0481	Stroke mm	Min Height mm	Max Height mm
H2501	26	143	169
H2502	51	168	219
H2504	102	219	321
H2506	155	272	427
H2508	206	323	529
H2510	257	374	631
H2512	310	426	736
H2514	362	476	838
Tech Sheet 60403			

HYDRAULIC TOOLING & LIFTING EQUIPMENT

Maximum Working Pressure:
700 bar

Pumps

- Metal reservoirs resist cracking
- Built-in bypass device protects the hydraulic system from over-pumping damage (US Patent No. 5,946,912)
- Compact yet powerful air turbo motor (US Patent No. 5,341,723)
- Suggested air inlet range: 110-175 psi (7.6-12.1 bar)

Air Pump, Single Acting

0481	Thread	Oil Capacity Litres	Material
PA1500	3/8"	346.4	Aluminium
		Tech Sheet 60403	

- Portable, lightweight and compact design
- Universal motor starts under full load
- 3m 24V AC pendant control for safety
- Weighs only 17kg with oil
- External pressure adjustment is available
- Designed for intermittent duty operation
- Gauge port on control valve

Universal Motor Pump

0481	Thread	LPM	HP	Voltage
PU20M4N01B	3/8"	0.46	1	110V AC
		Tech Sheet 60406		

- Metal reservoirs resist cracking
- Internal pressure relief valve for overload protection
- Perfect for use with cylinders and hydraulic tools or OEM applications
- Two-speed pumps reduce user fatigue and increase productivity

Single Speed Hand Pump, Single Acting

0481	Thread	Oil Capacity cm³	Material
P601S	3/8"	600	Steel
		Tech Sheet 60403	

Two-speed Hand Pumps, Single Acting

0481	Thread	Oil Capacity cm³	Material
P350	3/8"	350	Aluminium
P1000	3/8"	1000	Aluminium
		Tech Sheet 60403	

Hand Pump, Double Acting

0481	Thread	Oil Capacity cm³	Material
P2301M	3/8"	2200	Steel
		Tech Sheet 60403	

HYDRAULIC TOOLING & LIFTING EQUIPMENT

- Stackable magnetic adaptors, various heights
- Eliminates dangerous cribbing
- Convenient carrying case
- US Patent No. 7,237,762 B2

Maximum Working Pressure:
700 bar

Cylinder Kits

Adaptor sizes: 4, 11, 23 and 30mm.

5 Ton Flat Body Cylinder Kit, Single Acting

0481	Stroke mm	Min Height mm	Max Height mm
HF0503B	6	32	38
Tech Sheet 60405			

Adaptor sizes: 10, 20 and 40mm.

10 Ton Flat Body Cylinder Kit, Single Acting

0481	Stroke mm	Min Height mm	Max Height mm
HF1005B	11	43	54
Tech Sheet 60405			

Adaptor sizes: 10, 20 and 40mm.

20 Ton Flat Body Cylinder Kit, Single Acting

0481	Stroke mm	Min Height mm	Max Height mm
HF2005B	11	51	62
Tech Sheet 60405			

Adaptor sizes: 10, 20 and 40mm.

30 Ton Flat Body Cylinder Kit, Single Acting

0481	Stroke mm	Min Height mm	Max Height mm
HF3005B	13	59	72
Tech Sheet 60405			

Adaptor sizes: 10, 20 and 40mm.

50 Ton Flat Body Cylinder Kit, Single Acting

0481	Stroke mm	Min Height mm	Max Height mm
HF5006B	16	67	83
Tech Sheet 60405			

- Compact design for use in small spaces
- Ideal for pushing applications
- Plunger wiper helps seal out dirt and contamination
- Return spring ensures a quick retraction and extends the life of the spring
- Industrial hard chrome-plated plunger helps prevent scratching and corrosion
- Includes stackable 1", 2" and 3" aluminium adaptors that conveniently snap into the base of the plunger
- Includes high flow CH38F coupler and dust cap
- Convenient storage case
- Bolt-on tilt saddles available

10 Ton Low Profile Cylinder Kit

0481	Stroke mm	Min Height mm	Max Height mm
HL-1001-D	38	88	126
Tech Sheet 60404			

HYDRAULIC TOOLING & LIFTING EQUIPMENT

Accessories

- Rubber bend restrictors
- High working pressure
- Optimum flexibility
- Lightweight

Working Temperature:
-40°C to +100°C

Maximum Working Pressure:
700 bar

Hose Assembly, Male NPT

0481	Thread	Length Metres
CS3814-1	3/8"	1
CS3814-2	3/8"	2
CS3814-3	3/8"	3
CS3814-4	3/8"	4
CS3814-6	3/8"	6
Tech Sheet 60403		

High Flow Quick Release Coupling, NPT

0481	Thread
CH38	3/8"
Tech Sheet 60403	

Bottle Jacks

- Easily adjustable extension screw (2-20 tons)
- Removable rubber carry ring for easy storage of pump handle (2-20 tons)
- Safety valve against over-loading
- Supplied with a carry grip (8 tons and over)

Manual

0481	Stroke mm	Min Height mm	Max Height mm
1412000	228	241	469
1420000	226	249	475
1430000	212	268	480
10500	178	305	483
10990	156	305	461
Tech Sheet 60403			

Toe Jacks

- Low height
- Heat-treated and chrome-plated medium carbon steel cylinder
- Chrome-plated plunger improves seal life and optimises performance
- By-pass device protects hydraulic system from over-travel damage (US Patented)
- Hydraulic system is protected from internal damage by a patented by-pass mechanism (US Patent No. 5946912)

Maximum Working Pressure:
700 bar

Manual

0481	Stroke mm	Min Height mm	Max Height mm
J13060	130	15	147
J13120	130	23	152
J13200	130	28	160
J13300	130	28	168
Tech Sheet 68802			

Spill Absorbents

Perforated for High Absorbency

The unique perforated design of the dimple roll allows the material to be used in the most efficient way.

FT Pro spill absorbents are a superior range of spill solutions designed for ultimate versatility and economical usage.



Unfold for larger spills.

Fold to use as a boom for increased absorbency.



Tear off pieces to use only what you need.

Spill Kits available in reusable carry bags with barrier tape, gloves and safety goggles.



Large range of spill absorbents for many applications and spill types.

SPILL ABSORBENTS & SPILL PREVENTION

Oil Only Heavy-duty Spill Pads

Oil only absorbents are best used outdoors to recover oil-based spills such as petroleum, diesel and solvents.

100 Pads Per Pack

0365	Size cm	Absorbency Per Pack
HDOP-100	40 x 50	108 Litres

Oil Only Spill Dimple Pads

Oil only absorbents are best used outdoors to recover oil-based spills such as petroleum, diesel and solvents.

200 Pads Per Pack

0365	Size cm	Absorbency Per Pack
SOP-200	40 x 50	128 Litres

Oil Spill Perforated Dimple Rolls

Oil only absorbents are best used outdoors to recover oil-based spills such as petroleum, diesel and solvents.

2 x 40 Metre Rolls Per Pack

0365	Size	Absorbency Per Pack
OR-2-40	40cm x 40m	113 Litres

Oil Only Folded Perforated Dimple Rolls

Oil only absorbents are best used outdoors to recover oil-based spills such as petroleum, diesel and solvents.

18 Metre Rolls Per Pack

0365	Size	Absorbency Per Pack	Contents
FOR-3-18	11cm x 18m	105 Litres	3
FOR-1-18	11cm x 18m	35 Litres	1

Oil Only Spill Socks

Oil only absorbents are best used outdoors to recover oil-based spills such as petroleum, diesel and solvents.

20 Socks Per Pack

0365	Size cm	Absorbency Per Pack
SOS-20	7.6 x 120	85 Litres

General Purpose Spill Dimple Pads

As a general rule of thumb, if the spill happens indoors use a general purpose product to absorb both oil and water-based substances.



20 Pads Per Pack

0365	Size cm	Absorbency Per Pack
SGP-20	40 x 50	128 Litres

General Purpose Spill Perforated Dimple Rolls

As a general rule of thumb, if the spill happens indoors use a general purpose product to absorb both oil and water-based substances.

2 x 40 Metre Rolls Per Pack

0365	Size	Absorbency Per Pack
SGR-2-40	40cm x 40m	153 Litres

General Purpose Spill Folded Perforated Dimple Rolls

As a general rule of thumb, if the spill happens indoors use a general purpose product to absorb both oil and water-based substances.

18 Metre Rolls Per Pack

0365	Size	Absorbency Per Pack	Contents
FGR-3-18	11cm x 18m	105 Litres	3
FGR-1-18	11cm x 18m	35 Litres	1

General Purpose Spill Socks

As a general rule of thumb, if the spill happens indoors use a general purpose product to absorb both oil and water-based substances.

20 Socks Per Pack

0365	Size cm	Absorbency Per Pack
SGS-20	7.6 x 120	70 Litres

Loose Absorbents

16kg Bag

0751
CG16

Chemical Spill Pads

- Suitable for toxic, flammable, corrosive and aggressive liquids
- Fire retardant as per ASTM 726
- Low slip base layer, great for foot traffic



100 Pads Per Pack

0365	Size cm	Absorbency Per Pack
COP-100	40 x 50	78 Litres
	Tech Sheet 67960	

Chemical Spill Perforated Dimple Rolls

- Suitable for toxic, flammable, corrosive and aggressive liquids
- Fire retardant as per ASTM 726
- Low slip base layer, great for foot traffic

2 x 40 Metre Rolls Per Pack

0365	Size	Absorbency Per Pack
CSR-2-40	40cm x 40m	114 Litres

Chemical Spill Socks

- Suitable for small hazardous, toxic or unknown based spills
- Absorbs both oil and water based fluids
- Once saturated, will not become slippery

20 Socks Per Pack

0365	Size cm	Absorbency Per Pack
CSS-20	8 x 120	80 Litres
	Tech Sheet 67961	

Bags of Rags

0086	Weight Kg
BOR-10KG	10

Shoulder Bag Spill Kit

Kit includes:

- 1 x reusable carry bag.
- 50 metres of barrier tape.
- 2 x cable ties.
- 2 x disposal sacks.
- 2 x pairs of disposable Dura-Touch gloves.
- 1 x vented safety goggles.
- 55 x oil only dimple pads.
- 6 x 1.2 metre oil only socks.

Oil Only

0365	Absorbency Per Pack
SOK-50	50 Litres

Kit includes:

- 1 x reusable carry bag.
- 50 metres of barrier tape.
- 2 x cable ties.
- 2 x disposal sacks.
- 2 x pairs of disposable Dura-Touch gloves.
- 1 x vented safety goggles.
- 55 x general purpose dimple pads.
- 6 x 1.2 metre general purpose socks.

General Purpose

0365	Absorbency Per Pack
SGK-50	50 Litres

SPILL ABSORBENTS & SPILL PREVENTION

Carry Bag Spill Kit

Kit includes:
- 1 x reusable carry bag.
- 50 metres of barrier tape.
- 2 x cable ties.
- 2 x disposal sacks.
- 2 x pairs of disposable Dura-Touch gloves.
- 1 x vented safety goggles.
- 30 x oil only dimple pads.
- 4 x 1.2 metre oil only socks.

Oil Only

0365	Absorbency Per Pack
SOK-30	30 Litres

Kit includes:
- 1 x reusable carry bag.
- 50 metres of barrier tape.
- 2 x cable ties.
- 2 x disposal sacks.
- 2 x pairs of disposable Dura-Touch gloves.
- 1 x vented safety goggles.
- 30 x general purpose dimple pads.
- 4 x 1.2 metre general purpose socks.

General Purpose

0365	Absorbency Per Pack
SGK-30	30 Litres

Refill Kit

Kit includes:
- 50 metres of barrier tape.
- 2 x cable ties.
- 2 x disposal sacks.
- 2 x pairs of disposable Dura-Touch gloves.
- 1 x vented safety goggles.
- 55 x oil only dimple pads.
- 6 x 1.2 metre oil only socks.

Oil Only

0365	Absorbency Per Pack
SOK-50-REFILL	50 Litres

Kit includes:
- 50 metres of barrier tape.
- 2 x cable ties.
- 2 x disposal sacks.
- 2 x pairs of disposable Dura-Touch gloves.
- 1 x vented safety goggles.
- 30 x oil only dimple pads.
- 4 x 1.2 metre oil only socks.

Oil Only

0365	Absorbency Per Pack
SOK-30-REFILL	30 Litres

Kit Includes:
- 50 metres of barrier tape.
- 2 x cable ties.
- 2 x disposal sacks.
- 2 x pairs of disposable Dura-Touch gloves.
- 1 x vented safety goggles.
- 55 x general purpose dimple pads.
- 6 x 1.2 metre general purpose socks.

General Purpose

0365	Absorbency Per Pack
SGK-50-REFILL	50 Litres

Kit includes:
- 50 metres of barrier tape.
- 2 x cable ties.
- 2 x disposal sacks.
- 2 x pairs of disposable Dura-Touch gloves.
- 1 x vented safety goggles.
- 30 x general purpose dimple pads.
- 4 x 1.2 metre general purpose socks.

General Purpose

0365	Absorbency Per Pack
SGK-30-REFILL	30 Litres

HYDRAULIC OILS

ISO 32 Hydraulic Oil

Quality mineral hydraulic oil with good anti-wear performance, oxidation resistance, corrosion protection, low pour, air release and anti-foam properties.

Conforms to DIN 51524 11.

20 Litre Drum

0026	Volume Litres
2020-0333	20
	Tech Sheet 544

10W Hydraulic Oil

Hydraulic Oil 10W is a high performance hydraulic oil formulated from solvent refined paraffinic base oils and high performance additives designed to meet a wide range of heavy-duty hydraulic equipment requirements.

Benefits include: Good deposit control, good anti-sludge and varnish resistance, excellent anti-wear and corrosion protection.

Oxidation stability, dispersant/detergent properties and wide temperature range.

High viscosity index promotes high oil pressure.

Conforms to API: SF/CD and MIL-L-2104C.

20 Litre Drum

0026	Volume Litres
10W OIL	20
	Tech Sheet 3147

ISO 46 Hydraulic Oil

Hydraulic oil 46 is blended to ISO 46 viscosity grade requirements and is suitable for use in a wide range of mobile and static hydraulic equipment.

Benefits include: Excellent anti-wear, anti-corrosion, anti-rust performance, low air retention/air entrainment, low foaming and good thermal stability and resistance to oxidation.

Confirms to DIN 51524, Part 2 (HLP).

20 Litre Drum

0026	Volume Litres
ISO 46	20
	Tech Sheet 10318

ATF Dexron II

ATF Dexron II is a high performance multi-application fluid. The high viscosity index and low pour point makes this product ideal for use in hydraulic systems and power steering.

Conforms to GM Dexron II D and GM 6137-M.

20 Litre Drum

0026	Volume Litres
ATF II	20
	Tech Sheet 3148

For **Workshop Fluid Transfer** see pages **1655-1656**

SPILL ABSORBENTS & SPILL PREVENTION

Trays

Made from 100% polyethylene, these spill trays come with a removable grid and are ideal for ensuring drips and spills are contained correctly.
Applications: Truck and machinery leaks, machine part cleaning, ink solvent storage, battery storage and chemical dosing points.

Bunded Spill Trays

0480	Capacity Litres	Weight Kg	Height mm	Length mm	Width mm	Max Working Load Kg
ST20	22	3.5	175	595	395	55
ST30	31	4.5	170	805	405	55
ST40	43	7	170	800	605	105
ST60	63	10	200	1000	605	205
ST100	104	14	185	1195	795	205
Tech Sheet 67968						

Drain Cover

An integral part of any spill response plan, drain covers go hand in hand with spill response kits. They can also be used proactively, to seal off drains prior to deliveries or refuelling taking place, to ensure leaks and spills are kept out of the drainage system.

Magnetic Drain Cover

0480	Height mm	Length mm	Thickness mm
MDC03	600	600	0.9
Tech Sheet 67970			

Drum Spill Containment

Manufactured from medium density polyethylene, these pallets comply with the guidelines issued by environment agencies. They are robust, resistant to most chemicals and come with a removable grid.

Bunded Drum Pallets

0480	Capacity Litres	Weight Kg	Height mm	Length mm	Width mm	Max Working Load Kg
BP2-205	240	24	330	1220	820	650
BP4-205	410	40	370	1310	1310	1250
Tech Sheet 67969						

Absorbent Dispensing Stations

Ideal for day-to-day housekeeping or responding to minor spills, these polyethylene cabinets are specifically designed for dispensing absorbents. Accepts rolls up to 550mm diameter x 520mm wide.
Weight: 20kg.
Absorbents not included.

Open Front Absorbent Centre, Polyethylene

0480	Size
POLY-STATION	64cm x 58cm x 118cm

Floor standing with single roll holder and workstation cabinet. Welded together to provide a safe and secure fixing.
Weight: 29kg.
Absorbents not included.

Combined Absorbent Centre, Steel

0480	Size
WSHOP-STATION	66cm x 42cm x 150.5cm

Twin wall mounted absorbent roll holders.
Weight: 10.5kg.
Absorbents not included.



Wall Mountable Twin Roll Holder, Steel

0480	Size
WALL-STATION	66cm x 42cm x 89cm

1 Hydraulics 3-284

2 **Hydraulic Quick Release Couplings** 285-320

3 Pneumatic Quick Release Couplings 321-406

4 Monitor & Test 407-446

5 Pneumatic & Vacuum 447-762

6 Push-in Fittings & Tubing 763-918

7 Valves & Actuation 919-1060

8 Ring Main 1061-1136

9 Hose Tails, Adaptors, Fittings & Manifolds 1137-1224

10 Stainless Steel 1225-1332

11 Malleable Iron 1333-1398

12 Hose, Couplings, Ducting & Hose Reels 1399-1510

13 Clips & Clamps 1511-1558

14 Paint, Sprays & Adhesives 1559-1590

15 Blow Guns, Vacuum & Nozzles 1591-1616

16 Fuelling, Lubrication, Wash Down & Misting 1617-1696

17 Compressors & Air Tools 1697-1726

18 Hand Tools & PPE 1727-1765

SECTION 2

Hydraulic Quick Release Couplings

2 Hydraulic Quick Release Couplings

SECTION 2 Hydraulic QRCs

2.00 Hydraulic QRCs

- ISO A Interchange Couplings & Plugs
- ISO B Interchange Couplings & Plugs
- ISO 5676 Trailer Brake Couplings & Plugs
- ISO 16028 Flat Face Couplings
- T Series Hydraulic Quick Release Coupling
- Screw-on Couplings
- High Pressure Spin-on Couplings
- Stainless Steel Couplings & Plugs
- Push/Pull Breakaway Steel Couplings
- Coupling & Plug Colour Rings
- Screw to Connect Couplings & Plugs
- Ultra High Pressure Couplings
- ISO 14540 Screw Couplings
- Wing Nut Screw Couplings
- TDG Swivel Joints
- Brass Couplings & Plugs
- Thread to Connect Couplings



PROFILE IDENTIFICATION

ISO A Interchange Plugs

HKPA16CS, FT Pro, ISO A Plugs Page 290

HKPA12CS, FT Pro, ISO A Plugs Page 290

HKPA08CS, FT Pro, ISO A Plugs Page 290

HKPA06CS, FT Pro, ISO A Plugs Page 290

HKPA06CS, FT Pro, ISO A Plugs Page 290

ISO B Interchange Plugs



HKP16B, FT Pro, ISO B Plugs Page 291



HKP12B, FT Pro, ISO B Plugs Page 291



HKP08B, FT Pro, ISO B Plugs Page 291

HKP06B, FT Pro, ISO B Plugs Page 291

HKP04B, FT Pro, ISO B Plugs Page 291

HKP02B, FT Pro, ISO B Plugs Page 291

PROFILE IDENTIFICATION

ISO 16028 Interchange, Flat Face

HKPFF16CS, FT Pro, ISO 16028 Flat Face Plug Page 292

HKPFF12CS, FT Pro, ISO 16028 Flat Face Plug Page 292

HKPFF08CS, FT Pro, ISO 16028 Flat Face Plug Page 292

HKPFF06CS, FT Pro, ISO 16028 Flat Face Plug Page 292

HKPFF04CS, FT Pro, ISO 16028 Flat Face Plug Page 292

Note: Due to the change in finished used by our suppliers. the product you receive may differ from that illustrated

FT PRO has a quality range of **hydraulic quick release couplings** which have been manufactured to the highest specification using quality materials.



The range consists of interchange couplings designed to meet or exceed ISO A, ISO B, Flat Faced ISO 16028, Trailer Brake ISO 5676, Spin on High Pressure 88, 97 and 98 Series, in a variation of coated steel, stainless steel and brass.

FT Pro quick release couplings are tried, tested and used extensively throughout the world's manufacturing facilities and in the mobile plant industry.

Applications:

- Hydraulics
- Offshore
- Construction
- Marine
- Agriculture
- High pressure water applications
- Mining
- OEM machine building

NOW INCLUDES VITON SEALING OPTIONS FOR MORE AGGRESSIVE MEDIA

ISO A INTERCHANGE COUPLINGS & PLUGS

ISO A Interchange

Working Temperature:
-25°C to +120°C Nitrile
-25°C to +175°C Viton

Carbon Steel ISO A Coupling with Nitrile Seals, BSPP

8111	Thread	Max Pressure Bar
HKSA04CS	1/4"	350
HKSA06CS	3/8"	315
HKSA08CS	1/2"	250
HKSA12CS	3/4"	250
HKSA16CS	1"	230
HKSA20CS	1.1/4"	230
HKSA24CS	1.1/2"	180
HKSA32CS	2"	130
Tech Sheet 10002		

Carbon Steel ISO A Coupling with Nitrile Seals, NPT

8111	Thread	Max Pressure Bar
HKSA04CS-NPT	1/4"	350
HKSA06CS-NPT	3/8"	315
HKSA08CS-NPT	1/2"	250
HKSA12CS-NPT	3/4"	250
HKSA16CS-NPT	1"	230
HKSA24CS-NPT	1.1/2"	180
HKSA32CS-NPT	2"	130
Tech Sheet 10002		

Carbon Steel ISO A Coupling with Viton Seals, BSPP

8111	Thread	Max Pressure Bar
HKSA04CS-V	1/4"	350
HKSA06CS-V	3/8"	315
HKSA08CS-V	1/2"	250
HKSA12CS-V	3/4"	250
HKSA16CS-V	1"	230
HKSA20CS-V	1.1/4"	230
HKSA24CS-V	1.1/2"	180
HKSA32CS-V	2"	130
Tech Sheet 10002		

ISO A Coupling Dust Protection Cap

8111	To Suit
ISOADC-4	1/4"
ISOADC-6	3/8"
ISOADC-8	1/2"
ISOADC-12	3/4"
ISOADC-16	1"
Tech Sheet 10002	

Carbon Steel ISO A Plug with Nitrile Seals, BSPP

8111	Thread	Max Pressure Bar
HKPA04CS	1/4"	350
HKPA06CS	3/8"	315
HKPA08CS	1/2"	250
HKPA12CS	3/4"	250
HKPA16CS	1"	230
HKPA20CS	1.1/4"	230
HKPA24CS	1.1/2"	180
HKPA32CS	2"	130
Tech Sheet 10002		

Carbon Steel ISO A Plug with Nitrile Seals, NPT

8111	Thread	Max Pressure Bar
HKPA04CS-NPT	1/4"	350
HKPA06CS-NPT	3/8"	315
HKPA08CS-NPT	1/2"	250
HKPA12CS-NPT	3/4"	250
HKPA16CS-NPT	1"	230
HKPA20CS-NPT	1.1/4"	230
HKPA24CS-NPT	1.1/2"	180
HKPA32CS-NPT	2"	130
Tech Sheet 10002		

Carbon Steel ISO A Plug with Viton Seals, BSPP

8111	Thread	Max Pressure Bar
HKPA04CS-V	1/4"	350
HKPA06CS-V	3/8"	315
HKPA08CS-V	1/2"	250
HKPA12CS-V	3/4"	250
HKPA16CS-V	1"	230
HKPA20CS-V	1.1/4"	230
HKPA24CS-V	1.1/2"	180
HKPA32CS-V	2"	130
Tech Sheet 10002		

ISO A Plug Dust Protection Plug

8111	To Suit
ISOADP-4	1/4"
ISOADP-6	3/8"
ISOADP-8	1/2"
ISOADP-12	3/4"
ISOADP-16	1"
Tech Sheet 10002	

stainless steel

316 Stainless Steel ISO A Coupling with Viton Seals, BSPP

8111	Thread	Max Pressure Bar
HFSSFC7314-V	1/4"	250
HFSSFC7338-V	3/8"	200
HFSSFC7312-V	1/2"	200
HFSSFC7334-V	3/4"	160
HFSSFC7310-V	1"	125
Tech Sheet 10002		

316 Stainless Steel ISO A Coupling with Nitrile Seals, NPT

8111	Thread	Max Pressure Bar
HKSA04SS-NPT	1/4"	250
HKSA06SS-NPT	3/8"	200
HKSA08SS-NPT	1/2"	200
HKSA12SS-NPT	3/4"	160
HKSA16SS-NPT	1"	125
Tech Sheet 10002		

stainless steel

316 Stainless Steel ISO A Plug with Viton Seals, BSPP

8111	Thread	Max Pressure Bar
HFSSFP7314-V	1/4"	250
HFSSFP7338-V	3/8"	200
HFSSFP7312-V	1/2"	200
HFSSFP7334-V	3/4"	160
HFSSFP7310-V	1"	125
Tech Sheet 10002		

316 Stainless Steel ISO A Plug with Nitrile Seals, NPT

8111	Thread	Max Pressure Bar
HKPA04SS-NPT	1/4"	250
HKPA06SS-NPT	3/8"	200
HKPA08SS-NPT	1/2"	200
HKPA12SS-NPT	3/4"	160
HKPA16SS-NPT	1"	125
Tech Sheet 10002		

ISO B Interchange

Working Temperature:
-25°C to +120°C Nitrile
-25°C to +175°C Viton

Carbon Steel ISO B Coupling with Nitrile Seal, BSPP

0249	Thread	Max Pressure Bar
HKS04CS	1/4"	350
HKS06CS	3/8"	315
HKS08CS	1/2"	250
HKS12CS	3/4"	230
HKS16CS	1"	200
Tech Sheet 10003		

Carbon Steel ISO B Coupling with Nitrile Seal, NPT

8111	Thread	Max Pressure Bar
HKS02CS-NPT	1/8"	350
HKS04CS-NPT	1/4"	350
HKS06CS-NPT	3/8"	315
HKS08CS-NPT	1/2"	250
HKS12CS-NPT	3/4"	250
HKS16CS-NPT	1"	230
Tech Sheet 10003		

Carbon Steel ISO B Plug with Nitrile Seal, BSPP

0249	Thread	Max Pressure Bar
HKP04CS	1/4"	350
HKP06CS	3/8"	315
HKP08CS	1/2"	250
HKP12CS	3/4"	230
HKP16CS	1"	200
Tech Sheet 10003		

Carbon Steel ISO B Plug with Nitrile Seal, NPT

8111	Thread	Max Pressure Bar
HKP04CS-NPT	1/4"	350
HKP06CS-NPT	3/8"	315
HKP08CS-NPT	1/2"	250
HKP12CS-NPT	3/4"	250
HKP16CS-NPT	1"	230
Tech Sheet 10003		

ISO B Plug & Coupling Dust Protection Cap

8111	To Suit
ISOBDP-4	1/4"
ISOBDP-6	3/8"
ISOBDP-8	1/2"
ISOBDP-12	3/4"
ISOBDP-16	1"
Tech Sheet 10003	

stainless steel

316 Stainless Steel ISO B Coupling with Nitrile Seal, BSPP

0249	Thread	Max Pressure Bar
HKS02SS	1/8"	250
HKS04SS	1/4"	250
HKS06SS	3/8"	200
HKS08SS	1/2"	200
HKS12SS	3/4"	160
HKS16SS	1"	125
Tech Sheet 10003		

316 Stainless Steel ISO B Coupling with Nitrile Seal, NPT

8111	Thread	Max Pressure Bar
HKS04SS-NPT	1/4"	250
HKS06SS-NPT	3/8"	200
HKS08SS-NPT	1/2"	200
HKS12SS-NPT	3/4"	160
HKS16SS-NPT	1"	125
Tech Sheet 10003		

316 Stainless Steel ISO B Coupling with Viton Seal, BSPP

0249	Thread	Max Pressure Bar
HKS02SS-V	1/8"	250
HKS04SS-V	1/4"	250
HKS06SS-V	3/8"	200
HKS08SS-V	1/2"	200
HKS12SS-V	3/4"	160
HKS16SS-V	1"	125
Tech Sheet 10003		

Brass ISO B Coupling with Nitrile Seal, BSPP

0249	Thread	Max Pressure Bar
HKS02B	1/8"	200
HKS04B	1/4"	180
HKS06B	3/8"	180
HKS08B	1/2"	160
HKS12B	3/4"	120
HKS16B	1"	120
Tech Sheet 10003		

Brass ISO B Coupling with Viton Seals, BSPP

0249	Thread	Max Pressure Bar
HKS02B-V	1/8"	200
HKS04B-V	1/4"	180
HKS06B-V	3/8"	180
HKS08B-V	1/2"	160
HKS12B-V	3/4"	120
HKS16B-V	1"	120
Tech Sheet 10003		

Other seals available on request

stainless steel

316 Stainless Steel ISO B Plug with Nitrile Seal, BSPP

0249	Thread	Max Pressure Bar
HKP02SS	1/8"	250
HKP04SS	1/4"	250
HKP06SS	3/8"	200
HKP08SS	1/2"	200
HKP12SS	3/4"	160
HKP16SS	1"	125
Tech Sheet 10003		

316 Stainless Steel ISO B Plug with Nitrile Seal, NPT

8111	Thread	Max Pressure Bar
HKP04SS-NPT	1/4"	250
HKP06SS-NPT	3/8"	200
HKP08SS-NPT	1/2"	200
HKP12SS-NPT	3/4"	160
HKP16SS-NPT	1"	125
Tech Sheet 10003		

316 Stainless Steel ISO B Plug with Viton Seal, BSPP

0249	Thread	Max Pressure Bar
HKP02SS-V	1/8"	250
HKP04SS-V	1/4"	250
HKP06SS-V	3/8"	200
HKP08SS-V	1/2"	200
HKP12SS-V	3/4"	160
HKP16SS-V	1"	125
Tech Sheet 10003		

Brass ISO B Plug with Nitrile Seal, BSPP

0249	Thread	Max Pressure Bar
HKP02B	1/8"	200
HKP04B	1/4"	180
HKP06B	3/8"	180
HKP08B	1/2"	160
HKP12B	3/4"	120
HKP16B	1"	120
Tech Sheet 10003		

Brass ISO B Plug with Viton Seals, BSPP

0249	Thread	Max Pressure Bar
HKP02B-V	1/8"	200
HKP04B-V	1/4"	180
HKP06B-V	3/8"	180
HKP08B-V	1/2"	160
HKP12B-V	3/4"	120
HKP16B-V	1"	120
Tech Sheet 10003		

ISO 5676 TRAILER BRAKE, INTERCHANGE COUPLINGS & PLUGS

High Pressure Screw-on Coupling (Carbon Steel), 65 Series, ISO 5676

Working Temperature: -25°C to +120°C Nitrile

Maximum Working Pressure: 220 bar

Used to connect the hydraulic braking system of tractors to their trailers.

Socket with Nitrile Seals, BSPP & Metric

8111	Thread
HFSFC6538	3/8"
HFSFC6512	1/2"
HFSFC6518	M18 x 1.5
HFSFC6522	M22 x 1.5
Tech Sheet 2126	

Plug with Nitrile Seals, BSPP & Metric

8111	Thread
HFSFP6538	3/8"
HFSFP6512	1/2"
HFSFP6518	M18 x 1.5
HFSFP6522	M22 x 1.5
Tech Sheet 2126	

ISO 16028 INTERCHANGE, FLAT FACE COUPLINGS

ISO 16028 Interchange

Working Temperature: -25°C to +120°C Nitrile

Designed to meet or exceed the requirements of ISO 16028. Flush face and dry break design facilitates easy cleaning prior to connection. Manufactured from high strength steel construction.

Other seals available on request

Steel Flat Face Coupling with Nitrile Seals, BSPP

8111	Thread	Body	Max Pressure Bar
HKSFF04CS	1/4"	1/4"	315
HKSFF06CS	3/8"	3/8"	250
HKSFF0608CS	1/2"	3/8"	250
HKSFF08CS	1/2"	1/2"	250
HKSFF12CS	3/4"	1/2"	250
HKSFF1212CS	3/4"	3/4"	250
HKSFF16CS	1"	3/4"	250
HKSFF1616CS	1"	1"	200
HKSFF2016CS	1.1/4"	1"	200
Tech Sheet 10233			

Steel Flat Face Plug with Nitrile Seals, BSPP

8111	Thread	Body	Max Pressure Bar
HKPFF04CS	1/4"	1/4"	315
HKPFF06CS	3/8"	3/8"	250
HKPFF0608CS	1/2"	3/8"	250
HKPFF08CS	1/2"	1/2"	250
HKPFF12CS	3/4"	1/2"	250
HKPFF1212CS	3/4"	3/4"	250
HKPFF16CS	1"	3/4"	250
HKPFF1616CS	1"	1"	200
HKPFF2016CS	1.1/4"	1"	200
Tech Sheet 10233			

Dust Protection Cap, Plug

8111	To Suit
FFDP-04	1/4"
FFDP-06	3/8"
FFDP-08	1/2"
FFDP-12	3/4"
FFDP-16	1"
Tech Sheet 10233	

Dust Protection Cap, Coupling

8111	To Suit
FFDC-04	1/4"
FFDC-06	3/8"
FFDC-08	1/2"
FFDC-12	3/4"
FFDC-16	1"
Tech Sheet 10233	

ISO 16028 FLAT FACE COUPLINGS

ISO 16028, High Pressure Series

Working Temperature:
-25°C to +120°C Nitrile

HP Series offers higher pressure ratings, superior flow ratings and lower pressure drops compared to our standard series. The change in the design increases the male bearing points and decreases the brinelling effect. The couplings are ideal for applications involving high pressure impulses on agriculture, mobile construction and plant equipment.

Other seals available on request.

Steel Flat Face Couplings with Nitrile Seals, BSPP

8111	Thread	Body	Max Pressure Bar
HPSFF04CS	1/4"	1/4"	420
HPSFF06CS	3/8"	3/8"	350
HPSFF00608CS	1/2"	3/8"	350
HPSFF08CS	1/2"	1/2"	330
HPSFF12CS	3/4"	1/2"	330
HPSFF01212CS	3/4"	3/4"	330
HPSFF16CS	1"	3/4"	330
HPSFF1616CS	1"	1"	300
HPSFF2016CS	1.1/4"	1"	300
Tech Sheet 10277			

Steel Flat Face Plug with Nitrile Seals, BSPP

8111	Thread	Body	Max Pressure Bar
HPPFF04CS	1/4"	1/4"	420
HPPFF06CS	3/8"	3/8"	350
HPPFF00608CS	1/2"	3/8"	350
HPPFF08CS	1/2"	1/2"	330
HPPFF12CS	3/4"	1/2"	330
HPPFF01212CS	3/4"	3/4"	330
HPPFF16CS	1"	3/4"	330
HPPFF1616CS	1"	1"	300
HPPFF2016CS	1.1/4"	1"	300
Tech Sheet 10277			

T SERIES HYDRAULIC QUICK RELEASE COUPLING

Manual Locking Coupling with Pressure Eliminator

Working Temperature:
-25°C to +120°C Nitrile
-25°C to +175°C Viton

The T Series coupling is designed for high pressure systems. A manually operated locking ring provides extra security against unintentional disconnection.
All come complete with poppet valves and pressure eliminator.

Interchangeability: Parker Tema

Other seals available on request.

Steel Coupling, Nitrile Seals, BSPP

0385	Thread	Max Pressure Bar
TSC06CS	3/8"	350
TSC08CS	1/2"	300
TSC12CS	3/4"	280
TSC16CS	1"	250
Tech Sheet 10278		

Steel Coupling, Viton Seals, BSPP

0385	Thread	Max Pressure Bar
TSC06CS-V	3/8"	350
TSC08CS-V	1/2"	300
TSC12CS-V	3/4"	280
TSC16CS-V	1"	250
Tech Sheet 10278		

Steel Plug, Nitrile Seals, BSPP

0385	Thread	Max Pressure Bar
TSP06CS	3/8"	350
TSP08CS	1/2"	300
TSP12CS	3/4"	280
TSP16CS	1"	250
Tech Sheet 10278		

Steel Plug, Viton Seals, BSPP

0385	Thread	Max Pressure Bar
TSP06CS-V	3/8"	350
TSP08CS-V	1/2"	300
TSP12CS-V	3/4"	280
TSP16CS-V	1"	250
Tech Sheet 10278		

HYDRAULIC COUPLINGS

Screw-on Couplings, 98 Series

Working Temperature: -25°C to +120°C

Ideal for hydraulic dump trucks, oil field equipment, spreading equipment and applications requiring the ability to connect or disconnect under pressure.

With Standard Seals: Nitrile

Only plug and socket with same thread fit together.

Brass Body/Zinc Plated Steel Wing Nut.

Coupling, NPTF

8111	Thread	Max Pressure Bar
HFBFP9834	3/4"	210
HFBFP9810	1"	210
HFBFP98114	1.1/4"	190
HFBFP98112	1.1/2"	175
Tech Sheet 2128		

Plug, NPTF

8111	Thread	Max Pressure Bar
HFBFC9834	3/4"	210
HFBFC9810	1"	210
HFBFC98114	1.1/4"	190
HFBFC98112	1.1/2"	175
Tech Sheet 2128		

HIGH PRESSURE SPIN-ON COUPLINGS (CARBON STEEL)

88 Series

Working Temperature: -25°C to +120°C

Maximum Working Pressure: 700 bar

This series of couplings with their threaded union locking system and precision ball-type check valves, are designed for extreme high pressure applications such as found on portable hydraulic rams.

Interchangeability:
Hansen HP3 Series
Parker 3000 Series
Faster PVVM Series
DNP PVS Series
Stucchi IVHP Series
Safeway S30 Series

Coupling with Nitrile Seals, NPTF

8111	Thread
HFSFC8814	1/4"
HFSFC8838	3/8"
Tech Sheet 10005	

88 Series Aluminium Dust Covers

8111	To Suit
HFSFC-14-DP	1/4"
HFSFC-38-DP	3/8"
HFSFP-14-DC	1/4"
HFSFP-38-DC	3/8"
Tech Sheet 10005	

Plug with Nitrile Seals, NPTF

8111	Thread
HFSFP8814	1/4"
HFSFP8838	3/8"
Tech Sheet 10005	

The leader in coupling innovation

- DNP combine sophisticated complex technology, highly skilled and experienced operators, tight production and assembly controls, and systematic vigorous testing in order to produce a vast range of superior couplings.
- Quality assurance ISO 9002.
- Interchangeable couplings with other major manufacturers.
- The range consists of over 60 varieties of couplings, including ISO A, ISO B, flat face, screw/ISO 14541 and push-pull, with working pressures up to 1500 bar.
- The range also includes multi-coupling plates which allow simultaneous coupling and uncoupling of a certain number of hydraulic and or electrical lines.

- Selected ranges (flat face – PVT4 BOP, PVTX BOP, PST4 BOP and ISO B – PBV1 BOP) come with Lloyds registered approval. The range is specially designed for blow-out preventer accumulator systems in the oil and gas market.

Lloyd's Register TYPE APPROVAL

DNV·GL

FULL RANGE AVAILABLE

Tech Sheet **20574**

To see the latest certification consult Tech Sheet 71604

HYDRAULIC QUICK RELEASE COUPLINGS

PAV1 Series, ISO A Steel Couplings

Standard: ISO 7241-1 A
Occlusion: Poppet
Locking: Radial balls
Material: Steel
Finishing: Zn-Fe (Cr III)

Available Threads: BSP, NPT, RC, SAE
Standard Seals: Nitrile
Optional Seals: Viton, EPDM
Connection Under Pressure: Not allowed

Working Temperature:
-25°C to +100°C Nitrile
-25°C to +200°C Viton

Maximum Working Pressure:
350 bar

Coupling with Nitrile Seal, BSPP

0457	Thread	ISO	Max Pressure Bar
PAV1.0606.002	1/4"	6.3	350
PAV1.1010.002	3/8"	10	350
PAV1.1313.002	1/2"	12.5	250
PAV1.2019.002	3/4"	20	250
PAV1.2525.002	1"	25	200
PAV1.3031.002	1.1/4"	31.5	200
PAV1.3939.002	1.1/2"	40	190
PAV1.5051.002	2"	50	160
Tech Sheet 20473			

Coupling with Nitrile Seal, NPT

0457	Thread	ISO	Max Pressure Bar
PAV1.0606.012	1/4"	6.3	350
PAV1.1010.012	3/8"	10	350
PAV1.1313.012	1/2"	12.5	250
PAV1.2019.012	3/4"	20	250
PAV1.2525.012	1"	25	200
PAV1.3031.012	1.1/4"	31.5	200
PAV1.3939.012	1.1/2"	40	190
PAV1.5051.012	2"	50	160
Tech Sheet 20473			

Coupling with Viton Seal, BSPP

0457	Thread	ISO	Max Pressure Bar
PAV1.0606.002 V	1/4"	6.3	350
PAV1.1010.002 V	3/8"	10	350
PAV1.1313.002 V	1/2"	12.5	250
PAV1.2019.002 V	3/4"	20	250
PAV1.2525.002 V	1"	25	200
PAV1.3031.002 V	1.1/4"	31.5	200
PAV1.3939.002 V	1.1/2"	40	190
PAV1.5051.002 V	2"	50	160
Tech Sheet 20473			

Plug with Nitrile Seal, BSPP

0457	Thread	ISO	Max Pressure Bar
PAV1.0606.003	1/4"	6.3	350
PAV1.1010.003	3/8"	10	350
PAV1.1313.003	1/2"	12.5	250
PAV1.2019.003	3/4"	20	250
PAV1.2525.003	1"	25	200
PAV1.3031.003	1.1/4"	31.5	200
PAV1.3939.003	1.1/2"	40	190
PAV1.5051.003	2"	50	160
Tech Sheet 20473			

Plug with Nitrile Seal, NPT

0457	Thread	ISO	Max Pressure Bar
PAV1.0606.013	1/4"	6.3	350
PAV1.1010.013	3/8"	10	350
PAV1.1313.013	1/2"	12.5	250
PAV1.2019.013	3/4"	20	250
PAV1.2525.013	1"	25	200
PAV1.3031.013	1.1/4"	31.5	200
PAV1.3939.013	1.1/2"	40	190
PAV1.5051.013	2"	50	160
Tech Sheet 20473			

Plug with Viton Seal, BSPP

0457	Thread	ISO	Max Pressure Bar
PAV1.0606.003 V	1/4"	6.3	350
PAV1.1010.003 V	3/8"	10	350
PAV1.1313.003 V	1/2"	12.5	250
PAV1.2019.003 V	3/4"	20	250
PAV1.2525.003 V	1"	25	200
PAV1.3031.003 V	1.1/4"	31.5	200
PAV1.3939.003 V	1.1/2"	40	190
PAV1.5051.003 V	2"	50	160
Tech Sheet 20473			

ISO A Protection Caps & Plugs

Plug for Coupling

0457	To Suit	Material
SPAV.06002	ISO 6.3	Plastic
SPAV.10002	ISO 10	Plastic
SPAV.13002	ISO 12.5	Plastic
SPAV.20002	ISO 20	Plastic
SPAV.25002	ISO 25	Plastic
Tech Sheet 20475		

Cap for Plug

0457	To Suit	Material
SPAV.06003	ISO 6.3	Plastic
SPAV.10003	ISO 10	Plastic
SPAV.13003	ISO 12.5	Plastic
SPAV.20003	ISO 20	Plastic
SPAV.25003	ISO 25	Plastic
Tech Sheet 20475		

BURNETT & HILLMAN
HYDRAULIC ADAPTOR UK MANUFACTURER

For **Burnett & Hillman Hydraulic Adaptors**
see pages **52-81**

HYDRAULIC QUICK RELEASE COUPLINGS

stainless steel

PAVX Series, ISO A Stainless Steel Couplings

Working Temperature: -25°C to +200°C Viton

Maximum Working Pressure: 450 bar

Standard: ISO 7241-1 A
Occlusion: Poppet
Locking: Radial balls
Material: Stainless steel AISI 316

Available Threads: BSP, NPT
Standard Seals: Viton
Optional Seals: FFKM, EPDM
Connection Under Pressure: Not allowed

Coupling, BSPP

0457	Thread	ISO	Max Pressure Bar
PAVX.0606.002	1/4"	6.3	450
PAVX.1010.002	3/8"	10	300
PAVX.1313.002	1/2"	12.5	300
PAVX.2019.002	3/4"	20	250
PAVX.2525.002	1"	25	200
PAVX.3031.002	1.1/4"	31.5	100
PAVX.3939.002	1.1/2"	40	80
PAVX.5051.002	2"	50	60
Tech Sheet 20474			

Plug, BSPP

0457	Thread	ISO	Max Pressure Bar
PAVX.0606.003	1/4"	6.3	450
PAVX.1010.003	3/8"	10	300
PAVX.1313.003	1/2"	12.5	300
PAVX.2019.003	3/4"	19	250
PAVX.2525.003	1"	25	200
PAVX.3031.003	1.1/4"	31.5	100
PAVX.3939.003	1.1/2"	40	80
PAVX.5051.003	2"	50	60
Tech Sheet 20474			

PBVX Series, ISO B Stainless Steel Couplings

Working Temperature: -25°C to +200°C

Maximum Working Pressure: 400 bar

Standard: ISO 7241-1 B
Occlusion: Poppet
Locking: Radial balls
Material: Stainless steel AISI 316

Available Threads: BSP, NPT
Standard Seals: Viton
Optional Seals: FFKM, EPDM
Connection Under Pressure: Not allowed

Coupling, BSPP

0457	Thread	ISO	Max Pressure Bar
PBVX.0404.002	1/8"	5	400
PBVX.0606.002	1/4"	6.3	350
PBVX.1010.002	3/8"	10	300
PBVX.1313.002	1/2"	12.5	300
PBVX.2019.002	3/4"	20	220
PBVX.2525.002	1"	25	200
PBVX.3931.002	1.1/4"	40	80
PBVX.3939.002	1.1/2"	40	80
PBVX.5051.002	2"	50	60
Tech Sheet 20478			

Plug, BSPP

0457	Thread	ISO	Max Pressure Bar
PBVX.0404.003	1/8"	5	400
PBVX.0606.003	1/4"	6.3	350
PBVX.1010.003	3/8"	10	300
PBVX.1313.003	1/2"	12.5	300
PBVX.2019.003	3/4"	20	220
PBVX.2525.003	1"	25	200
PBVX.3931.003	1.1/4"	40	80
PBVX.3939.003	1.1/2"	40	80
PBVX.5051.003	2"	50	60
Tech Sheet 20478			

PTV1 Series, Nordic Interchange Steel Couplings

Working Temperature: -25°C to +100°C

Maximum Working Pressure: 300 to 370 bar

Interchange: Tema T Series
Occlusion: Poppet
Locking: Radial balls
Material: Steel
Finishing: Zn-Fe (Cr III)

Available Threads: BSP, NPT
Standard Seals: Nitrile
Optional Seals: Viton, EPDM
Connection Under Pressure: Not allowed

Coupling, BSPP

0457	Thread	ISO	Max Pressure Bar
PTV1.1010.002	3/8"	10	370
PTV1.1313.002	1/2"	12.5	350
PTV1.2019.002	3/4"	19	300
PTV1.2525.002	1"	25	300
Tech Sheet 68086			

Plug, BSPP

0457	Thread	ISO	Max Pressure Bar
PTV1.1010.003	3/8"	10	370
PTV1.1313.003	1/2"	12.5	350
PTV1.2019.003	3/4"	19	300
PTV1.2525.003	1"	25	300
Tech Sheet 68086			

HYDRAULIC QUICK RELEASE COUPLINGS

PPV3 Series, ISO A Push/Pull Breakaway Steel Couplings

Working Temperature: -25°C to +100°C

Maximum Working Pressure: 350 bar

Push/pull design, ideal for mobile applications using hydraulic attachments, PPV series is designed to break away in case of accidental pulls, one hand to connect and disconnect.

Standard: ISO 7241-1 A
Sleeve: Double acting
Occlusion: Poppet
Locking: Radial balls

Material: steel
Finishing: Zn-Fe (Cr III)
Available Threads: BSP, NPT, SAE, metric
Standard Seals: Nitrile
Optional Seals: Viton, EPDM
Connection Under Pressure: Not allowed

Coupling, BSPP

0457	Thread	ISO	Max Pressure Bar
PPV3.0606.112	1/4"	6.3	350
PPV3.1010.112	3/8"	10	300
PPV3.1313.112	1/2"	12.5	250
PPV3.2019.112	3/4"	19	250
PPV3.2525.112	1"	25	225
Tech Sheet 20475			

Plug, BSPP

0457	Thread	ISO	Max Pressure Bar
PPV3.0606.113	1/4"	6.3	350
PPV3.1010.113	3/8"	10	300
PPV3.1313.113	1/2"	12.5	250
PPV3.2019.113	3/4"	19	250
PPV3.2525.113	1"	25	225
Tech Sheet 20475			

The DNP range also includes multi-coupling plates which allow simultaneous coupling and uncoupling of a certain number of hydraulic and/or electrical lines.



Coupling, DIN 2353, Male Thread

0457	Thread	Size	ISO	Max Pressure Bar
PPV3.1012.302	M12 x 1.5	6L	10	300
PPV3.1014.302	M14 x 1.5	8L	10	300
PPV3.1016.302	M16 x 1.5	10L	10	300
PPV3.1018.302	M18 x 1.5	12L	10	300
PPV3.1016.402	M16 x 1.5	8S	10	300
PPV3.1018.402	M18 x 1.5	10S	10	300
PPV3.1020.402	M20 x 1.5	12S	10	300
PPV3.1314.302	M14 x 1.5	8L	12.5	250
PPV3.1316.302	M16 x 1.5	10L	12.5	250
PPV3.1318.302	M18 x 1.5	12L	12.5	250
PPV3.1322.302	M22 x 1.5	15L	12.5	250
PPV3.1326.302	M26 x 1.5	18L	12.5	250
PPV3.1318.402	M18 x 1.5	10S	12.5	250
PPV3.1320.402	M20 x 1.5	12S	12.5	250
PPV3.1322.402	M22 x 1.5	14S	12.5	250
PPV3.1324.402	M24 x 1.5	16S	12.5	250
PPV3.1330.402	M30 x 2	20S	12.5	250
Tech Sheet 20475				

Plug, DIN 2353, Male Thread

0457	Thread	Size	ISO	Max Pressure Bar
PPV3.1012.303	M12 x 1.5	6L	10	300
PPV3.1014.303	M14 x 1.5	8L	10	300
PPV3.1016.303	M16 x 1.5	10L	10	300
PPV3.1018.303	M18 x 1.5	12L	10	300
PPV3.1016.403	M16 x 1.5	8S	10	300
PPV3.1018.403	M18 x 1.5	10S	10	300
PPV3.1020.403	M20 x 1.5	12S	10	300
PPV3.1314.303	M14 x 1.5	8L	12.5	250
PPV3.1316.303	M16 x 1.5	10L	12.5	250
PPV3.1318.303	M18 x 1.5	12L	12.5	250
PPV3.1322.303	M22 x 1.5	15L	12.5	250
PPV3.1326.303	M26 x 1.5	18L	12.5	250
PPV3.1318.403	M18 x 1.5	10S	12.5	250
PPV3.1320.403	M20 x 1.5	12S	12.5	250
PPV3.1322.403	M22 x 1.5	14S	12.5	250
PPV3.1324.403	M24 x 1.5	16S	12.5	250
PPV3.1330.403	M30 x 2	20S	12.5	250
Tech Sheet 20475				

Coupling, DIN 2353, Male Bulkhead Thread

0457	Thread	Size	ISO	Max Pressure Bar
PPV3.1012.502	M12 x 1.5	6L	10	300
PPV3.1014.502	M14 x 1.5	8L	10	300
PPV3.1016.502	M16 x 1.5	10L	10	300
PPV3.1018.502	M18 x 1.5	12L	10	300
Tech Sheet 20475				

Plug, DIN 2353, Male Bulkhead Thread

0457	Thread	Size	ISO	Max Pressure Bar
PPV3.1012.503	M12 x 1.5	6L	10	300
PPV3.1014.503	M14 x 1.5	8L	10	300
PPV3.1016.503	M16 x 1.5	10L	10	300
PPV3.1018.503	M18 x 1.5	12L	10	300
PPV3.1016.603	M16 x 1.5	8S	10	300
PPV3.1018.603	M18 x 1.5	10S	10	300
PPV3.1020.603	M20 x 1.5	12S	10	300
PPV3.1314.503	M14 x 1.5	8L	12.5	250
PPV3.1316.503	M16 x 1.5	10L	12.5	250
PPV3.1318.503	M18 x 1.5	12L	12.5	250
PPV3.1322.503	M22 x 1.5	15L	12.5	250
PPV3.1326.503	M26 x 1.5	18L	12.5	250
PPV3.1318.603	M18 x 1.5	10S	12.5	250
PPV3.1320.603	M20 x 1.5	12S	12.5	250
PPV3.1322.603	M22 x 1.5	14S	12.5	250
PPV3.1324.603	M24 x 1.5	16S	12.5	250
PPV3.1330.603	M30 x 2	20S	12.5	250
Tech Sheet 20475				

HYDRAULIC QUICK RELEASE COUPLINGS

stainless steel

PLTX Series, ISO 16028 Flat Face Couplings, Stainless Steel

Standard: ISO 16028
Occlusion: Flat face
Locking: Radial balls
Material: Stainless steel AISI 316

Available Threads: BSP, NPT, SAE
Standard Seals: Viton
Optional Seals: EPDM, FFKM
Connection Under Pressure: Not allowed

Working Temperature: -25°C to +100°C

Maximum Working Pressure: 350 bar

Coupling, BSPP

0457	Thread	ISO	Max Pressure Bar
PLTX.0606.112	1/4"	6.3	400
PLTX.1310.112	3/8"	10	250
PLTX.1313.112	1/2"	10	250
PLTX.2013.112	1/2"	12.5	250
PLTX.2019.112	3/4"	12.5	250
PLTX.2519.112	3/4"	19	250
PLTX.2525.112	1"	19	250
PLTX.3031.112	1.1/4"	25	250
PLTX.3939.112	1.1/2"	40	150
PLTX.5051.112	2"	50	100
Tech Sheet 20483			

Plug, BSPP

0457	Thread	ISO	Max Pressure Bar
PLTX.0606.113	1/4"	6.3	400
PLTX.1310.113	3/8"	10	250
PLTX.1313.113	1/2"	10	250
PLTX.2013.113	1/2"	12.5	250
PLTX.2019.113	3/4"	12.5	250
PLTX.2519.113	3/4"	19	250
PLTX.2525.113	1"	19	250
PLTX.3031.113	1.1/4"	25	250
PLTX.3939.113	1.1/2"	40	150
PLTX.5051.113	2"	50	100
Tech Sheet 20483			

PLSX Series, Flat Face, Stainless Steel

Interchange: Snap-Tite 71
Occlusion: Flat face
Locking: Radial balls
Material: Stainless steel AISI 316

Available Threads: BSP, NPT
Standard Seals: Viton
Optional Seals: FFKM, EPDM
Connection Under Pressure: Not allowed

Working Temperature: -25°C to +100°C

Maximum Working Pressure: 350 bar

Coupling, BSPP

0457	Thread	ISO	Max Pressure Bar
PLSX.0606.112	1/4"	6.3	350
PLSX.1010.112	3/8"	10	350
PLSX.1013.112	1/2"	10	350
PLSX.1313.112	1/2"	12.5	350
PLSX.2019.112	3/4"	19	350
PLSX.2525.112	1"	25	350
PLSX.2531.112	1.1/4"	25	350
Tech Sheet 20485			

Plug, BSPP

0457	Thread	ISO	Max Pressure Bar
PLSX.0606.113	1/4"	6.3	350
PLSX.1010.113	3/8"	10	350
PLSX.1013.113	1/2"	10	350
PLSX.1313.113	1/2"	12.5	350
PLSX.2019.113	3/4"	19	350
PLSX.2525.113	1"	25	350
PLSX.2531.113	1.1/4"	25	350
Tech Sheet 20485			

PLS1 Series, Flat Face

Material: Steel
Finishing: Zn-Fe (Cr III)
Available Threads: BSP, NPT, SAE

Standard Seals: Nitrile
Optional Seals: Viton, EPDM
Connection Under Pressure: Not allowed

Coupling, BSPP

0457	Thread	ISO	Max Pressure Bar
PLS1.0606.112	1/4"	6.3	350
PLS1.1010.112	3/8"	10	350
PLS1.1013.112	1/2"	10	350
PLS1.1313.112	1/2"	12.5	350
PLS1.2019.112	3/4"	19	350
PLS1.2525.112	1"	25	350
PLS1.2531.112	1.1/4"	25	350
Tech Sheet 20484			

Plug, BSPP

0457	Thread	ISO	Max Pressure Bar
PLS1.0606.113	1/4"	6.3	350
PLS1.1010.113	3/8"	10	350
PLS1.1013.113	1/2"	10	350
PLS1.1313.113	1/2"	12.5	350
PLS1.2019.113	3/4"	19	350
PLS1.2525.113	1"	25	350
PLS1.2531.113	1.1/4"	25	350
Tech Sheet 20484			

ISO 16028 Flat Face Protection Caps & Plugs

Plug for Coupling

Cap for Plug

Plug for Coupling

0457	To Suit	Material
SPLT.06002	ISO 6.3	Plastic
SPLT.13002	ISO 10	Plastic
SPLT.20002	ISO 12.5	Plastic
SPLT.25002	ISO 19	Plastic
Tech Sheet 20483		

Cap for Plug

0457	To Suit	Material
SPLT.06003	ISO 6.3	Plastic
SPLT.13003	ISO 10	Plastic
SPLT.20003	ISO 12.5	Plastic
SPLT.25003	ISO 19	Plastic
SPLT.30003	ISO 25	Plastic
Tech Sheet 20483		

ISO 16028 Automatic Caps

Cap for Coupling

0457	To Suit	Colour
SPLT.13302	ISO 10	Red
SPLT.13342	ISO 10	Black
SPPV.13302	ISO 12.5	Black
SPPV.13312	ISO 12.5	Black
SPPV.13322	ISO 12.5	Yellow
SPPV.13342	ISO 12.5	Red
Tech Sheet 20483		

HYDRAULIC QUICK RELEASE COUPLINGS

PBV1 Series, ISO B Steel Couplings

Standard: ISO 7241-1 B
Occlusion: Poppet
Locking: Radial balls
Material: Steel
Finishing: Zn-Fe (Cr III)
Available Threads: BSP, NPT
Standard Seals: Nitrile
Optional Seals: Viton, EPDM
Connection Under Pressure: Not allowed

Working Temperature: -25°C to +100°C

Maximum Working Pressure: 500 bar

Coupling, BSPP

0457	Thread	ISO	Max Pressure Bar
PBV1.0404.002	1/8"	5	500
PBV1.0606.002	1/4"	6.3	250
PBV1.1010.002	3/8"	10	250
PBV1.1313.002	1/2"	12.5	250
PBV1.2019.002	3/4"	20	250
PBV1.2525.002	1"	25	250
PBV1.3931.002	1.1/4"	40	200
PBV1.3939.002	1.1/2"	40	200
PBV1.5051.002	2"	50	100
Tech Sheet 20476			

Plug, BSPP

0457	Thread	ISO	Max Pressure Bar
PBV1.0404.003	1/8"	5	500
PBV1.0606.003	1/4"	6.3	250
PBV1.1010.003	3/8"	10	250
PBV1.1313.003	1/2"	12.5	250
PBV1.2019.003	3/4"	20	250
PBV1.2525.003	1"	25	250
PBV1.3931.003	1.1/4"	40	200
PBV1.3939.003	1.1/2"	40	200
PBV1.5051.003	2"	50	100
Tech Sheet 20476			

PBVM Series, ISO B Brass Couplings

Standard: ISO 7241-1 B
Occlusion: Poppet
Locking: Radial balls
Material: Brass
Finishing: Nickel plating on request
Available Threads: BSP, NPT
Standard Seals: Viton
Optional Seals: FFKM, EPDM
Connection Under Pressure: Not allowed

Working Temperature: -25°C to +200°C

Maximum Working Pressure: 300 bar

Coupling, BSPP

0457	Thread	ISO	Max Pressure Bar
PBVM.0404.002	1/8"	5	300
PBVM.0606.002	1/4"	6.3	200
PBVM.1010.002	3/8"	10	200
PBVM.1313.002	1/2"	12.5	180
PBVM.2019.002	3/4"	20	130
PBVM.2525.002	1"	25	130
PBVM.3931.002	1.1/4"	40	60
PBVM.3939.002	1.1/2"	40	60
PBVM.5051.002	2"	50	50
Tech Sheet 20477			

Plug, BSPP

0457	Thread	ISO	Max Pressure Bar
PBVM.0404.003	1/8"	5	300
PBVM.0606.003	1/4"	6.3	200
PBVM.1010.003	3/8"	10	200
PBVM.1313.003	1/2"	12.5	180
PBVM.2019.003	3/4"	20	130
PBVM.2525.003	1"	25	130
PBVM.3931.003	1.1/4"	40	60
PBVM.3939.003	1.1/2"	40	60
PBVM.5051.003	2"	50	50
Tech Sheet 20477			

ISO B Protection Caps & Plugs



Plug for Coupling

0457	To Suit	Material
SPBV.06002	ISO 6.3	Plastic
SPBV.10002	ISO 10	Plastic
SPBV.13002	ISO 12.5	Plastic
SPBV.20002	ISO 20	Plastic
SPBV.25002	ISO 25	Plastic
Tech Sheet 20477		

Cap for Plug

0457	To Suit	Material
SPBV.06003	ISO 6.3	Plastic
SPBV.10003	ISO 10	Plastic
SPBV.13003	ISO 12.5	Plastic
SPBV.20003	ISO 20	Plastic
SPBV.25003	ISO 25	Plastic
Tech Sheet 20477		

For **High Pressure Metric Tube Couplings** see pages **138-140**

HYDRAULIC QUICK RELEASE COUPLINGS

PLT1 Series, ISO 16028 Flat Face Couplings

Standard: ISO16028
Occlusion: Flat face
Locking: Radial balls
Material: Steel
Finishing: Zn-Fe (Cr III)
Available Threads: BSP, NPT, SAE
Standard Seals: Nitrile
Optional Seals: Viton, EPDM
Connection Under Pressure: Not allowed

Working Temperature: -25°C to +100°C

Maximum Working Pressure: 300 bar

Coupling, BSPP

0457	Thread	ISO	Max Pressure Bar
PLT1.0606.002	1/4"	6.3	300
PLT1.1310.002	3/8"	10	250
PLT1.1313.002	1/2"	10	250
PLT1.2013.002	1/2"	12.5	250
PLT1.2019.002	3/4"	12.5	250
PLT1.2519.002	3/4"	19	250
PLT1.2525.002	1"	19	250
PLT1.3031.002	1.1/4"	25	250
PLT1.3939.002	1.1/2"	40	250
PLT1.5051.112	2"	50	250
Tech Sheet 20479			

Plug, BSPP

0457	Thread	ISO	Max Pressure Bar
PLT1.0606.003	1/4"	6.3	300
PLT1.1310.003	3/8"	10	250
PLT1.1313.003	1/2"	10	250
PLT1.2013.003	1/2"	12.5	250
PLT1.2019.003	3/4"	12.5	250
PLT1.2519.003	3/4"	19	250
PLT1.2525.003	1"	19	250
PLT1.3031.003	1.1/4"	25	250
PLT1.3939.003	1.1/2"	40	250
Tech Sheet 20479			

PLT4 Series, ISO 16028 Flat Face Couplings

High working pressures to 7.350 psi/500 bar, sleeve lock device, locking radial balls. PLT 4 series is ideal for non-spill high pressure and high impulse applications.

Standard: ISO16028
Occlusion: Flat face
Locking: Radial balls
Material: Steel
Finishing: Zn-Fe (Cr III) and Zn-Ni
Available Threads: BSP, NPT, SAE, metric
Standard Seals: Nitrile and PU
Optional Seals: Viton, EPDM
Connection Under Pressure: Not allowed

Working Temperature: -25°C to +100°C

Maximum Working Pressure: 500 bar

Coupling, BSPP

0457	Thread	ISO	Max Pressure Bar
PLT4.0606.112	1/4"	6.3	500
PLT4.1310.112	3/8"	10	400
PLT4.1313.112	1/2"	10	350
PLT4.2013.112	1/2"	12.5	350
PLT4.2019.112	3/4"	12.5	350
PLT4.2519.112	3/4"	19	350
PLT4.2525.112	1"	19	350
PLT4.3025.112	1"	25	350
PLT4.3031.112	1.1/4"	25	350
Tech Sheet 20480			

Coupling, SAE

0457	Thread	ISO	Max Pressure Bar
PLT4.1319.032	3/4"	10	350
PLT4.2027.032	1.1/16"	12.5	350
Tech Sheet 20480			

Plug, BSPP

0457	Thread	ISO	Max Pressure Bar
PLT4.0606.113	1/4"	6.3	500
PLT4.1310.113	3/8"	10	400
PLT4.1313.113	1/2"	10	350
PLT4.2013.113	1/2"	12.5	350
PLT4.2019.113	3/4"	12.5	350
PLT4.2519.113	3/4"	19	350
PLT4.2525.113	1"	19	350
PLT4.3025.113	1"	25	350
PLT4.3031.113	1.1/4"	25	350
Tech Sheet 20480			

Plug, SAE

0457	Thread	ISO	Max Pressure Bar
PLT4.1319.033	3/4"	10	350
PLT4.2027.033	1.1/16"	12.5	350
Tech Sheet 20480			

PLK4 Series, ISO 16028 Flat Face Plug, Connect Under Pressure

Interchanges with any ISO16028 quick disconnect, connect under pressure to 3,675 psi/250 bar, high pressure up to 5,800 psi/400 bar, flat face, non-spill design, high resistance steel. PLK4 series is ideal for systems that need to be connected under residual pressure, high pressure applications, attachments that may have trapped pressure in the system.

Standard: ISO16028
Occlusion: Flat face
Locking: Radial balls
Material: High resistance steel
Finishing: Zn-Fe (Cr III) and Zn-Ni
Available Threads: BSP, NPT, SAE, metric
Standard Seals: Nitrile and PU
Optional Seals: Viton, EPDM
Connection Under Pressure: Allowed (male side only)
Maximum Residual Pressure: 250 bar

Working Temperature: -25°C to +100°C

Maximum Working Pressure: 400 bar

Plug, BSPP

0457	Thread	ISO	Max Pressure Bar
PLK4.0606.113	1/4"	6.3	400
PLK4.1310.113	3/8"	10	350
PLK4.1313.113	1/2"	10	350
PLK4.2013.113	1/2"	12.5	350
PLK4.2019.113	3/4"	12.5	350
PLK4.2519.113	3/4"	19	300
PLK4.2525.113	1"	19	300
PLK4.3025.113	1"	25	300
PLK4.3031.113	1.1/4"	25	300
PLK4.3939.113	1.1/2"	40	250
PLK4.5051.113	2"	50	250
Tech Sheet 20482			

HYDRAULIC QUICK RELEASE COUPLINGS

PLT Colour Safe System

- For use with PLT1, PLT4, PLT5 and PLTX series couplings
- Helps keep workers safe
- Helps to prevent equipment damage
- Easy to use and implement

Coupling Colour Ring, ISO 6.3

0457	Colour
PLT.006.802	Red
PLT.006.812	Yellow
PLT.006.822	Green
PLT.006.832	Blue
PLT.006.852	White
PLT.006.862	Grey
PLT.006.882	Violet
PLT.006.892	Brown
Tech Sheet 68088	

Coupling Colour Ring, ISO 10

0457	Colour
PLT.013.802	Red
PLT.013.812	Yellow
PLT.013.822	Green
PLT.013.832	Blue
PLT.013.852	White
PLT.013.862	Grey
PLT.013.872	Orange
PLT.013.882	Violet
PLT.013.892	Brown
Tech Sheet 68088	

Coupling Colour Ring, ISO 12.5

0457	Colour
PLT.019.802	Red
PLT.019.812	Yellow
PLT.019.822	Green
PLT.019.832	Blue
PLT.019.852	White
PLT.019.862	Grey
PLT.019.872	Orange
PLT.019.882	Violet
PLT.019.892	Brown
Tech Sheet 68088	

Coupling Colour Ring, ISO 19

0457	Colour
PLT.025.802	Red
PLT.025.812	Yellow
PLT.025.822	Green
PLT.025.832	Blue
PLT.025.842	Black
PLT.025.872	Orange
Tech Sheet 68088	

Coupling Colour Ring, ISO 25

0457	Colour
PLT.030.802	Red
PLT.030.812	Yellow
PLT.030.822	Green
PLT.030.832	Blue
PLT.030.872	Orange
Tech Sheet 68088	

FT PRO®

For **Hydraulic Hose**
see pages **6-14**



HYDRAULIC QUICK RELEASE COUPLINGS

PLT Colour Safe System

- Helps keep workers safe
- Helps to prevent equipment damage
- Easy to use and implement

Plug Colour Ring, ISO 6.3 for use with PLT1, PLT4 & PLTX

0457	Colour
PLT.006.803	Red
PLT.006.813	Yellow
PLT.006.833	Blue
PLT.006.853	White
PLT.006.863	Grey
PLT.006.873	Orange
PLT.006.883	Violet
PLT.006.893	Brown
Tech Sheet 68088	

Plug Colour Ring, ISO 10 for use with PLT1

0457	Colour
PLT.613.803	Red
PLT.613.813	Yellow
PLT.613.823	Green
PLT.613.833	Blue
PLT.613.843	Black
PLT.613.853	White
PLT.613.873	Orange
PLT.613.893	Brown
Tech Sheet 68088	

Plug Colour Ring, ISO 12.5 for use with PLT1, PLT4 & PLTX

0457	Colour
PLT.019.803	Red
PLT.019.813	Yellow
PLT.019.823	Green
PLT.019.833	Blue
PLT.019.853	White
PLT.019.863	Grey
PLT.019.873	Orange
PLT.019.883	Violet
PLT.019.893	Brown
Tech Sheet 68088	

Plug Colour Ring, ISO 19 for use with PLT1, PLT4, PLT5 & PLTX

0457	Colour
PLT.025.803	Red
PLT.025.813	Yellow
PLT.025.823	Green
PLT.025.833	Blue
PLT.025.843	Black
PLT.025.873	Orange
Tech Sheet 68088	

Plug Colour Ring, ISO 25 for use with PLT4.3031.113, PLT4.3031.013 & PLT4.3041.033

0457	Colour
PLT.030.803	Red
PLT.030.813	Yellow
PLT.030.823	Green
PLT.030.833	Blue
PLT.030.843	Black
PLT.030.873	Orange
Tech Sheet 68088	

NORMA

For **Pipe Repair Couplings** see page **1557**

HYDRAULIC QUICK RELEASE COUPLINGS

PST4 Series, Screw to Connect Flat Face Couplings

Interchanges with Stucchi VEP, high-tech anti-corrosion plating salt spray tested for 700 hours before any appearance of surface red rust, high working pressures, connects and disconnects by hand up to 4,400 psi/300 bar, seal is blowout resistant to 4,400 psi/300 bar when connecting or disconnecting with residual pressure. Exceeds 1,000,000 impulse cycles, flat face design eliminates spillage upon disconnection, thread to connect style coupling eliminates brinelling issues, heavy-duty hex nut.

Interchangeability: Stucchi VEP
Occlusion: Flat face
Locking: Screw
Material: Steel
Finishing: Zn-Fe (Cr III) and Zn-Ni

Available Threads: BSP, NPT, SAE
Standard Seals: Nitrile and PU
Optional Seals: Viton, EPDM
Connection Under Pressure: Allowed (both male or female side)

Maximum Residual Pressure: 300 bar

Working Temperature: -25°C to +100°C

Maximum Working Pressure: 450 bar

Coupling, BSPP

0457	Thread	ISO	Max Pressure Bar
PST4.0606.112	1/4"	6.3	450
PST4.1310.112	3/8"	10	350
PST4.1313.112	1/2"	10	350
PST4.2013.112	1/2"	12.5	350
PST4.2019.112	3/4"	12.5	350
PST4.2519.112	3/4"	19	350
PST4.2525.112	1"	19	350
PST4.3025.112	1"	25	350
PST4.3031.112	1.1/4"	25	350
PST4.3939.112	1.1/2"	40	300

Tech Sheet 20486

Plug, BSPP

0457	Thread	ISO	Max Pressure Bar
PST4.0606.113	1/4"	6.3	450
PST4.1310.113	3/8"	10	350
PST4.1313.113	1/2"	10	350
PST4.2013.113	1/2"	12.5	350
PST4.2019.113	3/4"	12.5	350
PST4.2519.113	3/4"	19	350
PST4.2525.113	1"	19	350
PST4.3025.113	1"	25	350
PST4.3031.113	1.1/4"	25	350
PST4.3939.113	1.1/2"	40	300

Tech Sheet 20486

PVV3 Series, ISO 14541 Screw Couplings

Standard: ISO 14541
Occlusion: Poppet
Locking: Screw
Material: Steel

Finishing: Zn-Fe (Cr III)
Available Threads: BSP, NPT, SAE, metric
Standard Seals: Nitrile
Optional Seals: Viton, EPDM

Connection Under Pressure: Allowed (both male or female side)

Maximum Residual Pressure: working pressure

Working Temperature: -25°C to +100°C

Maximum Working Pressure: 450 bar

Coupling, BSPP

0457	Thread	ISO	Max Pressure Bar
PVV3.0606.112	1/4"	6.3	450
PVV3.1010.112	3/8"	10	400
PVV3.1313.112	1/2"	12.5	400
PVV3.2019.112	3/4"	19	300
PVV3.2525.112	1"	25	300
PVV3.3031.112	1.1/4"	31.5	300
PVV3.3039.112	1.1/2"	31.5	300

Tech Sheet 20487

Plug, BSPP

0457	Thread	ISO	Max Pressure Bar
PVV3.0606.113	1/4"	6.3	450
PVV3.1010.113	3/8"	10	400
PVV3.1313.113	1/2"	12.5	400
PVV3.2019.113	3/4"	19	300
PVV3.2525.113 T	1"	25	300
PVV3.3031.113 T	1.1/4"	31.5	300
PVV3.3039.113 T	1.1/2"	31.5	300

Tech Sheet 20487

VVS High Pressure Screw Couplings & Plugs

Interchange: VVS faster
Occlusion: Poppet
Locking: Screw
Material: Steel

Finishing: Zn-Fe (Cr III)
Available Threads: BSP, NPT
Standard Seals: Nitrile

Optional Seals: Viton, EPDM
Connection Under Pressure: Allowed (both male or female side)

Working Temperature: -25°C to +100°C

Working Pressure: 210 to 650 bar

Coupling, BSPP

0457	Thread	ISO	Max Pressure Bar
VVV1.1010.002	3/8"	10	650
VVV1.1313.002	1/2"	12.5	600
VVV1.2019.002	3/4"	19	500
VVV1.2525.002	1"	25	460
VVV1.3031.002	1.1/4"	31.5	360
VVV1.3939.002	1.1/2"	40	360
VVV1.5051.002	2"	50	210

Tech Sheet 68087

Plug, BSPP

0457	Thread	ISO	Max Pressure Bar
VVV1.1010.003	3/8"	10	650
VVV1.1313.003	1/2"	12.5	600
VVV1.2019.003	3/4"	19	500
VVV1.2525.003	1"	25	460
VVV1.3031.003	1.1/4"	31.5	360
VVV1.3939.003	1.1/2"	40	360
VVV1.5051.003	2"	50	210

Tech Sheet 68087

PST4 Series, Protection Caps & Plugs

Plug for Coupling

Cap for Plug

Plug for Coupling

0457	To Suit	Material
SPST.06202	ISO 6.3	Aluminium
SPST.13202	ISO 10	Aluminium
SPST.20202	ISO 12.5	Aluminium
SPST.25202	ISO 19	Aluminium
SPST.30202	ISO 25	Aluminium
SPST.39202	ISO 40	Aluminium

Tech Sheet 20486

Cap for Plug

0457	To Suit	Material
SPST.06203	ISO 6.3	Aluminium
SPST.13203	ISO 10	Aluminium
SPST.20203	ISO 12.5	Aluminium
SPST.25203	ISO 19	Aluminium
SPST.30203	ISO 25	Aluminium
SPST.39203	ISO 40	Aluminium

Tech Sheet 20486

ISO 14541 Protection Caps & Plugs

Cap for Plug

Plug for Coupling

Plug for Coupling

0457	To Suit	Material
SPVV.06002	ISO 6.3	Polypropylene
SPVV.10002	ISO 10	Polypropylene
SPVV.13002	ISO 12.5	Polypropylene
SPVV.20002	ISO 20	Polypropylene
SPVV.25002	ISO 25	Polypropylene
SPVV.30002	ISO 31.5	Polypropylene
SPVV.10202	ISO 10	Aluminium
SPVV.13202	ISO 12.5	Aluminium
SPVV.20202	ISO 20	Aluminium
SPVV.25202	ISO 25	Aluminium
SPVV.30202	ISO 31.5	Aluminium

Tech Sheet 20487

Cap for Plug

0457	To Suit	Material
SPVV.06003	ISO 6.3	Polypropylene
SPVV.10003	ISO 10	Polypropylene
SPVV.13003	ISO 12.5	Polypropylene
SPVV.20003	ISO 20	Polypropylene
SPVV.25003	ISO 25	Polypropylene
SPVV.30003	ISO 31.5	Polypropylene
SPVV.10203	ISO 10	Aluminium
SPVV.13203	ISO 12.5	Aluminium
SPVV.20203	ISO 20	Aluminium
SPVV.25203	ISO 25	Aluminium
SPVV.30203	ISO 31.5	Aluminium

Tech Sheet 20487

HYDRAULIC QUICK RELEASE COUPLINGS

PCJ5 Series, Ultra High Pressure Couplings

DNP standard, 15,000 psi/1,000 bar working pressure, high resistance steel, locking radial balls. Tested 100% with helium at low and high pressure. PCJ5 series is ideal for high pressure tools and torque equipment.

Occlusion: Poppet
Locking: Radial balls
Material: High resistance steel
Finishing: Zn-Fe (Cr III)
Available Threads: BSP, NPT

Standard Seals: Special compound
Safety Factor: 1:2,5
Test: with helium, 100% at low and high pressure
Connection Under Pressure: Not allowed

Working Temperature: -35°C to +130°C
Maximum Working Pressure: 1000 bar

Coupling, BSPP

0457	Thread	ISO	Max Pressure Bar
PCJ5.0606.002	1/4"	6.3	1000
PCJ5.0610.002	3/8"	6.3	1000
Tech Sheet 20488			

Coupling, NPT

0457	Thread	ISO	Max Pressure Bar
PCJ5.0606.012	1/4"	6.3	1000
PCJ5.0610.012	3/8"	6.3	1000
Tech Sheet 20488			

Plug, BSPP

0457	Thread	ISO	Max Pressure Bar
PCJ5.0606.003	1/4"	6.3	1000
PCJ5.0610.003	3/8"	6.3	1000
Tech Sheet 20488			

Plug, NPT

0457	Thread	ISO	Max Pressure Bar
PCJ5.0606.013	1/4"	6.3	1000
PCJ5.0610.013	3/8"	6.3	1000
Tech Sheet 20488			

PCJ5 Protection Caps & Plugs

Plug for Coupling

0457	To Suit	Material
SPCJ.06002	ISO 6.3	PVC
Tech Sheet 20488		

Cap For Plug

0457	To Suit	Material
SPCJ.06003	ISO 6.3	PVC
Tech Sheet 20488		

PCJ6 Series, Ultra High Pressure Couplings

DNP standard, 21,780 psi/1,500 bar working pressure, high resistance steel, locking radial balls. Tested 100% with helium at low and high pressure. PCJ6 series is ideal for high pressure tools and torque equipment.

Occlusion: Poppet
Locking: Radial balls
Material: High resistance steel
Finishing: Zn-Fe (Cr III)

Available Threads: BSP, NPT
Standard Seals: Special compound
Safety Factor: 1:2,5
Test: with helium, 100% at low and high pressure
Connection Under Pressure: Not allowed

Working Temperature: -35°C to +130°C
Maximum Working Pressure: 1500 bar

Coupling, BSPP

0457	Thread	ISO	Max Pressure Bar
PCJ6.0606.002	1/4"	6.3	1500
Tech Sheet 20489			

Coupling, NPT

0457	Thread	ISO	Max Pressure Bar
PCJ6.0606.012	1/4"	6.3	1500
Tech Sheet 20489			

Plug, BSPP

0457	Thread	ISO	Max Pressure Bar
PCJ6.0606.003	1/4"	6.3	1500
Tech Sheet 20489			

Plug, NPT

0457	Thread	ISO	Max Pressure Bar
PCJ6.0606.013	1/4"	6.3	1500
Tech Sheet 20489			

PCJ6 Protection Caps & Plugs

Plug for Coupling

0457	To Suit	Material
SPCJ.06042	ISO 6.3	PVC
Tech Sheet 20489		

Cap For Plug

0457	To Suit	Material
SPCJ.06043	ISO 6.3	PVC
Tech Sheet 20489		

HYDRAULIC QUICK RELEASE COUPLINGS

PVS Series, ISO 14540 Screw Couplings

Standard: ISO 14540
Occlusion: Ball
Locking: Screw
Material: Steel
Finishing: Zn-Fe (Cr III)
Threads: BSP, NPT
Standard Seals: Nitrile

Optional Seals: Viton, EPDM
Connection Under Pressure: Allowed (both male or female side)
Maximum Residual Pressure: 100 bar

Working Temperature: -25°C to +100°C

Maximum Working Pressure: 700 bar

Coupling, NPT

0457	Thread	ISO	Max Pressure Bar
PVS3.0606.022	1/4"	6.3	700
PVS3.1006.022	1/4"	10	700
PVS3.1010.022	3/8"	10	700
Tech Sheet 20490			

Plug, NPT

0457	Thread	ISO	Max Pressure Bar
PVS1.0606.013	1/4"	6.3	700
PVS1.1006.013	1/4"	10	700
PVS1.1010.013	3/8"	10	700
Tech Sheet 20490			

ISO 14540 Protection Caps & Plugs

Cap for Plug

Plug for Coupling

Plug for Coupling

0457	To Suit	Material
SPVS.06100	ISO 6.3	Steel
SPVS.10100 C	ISO 10	Steel
Tech Sheet 20490		

Cap for Plug

0457	To Suit	Material
SPVS.06101	ISO 6.3	Steel
SPVS.10103 C	ISO 10	Steel
Tech Sheet 20490		

PFT1 Series, ISO 5676 Brake Couplings

Standard: ISO 5676
Occlusion: Flat face
Locking: Radial balls
Material: Steel
Finishing: Zn-Fe (Cr III)
Threads: BSP, SAE, metric

Standard Seals: Nitrile
Optional Seals: Viton, EPDM
Connection Under Pressure: not allowed

Working Temperature: -25°C to +100°C

Maximum Working Pressure: 150 bar

Coupling, Female Thread

0457	Thread	ISO	Max Pressure Bar
PFT1.1310.002	3/8"	12.5	150
PFT1.1313.002	1/2"	12.5	150
PFT1.1318.102	M18 x 1.5	12.5	150
Tech Sheet 20491			

Plug, Male Thread

0457	Thread	ISO	Max Pressure Bar
PFT3.1313.213	1/2"	12.5	150
Tech Sheet 20491			

Plug, Male Thread Bulkhead

0457	Thread	ISO	Max Pressure Bar
PFT3.1318.503	M18 x 1.5	12.5	150
PFT3.1322.503	M22 x 1.5	12.5	150
Tech Sheet 20491			

RSB

For **RSB Hydraulic Tube Clamps**
see pages **184-200**

HYDRAULIC QUICK RELEASE COUPLINGS

VFF1 Series, Wing Nut Screw Couplings

Interchangeability: Snap-Tite 78
Occlusion: Flat face
Locking: Screw
Material: Brass and steel
Steel Finishing: Zn-Fe (Cr III)
Threads: NPT
Standard Seals: Nitrile
Optional Seals: Viton, EPDM
Connection Under Pressure: Not suggested

Working Temperature: -25°C to +100°C

Maximum Working Pressure: 210 bar

Coupling, NPT

0457	Thread	ISO	Max Pressure Bar
VFF1.2013.012	1/2"	19	210
VFF1.2019.012	3/4"	19	210
VFF1.2525.012	1"	25	210
VFF1.3031.012	1.1/4"	31.5	190
VFF1.3939.012	1.1/2"	40	170
Tech Sheet 20492			

Plug, NPT

0457	Thread	ISO	Max Pressure Bar
VFF1.2013.013	1/2"	19	210
VFF1.2019.013	3/4"	19	210
VFF1.2525.013	1"	25	210
VFF1.3031.013	1.1/4"	31.5	190
VFF1.3939.013	1.1/2"	40	170
Tech Sheet 20492			

VFH1 Series, Wing Nut Screw Couplings

Wing style screw to connect, 5,000 psi/350 bar working pressure, heavy-duty design, high flow rate, heavy-duty acme threads. VFH1 series has a universal design that can be used in any industry, used frequently in oil field applications, applications needing high working pressures and high flow rates, oil field services such as coiled tubin units, snubbing units, power swivels and much more.

Interchangeability: Snap-Tite 75
Occlusion: Poppet
Locking: Screw
Material: Steel
Steel Finishing: Zn-Fe (Cr III)
Available Threads: NPT
Standard Seals: Nitrile
Optional Seals: Viton, EPDM
Connection Under Pressure: Allowed (both male or female side)
Maximum Residual Pressure: 100 bar

Working Temperature: -25°C to +100°C

Maximum Working Pressure: 350 bar

Coupling, NPT

0457	Thread	ISO	Max Pressure Bar
VFH1.2019.012	3/4"	19	350
VFH1.2525.012	1"	25	350
VFH1.3031.012	1.1/4"	31.5	350
VFH1.3939.012	1.1/2"	40	350
VFH1.5051.012	2"	50	350
Tech Sheet 20493			

Plug, NPT

0457	Thread	ISO	Max Pressure Bar
VFH1.2019.013	3/4"	19	350
VFH1.2525.013	1"	25	350
VFH1.3031.013	1.1/4"	31.5	350
VFH1.3939.013	1.1/2"	40	350
VFH1.5051.013	2"	50	350
Tech Sheet 20493			

PVE1 Series, Screw Couplings

Interchange: Faster CVE
Occlusion: Poppet
Locking: Screw
Material: Steel
Finishing: Zn-Fe (Cr III)
Threads: BSP
Standard Seals: Nitrile
Optional Seals: Viton, EPDM and more
Connection Under Pressure: Not suggested

Working Temperature: -25°C to +100°C

Maximum Working Pressure: 350 bar

Coupling, BSPP

0457	Thread	ISO	Max Pressure Bar
PVE1.2019.002	3/4"	19	350
PVE1.2525.002	1"	25	350
Tech Sheet 68223			

Plug, BSPP

0457	Thread	ISO	Max Pressure Bar
PVE1.2019.003	3/4"	19	350
PVE1.2525.003	1"	25	350
Tech Sheet 68223			

ISO 19 Protection Caps & Plugs

Female Dust Plug

0457	To Suit	Material
SPVE.20202	ISO 19	Steel
SPVE.25202	ISO 25	Steel
Tech Sheet 68223		

Male Dust Cap

0457	To Suit	Material
SPVE.20203	ISO 19	Steel
SPVE.25203	ISO 25	Steel
Tech Sheet 68223		

Products available...

VICKERS by Danfoss

Solenoid Operated Directional Valves

See section 1, pages 209-219

VICKERS by Danfoss

Vane & Piston Pumps

See section 1, pages 221-225

Danfoss Waltech

Component Parts

See section 1, pages 115-137



HYDRAULIC COUPLINGS

6600 Series, ISO A Profil

Working Temperature:
-40°C to +110°C

- Nitrile Seals as Standard

Other seals available on request.

Female Coupling, BSPP

0398	Thread	Max Pressure Bar
6603-4-4	1/4"	350
6603-6-6	3/8"	280
6603-8-10	1/2"	280
6603-12-12	3/4"	280
6603-16-16	1"	280
Tech Sheet 10676		

Female Plug, BSPP

0398	Thread	Max Pressure Bar
6605-4-4	1/4"	350
6605-6-6	3/8"	280
6605-8-10	1/2"	280
6605-12-12	3/4"	280
6605-16-16	1"	280
Tech Sheet 10676		

Colour may vary

Plug for Coupling

0398	To Suit
6659-6PL	3/8"
6659-8PL	1/2"
6659-12PL	3/4"
6659-16PL	1"
Tech Sheet 10676	

Colour may vary

Cap for Plug

0398	To Suit
6657-6PL	3/8"
6657-8PL	1/2"
6657-12PL	3/4"
6657-16PL	1"
Tech Sheet 10676	

2000 Series, ISO A Profil

Working Temperature:
-25°C to +110°C

Colour may vary

Dust Protection

0398	Body	To Suit
5025-3PR	3/8"	Coupling
5029-3PR	3/8"	Plug
5205-4M	1/2"	Coupling
5209-4M	1/2"	Plug
Tech Sheet 10677		

For **Parker Hydraulic Filtration** see page **247**



HYDRAULIC COUPLINGS

60 Series, ISO B Profil

Working Temperature:
-40°C to +110°C

- Nitrile Seals as Standard

Other seals available on request.

Female Coupling, Steel, BSPP

0398	Thread	Max Pressure Bar
H1-62-BSPP	1/8"	350
H2-62-BSPP	1/4"	350
H3-62-BSPP	3/8"	280
H4-62-BSPP	1/2"	280
H6-62-BSPP	3/4"	175
H8-62-BSPP	1"	140
Tech Sheet 10678		

Female Plug, Steel, BSPP

0398	Thread	Max Pressure Bar
H1-63-BSPP	1/8"	350
H2-63-BSPP	1/4"	350
H3-63-BSPP	3/8"	280
H4-63-BSPP	1/2"	280
H6-63-BSPP	3/4"	175
H8-63-BSPP	1"	140
Tech Sheet 10678		

Plug for Coupling

0398	To Suit	Material
H1-65	1/8"	Aluminium
H1-65M	1/8"	Rubber
H2-65	1/4"	Aluminium
H2-65M	1/4"	Rubber
H3-65	3/8"	Aluminium
H3-65M	3/8"	Rubber
H4-65	1/2"	Aluminium
H4-65M	1/2"	Rubber
H6-65	3/4"	Aluminium
H6-65M	3/4"	Rubber
H8-65	1"	Aluminium
H8-65M	1"	Rubber
Tech Sheet 10678		

Female Coupling, Brass, BSPP

0398	Thread	Max Pressure Bar
BH1-60-BSPP	1/8"	210
BH2-60-BSPP	1/4"	255
BH3-60-BSPP	3/8"	185
BH4-60-BSPP	1/2"	240
BH6-60-BSPP	3/4"	150
BH8-60-BSPP	1"	105
Tech Sheet 10678		

Female Plug, Brass, BSPP

0398	Thread	Max Pressure Bar
BH1-61-BSPP	1/8"	210
BH2-61-BSPP	1/4"	255
BH3-61-BSPP	3/8"	185
BH4-61-BSPP	1/2"	240
BH6-61-BSPP	3/4"	150
BH8-61-BSPP	1"	105
Tech Sheet 10678		

Female Coupling, 303 Stainless Steel, BSPP

0398	Thread	Max Pressure Bar
SH2-62-BSPP	1/4"	350
SH3-62-BSPP	3/8"	350
SH4-62-BSPP	1/2"	350
SH6-62-BSPP	3/4"	210
SH8-62-BSPP	1"	210
Tech Sheet 10678		

Female Plug, 303 Stainless Steel, BSPP

0398	Thread	Max Pressure Bar
SH2-63-BSPP	1/4"	350
SH3-63-BSPP	3/8"	350
SH4-63-BSPP	1/2"	350
SH6-63-BSPP	3/4"	210
SH8-63-BSPP	1"	210
Tech Sheet 10678		

Cap for Plug

0398	To Suit	Material
H1-66	1/8"	Aluminium
H1-66M	1/8"	Rubber
H2-66	1/4"	Aluminium
H2-66M	1/4"	Rubber
H3-66	3/8"	Aluminium
H3-66M	3/8"	Rubber
H4-66	1/2"	Aluminium
H4-66M	1/2"	Rubber
H6-66	3/4"	Aluminium
H6-66M	3/4"	Rubber
H8-66	1"	Aluminium
H8-66M	1"	Rubber
Tech Sheet 10678		

Female Coupling, Brass, NPT

0398	Thread	Max Pressure Bar
BH1-60	1/8"	210
BH2-60	1/4"	255
BH3-60	3/8"	185
BH4-60	1/2"	240
BH6-60	3/4"	150
BH8-60	1"	105
Tech Sheet 10678		

Female Plug, Brass, NPT

0398	Thread	Max Pressure Bar
BH1-61	1/8"	210
BH2-61	1/4"	255
BH3-61	3/8"	185
BH4-61	1/2"	240
BH6-61	3/4"	150
BH8-61	1"	105
Tech Sheet 10678		

Female Coupling, 303 Stainless Steel, NPT

0398	Thread	Max Pressure Bar
SH2-62	1/4"	350
SH3-62	3/8"	350
SH4-62	1/2"	350
SH6-62	3/4"	210
SH8-62	1"	210
Tech Sheet 10678		

Female Plug, 303 Stainless Steel, NPT

0398	Thread	Max Pressure Bar
SH2-63	1/4"	350
SH3-63	3/8"	350
SH4-63	1/2"	350
SH6-63	3/4"	210
SH8-63	1"	210
Tech Sheet 10678		

HYDRAULIC COUPLINGS

QHPA Series

Working Temperature:
-25°C to +110°C

- Nitrile Seals as Standard

Other seals available on request.

Male Coupling, DIN 2353 Thread

0398	Thread	Size	Max Pressure Bar	Body
QHPA53-D6X2-C	M14 x 1.5	8L	450	3/8"
QHPA53-D6X3-C	M14 x 1.5	10L	450	3/8"
QHPA53-D7X3-C	M14 x 1.5	10S	450	3/8"
QHPA53-D7X4-C	M14 x 1.5	12S	450	3/8"
QHPA54-D6X4-C	M14 x 1.5	12L	400	1/2"
QHPA54-D6X5-C	M14 x 1.5	15L	400	1/2"
QHPA54-D7X5-C	M14 x 1.5	14S	400	1/2"
QHPA54-D7X6-C	M14 x 1.5	16S	400	1/2"
QHPA56-D6X6-C	M14 x 1.5	18L	370	3/4"
QHPA56-D6X7-C	M14 x 1.5	22L	370	3/4"
QHPA56-D7X7-C	M14 x 1.5	20S	370	3/4"
Tech Sheet 10679				

Male Coupling, DIN 3852, BSPP

0398	Thread	Max Pressure Bar	Body
QHPA53-F4B3-C	3/8"	450	3/8"
QHPA54-F4B4-C	1/2"	400	1/2"
Tech Sheet 10679			

Male Plug, DIN 2353 Thread

0398	Thread	Size	Max Pressure Bar	Body
QHPA13-D6X2-C	M14 x 1.5	8L	450	3/8"
QHPA13-D6X3-C	M14 x 1.5	10L	450	3/8"
QHPA13-D7X3-C	M14 x 1.5	10S	450	3/8"
QHPA13-D7X4-C	M14 x 1.5	12S	450	3/8"
QHPA14-D6X4-C	M14 x 1.5	12L	400	1/2"
QHPA14-D7X5-C	M14 x 1.5	14S	400	1/2"
QHPA14-D7X6-C	M14 x 1.5	16S	400	1/2"
QHPA16-D6X6-C	M14 x 1.5	18L	370	3/4"
QHPA16-D6X7-C	M14 x 1.5	22L	370	3/4"
QHPA16-D7X7-C	M14 x 1.5	20S	370	3/4"
Tech Sheet 10679				

Male Plug, DIN 3852, BSPP

0398	Thread	Max Pressure Bar	Body
QHPA13-F4B3-C	3/8"	450	3/8"
QHPA14-F4B4-C	1/2"	400	1/2"
Tech Sheet 10679			

3000 Series

Working Temperature:
-25°C to +110°C

Maximum Working Pressure:
700 bar

Male Coupling, NPT

0398	Thread
3050-2	1/4"
3050-3	3/8"
Tech Sheet 10680	

Female Plug, NPT

0398	Thread
3010-2	1/4"
3010-3	3/8"
Tech Sheet 10680	

Dust Protection

0398	Body	To Suit
3005-2	1/4"	Coupling
3009-2	1/4"	Plug
3005-3	3/8"	Coupling
3009-3	3/8"	Plug
Tech Sheet 10680		

FF2500 Series

Working Temperature:
-30°C to +100°C

Maximum Working Pressure:
800 bar

Female Coupling, BSPP

0398	Thread
FF2510	1/4"
Tech Sheet 10681	

Female Plug, BSPP

0398	Thread
FF2520	1/4"
Tech Sheet 10681	

Colour may vary

Dust Protection

0398	Body	To Suit
FF2516	1/4"	Coupling
FF2526	1/4"	Plug
Tech Sheet 10681		

For **Hydraulic Seals** see pages **109-112**

HYDRAULIC COUPLINGS

TDG Swivel Joints

Description: TDG swivel joints can be used in hydraulic systems where a rotating connection is required, for example in add-on units with rotational movements of up to 360°. TDG Swivel joints minimise the extreme wear occurring in the hoses of the hydraulic system.

A patented Pressure Relief Unit guarantees a long service life and smooth running even in the event of pressure hammers.

Standard Version: Body: Brass, Nitrile Seal.

Advantages: The housing is made of brass the rotating shaft is made so surface-treated steel or stainless steel. Sturdy construction with two needle roller bearings and an axis sliding bearing, adapted for combination with standardised hydraulic components. Has a maximum rotating speed 60 RPM.

Applications: Elevating mechanism, building machinery, materials handling technology and industrial plants.

DN6 Female Thread, BSPP

0071	Thread	Thread	Hex Size mm	Max Pressure Bar
TE-250	1/4"	3/8"	22	250
Tech Sheet 10009				

DN11 Female Thread, BSPP

0071	Thread	Thread	Hex Size mm	Max Pressure Bar
TE-500	1/2"	3/4"	32	250
Tech Sheet 10009				

DN11 Male/Female Thread, BSPP

0071	Thread	Thread	Hex Size mm	Max Pressure Bar
TE-500 B	1/2"	1/2"	32	250
Tech Sheet 10009				

DN17 Female Thread, BSPP

0071	Thread	Thread	Hex Size mm	Max Pressure Bar
TE-750	3/4"	1"	40	250
TE-750 RF	3/4"	1"	40	250
TE-1000	1"	1.1/4"	50	200
TE-1000 RF	1"	1.1/4"	50	200
Tech Sheet 10009				

TFF5000/TFF7500/TFF10000 Series

Working Temperature:
-40°C up to +100°C (Nitrile)
-25°C up to +200°C (Viton)

Maximum Static Working Pressure:
Safety Factor 4:1

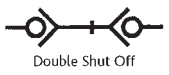

TFF5000 Series Couplings, BSPP

0071	Thread	Max Pressure Bar	Seal	Operation
TE-TFF5010	1/2"	400	Nitrile	With valve
Tech Sheet 2000				

TFF5000 Series Plugs, BSPP

0071	Thread	Max Pressure Bar	Seal	Operation
TE-TFF5020	1/2"	400	Nitrile	With valve
Tech Sheet 2000				

TFF7500 Series Couplings, BSPP

0071	Thread	Max Pressure Bar	Seal	Operation
TE-TFF7510	3/4"	400	Nitrile	With valve
Tech Sheet 2000				

TFF7500 Series Plugs, BSPP

0071	Thread	Max Pressure Bar	Seal	Operation
TE-TFF7520	3/4"	400	Nitrile	With valve
Tech Sheet 2000				

TFF10000 Plugs with Pressure Eliminator, BSPP

0071	Thread	Max Pressure Bar	Seal	Operation
TE-TFF10021	1"	300	Nitrile	With valve
Tech Sheet 2000				

HYDRAULIC COUPLINGS

TIF2500/TIF3800/TIF5000 Series

Working Temperature:
-40°C to +100°C (Nitrile)

Maximum Static Working Pressure:
Safety Factor 4:1

TIF2500 Series Couplings, BSPP

0071	Thread	Body	Max Pressure Bar	Seal
TE-TIF2510	1/4"	1/4"	315	Nitrile
Tech Sheet 2001				

TIF2500 Series Plug, BSPP

0071	Thread	Body	Max Pressure Bar	Seal
TE-TIF2520	1/4"	1/4"	315	Nitrile
Tech Sheet 2001				

TIF3800 Series Couplings, BSPP

0071	Thread	Body	Max Pressure Bar	Seal
TE-TIF3810	3/8"	3/8"	250	Nitrile
TE-TIF3810-50	1/2"	3/8"	250	Nitrile
Tech Sheet 2001				

TIF3800 Series Couplings with Pressure Eliminator, BSPP

0071	Thread	Body	Max Pressure Bar	Seal
TE-TIF3811	3/8"	3/8"	250	Nitrile
Tech Sheet 2001				

TIF3800 Series Plugs, BSPP

0071	Thread	Body	Max Pressure Bar	Seal
TE-TIF3820	3/8"	3/8"	250	Nitrile
TE-TIF3820-50	1/2"	3/8"	250	Nitrile
Tech Sheet 2001				

TIF3800 Series Plugs with Pressure Eliminator, BSPP

0071	Thread	Body	Max Pressure Bar	Seal
TE-TIF3821	3/8"	3/8"	250	Nitrile
Tech Sheet 2001				

TIF5000 Series Couplings, BSPP

0071	Thread	Body	Max Pressure Bar	Seal
TE-TIF5010	1/2"	1/2"	250	Nitrile
TE-TIF5010 75	3/4"	1/2"	250	Nitrile
Tech Sheet 2001				

TIF5000 Series Couplings with Pressure Eliminator, BSPP

0071	Thread	Body	Max Pressure Bar	Seal
TE-TIF5011	1/2"	1/2"	250	Nitrile
Tech Sheet 2001				

TIF5000 Series Plugs, BSPP

0071	Thread	Body	Max Pressure Bar	Seal
TE-TIF5020	1/2"	1/2"	250	Nitrile
TE-TIF5020 75	3/4"	1/2"	250	Nitrile
Tech Sheet 2001				

TIF5000 Series Plugs with Pressure Eliminator, BSPP

0071	Thread	Body	Max Pressure Bar	Seal
TE-TIF5021	1/2"	1/2"	250	Nitrile
Tech Sheet 2001				

Dust Protection

Plug for Coupling

0071	To Suit
TE-TIF3816	Series TIF3800
TE-TIF10016	Series TIF10000
Tech Sheet 71769	

Cap for Plug

0071	To Suit
TE-TIF3826	Series TIF3800
TE-TIF10026	Series TIF10000
Tech Sheet 71769	

T2300 Series

Temperature Range:
-40°C up to +100°C (Nitrile)
-25°C up to +200°C (Viton)
Depending on the medium

Couplings, BSPP

0071	Thread	Max Pressure Bar	Seal	Operation
TE-2310	1/8"	200	Nitrile	With valve
TE-2310 UV	1/8"	200	Nitrile	No valve
TE-2310 V	1/8"	200	Viton	With valve
Tech Sheet 2003				

Plugs, BSPP

0071	Thread	Max Pressure Bar	Seal	Operation
TE-2320	1/8"	200	Nitrile	With valve
TE-2320 UV	1/8"	200	-	No valve
TE-2320 V	1/8"	200	Viton	With valve
Tech Sheet 2003				

T2500 Series

Maximum Working Pressure:
Maximum static working pressure with safety factor 4:1

Couplings, BSPP

0071	Thread	Max Pressure Bar	Seal	Operation
TE-2510	1/4"	450	Nitrile	With valve
TE-2510 UV	1/4"	450	Nitrile	No valve
TE-2510 V	1/4"	450	Viton	With valve
TE-2510 RV	1/4"	250	Viton	With valve
Tech Sheet 2004				

Plugs, BSPP

0071	Thread	Max Pressure Bar	Seal	Operation
TE-2520	1/4"	450	Nitrile	With valve
TE-2520 UV	1/4"	450	-	No valve
TE-2520 V	1/4"	450	Viton	With valve
TE-2520 RV	1/4"	250	Viton	With valve
Tech Sheet 2004				

HYDRAULIC COUPLINGS

T3800 Series

Working Temperature:
-40°C up to +100°C (Nitrile)
-25°C up to +200°C (Viton)

Maximum Working Pressure:
Maximum static working pressure with safety factor 4:1



Couplings, BSPP

0071	Thread	Max Pressure Bar	Seal	Operation
TE-3810	3/8"	350	Nitrile	With valve
TE-3810 H	3/8"	350	Nitrile	No valve
TE-3810 UV	3/8"	350	Nitrile	No valve
TE-3810 HV	3/8"	350	Viton	No valve
TE-3810 V	3/8"	350	Viton	With valve
TE-3810 RV	3/8"	300	Viton	With valve
Tech Sheet 2005				

Couplings with Pressure Eliminator, BSPP

0071	Thread	Max Pressure Bar	Seal	Operation
TE-3811	3/8"	350	Nitrile	With valve
TE-3811 V	3/8"	350	Viton	With valve
Tech Sheet 2005				

Plugs, BSPP

0071	Thread	Max Pressure Bar	Seal	Operation
TE-3820	3/8"	350	Nitrile	With valve
TE-3820 UV	3/8"	350	-	No valve
TE-3820 V	3/8"	350	Viton	With valve
TE-3820 RV	3/8"	300	Viton	With valve
TE-3820 RUV	3/8"	300	-	No valve
Tech Sheet 2005				

Plugs with Pressure Eliminator, BSPP

0071	Thread	Max Pressure Bar	Seal	Operation
TE-3821	3/8"	350	Nitrile	With valve
TE-3821 V	3/8"	350	Viton	With valve
TE-3821 RV	3/8"	300	Viton	With valve
Tech Sheet 2005				

T5000 Series

Working Temperature:
-40°C up to +100°C (Nitrile)
-25°C up to +200°C (Viton)

Maximum Working Pressure:
Maximum static working pressure with safety factor 4:1

Couplings, BSPP

0071	Thread	Max Pressure Bar	Seal	Operation
TE-5010	1/2"	300	Nitrile	With valve
TE-5010 UV	1/2"	300	Nitrile	No valve
TE-5010 V	1/2"	300	Viton	With valve
TE-5010 RV	1/2"	300	Viton	With valve
Tech Sheet 2005				

Couplings with Pressure Eliminator, BSPP

0071	Thread	Max Pressure Bar	Seal	Operation
TE-5011	1/2"	300	Nitrile	With valve
TE-5011 V	1/2"	300	Viton	With valve
TE-5011 RV	1/2"	300	Viton	With valve
Tech Sheet 2005				

Plugs, BSPP

0071	Thread	Max Pressure Bar	Seal	Operation
TE-5020	1/2"	320	Nitrile	With valve
TE-5020 UV	1/2"	320	-	No valve
TE-5020 V	1/2"	320	Viton	With valve
TE-5020 RV	1/2"	300	Viton	With valve
Tech Sheet 2005				

Plugs with Pressure Eliminator, BSPP

0071	Thread	Max Pressure Bar	Seal	Operation
TE-5021	1/2"	320	Nitrile	With valve
TE-5021 V	1/2"	320	Viton	With valve
TE-5021 RV	1/2"	300	Viton	With valve
Tech Sheet 2005				

TEMA Coupling Letter Key

NO Letter	=	Standard, Nitrile seals with valve
H	=	No valve and no locking sleeve, Nitrile seals
UV	=	Standard Nitrile seals, unvalved
HV	=	No valve and no locking sleeve, viton seals
V	=	With valve and viton seals
RV	=	Stainless steel body with valve and viton seals
RUV	=	Stainless steel body, unvalved with viton seals
VUV	=	Unvalved with viton seals
S	=	Super nipple, special steel alloy construction, high durability

HYDRAULIC COUPLINGS

T7500 Series

Working Temperature:
-40°C up to +100°C (Nitrile)
-25°C up to +200°C (Viton)

Maximum Working Pressure:
Maximum static working pressure with safety factor 4:1

Straight Through

Single Shut Off

Double Shut Off

Couplings, BSPP

0071	Thread	Max Pressure Bar	Seal	Operation
TE-7510	3/4"	280	Nitrile	With valve
TE-7510 UV	3/4"	280	Nitrile	No valve
TE-7510 V	3/4"	280	Viton	With valve
TE-7510 RV	3/4"	250	Viton	With valve
TE-7510 VUV	3/4"	280	Viton	No valve
Tech Sheet 2006				

Couplings with Pressure Eliminator, BSPP

0071	Thread	Max Pressure Bar	Seal	Operation
TE-7511	3/4"	280	Nitrile	With valve
TE-7511 V	3/4"	280	Viton	With valve
Tech Sheet 2006				

Plugs, BSPP

0071	Thread	Max Pressure Bar	Seal	Operation
TE-7520	3/4"	300	Nitrile	With valve
TE-7520 UV	3/4"	300	-	No valve
TE-7520 V	3/4"	300	Viton	With valve
Tech Sheet 2006				

Plugs with Pressure Eliminator, BSPP

0071	Thread	Max Pressure Bar	Seal	Operation
TE-7521	3/4"	300	Nitrile	With valve
TE-7521 V	3/4"	300	Viton	With valve
Tech Sheet 2006				

Super Plug to be Used for Very High Loads, BSPP

0071	Thread	Max Pressure Bar	Seal	Operation
TE-7520 S	3/4"	300	Nitrile	With valve
Tech Sheet 2006				

T10000 Series

Working Temperature:
-40°C up to +100°C (Nitrile)
-25°C up to +200°C (Viton)

Maximum Working Pressure:
Maximum static working pressure with safety factor 4:1

Straight Through

Single Shut Off

Double Shut Off

Couplings, BSPP

0071	Thread	Max Pressure Bar	Seal	Operation
TE-10010	1"	250	Nitrile	With valve
TE-10010 V	1"	250	Viton	With valve
Tech Sheet 2006				

Couplings with Pressure Eliminator, BSPP

0071	Thread	Max Pressure Bar	Seal	Operation
TE-10011	1"	250	Nitrile	With valve
Tech Sheet 2006				

Plugs, BSPP

0071	Thread	Max Pressure Bar	Seal	Operation
TE-10020	1"	280	Nitrile	With valve
TE-10020 UV	1"	280	-	No valve
TE-10020 V	1"	280	Viton	With valve
TE-10020 RV	1"	250	Viton	With valve
Tech Sheet 2006				

Plugs with Pressure Eliminator, BSPP

0071	Thread	Max Pressure Bar	Seal	Operation
TE-10021	1"	280	Nitrile	With valve
Tech Sheet 2006				

FT PRO®

Customers who bought from this page also purchased
Glycerine Gauges
see page **264**

HYDRAULIC COUPLINGS

T15000 Series

Working Temperature:
-40°C up to +100°C (Nitrile)
-25°C up to +200°C (Viton)

Maximum Working Pressure:
Maximum static working pressure with safety factor 4:1

Couplings, BSPP

0071	Thread	Max Pressure Bar	Seal	Operation
TE-15010	1.1/2"	200	Nitrile	With valve
TE-15010 UV	1.1/2"	200	Nitrile	No valve
TE-15010 V	1.1/2"	200	Viton	With valve
TE-15010 VUV	1.1/2"	200	Viton	No valve
Tech Sheet 2007				

Plugs, BSPP

0071	Thread	Max Pressure Bar	Seal	Operation
TE-15020	1.1/2"	200	Nitrile	With valve
TE-15020 UV	1.1/2"	200	-	No valve
TE-15020 V	1.1/2"	200	Viton	With valve
Tech Sheet 2007				

High Pressure Series

The TEMA High Pressure 1000 couplings were specially developed for use in industrial machinery, salvage devices and testing equipment. The Series is galvanised and produced in steel. They are provided with safety locking and dust caps inclusive.

THP1000 Series Couplings, BSPP

0071	Thread	Hex Size mm	Max Pressure Bar	Length mm
THP10104132	1/4"	24	1000	59
THP10104172	3/8"	24	1000	59
Tech Sheet 10010				

THP1000 Series Plugs, BSPP

0071	Thread	Hex Size mm	Max Pressure Bar	Length mm
THP1020413	1/4"	22	1000	37
THP1020417	3/8"	24	1000	37
Tech Sheet 10010				

The TEMA High Pressure 1500 couplings were specially developed for use in bolt tensioning equipment. This series is produced in steel with the coupling body QPQ treated and black galvanised. They are provided with safety locking and dust caps inclusive.

THP1500 Series Couplings, BSPP

0071	Thread	Hex Size mm	Max Pressure Bar	Length mm
THP15104132	1/4"	24	1500	59
Tech Sheet 10010				

THP1500 Series Plugs, BSPP

0071	Thread	Hex Size mm	Max Pressure Bar	Length mm
THP1520413	1/4"	22	1500	38
Tech Sheet 10010				

Dust Protection Plugs

Plug

0071	To Suit	Type
TE-2516	Series T2500	B
TE-3816	Series T3800	B
TE-5016	Series T5000	B
TE-7516	Series T7500	B
TE-10016	Series T10000	B
THP16	High Pressure Series	C
Tech Sheet 71770		

Dust Protection Caps



Cap

0071	To Suit	Type
TE-125	Series T2300	C
TE-2526	Series T2500	B
TE-3826	Series T3800	B
TE-5026	Series T5000	B
TE-7526	Series T7500	B
TE-10026	Series T10000	B
Tech Sheet 71770		

Seal Kits

Nitrile & Viton

0071	To Suit	Material
TE-2500-PSN	Series T2500	Nitrile
TE-3800-PSN	Series T3800	Nitrile
TE-3800-PSV	Series T3800	Viton
TE-5000-PSN	Series T5000	Nitrile
TE-5000-PSV	Series T5000	Viton
TE-7500-PSN	Series T7500	Nitrile
TE-7500-PSV	Series T7500	Viton
TE-10000-PSN	Series T10000	Nitrile
TE-10000-PSV	Series T10000	Viton
Tech Sheet 71771		

SERIES 70KB

ULTRA-FLO »

Description: The quick-connect-couplings series 71-76 are robust and simple models having best proven their quality for many years in many applications. Only couplings and plugs with the same size internal threads will match. These couplings are designed for manual operation, i.e. to couple the sleeve must be first pushed back

Advantages: The simple and robust design guarantees a maximum of safety.

Ideal for Applications: With liquids and in laboratory and food areas.

Technical Data: Only couplings and plugs of the same series will match.

Interchangeability:
Industrial interchange ISO 7241-1 Series B, BS 7198. Hansen 'HK'.

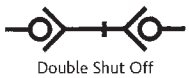
Double Shut Off

	RectuPom		Brass
Working Temperature	-20°C to +90°C		-20°C to +200°C
Working Pressures:	50°C (bar)	90°C (bar)	-20°C to +200°C (bar)
Series 71 1/8"	15	7.5	250
Series 72 1/4"	15	7.5	250
Series 73 3/8"	15	7.5	200
Series 74 1/2"	10	5	150
Series 75 3/4"	10	5	100
Series 76 1"	10	5	100

Couplings

RectuPom, BSPP

4605	Thread	Length mm
71KBIW10DPX	1/8"	49
72KBIW13DPX	1/4"	58
73KBIW17DPX	3/8"	64
74KBIW21DPX	1/2"	74
75KBIW26DPX	3/4"	96
76KBIW33DPX	1"	106
Tech Sheet 10011		

Brass, Viton Seals, BSPP

4605	Thread	Length mm
71KBIW10MVX	1/8"	49
72KBIW13MVX	1/4"	58
73KBIW17MVX	3/8"	64
74KBIW21MVX	1/2"	74
75KBIW26MVX	3/4"	96
76KBIW33MVX	1"	106
Tech Sheet 10011		

Plugs

RectuPom, BSPP

4605	Thread	Length mm
71SBIW10DPX	1/8"	30
72SBIW13DPX	1/4"	35
73SBIW17DPX	3/8"	39
74SBIW21DPX	1/2"	46
75SBIW26DPX	3/4"	60
Tech Sheet 10011		



Brass, Viton Seals, BSPP

4605	Thread	Length mm
71SBIW10MVX	1/8"	30
72SBIW13MVX	1/4"	35
73SBIW17MVX	3/8"	39
74SBIW21MVX	1/2"	46
75SBIW26MVX	3/4"	60
76SBIW33MVX	1"	65
Tech Sheet 10011		

Grade 316 available upon request



For **Series 70, Stainless Steel 303, Viton Seals, BSPP**
see page **320**

H SERIES

Steel Plated Couplings

BSPP, Valved

0067	Thread	Max Pressure Bar
VHC4-4RP	1/4"	450
VHC6-6RP	3/8"	310
VHC8-8RP	1/2"	280
VHC12-12RP	3/4"	245
VHC16-16RP	1"	140
VHC20-20RP	1.1/4"	125
Tech Sheet 1336		

BSPP, Unvalved

0067	Thread	Max Pressure Bar
PHC4-4RP	1/4"	760
PHC6-6RP	3/8"	760
PHC8-8RP	1/2"	760
PHC12-12RP	3/4"	625
PHC16-16RP	1"	415
PHC20-20RP	1.1/4"	345
Tech Sheet 1336		

Steel Plated Plugs

BSPP, Valved

0067	Thread
VHN4-4RP	1/4"
VHN6-6RP	3/8"
VHN8-8RP	1/2"
VHN12-12RP	3/4"
VHN16-16RP	1"
VHN20-20RP	1.1/4"
VHN24-24RP	1.1/2"
Tech Sheet 1336	

BSPP, Unvalved

0067	Thread
PHN4-4RP	1/4"
PHN6-6RP	3/8"
PHN8-8RP	1/2"
PHN12-12RP	3/4"
PHN16-16RP	1"
Tech Sheet 1336	

Brass Couplings

BSPP, Valved

0067	Thread	Max Pressure Bar
BVHC4-4RP	1/4"	155
BVHC6-6RP	3/8"	155
BVHC8-8RP	1/2"	140
BVHC12-12RP	3/4"	140
BVHC16-16RP	1"	125
BVHC20-20RP	1.1/4"	25
BVHC24-24RP	1.1/2"	25
BVHC32-32RP	2"	30
Tech Sheet 1336		

BSPP, Unvalved

0067	Thread	Max Pressure Bar
BPHC4-4RP	1/4"	280
BPHC6-6RP	3/8"	280
BPHC8-8RP	1/2"	280
BPHC12-12RP	3/4"	245
BPHC16-16RP	1"	210
BPHC24-24RP	1.1/2"	70
Tech Sheet 1336		

Brass Plugs

BSPP, Valved

0067	Thread
BVHN4-4RP	1/4"
BVHN6-6RP	3/8"
BVHN8-8RP	1/2"
BVHN12-12RP	3/4"
BVHN16-16RP	1"
BVHN20-20RP	1.1/4"
BVHN24-24RP	1.1/2"
BVHN32-32RP	2"
Tech Sheet 1336	

BSPP, Unvalved

0067	Thread
BPHN4-4RP	1/4"
BPHN6-6RP	3/8"
BPHN8-8RP	1/2"
BPHN12-12RP	3/4"
BPHN16-16RP	1"
BPHN32-32RP	2"
Tech Sheet 1336	

H Series Aluminium Dust Protection



Dust Plug

0067	To Suit
AMPH-8	1/2"
AMPH-16	1"
AMPH-20	1.1/4"
AMPH-24	1.1/2"
AMPH-32	2"
Tech Sheet 1336	

Dust Cap

0067	To Suit
ADCH-4	1/4"
ADCH-6	3/8"
ADCH-16	1"
ADCH-20	1.1/4"
ADCH-32	2"
Tech Sheet 1336	

H Series Plastic Dust Protection

Cap & Plug

0067	To Suit
PDCP-4	1/4"
PDCP-6	3/8"
Tech Sheet 1336	



For **H Series, 316 Stainless Steel Couplings and Plugs** see page **320**

SERIES 71

The Series 71 has been designed to eliminate fluid loss and air inclusion. The dirt tolerant, heavy-duty construction withstand abusive treatment.

Couplings

Flush Face/Dry Break Steel Valved, BSPP

0067	Thread	Max Pressure Bar
71-3C4-4RP	1/4"	690
71-3C6-6RP	3/8"	690
71-3C8-8RP	1/2"	690
71-3C12-12RP	3/4"	520
71-3C16-16RP	1"	520
Tech Sheet 612		

Plugs

Flush Face/Dry Break Steel Valved, BSPP

0067	Thread
71-3N4-4RP	1/4"
71-3N6-6RP	3/8"
71-3N8-8RP	1/2"
71-3N12-12RP	3/4"
71-3N16-16RP	1"
Tech Sheet 612	

For **Pneumatic Valves & Accessories** see page **564**

SERIES 75

Series 75 is designed and constructed for high pressure hydraulic service. Although these couplings are used in a broad variety of heavy-duty applications.

A primary usage is in oil fields and offshore drilling, cranes, power tongs and swivels, diving etc.

Thread to Connect Couplings

Steel Valved, BSPP

0067	Thread	Max Pressure Bar
75C12-12RP	3/4"	345
75C16-16RP	1"	345
75C20-20RP	1.1/4"	345
75C24-24RP	1.1/2"	345
Tech Sheet 615		

Thread to Connect Plugs

Steel Valved, BSPP

0067	Thread
75N12-12RP	3/4"
75N16-16RP	1"
75N20-20RP	1.1/4"
75N24-24RP	1.1/2"
Tech Sheet 615	

Metal Dust Plug & Dust Cap

Dust Plug

0067	To Suit
75MDP-12	3/4"
75MDP-16	1"
75MDP-20	1.1/4"
75MDP-24	1.1/2"
75MDP-32	2"
Tech Sheet 615	

Dust Cap



0067	To Suit
75MDC-12	3/4"
75MDC-16	1"
75MDC-20	1.1/4"
75MDC-24	1.1/2"
75MDC-32	2"
Tech Sheet 615	

SERIES 70KB

stainless steel

Parker

ULTRA-FLO »»

Description: The quick-connect-couplings Series 71-76 are robust and simple models having best proven their quality for many years in many applications. Only couplings and plugs with the same size internal threads will match. These couplings are designed for manual operation, i.e. to couple the sleeve must be first pushed back

Advantages: The simple and robust design guarantees a maximum of safety.

Ideal for Applications: With liquids and in laboratory and food areas.

Technical Data: Only couplings and plugs of the same series will match.

Interchangeability:
Industrial interchange ISO 7241-1 Series B, BS 7198. Hansen 'HK'.

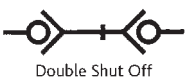

	Stainless Steel 303	
Working Temperature	-20°C to +200°C	
Working Pressures:	**50°C (bar)**	200°C (bar)
Series 71 1/8"	250	190
Series 72 1/4"	250	190
Series 73 3/8"	250	190
Series 74 1/2"	250	190
Series 75 3/4"	160	120
Series 76 1"	100	75

Stainless Steel 303, Viton Seals, BSPP

4605	Thread	Length mm
71KBIW10RVX	1/8"	49
72KBIW13RVX	1/4"	58
Tech Sheet 10011		

Stainless Steel 303, Viton Seals, BSPP

4605	Thread	Length mm
71SBIW10RVX	1/8"	30
72SBIW13RVX	1/4"	35
Tech Sheet 10011		

H SERIES

stainless steel

Snap-tite

316 Stainless Steel Couplings

BSPP, Valved

0067	Thread	Max Pressure Bar
SVHC4-4RP	1/4"	345
SVHC6-6RP	3/8"	280
SVHC8-8RP	1/2"	260
SVHC12-12RP	3/4"	140
SVHC16-16RP	1"	140
SVHC24-24RP	1.1/2"	105
SVHC32-32RP	2"	35
Tech Sheet 1336		

BSPP, Unvalved

0067	Thread	Max Pressure Bar
SPHC4-4RP	1/4"	690
SPHC6-6RP	3/8"	555
SPHC8-8RP	1/2"	555
SPHC12-12RP	3/4"	485
Tech Sheet 1336		

316 Stainless Steel Plugs

BSPP, Valved

0067	Thread
SVHN4-4RP	1/4"
SVHN6-6RP	3/8"
SVHN8-8RP	1/2"
SVHN12-12RP	3/4"
SVHN16-16RP	1"
SVHN20-20RP	1.1/4"
SVHN24-24RP	1.1/2"
SVHN32-32RP	2"
Tech Sheet 1336	

BSPP, Unvalved

0067	Thread
SPHN4-4RP	1/4"
SPHN6-6RP	3/8"
SPHN8-8RP	1/2"
SPHN12-12RP	3/4"
SPHN16-16RP	1"
SPHN24-24RP	1.1/2"
SPHN32-32RP	2"
Tech Sheet 1336	

SERIES 71

stainless steel

Snap-tite

The Series 71 has been designed to eliminate fluid loss and air inclusion. The dirt tolerant, heavy-duty construction withstand abusive treatment.

Flush Face/Dry Break 316 Valved, BSPP

0067	Thread	Max Pressure Bar
S71-3C4-4RP	1/4"	345
S71-3C6-6RP	3/8"	345
S71-3C8-8RP	1/2"	345
S71-3C12-12RP	3/4"	345
S71-3C16-16RP	1"	280
Tech Sheet 612		

Flush Face/Dry Break 316 Valved, BSPP

0067	Thread
S71-3N4-4RP	1/4"
S71-3N6-6RP	3/8"
S71-3N8-8RP	1/2"
S71-3N12-12RP	3/4"
S71-3N16-16RP	1"
Tech Sheet 612	

1 Hydraulics 3-284

2 Hydraulic Quick Release Couplings 285-320

3 **Pneumatic Quick Release Couplings** 321-406

4 Monitor & Test 407-446

5 Pneumatic & Vacuum 447-762

6 Push-in Fittings & Tubing 763-918

7 Valves & Actuation 919-1060

8 Ring Main 1061-1136

9 Hose Tails, Adaptors, Fittings & Manifolds 1137-1224

10 Stainless Steel 1225-1332

11 Malleable Iron 1333-1398

12 Hose, Couplings, Ducting & Hose Reels 1399-1510

13 Clips & Clamps 1511-1558

14 Paint, Sprays & Adhesives 1559-1590

15 Blow Guns, Vacuum & Nozzles 1591-1616

16 Fuelling, Lubrication, Wash Down & Misting 1617-1696

17 Compressors & Air Tools 1697-1726

18 Hand Tools & PPE 1727-1765

SECTION 3

Pneumatic Quick Release Couplings

3 Pneumatic Quick Release Couplings 324-406

3.00 Pneumatic Quick Release Couplings

- Mini Couplings & Plugs
- High Flow Couplings & Plugs
- Heavy-duty Couplings & Plugs
- Twist Air Couplings & Plugs
- Small Couplings & Plugs
- Japanese Profile Couplings & Plugs
- Aro Profile Couplings & Plugs
- Self Venting Couplings & Plugs
- English Profile Couplings Plugs
- ISO 6150 'C' Profile Couplings & Plugs
- English Industrial Profile Couplings & Plugs
- International Profile Couplings & Plugs
- Worldwide Profile Couplings & Plugs
- Safety Locking Couplings & Plugs
- Colour Coded Couplings & Plugs
- Thermoplastic Couplings & Plugs
- Industrial Interchange High Flow Couplings & Plugs
- ISO 6150 B Couplings & Plugs
- European Profile Couplings & Plugs
- Self Venting Couplings & Plugs
- Stainless Steel Couplings & Plugs
- Parker Profile Couplings & Plugs
- Atlas Copco Profile Couplings & Plugs
- Low Pressure Fluid & Pneumatic Couplings & Plugs
- German Industrial Profile Couplings & Plugs
- Breathing Air Couplings & Plugs
- Schrader Couplings & Plugs
- Scandinavian Profile Couplings & Plugs
- Moldtite Couplings & Plugs
- Plastic Injection Moulding Couplings
- Acetal Resin Couplings & Plugs
- Air Line Couplings & Plugs
- Instantair Couplings & Plugs
- Swing Couplings & Hose Tails
- Straight-Through Couplings & Plugs
- Air Brake Components



Your Partner for Air & Other Fluids
Low Pressure Solutions

legris

RECTUS

Manufactured in Europe

Parker

ENGINEERING YOUR SUCCESS.

PLUG PROFILE

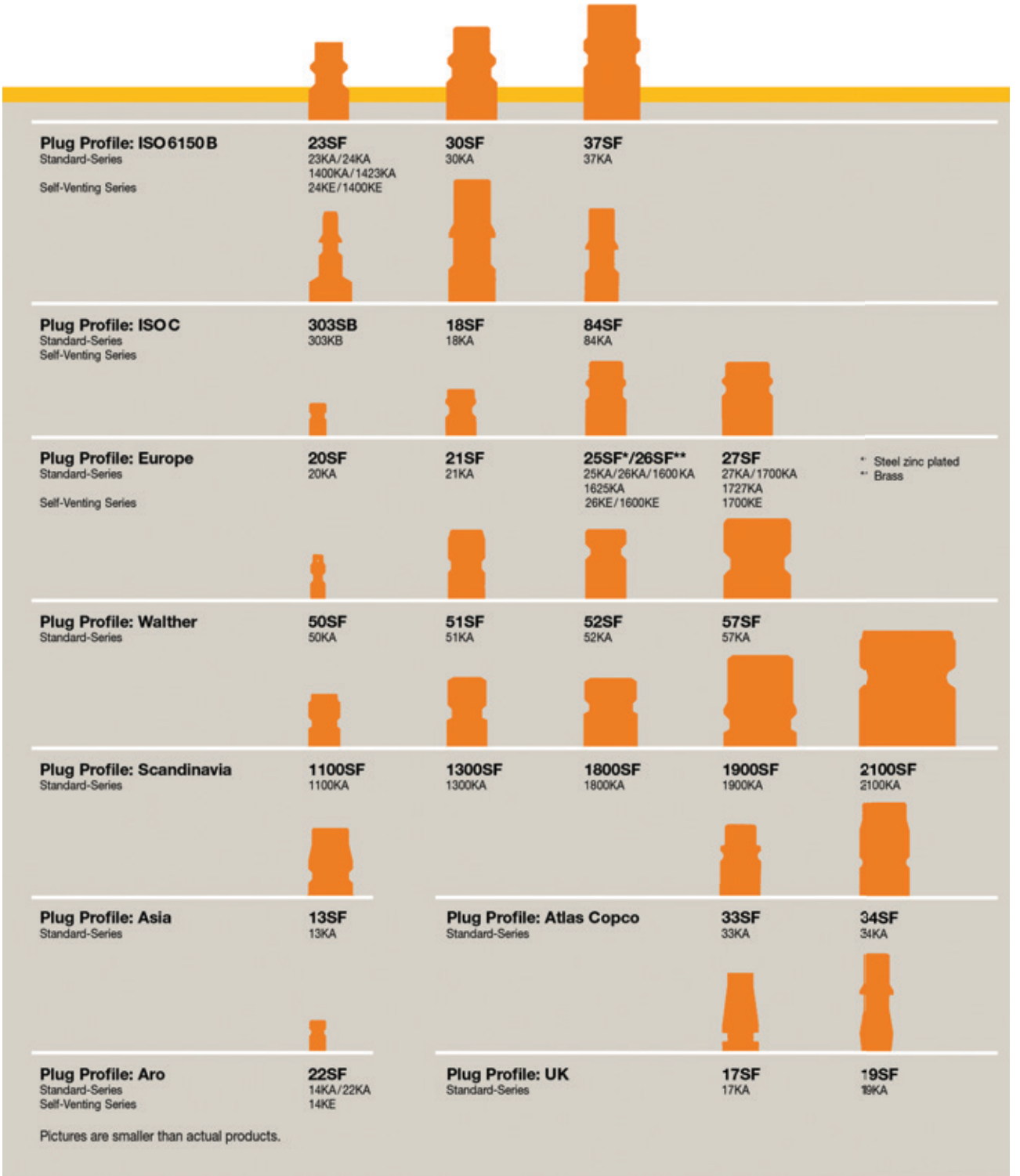

BE-17 Couplings

Male Thread, BSPT

0531	Thread
B1704M	1/4"
B1706M	3/8"
B1708M	1/2"

Female Thread, BSPP

0531	Thread
B1704F	1/4"
B1706F	3/8"
B1708F	1/2"

Hose Tail

0531	Thread
B1704H	1/4" (6mm)
B1705H	5/16" (8mm)
B1706H	3/8" (10mm)
B1708H	1/2" (12mm)

BE-17 Plugs

Male Thread, BSPT

0531	Thread
B1702MP	1/8"
B1704MP	1/4"
B1706MP	3/8"
B1708MP	1/2"

Female Thread, BSPP

0531	Thread
B1702FP	1/8"
B1704FP	1/4"
B1706FP	3/8"

BE-17 Plugs, Hose Tail

0531	To Suit Hose ID
B1704HP	1/4" (6mm)
B1705HP	5/16" (8mm)
B1706HP	3/8" (10mm)
B1708HP	1/2" (12mm)

BE-19 Couplings

Male Thread, BSPT

0532	Thread
B1904M	1/4"
B1906M	3/8"
B1908M	1/2"

Female Thread, BSPP

0532	Thread
B1904F	1/4"
B1906F	3/8"
B1908F	1/2"

Hose Tail

0532	To Suit Hose ID
B1904H	1/4" (6mm)
B1905H	5/16" (8mm)
B1906H	3/8" (10mm)
B1908H	1/2" (12mm)

BE-19 Plugs

Male Thread, BSPT

0532	Thread
B1902MP	1/8"
B1904MP	1/4"
B1906MP	3/8"
B1908MP	1/2"

Female Thread, BSPP

0532	Thread
B1904FP	1/4"
B1906FP	3/8"
B1908FP	1/2"

Hose Tail

0532	To Suit Hose ID
B1904HP	1/4"
B1905HP	5/16"
B1906HP	3/8"
B1908HP	1/2"

BE RANGES

BE-21 Mini Couplings

Male Thread, BSPT

0533	Thread
B2102M	1/8"
B2104M	1/4"

Panel Mounting, Male Thread, BSPP

0533	Thread
B2102BH	1/8"
B2104BH	1/4"

Female Thread, BSPP

0533	Thread
B2102F	1/8"
B2104F	1/4"

Quick Fit Tube

0533	To Suit Tube mm
B2106Q	6 x 4
B2108Q	8 x 6

Quick Fit Panel Mounting

0533	To Suit Tube mm
B2106QBH	6 x 4
B2108QBH	8 x 6

BE-21 Mini Couplings, Hose Tail

0533	To Suit Hose ID
B2104H	6mm
B2105H	9mm
B2106H	3/8" (10mm)

BE-21 Mini Plugs

Male Thread, BSPP

0533	Thread
B2102MP	1/8"
B2104MP	1/4"

Female Thread, BSPP

0533	Thread
B2102FP	1/8"
B2104FP	1/4"

Quick Fit

0533	To Suit Tube mm
B2106QP	6 x 4
B2108QP	8 x 6

Hose Tail

0533	To Suit Hose ID
B2103HP	3/16" (5mm)
B2104HP	6mm
B2105HP	9mm

BE-23 ISO Couplings

Male Thread, BSPT

0534	Thread
B2304M	1/4"
B2306M	3/8"
B2308M	1/2"

Female Thread, BSPP

0534	Thread
B2304F	1/4"
B2306F	3/8"
B2308F	1/2"

Hose Tail

0534	To Suit Hose ID
B2305H	5/16"
B2306H	3/8"

BE-23 ISO Plugs

Male Thread, BSPT

0534	Thread
B2304MP	1/4"

Female Thread, BSPP

0534	Thread
B2304FP	1/4"
B2306FP	3/8"

Hose Tail

0534	To Suit Hose ID
B2304HP	1/4"
B2306HP	3/8"
B2308HP	1/2"

Safety, Male Thread, BSPT

0534	Thread
B2304MPS	1/4"

BE-25B Brass Couplings

Male Thread, BSPT

0535	Thread
B25B04M	1/4"
B25B06M	3/8"
B25B08M	1/2"

Female Thread, BSPP

0535	Thread
B25B04F	1/4"
B25B06F	3/8"
B25B08F	1/2"

Hose Tail

0535	To Suit Hose ID
B25B05H	5/16" (8mm)
B25B06H	3/8" (10mm)
B25B08H	1/2" (13mm)

BE-25B Brass Plugs



Male Thread, BSPT

0535	Thread
B25B04MP	1/4"
B25B06MP	3/8"
B25B08MP	1/2"

Hose Tail

0535	To Suit Hose ID
B25B04HP	1/4" (6mm)
B25B05HP	5/16" (8mm)
B25B06HP	3/8" (10mm)
B25B08HP	1/2" (12mm)

BE-25 Couplings

Male Thread, BSPT

0535	Thread
B2504M	1/4"
B2506M	3/8"
B2508M	1/2"

Female Thread, BSPP

0535	Thread
B2504F	1/4"
B2506F	3/8"
B2508F	1/2"

Hose Tail

0535	To Suit Hose ID
B2504H	1/4" (6mm)
B2505H	5/16" (8mm)
B2506H	3/8" (10mm)
B2508H	1/2" (12mm)

BE-25 Plugs

Male Thread, BSPT

0535	Thread
B2502MP	1/8"
B2504MP	1/4"
B2506MP	3/8"
B2508MP	1/2"

Female Thread, BSPP

0535	Thread
B2502FP	1/8"
B2504FP	1/4"
B2506FP	3/8"
B2508FP	1/2"

Hose Tail

0535	To Suit Hose ID
B2504HP	1/4" (6mm)
B2505HP	5/16" (8mm)
B2506HP	3/8" (10mm)
B2508HP	1/2" (12mm)

Safety, Male Thread, BSPT

0535	Thread
B2506MPS	3/8"

BE RANGES

BE-27 High Flow Couplings

Male Thread, BSPT

0536	Thread
B2708M	1/2"

Female Thread, BSPP

0536	Thread
B2706F	3/8"
B2708F	1/2"

Hose Tail

0536	To Suit Hose ID
B2706H	3/8"
B2708H	1/2"

BE-27 High Flow Plugs

Male Thread, BSPT

0536	Thread
B2704MP	1/4"
B2708MP	1/2"

Female Thread, BSPP

0536	Thread
B2708FP	1/2"

Hose Tail

0536	To Suit Hose ID
B2706HP	3/8"
B2710HP	5/8"

BE-68 Heavy-duty Couplings

Male Thread, BSPP

0538	Thread
B6808M	1/2"
B6812M	3/4"

Female Thread, BSPP

0538	Thread
B6804F	1/4"
B6808F	1/2"
B6812F	3/4"

Hose Tail

0538	To Suit Hose ID
B6806H	3/8" (10mm)
B6808H	1/2" (12mm)
B6812H	3/4" (19mm)

BE-68 Heavy-duty Plugs

Male Thread, BSPT

0538	Thread
B6804MP	1/4"
B6806MP	3/8"
B6808MP	1/2"
B6812MP	3/4"

Female Thread, BSPP

0538	Thread
B6804FP	1/4"
B6806FP	3/8"
B6808FP	1/2"

Hose Tail

0538	To Suit Hose ID
B6806HP	3/8" (10mm)
B6808HP	1/2" (12mm)

TWIST-AIR COUPLINGS

Working Temperature:
-15°C to +80°C
Standard seal NBR

Maximum Static Working Pressure
Static and random rotation:
PB 17 bar (250 psi)

Single Shut Off

Profile

Triple Outlet Connector

3 x Coupling Outlets, 1 x 1/4" BSPP Inlet

9000
M3-TA

Under continuous rotation:
PB 10 bar (145 psi)
Interchangeability:
Twist air PCL series
Flow rate: 900 L/min
Material: Mild steel zinc plated
Application:
General purpose pneumatic twist coupling.

Twist-Air Socket Halves

Male Thread, BSPP

9000	Old Ref	Thread	Length mm
TAC14M	PT8825	1/4"	58
TAC38M	PT8827	3/8"	54

Female Thread, BSPP

9000	Old Ref	Thread	Length mm
TAC14F	PT8823	1/4"	55
TAC38F	PT8800	3/8"	58

Hose Tail

9000	Old Ref.	To Suit Hose ID	Length mm
TAC14HT	PT8800/SU4	1/4"	91
TAC516HT	PT8800/SU5	5/16"	94
TAC38HT	PT8800/SU6	3/8"	96

Twist-Air Plug Halves - Swivel

Male Thread, BSPP

9000	Old Ref	Thread	Length mm
TAPS14M	PT8836	1/4"	46
TAPS38M	PT8838	3/8"	50

Female Thread, BSPP

9000	Old Ref	Thread	Length mm
TAPS14F	PT8834	1/4"	50
TAPS38F	PT8804	3/8"	51

Hose Tail

9000	Old Ref.	To Suit Hose ID	Length mm
TAPS14HT	PT8804/SU4	1/4"	85
TAPS516HT	PT8804/SU5	5/16"	88
TAPS38HT	PT8804/SU6	3/8"	90

Twist-Air Plug Halves - Non-swivel

Male Thread, BSPP

9000	Old Ref	Thread	Length mm
TAP14M	PT8808	1/4"	42
TAP38M	PT8817	3/8"	41

Female Thread, BSPP

9000	Old Ref	Thread	Length mm
TAP14F	PT8806	1/4"	41
TAP38F	PT8802	3/8"	44

Hose Tail

9000	Old Ref.	To Suit Hose ID	Length mm
TAP14HT	PT8802/SU4	1/4"	77
TAP516HT	PT8802/SU5	5/16"	81
TAP38HT	PT8802/SU6	3/8"	83

SERIES 02 SMALL QUICK COUPLINGS

Working Temperature:
-20°C to +100°C
Standard seal NBR

Maximum Static Working Pressure:
PB 35 bar (500 psi)

Single Shut Off

Material:
Brass and NBR seal (standard series) coupling and plug.

Application:
Medical and dental equipment, robotics instrumentation, air brush systems and pneumatic systems.

Profile

Couplings



Male Thread, Metric

2010	Thread	Hex Size mm	Length mm
02KAAM03MPX	M3	6	19
Tech Sheet 10276			

Hose Tail

2010	To Suit Hose ID mm	Hex Size mm	Length mm
02KATF02MPX	2	6	21
Tech Sheet 10276			

Plugs

Male Thread, Metric

2010	Thread	Hex Size mm	Length mm
02SFAM03MXX	M3	6	11
Tech Sheet 10276			

Hose Tail

2010	To Suit Hose ID mm	Length mm
02SFTF03MXX	3	13
Tech Sheet 10276		

Other materials, seals and finishes available on request, please contact our technical department for further details.

FT PRO

You might also need
FT Pro Micro One Touch + Plastic Push-in Fittings
see pages **787-791**

SERIES 13 JAPANESE PROFILE

Working Temperature:
-20°C to +100°C
Standard seal NBR

Maximum Static Working Pressure:
PB 35 bar (500 psi)

Single Shut Off

Interchangeability:
Rectus 03,
Nitto Kohki 200 (Japan)

Material:
Brass and NBR seal (standard series) coupling.

Application:
General purpose pneumatic coupling

Profile

Couplings

Male Thread, BSPT

1310	Thread	Hex Size mm	Length mm
13KAAK13MPX	1/4"	22	49
13KAAK17MPX	3/8"	22	49
13KAAK21MPX	1/2"	22	53
Tech Sheet 501			

Female Thread, BSPP

1310	Thread	Hex Size mm	Length mm
13KAIW13MPX	1/4"	22	45
13KAIW17MPX	3/8"	22	45
13KAIW21MPX	1/2"	24	48
Tech Sheet 501			

Hose Tail

1310	To Suit Hose ID	Hex Size mm	Length mm
13KATF06MPX	6mm (1/4")	21	62
13KATF08MPX	8mm (5/16")	21	62
13KATF10MPX	10mm (3/8")	21	62
13KATF13MPX	13mm (1/2")	21	62
Tech Sheet 501			

Plugs

Male Thread, BSPT

1310	Thread	Hex Size mm	Length mm
13SFAK13SXN	1/4"	14	37
13SFAK17SXN	3/8"	17	37
13SFAK21SXN	1/2"	22	44
Tech Sheet 501			

Female Thread, BSPP

1310	Thread	Hex Size mm	Length mm
13SFIW13SXN	1/4"	17	33
13SFIW17SXN	3/8"	19	33
13SFIW21SXN	1/2"	24	36
Tech Sheet 501			

Hose Tail

1310	To Suit Hose ID	Length mm
13SFTF06SXN	6mm (1/4")	48
13SFTF08SXN	8mm (5/16")	48
13SFTF10SXN	10mm (3/8")	48
13SFTF13SXN	13mm (1/2")	48
Tech Sheet 501		

Other materials, seals and finishes available on request, please contact our technical department for further details.

SERIES 14 ARO PROFILE

Working Temperature:
-20°C to +100°C
Standard Seal NBR

Maximum Static Working Pressure:
PB 35 bar (500 psi)

Single Shut Off

Interchangeability:
Rectus 22, ARO 210, Parker 50, JWL 522, JWL 532.

Material:
Brass and NBR seal (standard series) coupling.

Application:
General purpose pneumatic coupling

Profile

Couplings

Male Thread, BSPP

2210	Thread	Hex Size mm	Length mm
14KAAW13MPX	1/4"	22	43
14KAAW17MPX	3/8"	22	43
14KAAW21MPX	1/2"	22	46
Tech Sheet 502			

Female Thread, BSPP

2210	Thread	Hex Size mm	Length mm
14KAIW13MPX	1/4"	22	43
14KAIW17MPX	3/8"	22	43
14KAIW21MPX	1/2"	24	46
Tech Sheet 502			

Hose Tail

2210	To Suit Hose ID mm	Hex Size mm	Length mm
14KATF06MPX	6	21	60
14KATF08MPX	8	21	60
14KATF09MPX	9	21	60
14KATF10MPX	10	21	60
14KATF13MPX	13	21	60
Tech Sheet 502			

Plugs

Male Thread, BSPT

2210	Thread	Hex Size mm	Length mm
22SFAK13SXN	1/4"	14	41
22SFAK17SXN	3/8"	17	41
22SFAK21SXN	1/2"	22	46
Tech Sheet 30001			

Female Thread, BSPP

2210	Thread	Hex Size mm	Length mm
22SFIW13SXN	1/4"	17	35
22SFIW17SXN	3/8"	19	35
22SFIW21SXN	1/2"	24	38
Tech Sheet 30001			

Hose Tail

2210	To Suit Hose ID	Length mm
22SFTF06SXN	6	49
22SFTF08SXN	8	49
22SFTF10SXN	10	49
22SFTF13SXN	13	49
Tech Sheet 30001		

Other materials, seals and finishes available on request, please contact our technical department for further details.

SERIES 14 SELF VENTING LOW PRESSURE

Working Temperature:
-20°C to +60°C

Maximum Static Working Pressure:
PB 12 bar (174 PSI)

Single Shut Off

Material:
Brass nickel plated, thermoplastic sleeve, NBR seal.

Application:
General purpose pneumatic coupling, self-venting on disconnection as per ISO 4414.

Profile

Couplings

Male Thread, BSPT

0194	Thread	Hex Size mm	Length mm
14KEAK13MPN	1/4"	22	58
14KEAK21MPN	1/2"	24	63

Female Thread, BSPP

0194	Thread	Hex Size mm	Length mm
14KEIW13MPN	1/4"	22	57
14KEIW17MPN	3/8"	22	57
14KEIW21MPN	1/2"	24	60

Hose Tail

0194	To Suit Hose ID mm	Hex Size mm	Length mm
14KETF06MPN	6	22	71
14KETF08MPN	8	22	71
14KETF09MPN	9	22	71
14KETF10MPN	10	22	71
14KETF13MPN	13	22	71

Plugs



Male Thread, BSPT

2210	Thread	Hex Size mm	Length mm
22SFAK13SXN	1/4"	14	41
22SFAK17SXN	3/8"	17	41
22SFAK21SXN	1/2"	22	46
Tech Sheet 30001			

Female Thread, BSPP

2210	Thread	Hex Size mm	Length mm
22SFIW13SXN	1/4"	17	35
22SFIW17SXN	3/8"	19	35
22SFIW21SXN	1/2"	24	38
Tech Sheet 30001			

Hose Tail

2210	To Suit Hose ID	Length mm
22SFTF06SXN	6	49
22SFTF08SXN	8	49
22SFTF10SXN	10	49
22SFTF13SXN	13	49
Tech Sheet 30001		

SERIES 17 QUICK COUPLING ENGLISH PROFILE

Working Temperature:
-20°C to +100°C
Standard seal NBR

Maximum Static Working Pressure:
PB 35 bar (500 psi)

Single Shut Off

ULTRA-FLO

Interchangeability:
Standard Schrader series NW5

Flow Rate: 865 L/min

Material:
Steel nickel plated, Steel zinc plated, Brass nickel plated, NBR seal (standard series coupling).

Application:
General purpose pneumatic coupling, garages, workshops.

Profile

Couplings

Male Thread, BSPT

1710	Thread	Hex Size mm	Length mm
17KAAK13SPN	1/4"	19	63
17KAAK17SPN	3/8"	19	62
17KAAK21SPN	1/2"	22	63
Tech Sheet 503			

Female Thread, BSPP

1710	Thread	Hex Size mm	Length mm
17KAIW13SPN	1/4"	19	58
17KAIW17SPN	3/8"	19	57
17KAIW21SPN	1/2"	24	60
Tech Sheet 503			

Hose Tail

1710	To Suit Hose ID	Hex Size mm	Length mm
17KATF06SPN	6mm (1/4")	19	76
17KATF08SPN	8mm (5/16")	19	76
17KATF10SPN	10mm (3/8")	19	76
17KATF13SPN	13mm (1/2")	19	76
Tech Sheet 503			

Plugs

Male Thread, BSPT

1710	Thread	Hex Size mm	Length mm
17SFAK10SXN	1/8"	11	37
17SFAK13SXN	1/4"	14	42
17SFAK17SXN	3/8"	17	42
17SFAK21SXN	1/2"	21	43
Tech Sheet 503			

Female Thread, BSPP

1710	Thread	Hex Size mm	Length mm
17SFIW10SXN	1/8"	14	33
17SFIW13SXN	1/4"	17	36
17SFIW17SXN	3/8"	19	39
17SFIW21SXN	1/2"	24	41
Tech Sheet 503			

Hose Tail

1710	To Suit Hose ID	Length mm
17SFTF06SXN	6mm (1/4")	58
17SFTF08SXN	8mm (5/16")	52
17SFTF10SXN	10mm (3/8")	52
17SFTF13SXN	13mm (1/2")	52
Tech Sheet 503		

Y Connector

2 x Coupling Outlets, 1 x Plug Inlet

1710	Length mm
17Y	114
Tech Sheet 503	

Triple Outlet Connectors

3 x Coupling Outlets, 1 x 3/8" BSPP Inlet

1710	Length mm
17W	111
Tech Sheet 503	

Leader Hoses

A 'Leader Hose' is a length of flexible hose which should be fitted betwee an air tool and the connecting coupling. By absorbing the impact of a pneumatic impact tool, a leader hose will significantly increase the life expectancy of the coupling.

3/8" Bore Rubber-Tech Hose, Series 17 Plug x Male Thread, BSPT



1710	Thread	Length mm
LH17/13K	1/4"	381
LH17/17K	3/8"	381
LH17/21K	1/2"	381
Tech Sheet 503		

WARNING – Leader Hoses

The Health and Safety Executive guide states - "the plug should not be screwed directly into the inlet port, but should be fitted onto a short isolation hose, thus isolating the plug and coupling from the tool vibration".

Other materials, seals and finishes available on request, please contact our technical department for further details.

SERIES 18 QUICK COUPLING ISO 6150 'C' PROFILE

Working Temperature:
-20°C to +100°C
Standard seal NBR

Maximum Static Working Pressure:
PB 35 bar (500 psi)

Single Shut Off

Interchangeability:
ISO 6150 C, Staubli RBE06

Material:
Brass nickel plated, NBR seal (standard series coupling).

Application:
Industrial pneumatic coupling, robust design.

Profile

Couplings

Male Thread, BSPT

0194	Thread	Hex Size mm	Length mm
18KAAK13MPN	1/4"	19	63
18KAAK17MPN	3/8"	19	62
18KAAK21MPN	1/2"	22	63
Tech Sheet 2098			

Female Thread, BSPP

0194	Thread	Hex Size mm	Length mm
18KAIW13MPN	1/4"	19	58
18KAIW17MPN	3/8"	19	57
18KAIW21MPN	1/2"	24	60
Tech Sheet 2098			

Hose Tail

0194	To Suit Hose ID mm	Hex Size mm	Length mm
18KATF06MPN	6	19	76
18KATF08MPN	8	19	76
Tech Sheet 2098			

Plugs

Male Thread, BSPT

0194	Thread	Length mm
18SFAK13SXN	1/4"	41
Tech Sheet 2098		

Female Thread, BSPP

0194	Thread	Hex Size mm	Length mm
18SFIW13SXN	1/4"	19	43
18SFIW17SXN	3/8"	19	44
Tech Sheet 2098			

Hose Tail

0194	To Suit Hose ID mm	Length mm
18SFTF06SXN	6	56
18SFTF08SXN	8	56
18SFTF10SXN	10	56
Tech Sheet 2098		

Other materials, seals and finishes available on request, please contact our technical department for further details.

SERIES 18 QUICK COUPLING ISO 6150 'C' PROFILE SELF VENTING LOW PRESSURE

Working Temperature:
-20°C to +60°C
Standard seal NBR

Maximum Static Working Pressure:
PB 35 bar (500 psi)

Single Shut Off

Material:
Brass nickel plated, NBR seal (standard series coupling).

Application:
General purpose pneumatic coupling, self-venting on disconnection.

Profile

Couplings

Female Thread, BSPP

0194	Thread	Hex Size mm	Length mm
18KEIW21SPN	1/2"	24	65
Tech Sheet 504			

Plugs

Male Thread, BSPT

0194	Thread	Length mm
18SFAK13SXN	1/4"	41
Tech Sheet 504		

Female Thread, BSPP

0194	Thread	Hex Size mm	Length mm
18SFIW13SXN	1/4"	19	43
18SFIW17SXN	3/8"	19	44
Tech Sheet 504			

Hose Tail

0194	To Suit Hose ID mm	Length mm
18SFTF06SXN	6	56
18SFTF08SXN	8	56
18SFTF10SXN	10	56
Tech Sheet 504		

FT PRO®

You might also need
FT Pro Pneumatic Tube
see page **898**

Other materials, seals and finishes available on request, please contact our technical department for further details.

SERIES 19 QUICK COUPLING ENGLISH INDUSTRIAL PROFILE

Working Temperature:
-20°C to +100°C
Standard seal NBR

Maximum Static Working Pressure:
PB 35 bar (500 psi)

Single Shut Off

Interchangeability:
Standard PCL series.

Material:
Steel nickel plated, Brass nickel plated,
NBR seal (standard series coupling).

Application:
General purpose pneumatic coupling, original PCL.

Profile

Couplings

Male Thread, BSPT

1910	Thread	Hex Size mm	Length mm
19KAAK13MPX	1/4"	19	63
19KAAK17MPX	3/8"	19	63
19KAAK21MPX	1/2"	22	68
Tech Sheet 505			

Female Thread, BSPP

1910	Thread	Hex Size mm	Length mm
19KAIW13MPX	1/4"	19	58
19KAIW17MPX	3/8"	19	58
19KAIW21MPX	1/2"	24	60
Tech Sheet 505			

Hose Tail

1910	To Suit Hose ID	Hex Size mm	Length mm
19KATF06MPX	6mm (1/4")	19	76
19KATF08MPX	8mm (5/16")	19	76
19KATF10MPX	10mm (3/8")	19	76
19KATF13MPX	13mm (1/2")	19	76
Tech Sheet 505			

Plugs

Male Thread, BSPT

1910	Thread	Hex Size mm	Length mm
19SFAK13SXN	1/4"	14	50
19SFAK17SXN	3/8"	17	50
19SFAK21SXN	1/2"	21	57
Tech Sheet 505			

Female Thread, BSPP

1910	Thread	Hex Size mm	Length mm
19SFIW13SXN	1/4"	17	46
19SFIW17SXN	3/8"	17	47
19SFIW21SXN	1/2"	19	47
Tech Sheet 505			

Hose Tail

1910	To Suit Hose ID	Length mm
19SFTF05SXN	5mm	60
19SFTF06SXN	6mm (1/4")	60
19SFTF08SXN	8mm (5/16")	60
19SFTF10SXN	10mm (3/8")	60
19SFTF13SXN	13mm (1/2")	60
Tech Sheet 505		

Other materials, seals and finishes available on request, please contact our technical department for further details.

SERIES 19

Y Connector

2 x Coupling Outlets, 1 x Plug Inlet

1910	Length mm
19Y	117

Triple Outlet Connectors

3 x Coupling Outlets, 1 x 3/8" BSPP Inlet

1910	Length mm
19W	111

3 x Coupling Outlets, 1 x 1/4" BSPP Inlet

1910
M3-19

Free Angle Rotating Joint

Male Thread, BSPT

1910	Thread
19FAAK13	1/4"
19FAAK17	3/8"
19FAAK21	1/2"

Female Thread, BSPP

1910	Thread
19FAIW13	1/4"

Leader Hoses



3/8" Bore Rubber-Tech Hose, Series 19 Plug x Male Thread, BSPT

1910	Thread	Length mm
LH19/13K	1/4"	381
LH19/17K	3/8"	381
LH19/21K	1/2"	381
Tech Sheet 1337		

A 'Leader Hose' is a length of flexible hose which should be fitted between an air tool and the connecting coupling

By absorbing the impact of a pneumatic impact tool, a leader hose will significantly increase the life expectancy of the coupling.

WARNING – Leader Hoses

The Health and Safety Executive guide states - "the plug should not be screwed directly into the inlet port, but should be fitted onto a short isolation hose, thus isolating the plug and coupling from the tool vibration".

Other materials, seals and finishes available on request, please contact our technical department for further details.

SERIES 20 QUICK COUPLING INTERNATIONAL PROFILE

Working Temperature:
-20°C to +100°C
Standard seal NBR

Maximum Static Working Pressure:
PB 35 bar (500 psi)

Single Shut Off

Profile

Interchangeability:
Rectus 91, Walther 06-003

Flow Rate:
165 L/min

Material:
Brass nickel plated, NBR seal (standard series coupling).

Application:
General purpose pneumatic coupling, medical, dental, robotics, instrumentation.

Couplings

Male Thread, Metric & BSPP

2010	Thread	Hex Size mm	Length mm
20KAAM05MPN	M5	9	26
20KAAW10MPN	1/8"	11	28
Tech Sheet 506			

Female Thread, Metric & BSPP

2010	Thread	Hex Size mm	Length mm
20KAIM05MPN	M5	9	26
20KAIW10MPN	1/8"	12	28
Tech Sheet 506			

Hose Tail

2010	To Suit Hose ID mm	Length mm
20KATF03MPN	3	35
20KATF04MPN	4	35
20KATF05MPN	5	35
Tech Sheet 506		

Quick Fit Tube Connection

2010	To Suit Tube mm	Hex Size mm	Length mm
20KAKO04MPN	3 x 4	9	34
20KAKO06MPN	4 x 6	9	34
Tech Sheet 506			

Panel Mount, Quick Fit Tube Connection

2010	To Suit Tube mm	Hex Size mm	Length mm
20KAKS04MPN	3 x 4	12	45
20KAKS06MPN	4 x 6	12	45
Tech Sheet 506			

Panel Mount, Standard Hose Tail

2010	To Suit Hose ID mm	Hex Size mm	Length mm
20SFTS03MXN	3	12	45
Tech Sheet 506			

Plugs

Male Thread, Metric & BSPP

2010	Thread	Hex Size mm	Length mm
20SFAM05MXN	M5	7	18
20SFAW10MXN	1/8"	11	20
Tech Sheet 506			

Female Thread, Metric & BSPP

2010	Thread	Hex Size mm	Length mm
20SFIM05MXN	M5	7	17
20SFIW10MXN	1/8"	12	19
Tech Sheet 506			

Hose Tail

2010	To Suit Hose ID mm	Length mm
20SFTF03MXN	3	24
20SFTF04MXN	4	24
20SFTF05MXN	5	24
Tech Sheet 506		

Quick Fit Tube Connection

2010	To Suit Tube mm	Hex Size mm	Length mm
20SFKO04MXN	3 x 4	7	25
20SFKO05MXN	3 x 5	7	25
Tech Sheet 506			

Panel Mount, Quick Fit Tube Connection

2010	To Suit Tube mm	Hex Size mm	Length mm
20SFKS06MXN	3 x 6	12	38
Tech Sheet 506			

Other materials, seals and finishes available on request, please contact our technical department for further details.

SERIES 20 QUICK COUPLING INTERNATIONAL PROFILE

Working Temperature:
-20°C to +100°C
Standard seal NBR

Maximum Static Working Pressure:
PB 35 bar (500 psi)

Double Shut Off

Material:
Brass, NBR seal
(standard series coupling).

Application:
General purpose pneumatic coupling, medical, dental, robotics, instrumentation.

Profile

Couplings

Male Thread, Metric & BSPP

2010	Thread	Hex Size mm	Length mm
20KBAM05MPX	M5	9	26
20KBAW10MPX	1/8"	11	28
Tech Sheet 507			



Female Thread, Metric & BSPP

2010	Thread	Hex Size mm	Length mm
20KBIM05MPX	M5	9	26
20KBIW10MPX	1/8"	12	28
Tech Sheet 507			

Quick Fit Tube Connection

2010	Thread	Hex Size mm	Length mm
20KBKO06MPX	4 x 6	9	34
Tech Sheet 507			

Hose Tail

2010	To Suit Hose ID mm	Hex Size mm	Length mm
20KBTF03MPX	3	11	35
20KBTF04MPX	4	11	35
Tech Sheet 507			

Plugs

Male Thread, Metric & BSPP

2010	Thread	Hex Size mm	Length mm
20SBAM05MPX	M5	9	28
20SBAW10MPX	1/8"	11	30
Tech Sheet 507			



Female Thread, Metric & BSPP

2010	Thread	Hex Size mm	Length mm
20SBIM05MPX	M5	9	26
20SBIW10MPX	1/8"	12	30
Tech Sheet 507			

Quick Fit Tube Connection

2010	To Suit Tube mm	Hex Size mm	Length mm
20SBKO06MPX	4 x 6	9	30.5
Tech Sheet 507			

Hose Tail

2010	To Suit Hose ID mm	Hex Size mm	Length mm
20SBTF04MPX	4	8	36
Tech Sheet 507			

Other materials, seals and finishes available on request, please contact our technical department for further details.

SERIES 21 QUICK COUPLING WORLDWIDE PROFILE

Working Temperature:
-20°C to +100°C
Standard seal NBR

Maximum Static Working Pressure:
PB 35 bar (500 psi)

Single Shut Off

Interchangeability:
Rectus 90, Camozzi, EWO.

Material:
Brass nickel plated, NBR seal (standard series coupling).

Application:
General purpose pneumatic coupling, medical, dental, robotics, instrumentation.

Profile

Couplings

Male Thread, BSPP

2110	Thread	Hex Size mm	Length mm
21KAAW10MPN	1/8"	14	36
21KAAW13MPN	1/4"	17	38
21KAAW17MPN	3/8"	19	38
Tech Sheet 508			

Female Thread, BSPP

2110	Thread	Hex Size mm	Length mm
21KAIW10MPN	1/8"	14	36
21KAIW13MPN	1/4"	17	38
21KAIW17MPN	3/8"	19	38
Tech Sheet 508			

Hose Tail

2110	To Suit Hose ID	Hex Size mm	Length mm
21KATF04MPN	4mm	14	46
21KATF06MPN	6mm (1/4")	14	46
21KATF08MPN	8mm (5/16")	14	46
21KATF09MPN	9mm	14	46
21KATF10MPN	10mm (3/8")	14	46
Tech Sheet 508			

Panel Mount, Standard Hose Tail

2110	To Suit Hose ID	Hex Size mm	Length mm
21KATS04MPN	4mm	14	60
21KATS06MPN	6mm (1/4")	17	60
21KATS08MPN	8mm (5/16")	17	60
Tech Sheet 508			

Quick Fit Tube Connection

2110	To Suit Tube mm	Hex Size mm	Length mm
21KAKO06MPN	4 x 6	14	42
21KAKO08MPN	6 x 8	14	42
Tech Sheet 508			

Panel Mount, Male Thread, BSPP

2110	Thread	Hex Size mm	Length mm
21KAAS13MPN	1/4"	17	43
Tech Sheet 508			

Panel Mount, Quick Fit Tube Connection

2110	To Suit Tube mm	Hex Size mm	Length mm
21KAKS06MPN	4 x 6	14	54
21KAKS08MPN	6 x 8	17	54
Tech Sheet 508			

Quick Fit Tube Connection with Spring Guard

2110	To Suit Tube mm	Hex Size mm	Length mm
21KAKK06MPN	4 x 6	14	125
21KAKK08MPN	6 x 8	14	130
Tech Sheet 508			

Other materials, seals and finishes available on request, please contact our technical department for further details.

SERIES 21 QUICK COUPLING WORLDWIDE PROFILE

Working Temperature:
-20°C to +100°C
Standard seal NBR

Maximum Static Working Pressure:
PB 35 bar (500 psi)

Plugs

Male Thread, BSPP

2110	Thread	Hex Size mm	Length mm
21SFAW10MXN	1/8"	14	25
21SFAW13MXN	1/4"	17	28
21SFAW17MXN	3/8"	17	28
Tech Sheet 508			

Female Thread, BSPP

2110	Thread	Hex Size mm	Length mm
21SFIW10MXN	1/8"	14	25
21SFIW13MXN	1/4"	17	25
21SFIW17MXN	3/8"	19	26
Tech Sheet 508			

Hose Tail

2110	To Suit Hose ID	Length mm
21SFTF04MXN	4mm	32
21SFTF05MXN	5mm	32
21SFTF06MXN	6mm (1/4")	32
21SFTF08MXN	8mm (5/16")	32
21SFTF09MXN	9mm	33
21SFTF10MXN	10mm (3/8")	33
Tech Sheet 508		

Panel Mount, Standard Hose Tail

2110	To Suit Hose ID	Hex Size mm	Length mm
21SFTS04MXN	4mm	14	50
21SFTS06MXN	6mm (1/4")	14	50
21SFTS09MXN	9mm	14	50
Tech Sheet 508			

Quick Fit Tube Connection

2110	To Suit Tube mm	Length mm
21SFKO06MXN	4 x 6	32
21SFKO08MXN	6 x 8	32
Tech Sheet 508		

Panel Mount, Quick Fit Tube Connection

2110	To Suit Tube mm	Hex Size mm	Length mm
21SFKS06MXN	4 x 6	14	44
21SFKS08MXN	6 x 8	17	44
Tech Sheet 508			



Quick Fit Tube Connection with Spring Guard

2110	To Suit Tube mm	Hex Size mm	Length mm
21SFKK06MXN	4 x 6	12	115
21SFKK08MXN	6 x 8	14	120
Tech Sheet 508			

FTPRO®



You might also need
Brass Quick-Fit Push-on Fittings
see pages **1156-1159**

Other materials, seals and finishes available on request, please contact our technical department for further details.

SERIES 21 QUICK COUPLING WORLDWIDE PROFILE PUSH-IN

Working Temperature:
-20°C to +100°C
Standard seal NBR

Maximum Static Working Pressure:
PB 35 bar (500 psi)

Single Shut Off

Flow Rate:
560 L/min

Material:
Brass nickel plated, NBR seal (standard series coupling).

Application:
Usable for air, oil and water. Ideally suited where tubing is often changed.

Profile

Couplings

Push-in

2010	OD mm	Hex Size mm	Length mm
21KARP06MPN	6	14	43.5
21KARP08MPN	8	17	48
Tech Sheet 508			

Plugs

Push-in

2010	OD mm	Hex Size mm	Length mm
21SFRP06MPN	6	17	30.5
21SFRP08MPN	8	17	37
Tech Sheet 508			

You might also need
Parker Legris Pneumatic Tube
see page **908**



Other materials, seals and finishes available on request, please contact our technical department for further details.

SERIES 21 QUICK COUPLING WORLDWIDE PROFILE

Working Temperature:
-20°C to +100°C
Standard seal NBR

Maximum Static Working Pressure:
PB 35 bar (500 PSI)

Double Shut Off

Flow Rate:
310 L/min

Material:
Brass, NBR seal (standard series coupling).

Application:
General purpose pneumatic coupling, medical, dental, robotics, instrumentation.

Profile

Couplings

Male Thread, BSPP

2110	Thread	Hex Size mm	Length mm
21KBAW10MPX	1/8"	14	36
21KBAW13MPX	1/4"	17	38
Tech Sheet 509			

Female Thread, BSPP

2110	Thread	Hex Size mm	Length mm
21KBIW10MPX	1/8"	14	36
21KBIW13MPX	1/4"	17	38
Tech Sheet 509			

Quick Fit Tube Connection

2110	To Suit Tube mm	Hex Size mm	Length mm
21KBKO06MPX	6 x 4	14	42
21KBKO08MPX	8 x 6	14	42
Tech Sheet 509			

Hose Tail

2110	To Suit Hose ID	Hex Size mm	Length mm
21KBTF04MPX	4mm (1/8")	14	46
21KBTF06MPX	6mm (1/4")	14	46
21KBTF08MPX	8mm (5/16")	14	46
Tech Sheet 509			

Plugs

Male Thread, BSPP

2110	Thread	Hex Size mm	Length mm
21SBAW10MPX	1/8"	14	40
Tech Sheet 509			

Female Thread, BSPP

2110	Thread	Hex Size mm	Length mm
21SBIW10MPX	1/8"	14	40
Tech Sheet 509			

Hose Tail

2110	To Suit Hose ID	Hex Size mm	Length mm
21SBTF08MPX	8mm (5/16")	14	50
Tech Sheet 509			

Quick Fit Tube Connection

2110	To Suit Tube mm	Hex Size mm	Length mm
21SBKO06MPX	6 x 4	14	46
21SBKO08MPX	8 x 6	14	46
Tech Sheet 509			

Other materials, seals and finishes available on request, please contact our technical department for further details.

SERIES 21 SAFETY QUICK COUPLING
WORLDWIDE PROFILE SAFETY LOCKING

Working Temperature:
-20°C to +100°C
Standard seal NBR

Maximum Static Working Pressure:
PB 35 bar (500 PSI)

Single Shut Off

Profile

Interchangeability:
Rectus design

Material:
Brass nickel plated, NBR seal (standard series coupling).

Application:
Air breathing systems, medical, laboratories, diving suits etc.

Couplings

Male Thread, BSPP

2110	Thread	Hex Size mm	Length mm
21KSAW10MPN	1/8"	14	36
21KSAW13MPN	1/4"	17	38
Tech Sheet 10279			

Female Thread, BSPP

2110	Thread	Hex Size mm	Length mm
21KSIW10MPN	1/8"	14	36
21KSIW13MPN	1/4"	17	38
Tech Sheet 10279			

Hose Tail

2110	To Suit Hose ID	Hex Size mm	Length mm
21KSTF06MPN	6mm (1/4")	14	46
21KSTF08MPN	8mm (5/16")	14	46
21KSTF10MPN	10mm (3/8")	14	46
Tech Sheet 10279			

Plugs

Male Thread, BSPP

2110	Thread	Hex Size mm	Length mm
21SSAW10MXN	1/8"	14	25
21SSAW13MXN	1/4"	17	28
Tech Sheet 10279			

Female Thread, BSPP

2110	Thread	Hex Size mm	Length mm
21SSIW10MXN	1/8"	14	25
21SSIW13MXN	1/4"	17	26
Tech Sheet 10279			

Hose Tail

2110	To Suit Hose ID	Length mm
21SSTF06MXN	6mm (1/4")	32
21SSTF08MXN	8mm (5/16")	32
21SSTF10MXN	10mm (3/8")	33
Tech Sheet 10279		

Other materials, seals and finishes available on request, please contact our technical department for further details.

SERIES 21 CODED QUICK COUPLINGS

Working Temperature:
-20°C to +100°C
Standard seal NBR

Maximum Static Working Pressure:
PB 35 bar (500 PSI)

Single Shut Off

Interchangeability:
Rectus design

Material:
Brass nickel plated, NBR seal (standard series coupling).

Application:
Non-interchangeable, each coupling and plug has an individual shape so they can only be connected to each other, colour coded, one hand operation.

Profile

Couplings

Male Thread, BSPP

2110	Colour	Thread	Length mm
21KAAW10MPN0	Green	1/8"	47
21KAAW10MPN3	Brown	1/8"	47
21KAAW10MPN6	Blue	1/8"	47
21KAAW10MPN8	Red	1/8"	47
21KAAW13MPN0	Green	1/4"	47
21KAAW13MPN3	Brown	1/4"	47
21KAAW13MPN6	Blue	1/4"	47
21KAAW13MPN8	Red	1/4"	47
Tech Sheet 510			

Female Thread, BSPP

2110	Colour	Thread	Length mm
21KAIW10MPN0	Green	1/8"	47
21KAIW10MPN6	Blue	1/8"	47
21KAIW10MPN8	Red	1/8"	47
21KAIW13MPN0	Green	1/4"	47
21KAIW13MPN6	Blue	1/4"	47
21KAIW13MPN8	Red	1/4"	47
Tech Sheet 510			

Hose Tail

2110	Colour	To Suit Hose ID mm	Length mm
21KATF10MPN8	Red	10	69
Tech Sheet 510			

Plugs

Male Thread, BSPP

2110	Colour	Thread	Length mm
21SFAW10MXN0	Green	1/8"	39.5
21SFAW10MXN3	Brown	1/8"	39.5
21SFAW10MXN6	Blue	1/8"	39.5
21SFAW10MXN8	Red	1/8"	39.5
21SFAW13MXN0	Green	1/4"	41.5
21SFAW13MXN3	Brown	1/4"	41.5
21SFAW13MXN6	Blue	1/4"	41.5
21SFAW13MXN8	Red	1/4"	41.5
Tech Sheet 510			

Female Thread, BSPP

2110	Colour	Thread	Length mm
21SFIW10MXN0	Green	1/8"	38.5
21SFIW10MXN3	Brown	1/8"	38.5
21SFIW10MXN6	Blue	1/8"	38.5
21SFIW10MXN8	Red	1/8"	38.5
21SFIW13MXN0	Green	1/4"	39
21SFIW13MXN3	Brown	1/4"	39
21SFIW13MXN6	Blue	1/4"	39
21SFIW13MXN8	Red	1/4"	39
Tech Sheet 510			



Hose Tail

2110	Colour	To Suit Hose ID mm	Length mm
21SFTF04MXN0	Green	4	47
21SFTF04MXN6	Blue	4	47
21SFTF06MXN8	Red	6	47
Tech Sheet 510			

Other materials, seals and finishes available on request, please contact our technical department for further details.

SERIES 21 QUICK COUPLING
WORLDWIDE PROFILE THERMOPLASTIC

Working Temperature:
Rectupom -20°C to +80°C
Rectuchem -20°C to +120°C

Working Pressure:
Rectupom 10 bar @ 20°C
Rectuchem 8 bar @ 20°C

Double Shut Off

Interchangeability:
Rectus design

Material:
RectuPom – thermoplastic POM Black
RectuChem – thermoplastic PVDF White

Application:
Suitable for liquids, gases, drinking water, laboratories, medical technology and food areas.

Profile

Couplings

Male Thread, BSPP, RectuPom

2110	Thread	Hex Size mm	Length mm
21KBAW10DPX	1/8"	17	50
21KBAW13DPX	1/4"	17	52
Tech Sheet 10280			

Female Thread, BSPP, RectuPom

2110	Thread	Hex Size mm	Length mm
21KBIW10DPX	1/8"	17	53
21KBIW13DPX	1/4"	17	53
Tech Sheet 10280			

Hose Tail, RectuPom

2110	To Suit Hose ID mm	Hex Size mm	Length mm
21KBTF04DPX	4	17	60
21KBTF06DPX	6	17	60
Tech Sheet 10280			

Quick Fit Tube Connection, RectuPom

2110	To Suit Tube mm	Hex Size mm	Length mm
21KBKO06DPX	4 x 6	17	56
Tech Sheet 10280			

Female Thread, BSPP, RectuChem

2110	Thread	Hex Size mm	Length mm
21KBIW10FVX	1/8"	17	53
Tech Sheet 10280			

Quick Fit Tube Connection, RectuChem

2110	To Suit Tube mm	Hex Size mm	Length mm
21KBKO06FVX	4 x 6	17	56
Tech Sheet 10280			

Panel Mount, Quick Fit Tube Connection, RectuPom

2110	To Suit Tube mm	Hex Size mm	Length mm
21KBKS06DPX	4 x 6	17	68
Tech Sheet 10280			

Other materials, seals and finishes available on request, please contact our technical department for further details.

SERIES 21 THERMOPLASTIC QUICK COUPLING WORLDWIDE PROFILE

Plugs

Male Thread, BSPP, RectuPom

2110	Thread	Hex Size mm	Length mm
21SFAW10DXX	1/8"	14	25
21SFAW13DXX	1/4"	17	28
Tech Sheet 10280			

Quick Fit Tube Connection, RectuPom

2110	To Suit Tube mm	Hex Size mm	Length mm
21SFKO06DXX	4 x 6	14	32
Tech Sheet 10280			

Quick Fit Tube Connection, RectuChem

2110	To Suit Tube mm	Hex Size mm	Length mm
21SFKO08FXX	6 x 8	17	32
Tech Sheet 10280			

Female Thread, BSPP, RectuPom

2110	Thread	Hex Size mm	Length mm
21SFIW13DXX	1/4"	17	25
Tech Sheet 10280			

Female Thread, BSPP, RectuChem

2110	Thread	Hex Size mm	Length mm
21SFIW13FXX	1/4"	17	26
Tech Sheet 10280			

Hose Tail, RectuPom

2110	To Suit Hose ID mm	Length mm
21SFTF06DXX	6	32
Tech Sheet 10280		

Panel Mount, Standard Hose Tail, RectuChem

2110	To Suit Hose ID mm	Hex Size mm	Length mm
21SFTS04FXX	4	14	50
Tech Sheet 10280			

Other materials, seals and finishes available on request, please contact our technical department for further details.

You might also need
Translucent Silicone & FEP Tubing
see page **909**

SERIES 21 THERMOPLASTIC QUICK COUPLING WORLDWIDE PROFILE

Plugs (with Valve)

Male Thread, BSPP, RectuPom

2110	Thread	Hex Size mm	Length mm
21SBAW10DPX	1/8"	17	36
21SBAW13DPX	1/4"	17	38
Tech Sheet 10280			

Quick Fit Tube Connection, RectuPom

2110	To Suit Tube mm	Hex Size mm	Length mm
21SBKO06DPX	4 x 6	17	42
Tech Sheet 10280			

Quick Fit Tube Connection, RectuChem

2110	To Suit Tube mm	Hex Size mm	Length mm
21SBKO08FVX	6 x 8	17	42
Tech Sheet 10280			

Female Thread, BSPP, RectuPom

2110	Thread	Hex Size mm	Length mm
21SBIW10DPX	1/8"	17	39
21SBIW13DPX	1/4"	17	41
Tech Sheet 10280			

Panel Mount, Quick Fit Tube Connection, RectuPom

2110	To Suit Tube mm	Hex Size mm	Length mm
21SBKS06DPX	4 x 6	17	54
Tech Sheet 10280			

Sleeve Mounting for Front Panel Installation

Panel Mount, Quick Fit Tube Connection, RectuPom

2110	To Suit Tube mm	Hex Size mm	Length mm
21KBKE06DPX	4 x 6	17	56
Tech Sheet 10280			

Panel Mount, Quick Fit Tube Connection, RectuChem

2110	To Suit Tube mm	Hex Size mm	Length mm
21KBKE06FVX	4 x 6	17	56
Tech Sheet 10280			

Panel Mount, Standard Hose Tail, RectuPom

2110	To Suit Hose ID mm	Hex Size mm	Length mm
21KBTE04DPX	4	17	60
Tech Sheet 10280			

Other materials, seals and finishes available on request, please contact our technical department for further details.

For **FT Pro Polypropylene Hose Tails & Adaptors** see page **1149**

SERIES 22 QUICK COUPLING ARO PROFILE

Working Temperature:
-20°C to +100°C

Maximum Working Pressure:
35 bar

Single Shut Off

Interchangeability:
Rectus 14, Aro 210, Parker 50, Orion 44510, JWL 522 & JWL 532

Material:
Brass nickel plated, NBR seal (standard series coupling).

Application:
Coupling system with single-hand operation. High Flow valve for optimum flow and low pressure drop. Specially suited to use with gaseous media in industry. The steel sleeve counters oscillating forces

Profile

Couplings

Male Thread, BSPP

2210	Thread	Hex Size mm	Length mm
22KAAK13MPN	1/4"	19	61
22KAAK17MPN	3/8"	19	60
Tech Sheet 30001			

Female Thread, BSPP

2210	Thread	Hex Size mm	Length mm
22KAIW13MPN	1/4"	19	56
22KAIW21MPN	1/2"	24	58
Tech Sheet 30001			

Hose Tail

2210	To Suit Hose ID mm	Hex Size mm	Length mm
22KATF06MPN	6	19	74
22KATF08MPN	8	19	74
22KATF13MPN	13	19	74
Tech Sheet 30001			

Plugs

Male Thread, BSPT

2210	Thread	Hex Size mm	Length mm
22SFAK13SXN	1/4"	14	41
22SFAK17SXN	3/8"	17	41
22SFAK21SXN	1/2"	22	46
Tech Sheet 30001			

Female Thread, BSPP

2210	Thread	Hex Size mm	Length mm
22SFIW13SXN	1/4"	17	35
22SFIW17SXN	3/8"	19	35
22SFIW21SXN	1/2"	24	38
Tech Sheet 30001			

Hose Tail

2210	To Suit Hose ID	Length mm
22SFTF06SXN	6	49
22SFTF08SXN	8	49
22SFTF10SXN	10	49
22SFTF13SXN	13	49
Tech Sheet 30001		

SERIES 23 INDUSTRIAL INTERCHANGE HIGH FLOW QUICK CONNECT AIR COUPLINGS

Working Temperature:
-20°C to +100°C
Standard seal NBR

Maximum Static Working Pressure:
PB 35 bar (500 PSI)

Single Shut Off

Interchangeability:
Norgren Dynaquip DC3, Hanson 3000, Parker, US C4109 1/4", ISO 6150

Flow Rate:
900 L/min

Material:
Brass nickel plated, NBR seal (standard series coupling).

Application:
General purpose pneumatic coupling



Profile

Couplings

Male Thread, BSPT

2310	Thread	Hex Size mm	Length mm
23KAAK13MPN	1/4"	19	60
23KAAK17MPN	3/8"	19	60
23KAAK21MPN	1/2"	22	61
Tech Sheet 511			

Female Thread, BSPP

2310	Thread	Hex Size mm	Length mm
23KAIW13MPN	1/4"	19	56
23KAIW17MPN	3/8"	19	55
23KAIW21MPN	1/2"	24	58
Tech Sheet 511			

Hose Tail

2310	To Suit Hose ID	Hex Size mm	Length mm
23KATF06MPN	6mm (1/4")	19	74
23KATF08MPN	8mm (5/16")	19	74
23KATF09MPN	9mm	19	74
23KATF10MPN	10mm (3/8")	19	74
23KATF13MPN	13mm (1/2")	19	74
Tech Sheet 511			

Plugs

Male Thread, BSPT

2310	Thread	Hex Size mm	Length mm
23SFAK10SXN	1/8"	13	39
23SFAK13SXN	1/4"	14	42
23SFAK17SXN	3/8"	17	42
23SFAK21SXN	1/2"	22	48
Tech Sheet 511			

Female Thread, BSPP

2310	Thread	Hex Size mm	Length mm
23SFIW10SXN	1/8"	14	36
23SFIW13SXN	1/4"	17	36
23SFIW17SXN	3/8"	19	36
23SFIW21SXN	1/2"	24	39
Tech Sheet 511			

Hose Tail

2310	To Suit Hose ID	Length mm
23SFTF06SXN	6mm (1/4")	51
23SFTF08SXN	8mm (5/16")	51
23SFTF09SXN	9mm	51
23SFTF10SXN	10mm (3/8")	51
23SFTF13SXN	13mm (1/2")	51
Tech Sheet 511		

Other materials, seals and finishes available on request, please contact our technical department for further details.

SERIES 24 QUICK COUPLING ISO 6150 B PROFILE

Working Temperature:
-20°C to +100°C
Standard seal NBR

Maximum Static Working Pressure:
PB 35 bar (500 PSI)

Single Shut Off

Interchangeability:
Series 23, Norgren DC3, Hanson 3000.

Material:
Brass

Application:
General purpose pneumatic coupling

Profile

Couplings

Male Thread, BSPP

0194	Thread	Hex Size mm	Length mm
24KAAW13MPX	1/4"	22	43
24KAAW17MPX	3/8"	22	43
24KAAW21MPX	1/2"	22	46
Tech Sheet 513			

Female Thread, BSPP

0194	Thread	Hex Size mm	Length mm
24KAIW13MPX	1/4"	22	43
24KAIW17MPX	3/8"	22	43
24KAIW21MPX	1/2"	22	46
Tech Sheet 513			

Hose Tail

0194	To Suit Hose ID	Hex Size mm	Length mm
24KATF06MPX	6mm (1/4")	21	60
24KATF08MPX	8mm (5/16")	21	60
24KATF10MPX	10mm (3/8")	21	60
24KATF13MPX	13mm (1/2")	21	60
Tech Sheet 513			

Plugs

Male Thread, BSPT

2310	Thread	Hex Size mm	Length mm
23SFAK10SXN	1/8"	13	39
23SFAK13SXN	1/4"	14	42
23SFAK17SXN	3/8"	17	42
23SFAK21SXN	1/2"	22	48
Tech Sheet 513			

Female Thread, BSPP

2310	Thread	Hex Size mm	Length mm
23SFIW10SXN	1/8"	14	36
23SFIW13SXN	1/4"	17	36
23SFIW17SXN	3/8"	19	36
23SFIW21SXN	1/2"	24	39
Tech Sheet 513			

Hose Tail

2310	To Suit Hose ID	Length mm
23SFTF06SXN	6mm (1/4")	51
23SFTF08SXN	8mm (5/16")	51
23SFTF09SXN	9mm	51
23SFTF10SXN	10mm (3/8")	51
23SFTF13SXN	13mm (1/2")	51
Tech Sheet 513		

Other materials, seals and finishes available on request, please contact our technical department for further details.

SERIES 25 QUICK COUPLING EUROPEAN PROFILE

Working Temperature:
-20°C to +100°C
Standard seal NBR

Maximum Static Working Pressure:
PB 35 bar (500 PSI)

Single Shut Off

Interchangeability:
Rectus 26, 1600, 1625, JWL 520, 530.

Flow Rate:
1800 L/min

Material:
Brass nickel plated

Application:
General purpose pneumatic coupling Euro standard design.

ULTRA-FLO »»

Profile

Couplings

Male Thread, BSPT

2510	Thread	Hex Size mm	Length mm
25KAAK13MPN	1/4"	19	60
25KAAK17MPN	3/8"	19	60
25KAAK21MPN	1/2"	22	61
Tech Sheet 514			

Female Thread, BSPP

2510	Thread	Hex Size mm	Length mm
25KAIW13MPN	1/4"	19	56
25KAIW17MPN	3/8"	19	55
25KAIW21MPN	1/2"	24	58
Tech Sheet 514			

Hose Tail

2510	To Suit Hose ID	Hex Size mm	Length mm
25KATF06MPN	6mm (1/4")	19	74
25KATF08MPN	8mm (5/16")	19	74
25KATF09MPN	9mm	19	74
25KATF10MPN	10mm (3/8")	19	74
25KATF13MPN	13mm (1/2")	19	74
Tech Sheet 514			

Quick Fit Tube Connection

2510	To Suit Tube mm	Hex Size mm	Length mm
25KAK008MPN	6 x 8	19	60
Tech Sheet 514			

Panel Mount, Standard Hose Tail

2510	To Suit Hose ID	Hex Size mm	Length mm
25KATS08MPN	8mm (5/16")	19	80
25KATS10MPN	10mm (3/8")	19	87
Tech Sheet 514			

Quick Fit Tube Connection with Spring Guard

2510	To Suit Tube mm	Hex Size mm	Length mm
25KAKK08MPN	6 x 8	19	144
25KAKK10MPN	8 x 10	19	155
Tech Sheet 514			

Other materials, seals and finishes available on request, please contact our technical department for further details.

SERIES 25 QUICK COUPLING EUROPEAN PROFILE

Working Temperature:
-20°C to +100°C
Standard seal NBR

Maximum Static Working Pressure:
PB 35 bar (500 PSI)

Interchangeability:
Rectus design

Material:
Steel zinc plated

Application:
General purpose pneumatic coupling

Plugs

Male Thread, BSPT

2510	Thread	Hex Size mm	Length mm
25SFAK10SXN	1/8"	13	33
25SFAK13SXN	1/4"	14	37
25SFAK17SXN	3/8"	17	37
25SFAK21SXN	1/2"	22	43
Tech Sheet 514			

Female Thread, BSPP

2510	Thread	Hex Size mm	Length mm
25SFIW10SXN	1/8"	14	30
25SFIW13SXN	1/4"	17	38.5
25SFIW17SXN	3/8"	19	39.5
25SFIW21SXN	1/2"	24	44
Tech Sheet 514			

Hose Tail

2510	To Suit Hose ID	Length mm
25SFTF06SXN	6mm (1/4")	48
25SFTF08SXN	8mm (5/16")	48
25SFTF09SXN	9mm	48
25SFTF10SXN	10mm (3/8")	48
25SFTF13SXN	13mm (1/2")	48
Tech Sheet 514		

Y Connector



2 x Coupling Outlets, 1 x Plug Inlet

2510	Length mm
25Y	114
Tech Sheet 514	

Triple Outlet Connectors

3 x Coupling Outlets, 1 x 3/8" BSPP Inlet

2510	Length mm
25W	119
Tech Sheet 514	

3 x Coupling Outlets, 1 x 1/4" BSPP Inlet

2510
M3-25
Tech Sheet 514

NUAIR

For **Compressors**
see page **1699-1703**

Other materials, seals and finishes available on request, please contact our technical department for further details.

SERIES 25 QUICK COUPLING EUROPEAN PROFILE

Free Angle Rotating Joint

Male Thread, BSPT, Steel Nickel Plated

2510	Thread
25FAAK13SPN	1/4"

Male Thread x Female Thread, BSPP, Steel Nickel Plated

2510	Thread
FA13A13ISPN	1/4"
FA17A17ISPN	3/8"

Leader Hoses

A 'Leader Hose' is a length of flexible hose which should be fitted between a air tool and the connecting coupling. By absorbing the impact of a pneumatic impact tool, a leader hose will significantly increase the life expectancy of the coupling.

3/8" Bore Rubber-Tech Hose, Series 25 Plug x Male Thread, BSPT

2510	Thread	Length mm
LH25/13K	1/4"	381
LH25/17K	3/8"	381

WARNING – Leader Hoses

The Health and Safety Executive guide states - "the plug should not be screwed directly into the inlet port, but should be fitted onto a short isolation hose, thus isolating the plug and coupling from the tool vibration".

Flexible Connectors

This rotating joint, when installed between the airline and hand tool, reduces operator wrist and elbow strain. It also acts as a universal joint and prevents kinks appearing in the airline.

Male Thread, BSP x Female Thread, BSPP

0560	Male Thread	Female Thread
FC04	1/4"	1/4"

Male Thread, BSPT x Female Thread, BSPP

0560	Male Thread	Female Thread
FE101	1/4"	1/4"

Recoil Eliminator (Anti-Whip)

Hose Tail, Steel Nickel Plated

2510	To Suit Hose ID	Hex Size mm	Length mm
25SRTF10SXN	10mm (3/8")	21	60

Other materials, seals and finishes available on request, please contact our technical department for further details.

SERIES 25 QUICK COUPLING EUROPEAN PROFILE

Working Temperature:
-20°C to +100°C
Standard seal NBR

Maximum Static Working Pressure:
PB 35 bar (500 PSI)

Double Shut Off

Interchangeability:
Rectus design

Material:
Brass, NBR seal (standard series coupling).

Application:
General purpose pneumatic coupling, double shut off, Rectus Ultra-Flo valve.

Profile

Couplings

Male Thread, BSPT

2510	Thread	Hex Size mm	Length mm
25KBAK13BPX	1/4"	19	60
25KBAK17BPX	3/8"	19	59
25KBAK21BPX	1/2"	22	57.5
Tech Sheet 515			

Female Thread, BSPP

2510	Thread	Hex Size mm	Length mm
25KBIW13BPX	1/4"	19	56
25KBIW17BPX	3/8"	19	55
25KBIW21BPX	1/2"	24	58
Tech Sheet 515			



Hose Tail

2510	To Suit Hose ID	Hex Size mm	Length mm
25KBTF06BPX	6mm (1/4")	19	74
25KBTF08BPX	8mm (5/16")	19	74
25KBTF10BPX	10mm (3/8")	19	74
25KBTF13BPX	13mm (1/2")	19	74
Tech Sheet 515			

Plugs

Male Thread, BSPP

2510	Thread	Hex Size mm	Length mm
25SBAW13MPX	1/4"	22	43
25SBAW17MPX	3/8"	22	43
25SBAW21MPX	1/2"	22	46
Tech Sheet 515			

Female Thread, BSPP

2510	Thread	Hex Size mm	Length mm
25SBIW13MPX	1/4"	22	43
25SBIW17MPX	3/8"	22	43
25SBIW21MPX	1/2"	22	46
Tech Sheet 515			

Hose Tail

2510	To Suit Hose ID	Hex Size mm	Length mm
25SBTF06MPX	6mm (1/4")	21	60
25SBTF08MPX	8mm (5/16")	21	60
25SBTF10MPX	10mm (3/8")	21	60
25SBTF13MPX	13mm (1/2")	21	60
Tech Sheet 515			

Other materials, seals and finishes available on request, please contact our technical department for further details.

SERIES 1600 SAFETY QUICK COUPLING SELF VENTING

Working Temperature:
-20°C to +100°C
Standard seal NBR

Maximum Static Working Pressure:
PB 12 bar (174 PSI)

Single Shut Off

Interchangeability:
Rectus design

Material:
Steel nickel plated

Application:
General purpose pneumatic coupling self-venting safety feature EN 983, ISO 4414, ISO 6150.

New updated version of the 25KE self venting couplings. Still interchangeable with original 25 Series couplings.

Profile

Couplings

Male Thread, BSPP

0194	Thread	Hex Size mm	Length mm
1600KEAK13SPN	1/4"	19	64.5
Tech Sheet 60256			

Female Thread, BSPP

0194	Thread	Hex Size mm	Length mm
1600KEIW13SPN	1/4"	19	59
1600KEIW17SPN	3/8"	19	59
1600KEIW21SPN	1/2"	24	61.5
Tech Sheet 60256			

Hose Tail

0194	To Suit Hose ID	Hex Size mm	Length mm
1600KETF09SPN	9mm	19	79.5
1600KETF10SPN	10mm (3/8")	19	79.5
1600KETF13SPN	13mm (1/2")	19	79.5
Tech Sheet 60256			

Plugs

Male Thread, BSPT, Steel Nickel Plated

2510	Thread	Hex Size mm	Length mm
25SFAK10SXN	1/8"	13	33
25SFAK13SXN	1/4"	14	37
25SFAK17SXN	3/8"	17	37
25SFAK21SXN	1/2"	22	43
Tech Sheet 514			

Female Thread, BSPP, Steel Nickel Plated

2510	Thread	Hex Size mm	Length mm
25SFIW10SXN	1/8"	14	30
25SFIW13SXN	1/4"	17	38.5
25SFIW17SXN	3/8"	19	39.5
25SFIW21SXN	1/2"	24	44
Tech Sheet 514			

Hose Tail, Steel Nickel Plated

2510	To Suit Hose ID	Length mm
25SFTF06SXN	6mm (1/4")	48
25SFTF08SXN	8mm (5/16")	48
25SFTF09SXN	9mm	48
25SFTF10SXN	10mm (3/8")	48
25SFTF13SXN	13mm (1/2")	48
Tech Sheet 514		

Other materials, seals and finishes available on request, please contact our technical department for further details.

SERIES 25 PREMIUM CODED QUICK COUPLING

Working Temperature:
-20°C to +100°C
Standard seal NBR

Maximum Static Working Pressure:
PB 35 bar (500 PSI)

Single Shut Off

Interchangeability:
Rectus design

Application:
Non-interchangeable, each coupling and plug has an individual shape so they can only be connected to each other, colour coded, one hand operation.

Profile

Couplings

Male Thread, BSPP

2510	Colour	Thread	Length mm
25KAAW13BPX6	Blue	1/4"	60
25KAAW13BPX8	Red	1/4"	60
25KAAW17BPX6	Blue	3/8"	60
25KAAW17BPX8	Red	3/8"	60
25KAAW21BPX8	Red	1/2"	61
Tech Sheet 517			

Female Thread, BSPP

2510	Colour	Thread	Length mm
25KAIW13BPX0	Green	1/4"	55
25KAIW13BPX3	Brown	1/4"	55
25KAIW13BPX6	Blue	1/4"	55
25KAIW13BPX8	Red	1/4"	55
25KAIW17BPX6	Blue	3/8"	55
25KAIW17BPX8	Red	3/8"	55
25KAIW21BPX3	Brown	1/2"	58
25KAIW21BPX6	Blue	1/2"	58
25KAIW21BPX8	Red	1/2"	58
Tech Sheet 517			

Hose Tail

2510	Colour	To Suit Hose ID mm	Length mm
25KATF06BPX3	Brown	6	74
25KATF06BPX6	Blue	6	74
25KATF06BPX8	Red	6	74
25KATF09BPX6	Blue	9	74
25KATF09BPX8	Red	9	74
Tech Sheet 517			

Plugs

Male Thread, BSPP

2510	Colour	Thread	Length mm
25SFAW13MXX6	Blue	1/4"	37
25SFAW13MXX8	Red	1/4"	37
25SFAW17MXX6	Blue	3/8"	37
Tech Sheet 517			

Female Thread, BSPP

2510	Colour	Thread	Length mm
25SFIW13MXX0	Green	1/4"	33
25SFIW13MXX3	Brown	1/4"	33
25SFIW13MXX6	Blue	1/4"	33
25SFIW13MXX8	Red	1/4"	33
25SFIW17MXX0	Green	3/8"	33
25SFIW17MXX6	Blue	3/8"	33
25SFIW17MXX8	Red	3/8"	33
Tech Sheet 517			



Hose Tail

2510	Colour	To Suit Hose ID mm	Length mm
25SFTF09MXX6	Blue	9	50.5
25SFTF09MXX8	Red	9	50.5
Tech Sheet 517			

Other materials, seals and finishes available on request, please contact our technical department for further details.

SERIES 25 SAFETY QUICK COUPLING
PARKER PROFILE SAFETY LOCK

Working Temperature:
-20°C to +100°C
Standard seal NBR

Maximum Static Working Pressure:
PB 35 bar (500 PSI)

Single Shut Off

Interchangeability:
Rectus design

Material:
Coupling: Steel nickel plated. NBR seal (standard series coupling).
Plug: Steel zinc plated.

Application:
Two-handed disconnection prevents accidental disconnection.
The coupling and plug must firstly be pushed together before the sleeve is pulled back.

Profile

Couplings

Male Thread, BSPT

2510	Thread	Hex Size mm	Length mm
25KSAK13SPN	1/4"	19	60
Tech Sheet 519			

Hose Tail

2510	To Suit Hose ID	Hex Size mm	Length mm
25KSTF10SPN	10mm (3/8")	19	74
25KSTF13SPN	13mm (1/2")	19	74
Tech Sheet 519			

Plugs

Male Thread, BSPT

2510	Thread	Hex Size mm	Length mm
25SSAK13SXN	1/4"	14	37
25SSAK17SXN	3/8"	17	37
25SSAK21SXN	1/2"	22	43
Tech Sheet 519			

Female Thread, BSPP

2510	Thread	Hex Size mm	Length mm
25SSIW13SXN	1/4"	17	33
25SSIW17SXN	3/8"	19	33
Tech Sheet 519			

Hose Tail

2510	To Suit Hose ID	Length mm
25SSTF08SXN	8mm (5/16")	48
25SSTF10SXN	10mm (3/8")	48
25SSTF13SXN	13mm (1/2")	48
Tech Sheet 519		

Other materials, seals and finishes available on request, please contact our technical department for further details.

SERIES 25 QUICK COUPLING EUROPEAN PROFILE STAINLESS STEEL

stainless steel

Working Temperature:
-15°C to +200°C
Standard seal FKM

Maximum Static Working Pressure:
PB 35 bar (500 PSI)

Single Shut Off

Interchangeability:
Rectus 26

Material:
Stainless steel coupling and plug

Application:
General purpose pneumatic coupling, stainless steel.

Profile

Couplings

Male Thread, BSPP

2510	Thread	Hex Size mm	Length mm
25KAAW13RVX	1/4"	19	59
25KAAW17RVX	3/8"	19	57.5
Tech Sheet 518			

Female Thread, BSPP

2510	Thread	Hex Size mm	Length mm
25KAIW13RVX	1/4"	19	56
25KAIW17RVX	3/8"	19	55
25KAIW21RVX	1/2"	24	56
Tech Sheet 518			



Hose Tail

2510	To Suit Hose ID	Hex Size mm	Length mm
25KATF10RVX	10mm (3/8")	19	74
25KATF13RVX	13mm (1/2")	19	74
Tech Sheet 518			

Plugs

Male Thread, BSPP

2510	Thread	Hex Size mm	Length mm
25SFAW13RXX	1/4"	17	33.5
25SFAW17RXX	3/8"	19	33
25SFAW21RXX	1/2"	24	38
Tech Sheet 518			

Female Thread, BSPP

2510	Thread	Hex Size mm	Length mm
25SFIW13RXX	1/4"	17	38.5
25SFIW17RXX	3/8"	19	39.5
25SFIW21RXX	1/2"	24	44
Tech Sheet 518			

Hose Tail

2510	To Suit Hose ID	Length mm
25SFTF06RXX	6mm (1/4")	48
25SFTF08RXX	8mm (5/16")	48
25SFTF10RXX	10mm (3/8")	48
25SFTF13RXX	13mm (1/2")	48
Tech Sheet 518		

Other materials, seals and finishes available on request, please contact our technical department for further details.

SERIES 25 SAFETY QUICK COUPLING
PARKER PROFILE SAFETY LOCKING

Working Temperature:
-20°C to +100°C
Standard seal NBR

Maximum Static Working Pressure:
PB 35 bar (500 PSI)

Double Shut Off

Interchangeability:
Rectus design

Flow Rate:
Double valved 710 L/min

Material:
Brass nickel plated

Application:
General purpose pneumatic coupling

Profile

ULTRA-FLO

Couplings (Steel sleeve)

Male Thread, BSPT

2510	Thread	Hex Size mm	Length mm
25KDAK13BPNS	1/4"	19	60

Female Thread, BSPP

2510	Thread	Hex Size mm	Length mm
25KDIW13BPNS	1/4"	19	56
25KDIW21BPNS	1/2"	24	58

Hose Tail

2510	To Suit Hose ID	Hex Size mm	Length mm
25KDTF08BPNS	8mm (5/16")	19	74

Plugs (Valved)

Male Thread, BSPP

2510	Thread	Hex Size mm	Length mm
25SDAW13MPN	1/4"	22	43
25SDAW17MPN	3/8"	22	43
25SDAW21MPN	1/2"	22	46

Female Thread, BSPP

2510	Thread	Hex Size mm	Length mm
25SDIW13MPN	1/4"	22	43
25SDIW17MPN	3/8"	22	43
25SDIW21MPN	1/2"	24	46

Hose Tail

2510	To Suit Hose ID	Hex Size mm	Length mm
25SDTF08MPN	8mm (5/16")	21	60
25SDTF10MPN	10mm (3/8")	21	60
25SDTF13MPN	13mm (1/2")	21	60

Other materials, seals and finishes available on request, please contact our technical department for further details.

SERIES 26 QUICK COUPLING EUROPEAN PROFILE

Working Temperature:
-20°C to +100°C
Standard seal NBR

Maximum Static Working Pressure:
PB 35 bar (500 PSI)

Single Shut Off

Interchangeability:
Festo KD Series

Material:
Brass

Application:
General purpose pneumatic coupling

Profile

Couplings

Male Thread, BSPP

2610	Thread	Hex Size mm	Length mm
26KAAW10MPX	1/8"	22	43
26KAAW13MPX	1/4"	22	39
26KAAW17MPX	3/8"	22	41
26KAAW21MPX	1/2"	22	44
Tech Sheet 520			

Female Thread, BSPP

2610	Thread	Hex Size mm	Length mm
26KAIW13MPX	1/4"	22	41
26KAIW17MPX	3/8"	22	41
26KAIW21MPX	1/2"	24	44
Tech Sheet 520			

Hose Tail

2610	To Suit Hose ID	Hex Size mm	Length mm
26KATF06MPX	6mm (1/4")	21	58
26KATF08MPX	8mm (5/16")	21	58
26KATF09MPX	9mm	21	58
26KATF10MPX	10mm (3/8")	21	58
26KATF13MPX	13mm (1/2")	21	58
Tech Sheet 520			

Plugs

Male Thread, BSPP

2610	Thread	Hex Size mm	Length mm
25SFAW10MXX	1/8"	14	31
25SFAW13MXX	1/4"	17	33
25SFAW17MXX	3/8"	19	33
25SFAW21MXX	1/2"	24	38
Tech Sheet 520			

Female Thread, BSPP

2610	Thread	Hex Size mm	Length mm
25SFIW10MXX	1/8"	14	30
25SFIW13MXX	1/4"	17	33
25SFIW17MXX	3/8"	19	33
25SFIW21MXX	1/2"	24	35
Tech Sheet 520			

Hose Tail

2610	To Suit Hose ID	Length mm
25SFTF06MXX	6mm (1/4")	48
25SFTF08MXX	8mm (5/16")	48
25SFTF09MXX	9mm	48
25SFTF10MXX	10mm (3/8")	48
25SFTF13MXX	13mm (1/2")	48
Tech Sheet 520		

Y Connector

2 x Coupling Outlets, 1 x Plug Inlet

2610	Length mm
26Y	90
Tech Sheet 520	

Triple Outlet Connector

3 x Coupling Outlets, 1 x 3/8" BSPP Inlet

2610	Length mm
26W	96
Tech Sheet 520	

Other materials, seals and finishes available on request, please contact our technical department for further details.

SERIES 26 QUICK COUPLING EUROPEAN PROFILE

Working Temperature:
-20°C to +100°C
Standard seal NBR

Maximum Static Working Pressure:
PB 35 bar (500 PSI)

Double Shut Off

Interchangeability:
Rectus design

Material:
Brass

Application:
General purpose pneumatic coupling

Profile

Couplings

Male Thread, BSPP

2610	Thread	Hex Size mm	Length mm
26KBAW13MPX	1/4"	22	39
26KBAW17MPX	3/8"	22	41
26KBAW21MPX	1/2"	24	42
Tech Sheet 520			

Female Thread, BSPP

2610	Thread	Hex Size mm	Length mm
26KBIW13MPX	1/4"	22	41
26KBIW17MPX	3/8"	22	41
26KBIW21MPX	1/2"	24	44
Tech Sheet 520			

Hose Tail

2610	To Suit Hose ID	Hex Size mm	Length mm
26KBTF06MPX	6mm (1/4")	21	58
26KBTF08MPX	8mm (5/16")	21	58
26KBTF10MPX	10mm (3/8")	21	58
26KBTF13MPX	13mm (1/2")	21	58
Tech Sheet 520			

Plugs

Male Thread, BSPP

2510	Thread	Hex Size mm	Length mm
25SBAW13MPX	1/4"	22	43
25SBAW17MPX	3/8"	22	43
25SBAW21MPX	1/2"	22	46
Tech Sheet 520			

Female Thread, BSPP

2510	Thread	Hex Size mm	Length mm
25SBIW13MPX	1/4"	22	43
25SBIW17MPX	3/8"	22	43
25SBIW21MPX	1/2"	22	46
Tech Sheet 520			

Hose Tail

2510	To Suit Hose ID	Hex Size mm	Length mm
25SBTF06MPX	6mm (1/4")	21	60
25SBTF08MPX	8mm (5/16")	21	60
25SBTF10MPX	10mm (3/8")	21	60
25SBTF13MPX	13mm (1/2")	21	60
Tech Sheet 520			

Other materials, seals and finishes available on request, please contact our technical department for further details.

FTPRO®

For **Brass & Nickel Plated Brass Hose Tails**
see pages **1140-1146**



SERIES 26 SAFETY QUICK COUPLING EUROPEAN PROFILE SELF VENTING

Working Temperature:
-20°C to +60°C
Standard seal nitrile

Maximum Static Working Pressure:
PB 12 bar (174 PSI)

Single Shut Off

Interchangeability:
Rectus design

EN 983
ISO 4414
ISO 6150

Material:
Brass nickel plated, nitrile seal

Application:
General purpose pneumatic coupling self-venting safety feature.

Profile

Couplings

Male Thread, BSPP

2610	Thread	Hex Size mm	Length mm
26KEAW13MPN	1/4"	22	55
26KEAW17MPN	3/8"	22	55
26KEAW21MPN	1/2"	24	58
Tech Sheet 10281			

Female Thread, BSPP

2610	Thread	Hex Size mm	Length mm
26KEIW13MPN	1/4"	22	57
26KEIW17MPN	3/8"	22	57
26KEIW21MPN	1/2"	24	60
Tech Sheet 10281			

Hose Tail

2610	To Suit Hose ID	Hex Size mm	Length mm
26KETF06MPN	6mm (1/4")	22	71
26KETF08MPN	8mm (5/16")	22	71
26KETF09MPN	9mm	22	71
26KETF10MPN	10mm (3/8")	22	71
26KETF13MPN	13mm (1/2")	22	71
Tech Sheet 10281			

Plugs

Male Thread, BSPT, Steel Nickel Plated

2510	Thread	Hex Size mm	Length mm
25SFAK10SXN	1/8"	13	33
25SFAK13SXN	1/4"	14	37
25SFAK17SXN	3/8"	17	37
25SFAK21SXN	1/2"	22	43
Tech Sheet 514			

Female Thread, BSPP, Steel Nickel Plated

2510	Thread	Hex Size mm	Length mm
25SFIW10SXN	1/8"	14	30
25SFIW13SXN	1/4"	17	38.5
25SFIW17SXN	3/8"	19	39.5
25SFIW21SXN	1/2"	24	44
Tech Sheet 514			

Hose Tail, Steel Nickel Plated

2510	To Suit Hose ID	Length mm
25SFTF06SXN	6mm (1/4")	48
25SFTF08SXN	8mm (5/16")	48
25SFTF09SXN	9mm	48
25SFTF10SXN	10mm (3/8")	48
25SFTF13SXN	13mm (1/2")	48
Tech Sheet 514		

Other materials, seals and finishes available on request, please contact our technical department for further details.

SERIES 26 SAFETY PUSH BUTTON QUICK COUPLING ISO 6150 B ISO 6150 C & EUROPEAN SELF VENTING

Working Temperature:
-20°C up to +100°C

Maximum Working Pressure:
12 bar

Double Shut Off

Profile:
Euro Profile

Interchangeability:
Rectus 25, 1600/1625, JWL 520 and 530.

Material:
Anodised aluminium, brass nickel plated.

Application:
Parker's Safety Quick Coupling Series KP is a safety coupling with pushing button integrating self-venting system according to ISO 6150 B, ISO 6150 and EURO. The self-venting takes place during disconnection in 2 steps - no risk of pressurised hoses being tossed around. When the pushing button is pressed one time, the plug is released yet remains locked in. The coupling valve closes and the air is vented from the air line at the same time. Only then, by pressing the button again, can uncoupling take place safely. The system fulfils the requirements of ISO 4414 - increased safety standards in the work place and make the use easy.

The right plug for self-venting series KP can be found as followings:

- ISO 6150 B; DN 5,5: Plug series 23
- ISO 6150 B; DN 8: Plug series 30
- ISO 6150 C; DN 5,5: Plug series 18
- ISO 6150 B; DN 8: Plug series 84
- EURO; DN 7,4: Plug series 25

Nominal Diameter:
7.4mm

Flow Rate:
1225 L/min (6 bar, dP 0.5 bar)

Profile

Couplings

Male Thread, BSPP

2610	Thread	Hex Size mm	Length mm
26KPAW13APX	1/4"	22	72
26KPAW17APX	3/8"	22	72
26KPAW21APX	1/2"	22	75
Tech Sheet 110818			

Female Thread, BSPP

2610	Thread	Hex Size mm	Length mm
26KPIW13APX	1/4"	22	70.5
26KPIW17APX	3/8"	22	72.5
26KPIW21APX	1/2"	22	74.5
Tech Sheet 110818			

Hose Tail

2610	Thread	Hex Size mm	Length mm
26KPTF06APX	6	22	85.5
26KPTF08APX	8	22	85.5
26KPTF10APX	10	22	85.5
26KPTF13APX	13	22	85.5
Tech Sheet 110818			

FT PRO

For **Rubber Alloy Hose Assemblies** see page **1411**

SERIES 27 QUICK COUPLING EUROPEAN PROFILE

Working Temperature:
Couplings:
-20°C to +100°C
Standard seal NBR

Maximum Static Working Pressure:
PB 35 bar (500 PSI)

Single Shut Off

Interchangeability:
Rectus 41, 100, 1727.

Material:
Brass, nickel plated, NBR seal (standard series) coupling.

Application:
General purpose high-flo pneumatic
Coupling self venting safety feature
Machinery construction, trade and automotive.

Profile

Couplings

Male Thread, BSPT

2710	Thread	Hex Size mm	Length mm
27KAAK13MPN	1/4"	24	63
27KAAK17MPN	3/8"	24	63
27KAAK21MPN	1/2"	24	65
27KAAK26MPN	3/4"	27	65
Tech Sheet 521			

Female Thread, BSPP

2710	Thread	Hex Size mm	Length mm
27KAIW13MPN	1/4"	24	56
27KAIW17MPN	3/8"	24	56
27KAIW21MPN	1/2"	24	56
27KAIW26MPN	3/4"	27	60
Tech Sheet 521			

Hose Tail

2710	To Suit Hose ID	Hex Size mm	Length mm
27KATF06MPN	6mm (1/4")	24	76
27KATF09MPN	9mm	24	76
27KATF10MPN	10mm (3/8")	24	76
27KATF13MPN	13mm (1/2")	24	76
27KATF16MPN	16mm (5/8")	24	76
27KATF19MPN	19mm (3/4")	24	76
Tech Sheet 521			

For **Parker LF3000® Push-In**
see page **793**

Other materials, seals and finishes available on request, please contact our technical department for further details.

SERIES 27 QUICK COUPLING EUROPEAN PROFILE

Working Temperature:
-20°C to +100°C
Standard seal NBR

Maximum Static Working Pressure:
PB 35 bar (500 PSI)

Double Shut Off

Interchangeability:
Rectus design

Material:
Brass

Application:
General purpose high-flo pneumatic couplin

Profile

Couplings

Male Thread, BSPT

0194	Thread	Hex Size mm	Length mm
27KBAK21BPX	1/2"	24	65
Tech Sheet 522			

Female Thread, BSPP

0194	Thread	Hex Size mm	Length mm
27KBIW17BPX	3/8"	24	56
27KBIW21BPX	1/2"	24	56
27KBIW26BPX	3/4"	32	60
Tech Sheet 522			

Hose Tail

0194	To Suit Hose ID mm	Hex Size mm	Length mm
27KBTF10BPX	10mm (3/8")	24	76
27KBTF13BPX	13mm (1/2")	24	76
27KBTF19BPX	19mm (3/4")	24	76
Tech Sheet 522			

Plugs

Male Thread, BSPT

0194	Thread	Hex Size mm	Length mm
27SBAK21MPX	1/2"	24	62.5
27SBAK26MPX	3/4"	27	62.5
Tech Sheet 522			

Female Thread, BSPP

0194	Thread	Hex Size mm	Length mm
27SBIW21MPX	1/2"	24	54.5
Tech Sheet 522			

Hose Tail

0194	To Suit Hose ID	Hex Size mm	Length mm
27SBTF13MPX	13mm (1/2")	24	74
Tech Sheet 522			

Other materials, seals and finishes available on request, please contact our technical department for further details.

SERIES 1700 SAFETY QUICK COUPLING SELF VENTING

Working Temperature:
-20°C to +100°C
Standard seal NBR

Maximum Static Working Pressure:
PB 12 bar (174 PSI)

Single Shut Off

Material:
Brass, nickel plated, NBR seal (standard series) coupling.

Application:
General purpose pneumatic coupling self venting safety feature.
Machinery construction, trade and automotive.

New updated version of the 27KE self venting couplings.
Still interchangeable with original 27 Series couplings.

Profile

Couplings

Male Thread, BSPT

0194	Thread	Hex Size mm	Length mm
1700KEAW17SPN	3/8"	24	67
1700KEAW21SPN	1/2"	24	70
1700KEAW26SPN	3/4"	30	74
Tech Sheet 60257			

Female Thread, BSPP

0194	Thread	Hex Size mm	Length mm
1700KEIW17SPN	3/8"	24	64.5
1700KEIW21SPN	1/2"	24	68
1700KEIW26SPN	3/4"	32	74
Tech Sheet 60257			

Plugs

Male Thread, BSPT

2710	Thread	Hex Size mm	Length mm
27SFAK13SXN	1/4"	17	40
27SFAK17SXN	3/8"	17	40
27SFAK21SXN	1/2"	22	45
27SFAK26SXN	3/4"	27	48
Tech Sheet 60257			

Female Thread, BSPP

2710	Thread	Hex Size mm	Length mm
27SFIW13SXN	1/4"	17	33
27SFIW17SXN	3/8"	19	33
27SFIW21SXN	1/2"	24	37
27SFIW26SXN	3/4"	32	42
Tech Sheet 60257			

Hose Tail

2710	To Suit Hose ID	Length mm
27SFTF06SXN	6mm (1/4")	48
27SFTF09SXN	9mm	48
27SFTF10SXN	10mm (3/8")	48
27SFTF13SXN	13mm (1/2")	48
27SFTF16SXN	16mm (5/8")	48
27SFTF19SXN	19mm (3/4")	48
Tech Sheet 60257		

Other materials, seals and finishes available on request, please contact our technical department for further details.

SERIES 30 QUICK COUPLING ISO 6150 B PROFILE

Working Temperature:
-20°C to +100°C
Standard seal NBR

Maximum Static Working Pressure:
PB 35 bar (500 PSI)

Single Shut Off

Interchangeability:
US-MIL-SPEC-C-4109
ISO 6150B, Gromelle 900 Aro,
Hansen 4000, Parker 30 3/8"

Material:
Brass, nickel plated, NBR seal (standard series) coupling.

Application:
General purpose pneumatic coupling, machinery construction, trade and automotive.

Profile

Couplings

Male Thread, BSPP

3710	Thread	Hex Size mm	Length mm
30KAAW13SPN	1/4"	22	49
30KAAW17SPN	3/8"	22	49
30KAAW21SPN	1/2"	22	52
Tech Sheet 800			

Female Thread, BSPP

3710	Thread	Hex Size mm	Length mm
30KAIW13SPN	1/4"	22	49
30KAIW17SPN	3/8"	22	49
30KAIW21SPN	1/2"	22	52
Tech Sheet 800			

Hose Tail

3710	To Suit Hose ID	Hex Size mm	Length mm
30KATF08SPN	8mm (5/16")	21	66
30KATF10SPN	10mm (3/8")	21	66
Tech Sheet 800			

Plugs

Male Thread, BSPP

3710	Thread	Hex Size mm	Length mm
30SFAW13SXN	1/4"	17	42
30SFAW17SXN	3/8"	19	42
30SFAW21SXN	1/2"	24	46
Tech Sheet 800			

Female Thread, BSPP

3710	Thread	Hex Size mm	Length mm
30SFIW13SXN	1/4"	17	40
30SFIW17SXN	3/8"	19	42
30SFIW21SXN	1/2"	24	43
Tech Sheet 800			

Hose Tail

3710	To Suit Hose ID	Length mm
30SFTF06SXN	6mm (1/4")	55
30SFTF08SXN	8mm (5/16")	55
30SFTF10SXN	10mm (3/8")	55
30SFTF13SXN	13mm (1/2")	55
Tech Sheet 800		

Other materials, seals and finishes available on request, please contact our technical department for further details.

SERIES 33 QUICK COUPLING
ATLAS COPCO PROFILE

Working Temperature:
-20°C to +100°C
Standard seal nitrile

Maximum Static Working Pressure:
PB 35 bar (500 PSI)

Single Shut Off

Interchangeability:
Atlas QIC 10

Material:
Steel nickel plated, nitrile seal

Application:
General purpose high-flo pneumatic couplin

Profile

Couplings

Male Thread, BSPT

3310	Thread	Hex Size mm	Length mm
33KAAK13SPN	1/4"	19	60
33KAAK17SPN	3/8"	19	59
33KAAK21SPN	1/2"	22	60
Tech Sheet 523			

Female Thread, BSPP

3310	Thread	Hex Size mm	Length mm
33KAIW13SPN	1/4"	19	55
33KAIW17SPN	3/8"	19	54
33KAIW21SPN	1/2"	24	57
Tech Sheet 523			



Hose Tail

3310	To Suit Hose ID	Hex Size mm	Length mm
33KATF06SPN	6mm (1/4")	19	73
33KATF08SPN	8mm (5/16")	19	73
33KATF13SPN	13mm (1/2")	19	73
Tech Sheet 523			

Plugs

Male Thread, BSPT

3310	Thread	Hex Size mm	Length mm
33SFAK13SXN	1/4"	14	42
33SFAK17SXN	3/8"	17	42
33SFAK21SXN	1/2"	22	47
Tech Sheet 523			

Female Thread, BSPP

3310	Thread	Hex Size mm	Length mm
33SFIW13SXN	1/4"	17	37
33SFIW17SXN	3/8"	17	37
33SFIW21SXN	1/2"	24	42
Tech Sheet 523			

Hose Tail

3310	To Suit Hose ID	Length mm
33SFTF06SXN	6mm (1/4")	52
33SFTF08SXN	8mm (5/16")	52
33SFTF10SXN	10mm (3/8")	52
33SFTF13SXN	13mm (1/2")	52
Tech Sheet 523		

Other materials, seals and finishes available on request, please contact our technical department for further details.

SERIES 34 QUICK COUPLING ATLAS COPCO PROFILE

Working Temperature:
-20°C to +100°C
Standard seal NBR

Maximum Static Working Pressure:
PB 35 bar (500 PSI)

Single Shut Off

Interchangeability:
Atlas Copco QIC 15

Material:
Steel nickel plated, nitrile seal

Application:
General purpose pneumatic coupling

Profile

ULTRA-FLO »

Couplings

Male Thread, BSPT

3310	Thread	Hex Size mm	Length mm
34KAAK17SPN	3/8"	24	70
34KAAK21SPN	1/2"	24	72
34KAAK26SPN	3/4"	27	72
Tech Sheet 524			



Female Thread, BSPP

3310	Thread	Hex Size mm	Length mm
34KAIW21SPN	1/2"	24	64
34KAIW26SPN	3/4"	32	68
Tech Sheet 524			

Hose Tail

3310	To Suit Hose ID	Hex Size mm	Length mm
34KATF10SPN	10mm (3/8")	24	84
34KATF13SPN	13mm (1/2")	24	84
Tech Sheet 524			

Plugs



Male Thread, BSPT

3310	Thread	Hex Size mm	Length mm
34SFAK13SXN	1/4"	17	46
34SFAK17SXN	3/8"	19	46
34SFAK21SXN	1/2"	22	52
Tech Sheet 524			

Female Thread, BSPP

3310	Thread	Hex Size mm	Length mm
34SFIW17SXN	3/8"	19	40
34SFIW21SXN	1/2"	24	44
Tech Sheet 524			

Hose Tail

3310	To Suit Hose ID	Length mm
34SFTF10SXN	10mm (3/8")	55
34SFTF13SXN	13mm (1/2")	55
34SFTF16SXN	16mm (5/8")	55
Tech Sheet 524		

Other materials, seals and finishes available on request, please contact our technical department for further details.

SERIES 40 QUICK COUPLING
PARKER PROFILE LOW PRESSURE

Working Temperature:
-20°C to +100°C
Standard seal NBR

Maximum Static Working Pressure:
PB 35 bar (500 PSI)

Single Shut Off

Material:
Brass, nitrile seal

Profile

Couplings

Female Thread, BSPP

4010	Thread	Hex Size mm	Length mm
40KAIW17MPX	3/8"	27	46
40KAIW21MPX	1/2"	27	46
Tech Sheet 30002			

Plugs

Male Thread, BSPT

4010	Thread	Hex Size mm	Length mm
40SFAK17SXN	3/8"	17	40
Tech Sheet 30002			

Female Thread, BSPP

4010	Thread	Hex Size mm	Length mm
40SFIW17SXN	3/8"	19	35
40SFIW21SXN	1/2"	24	39
Tech Sheet 30002			

Hose Tail

4010	To Suit Hose ID mm	Length mm
40SFTF08SXN	8	51
40SFTF10SXN	10	51
40SFTF13SXN	13	51
Tech Sheet 30002		

For **Valves & Actuation**
see **Section 7** page **919**



SERIES 41 QUICK COUPLING PARKER PROFILE LOW PRESSURE FLUID & PNEUMATIC

Working Temperature:
-20°C to +100°C
Standard seal NBR

Maximum Static Working Pressure:
PB 35 bar (500 PSI)

Straight Through

Interchangeability:
Rectus 27

Material:
Brass nickel plated

Application:
Straight through coupling designed for water.
High flow water applications

Profile

Couplings

Male Thread, BSPP

4110	Thread	Length mm
41KFAW21MPN	1/2"	31
Tech Sheet 525		

Female Thread, BSPP & Metric

4110	Thread	Hex Size mm	Length mm
41KFIW21MPN	1/2"	24	32
Tech Sheet 525			

Hose Tail

4110	To Suit Hose ID	Length mm
41KFTF13MPN	13mm (1/2")	48
41KFTF16MPN	16mm (5/8")	48
41KFTF19MPN	19mm (3/4")	48
Tech Sheet 525		

Plugs

Male Thread, BSPP

4110	Thread	Hex Size mm	Length mm
41SFAW21MXN	1/2"	24	40
41SFAW26MXN	3/4"	32	45
Tech Sheet 525			

Female Thread, BSPP

4110	Thread	Hex Size mm	Length mm
41SFIW21MXN	1/2"	24	37
41SFIW26MXN	3/4"	32	42
Tech Sheet 525			

Hose Tail

4110	To Suit Hose ID	Length mm
41SFTF10MXN	10mm (3/8")	48
41SFTF13MXN	13mm (1/2")	48
41SFTF16MXN	16mm (5/8")	48
41SFTF19MXN	19mm (3/4")	48
Tech Sheet 525		

Other materials, seals and finishes available on request, please contact our technical department for further details.

SERIES 45 QUICK COUPLING PARKER PROFILE ISO BAR

Working Temperature:
-20°C to +100°C
Standard seal NBR

Maximum Static Working Pressure:
PB 15 bar

Straight Through

Interchangeability:
Hanson, Parker

Material:
Steel nickel plated

Application:
Straight through coupling, maximum flo , high pressure water and steam washers.

Profile

Couplings

Male Thread, BSPP, Viton Seals

4510	Thread	Hex Size mm	Length mm
45KFIW17MVX	3/8"	24	37
Tech Sheet 10282			

Plugs

Male Thread, BSPP, Steel Nickel Plated

4510	Thread	Hex Size mm	Length mm
45SFAW17SXN	3/8"	22	40
Tech Sheet 10282			

Female Thread, BSPP, Steel Nickel Plated

4510	Thread	Hex Size mm	Length mm
45SFIW17SXN	3/8"	22	42
Tech Sheet 10282			

For **Pneumatic Valves & Accessories**
see page **565**

Other materials, seals and finishes available on request, please contact our technical department for further details.

SERIES 48 QUICK COUPLING
PARKER PROFILE THERMOPLASTIC

Working Temperature:
RectuPom -20°C to +80°C NBR
RectuChem -20°C to +120°C NBR

Working Pressure @ +20°C:
RectuPom 0-10 bar
RectuChem 0-8 bar
RectuChem+ 1-8 bar

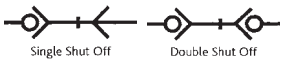

Interchangeability:
Rectus design

Material:
RectuPom – thermoplastic POM Black
RectuChem – thermoplastic PVDF White

Application:
Suitable for liquids, gases, drinking water, laboratories, medical technology and food areas.

Profile

Couplings

Male Thread, BSPP, RectuPom

0194	Thread	Hex Size mm	Length mm
48KBAW17DPX	3/8"	21	67
48KBAW21DPX	1/2"	21	74
Tech Sheet 10283			

Male Thread, BSPP, RectuChem

0194	Thread	Hex Size mm	Length mm
48KBAW13FVX	1/4"	21	71
48KBAW17FVX	3/8"	21	67
Tech Sheet 10283			

Female Thread, BSPP, RectuPom

0194	Thread	Hex Size mm	Length mm
48KBIW13DPX	1/4"	21	64
48KBIW17DPX	3/8"	21	64
Tech Sheet 10283			

Female Thread, BSPP, RectuChem

0194	Thread	Hex Size mm	Length mm
48KBIW21FVX	1/2"	21	75
Tech Sheet 10283			

Hose Tail, RectuPom

0194	To Suit Hose ID mm	Hex Size mm	Length mm
48KBTF06DPX	6	21	81
48KBTF09DPX	9	21	81
48KBTF13DPX	13	21	84
Tech Sheet 10283			

Hose Tail, RectuChem

0194	To Suit Hose ID mm	Hex Size mm	Length mm
48KBTF06FVX	6	21	81
48KBTF13FVX	13	21	84
Tech Sheet 10283			

Other materials, seals and finishes available on request, please contact our technical department for further details.

SERIES 48 QUICK COUPLING
PARKER PROFILE THERMOPLASTIC

Plugs

Single Shut Off

Male Thread, BSPP, RectuPom

0194	Thread	Hex Size mm	Length mm
48SFAW13DXX	1/4"	17	39
Tech Sheet 10283			

Male Thread, BSPP, RectuChem

0194	Thread	Hex Size mm	Length mm
48SFAW13FXX	1/4"	17	39
48SFAW17FXX	3/8"	21	39
Tech Sheet 10283			

Female Thread, BSPP, RectuPom

0194	Thread	Hex Size mm	Length mm
48SFIW13DXX	1/4"	17	38.5
48SFIW17DXX	3/8"	21	35.5
Tech Sheet 10283			

Hose Tail, RectuPom

0194	To Suit Hose ID mm	Length mm
48SFTF13DXX	13	65.5
Tech Sheet 10283		

Hose Tail, RectuChem

0194	To Suit Hose ID mm	Length mm
48SFTF09FXX	9	65.5
Tech Sheet 10283		

Plugs (with Valve)

Double Shut Off

Female Thread, BSPP, RectuPom

0194	Thread	Hex Size mm	Length mm
48SBIW17DPX	3/8"	21	48
Tech Sheet 10283			

Female Thread, BSPP, RectuChem

0194	Thread	Hex Size mm	Length mm
48SBIW21FVX	1/2"	21	59
Tech Sheet 10283			

Hose Tail, RectuPom

0194	To Suit Hose ID mm	Hex Size mm	Length mm
48SBTF06DPX	6	21	65.5
48SBTF09DPX	9	21	65.5
Tech Sheet 10283			

Other materials, seals and finishes available on request, please contact our technical department for further details.

SERIES 51 QUICK COUPLING GERMAN INDUSTRIAL PROFILE

Working Temperature:
-20°C to +100°C
Standard seal NBR

Maximum Static Working Pressure:
PB 50 bar (725 PSI)

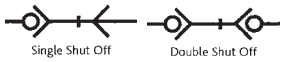

Interchangeability:
Rectus design

Material:
Steel nickel plated

Application:
Robust steel coupling for compressed air.
Pneumatic fluid handling

Profile

Couplings

Female Thread, BSPP

0194	Thread	Hex Size mm	Length mm
51KBIW13SPN	1/4"	22	61
51KBIW17SPN	3/8"	22	61
Tech Sheet 2099			

Plugs

Male Thread, BSPP

0194	Thread	Hex Size mm	Length mm
51SFAW13SXN	1/4"	17	35
Tech Sheet 2099			

Female Thread, BSPP

0194	Thread	Hex Size mm	Length mm
51SFIW13SXN	1/4"	17	34
51SFIW17SXN	3/8"	19	34
Tech Sheet 2099			

stainless steel

For **Angle Seat Valves**
see page **1051**

Other materials, seals and finishes available on request, please contact our technical department for further details.

SERIES 52 QUICK COUPLING GERMAN INDUSTRIAL PROFILE

Working Temperature:
-20°C to +100°C
Standard seal NBR

Maximum Static Working Pressure:
PB 50 bar (725 PSI)

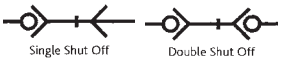

Interchangeability:
Rectus design

Material:
Steel nickel plated, NBR seal.

Application:
Robust steel coupling for compressed air.
Pneumatic fluid handling

Profile

Couplings

Male Thread, BSPP

0194	Thread	Hex Size mm	Length mm
52KBAW13SPN	1/4"	22	62
52KBAW17SPN	3/8"	22	62
52KBAW21SPN	1/2"	22	65
Tech Sheet 2100			

Female Thread, BSPP

0194	Thread	Hex Size mm	Length mm
52KBIW13SPN	1/4"	22	62
52KBIW17SPN	3/8"	22	62
52KBIW21SPN	1/2"	22	60
52KBIW21SPN	1/2"	22	65
Tech Sheet 2100			

Hose Tail

0194	To Suit Hose ID mm	Hex Size mm	Length mm
52KBTF11SPN	11	21	80
Tech Sheet 2100			

Plugs

Male Thread, BSPP

0194	Thread	Hex Size mm	Length mm
52SFAW17SXN	3/8"	19	35
Tech Sheet 2100			

Male Thread, BSPP

0194	Thread	Hex Size mm	Length mm
52SBAW13SPN	1/4"	22	48
52SBAW17SPN	3/8"	22	48
52SBAW21SPN	1/2"	22	48
Tech Sheet 2100			

Hose Tail

0194	To Suit Hose ID mm	Length mm
52SFTF06SXN	6	46
Tech Sheet 2100		

Other materials, seals and finishes available on request, please contact our technical department for further details.

SERIES 57 QUICK COUPLING GERMAN INDUSTRIAL PROFILE

Working Temperature:
-20°C to +100°C
Standard seal NBR

Maximum Static Working Pressure:
PB 35 bar (500 PSI)

Double Shut Off

Interchangeability:
Rectus design

Material:
Brass nickel plated, NBR seal.

Application:
Robust steel coupling for compressed air.
Pneumatic fluid handling

Profile

ULTRA-FLO »

Couplings

Male Thread, BSPP

0194	Thread	Hex Size mm	Length mm
57KBAW26SPN	3/4"	34	100
57KBAW33SPN	1"	41	100
Tech Sheet 2101			

Female Thread, BSPP

0194	Thread	Hex Size mm	Length mm
57KBIW21SPN	1/2"	34	100
57KBIW26SPN	3/4"	34	100
57KBIW33SPN	1"	41	101
Tech Sheet 2101			

Hose Tail

0194	To Suit Hose ID mm	Hex Size mm	Length mm
57KBTF19SPN	19	34	122
Tech Sheet 2101			

Plugs

Male Thread, BSPP

0194	Thread	Hex Size mm	Length mm
57SBAW21SPN	1/2"	27	83
57SBAW26SPN	3/4"	34	85
57SBAW33SPN	1"	41	85
Tech Sheet 2101			

Female Thread, BSPP

0194	Thread	Hex Size mm	Length mm
57SBIW21SPN	1/2"	27	85
57SBIW26SPN	3/4"	34	85
Tech Sheet 2101			

Other materials, seals and finishes available on request, please contact our technical department for further details.

SERIES 68 SCHRADER

Working Temperature:
-10°C to +80°C
Standard seal NBR

Maximum Static Working Pressure:
PB 17 bar (246 PSI)

Single Shut Off

Interchangeability:
Schrader heavy-duty

Material:
Steel nickel plated, NBR seal (standard series coupling).

Application:
General purpose pneumatic coupling

Profile

Couplings

Male Thread, BSPP

1710	Thread	Hex Size mm	Length mm
68KAAW17SPN	3/8"	30	66
68KAAW21SPN	1/2"	30	68
68KAAW26SPN	3/4"	30	68

Female Thread, BSPP

1710	Thread	Hex Size mm	Length mm
68KAIW13SPN	1/4"	30	74
68KAIW17SPN	3/8"	30	74
68KAIW21SPN	1/2"	30	68
68KAIW26SPN	3/4"	32	68



Hose Tail

1710	To Suit Hose ID	Hex Size mm	Length mm
68KATF10SPN	10mm (3/8")	30	81
68KATF13SPN	13mm (1/2")	30	81
68KATF19SPN	19mm (3/4")	30	81

FT PRO®

For **Superior Rubber Alloy Air Hose & Assemblies**
see page **1410**

Other materials, seals and finishes available on request, please contact our technical department for further details.

SERIES 86 QUICK COUPLINGS INTERNATIONAL PROFILE MOULD COUPLING (MOLD)

Working Temperature:
-15°C to +200°C
Standard seal FKM

Maximum Static Working Pressure:
PB 15 bar (217 PSI)

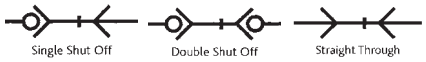

Interchangeability:
D-M-E, Foster FJT,
Parker Mold Mate.

Material:
Brass, seals FKM standard, silicone available.

Application:
Brass coupling for connection of coolant lines to moulds and dies.

Product Description:
Parker's Quick Coupling Series 86/87/88 were especially developed for connecting coolant lines and injection molds. The countersunk plugs can easily be connected and disconnected because of the extended sleeve. The angular connections prevent kinks from forming in the hose.

This coupling series is available in single shut-off, double shut-off, straight-through versions and is also available with SAFE-LOCK™ technology. The shut-off couplings (with valve) are equipped with nickel plated sleeves for quick and accurate visual differentiation.

Markets: Industrial

Features and Benefits:
- SAFE-LOCK™ technology reliably prevents accidental uncoupling of the system under pressure.
- Shut off couplings are equipped with nickel plated sleeve for quick and accurate visual differentiation.

Profile

Couplings



Male Thread, BSPP, Straight Through

4610	Thread	Hex Size mm	Length mm
86KFAW13MVX	1/4"	15	43
Tech Sheet 527			

Male Thread, BSPP, Double Shut Off

4610	Thread	Hex Size mm	Length mm
86KBAW13MVX	1/4"	15	43
Tech Sheet 527			

45° Hose Tail, Double Shut Off

4610	To Suit Hose ID	Hex Size mm	Length mm
86KBTH09MVX	9mm (3/8")	15	61
Tech Sheet 527			

Female Thread, BSPP, Straight Through

4610	Thread	Hex Size mm	Length mm
86KFIW10MVX	1/8"	15	39
86KFIW13MVX	1/4"	15	41
Tech Sheet 527			

Female Thread, BSPP, Double Shut Off

4610	Thread	Hex Size mm	Length mm
86KBIW13MVX	1/4"	15	41
Tech Sheet 527			



90° Hose Tail, Straight

4610	To Suit Hose ID	Hex Size mm	Length mm
86KFTR09MVX	9mm (3/8")	15	44
Tech Sheet 527			

90° Hose Tail, Double Shut Off

4610	To Suit Hose ID	Hex Size mm	Length mm
86KBTR09MVX	9mm (3/8")	15	44
Tech Sheet 527			

Straight Hose Tail, Straight

4610	To Suit Hose ID	Hex Size mm	Length mm
86KFTF06MVX	6mm (1/4")	15	56
86KFTF09MVX	9mm (3/8")	15	56
Tech Sheet 527			

Straight Hose Tail, Double Shut Off

4610	To Suit Hose ID	Hex Size mm	Length mm
86KBTF06MVX	6mm (1/4")	15	56
86KBTF09MVX	9mm (3/8")	15	56
Tech Sheet 527			

Other materials, seals and finishes available on request, please contact our technical department for further details.

SERIES 86 QUICK COUPLING INTERNATIONAL PROFILE

Straight Through Plugs

Male Thread, BSPT

4610	Thread	Hex Size mm	Length mm
86SFAK10MXX	1/8"	11	24
86SFAK13MXX	1/4"	14	28.5
86SFAK17MXX	3/8"	17	26.5
Tech Sheet 527			

Shut-off Plug

Male Thread, BSPT

4610	Thread	Hex Size mm	Length mm
86SBAK13MVX	1/4"	17	23.5
Tech Sheet 527			

Replacement Bodyseals

Viton & Silicone

4610
86-VITON
86-SILICONE
Tech Sheet 527

Snap-tite

Other materials, seals and finishes available on request, please contact our technical department for further details.

SERIES 87 QUICK COUPLING INTERNATIONAL PROFILE MOULD COUPLINGS

Working Temperature:
-15°C to +200°C
Standard seal FKM

Maximum Static Working Pressure:
PB 15 bar (217 PSI)

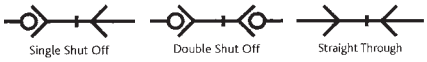

Interchangeability:
D-M-E, Jiffy-Tite, Jiffy-Matic, Foster FJT, Parker Mould Mate

Material:
Brass, viton or silicone seals

Application:
Brass coupling for connection of coolant lines to moulds and dies

Profile

Couplings

Straight Hose Tail, Straight

4610	To Suit Hose ID	Hex Size mm	Length mm
87KFTF09MVX	9mm (3/8")	19	71
87KFTF13MVX	13mm (1/2")	19	71
Tech Sheet 526			

Straight Hose Tail, Double Shut Off

4610	To Suit Hose ID	Hex Size mm	Length mm
87KBTF09MVX	9mm (3/8")	19	71
87KBTF13MVX	13mm (1/2")	19	71
Tech Sheet 526			

45° Hose Tail, Straight

4610	To Suit Hose ID	Hex Size mm	Length mm
87KFTH09MVX	9mm (3/8")	19	79
87KFTH13MVX	13mm (1/2")	19	79
Tech Sheet 526			

45° Hose Tail, Double Shut Off

4610	To Suit Hose ID	Hex Size mm	Length mm
87KBTH09MVX	9mm (3/8")	19	79
87KBTH13MVX	13mm (1/2")	19	79
Tech Sheet 526			

90° Hose Tail, Straight

4610	To Suit Hose ID	Hex Size mm	Length mm
87KFTR09MVX	9mm (3/8")	19	65
87KFTR13MVX	13mm (1/2")	19	65
Tech Sheet 526			

Straight Through Plugs

Male Thread, Brass, BSPT

4610	Thread	Hex Size mm	Length mm
87SFAK13MXX	1/4"	14	32
87SFAK17MXX	3/8"	17	32
87SFAK21MXX	1/2"	22	39
Tech Sheet 526			

Female Thread, Steel, Nickel Plated, BSPP

4610	Thread	Hex Size mm	Length mm
87SFIW13SXN	1/4"	19	37
87SFIW17SXN	3/8"	19	37
Tech Sheet 526			

Shut-off Plug

Male Thread, Brass, BSPT

4610	Thread	Hex Size mm	Length mm
87SBAK17MVX	3/8"	17	34
87SBAK21MVX	1/2"	22	39
Tech Sheet 526			

Replacement Bodyseals

Viton & Silicone

4610
87-VITON
87-SILICONE
Tech Sheet 526

SERIES 95 BREATHING AIR QUICK COUPLINGS

Working Temperature:
-20°C to +100°C
Standard seal NBR

Maximum Static Working Pressure:
PB 35 bar (500 PSI)

Single Shut Off

Flow Rate:
1700 L/min

Material:
Brass nickel plated, NBR seal (standard series coupling)

Application:
Single shut off quick connect coupling commonly used on portable breathing air kits and hose line trolley packs

ULTRA-FLO

Profile

Couplings

Male Thread, BSPT

9510	Thread	Hex Size mm	Length mm
95KSAK13BPN	1/4"	19	61
95KSAK17BPN	3/8"	19	61
95KSAK21BPN	1/2"	22	61
Tech Sheet 528			

Female Thread, BSPP

9510	Thread	Hex Size mm	Length mm
95KSIW13BPN	1/4"	19	56
95KSIW17BPN	3/8"	19	55
Tech Sheet 528			

Hose Tail

9510	To Suit Hose ID	Hex Size mm	Length mm
95KSTF08BPN	8mm (5/16")	19	74
95KSTF09BPN	9mm (3/8")	19	74
95KSTF13BPN	13mm (1/2")	19	74
Tech Sheet 528			

Plugs

Male Thread, BSPT

9510	Thread	Hex Size mm	Length mm
96SSAK13MXN	1/4"	14	38.5
96SSAK17MXN	3/8"	17	38.5
Tech Sheet 528			

Male Thread, BSPT, 316 Stainless Steel

stainless steel

9510	Thread	Hex Size mm	Length mm
96SSAK13EXX	1/4"	14	38.5
Tech Sheet 528			

Female Thread, BSPP

9510	Thread	Hex Size mm	Length mm
96SSIW13MXN	1/4"	17	33
96SSIW17MXN	3/8"	19	33
Tech Sheet 528			

Dust Protection

Caps & Plugs

9510	To Suit
SK23S	Coupling
SK12S	Plug
Tech Sheet 528	

Hose Tail

9510	To Suit Hose ID	Length mm
96SSTF06MXN	6mm (1/4")	48
96SSTF09MXN	9mm (3/8")	48
Tech Sheet 528		

Hose Tail, 316 Stainless Steel

stainless steel

9510	To Suit Hose ID	Length mm
96SSTF10EXX	10mm (3/8")	48
Tech Sheet 528		

SCHRADER COUPLINGS & PLUGS

Features:
- Twist-lock action
- Wide choice of adaptors
- Non-whip
- Rugged design

Application:
Twist-lock units are designed for single-handed connection and disconnection. A twist on the cap will release the adaptor and the air line will automatically reseal. When coupled, the check unit allows the adaptors to swivel, to eliminate kinking of the hose.

Working Temperature:
-10°C to +80°C

Working Pressure:
0 to 17 bar

Standard Duty Couplings

Male Thread, BSPT

4801	Thread	Length mm
9793D-12	1/4"	55
9792D-12	3/8"	55
	Tech Sheet 68771	

Female Thread, BSPP

4801	Thread	Length mm
8952DL-12	1/4"	45
	Tech Sheet 68771	

Standard Duty Plugs

Male Thread, BSPT

4801	Thread	Length mm
8051B-11	1/8"	42
8050B-11	1/4"	44
	Tech Sheet 68771	

Hose Tail

4801	To Suit Hose ID	Length mm
8787-11	6mm (1/4")	57
9750-11	8mm (5/16")	57
8788-11	10mm (3/8")	57
	Tech Sheet 68771	

Female Thread, BSPP, Non-whip

4801	Thread	Length mm
9031	1/4"	55
	Tech Sheet 68771	

Heavy-duty Couplings

Female Thread, BSPP

4801	Thread	Length mm
1054EL-12	1/4"	58
1095EL-12	3/8"	58
1461EL-12	1/2"	58
1462EL-12	3/4"	63
	Tech Sheet 68771	

Heavy-duty Plugs

Male Thread, BSPT

4801	Thread	Length mm
8624B-11	1/4"	48
9739-11	3/8"	48
8807-11	1/2"	54
	Tech Sheet 68771	

Male Thread, BSPP

4801	Thread	Length mm
1462B-11	3/4"	55
	Tech Sheet 68771	

Female Thread, BSPP

4801	Thread	Length mm
1261L-11	1/4"	43
1096B-11	3/8"	47
	Tech Sheet 68771	

Hose Tail

4801	To Suit Hose ID	Length mm
1097-11	10mm (3/8")	71
1098-11	12mm (1/2")	71
	Tech Sheet 68771	

Female Thread, BSPP, Non-whip

4801	Thread	Length mm
9042	3/8"	57.5
	Tech Sheet 68771	

SERIES 1100 SCANDINAVIAN PROFILE

Working Temperature:
-20°C to +100°C
Standard seal NBR

Maximum Static Working Pressure:
30 bar

Single Shut Off

Material:
Coupling: Brass nickel plated
Plug: Steel zinc plated
Seals: NBR
Interchangeability:
Tema design
Application:

Robust design with small dimensions. Series 1100 is used mainly for applications in the area of compressed air and liquids. Optimally suited to smaller pneumatic systems and to compressed air tools with a consumption of up to 900 litres per minute. Coupling systems with two hand operation i.e. both hands are required when connect/disconnect.

Profile

Couplings

BSPP, Nitrile Seals, Single Shut Off

0073	Thread	Length mm
TE-1100 A	1/4" Male	38
TE-1100	1/8" Female	37
	Tech Sheet 529	

Plugs

BSPP, Single Shut Off

0073	Thread	Length mm
TE-11410	1/8" Female	27
	Tech Sheet 529	

Hose Tail, Single Shut Off

0073	To Suit Hose ID mm	Length mm
TE-11006	6	33
	Tech Sheet 529	

For **Parker Rectus RectuChem Fittings**
see pages **347-349**

Other materials, seals and finishes available on request, please contact our technical department for further details.

SERIES 1300 SCANDINAVIAN PROFILE

Working Temperature:
-20°C to +100°C
Standard seal NBR

Maximum Static Working Pressure:
35 bar

Single Shut Off

Profile

Features:
- Single hand operation

Material:
Coupling: Brass nickel plated
Plug: Brass nickel plated
Seals: NBR

Interchangeability:
Rectus Series 31.

Application:
Series 1300 is used mainly for applications in the area of compressed air and liquids. Optimally suited to smaller to medium-sized pneumatic systems and to compressed air tools. The coupling series stands out for its compact design and high flow rates with the UltraFlo valve. Coupling body made of nitrocarburized steel.

Couplings

BSPP, Nitrile Seals NBR

0073	Thread	Length mm
TE-1300	1/4" Female	49
TE-1300 A	3/8" Male	49
TE-1300 B	3/8" Female	50
	Tech Sheet 530	

BSPP, Valved Viton Seals

0073	Thread	Length mm
TE-1300 V	1/4" Female	49
	Tech Sheet 530	

Dust Protection

Plug

0073	To Suit
TE-1325	Series 1300
	Tech Sheet 530

Plugs

BSPP

0073	Thread	Length mm
TE-13210	1/4" Male	38
TE-13410	1/4" Female	36
	Tech Sheet 530	

Hose Tail

0073	To Suit Hose ID mm	Length mm
TE-13010	10	44
	Tech Sheet 530	

AIR CONTROL JWL

new product

For **JWL Air Boy® Thrust Blow Gun**
see page **1601**

Other materials, seals and finishes available on request, please contact our technical department for further details.

SERIES 1800 SCANDINAVIAN PROFILE

Working Temperature:
-20°C to +100°C
Standard seal NBR

Maximum Static Working Pressure:
35 bar

Single Shut Off

Features:
- Single hand operation
- Particularly suited to medium-sized to large pneumatic systems and compressed air tools

Material:
Coupling: Brass nickel plated
Plug: Steel zinc plated
Seals: NBR

Interchangeability:
Rectus 32

Application:
Series 1800 is used mainly for applications in the area of compressed air and liquids. The coupling system stands out for its robust, compact design, high flow and high corrosion resistance due to the ultra high flow valve

Profile

Couplings

BSPP, Valved Nitrile Seal

0073	Thread	Length mm
TE-1800	3/8" Female	54
TE-1800 A	1/2" Male	54
TE-1800 B	1/2" Female	55
TE-1800 C	3/4" Female	57
Tech Sheet 531		

Plugs

BSPP

0073	Thread	Length mm
TE-18110	1/4" Male	39
TE-18210	3/8" Male	38
TE-18220	1/2" Male	40
TE-18405	1/4" Female	36
TE-18410	3/8" Female	36
TE-18420	1/2" Female	39
Tech Sheet 531		

Hose Tail

0073	To Suit Hose ID mm	Length mm
TE-18008	8	42
Tech Sheet 531		

For **Parker Legris Universal Blow Gun**
see page **1602**

Other materials, seals and finishes available on request, please contact our technical department for further details.

C9000 ADVANCED QUICK ACTING COUPLERS – ISO 6150B PROFILE SAFETY

Couplings

Male, BSPP

1014	Thread
LE-9401U06 13	1/4"
LE-9401U06 17	3/8"
LE-9401U06 21	1/2"
Tech Sheet 1344	

Male, BSPT

1014	Thread
LE-9405U06 13	1/4"
LE-9405U06 17	3/8"
LE-9405U06 21	1/2"
Tech Sheet 1344	

Hose Tail

1014	To Suit Hose ID mm
LE-9421U06 06	6
LE-9421U06 08	8
LE-9421U06 10	10
Tech Sheet 1344	

Female, BSPP

1014	Thread
LE-9414U06 13	1/4"
LE-9414U06 17	3/8"
LE-9414U06 21	1/2"
Tech Sheet 1344	

Plugs

Male, BSPP

1014	Thread
LE-9087U06 13	1/4"
LE-9087U06 17	3/8"
LE-9087U06 21	1/2"
Tech Sheet 1344	

Hose Tail

1014	To Suit Hose ID mm
LE-9094U06 06	6
LE-9094U06 08	8
LE-9094U06 10	10
Tech Sheet 1344	

Female, BSPP

1014	Thread
LE-9086 23 13	1/4"
LE-9086 23 21	1/2"
Tech Sheet 1344	

C9000 ADVANCED QUICK ACTING COUPLERS - EURO PROFILE SAFETY

Couplings

Male, BSPP

1014	Thread
LE-9401E07 13	1/4"
LE-9401E07 17	3/8"
LE-9401E07 21	1/2"
Tech Sheet 1344	

Hose Tail

1014	Thread
LE-9421E07 10	10
LE-9421E07 13	13
Tech Sheet 1344	

Female, BSPP

1014	Thread
LE-9414E07 13	1/4"
LE-9414E07 17	3/8"
LE-9414E07 21	1/2"
Tech Sheet 1344	

Plugs

Male, BSPP

1014	Thread
LE-9087E07 17	3/8"
LE-9087E07 21	1/2"
Tech Sheet 1344	

Hose Tail

1014	To Suit Hose ID mm
LE-9094E07 08	8
LE-9094E07 10	10
LE-9094E07 13	13
Tech Sheet 1344	

Female, BSPP

1014	Thread
LE-9086 25 13	1/4"
LE-9086 25 17	3/8"
LE-9086 25 21	1/2"
Tech Sheet 1344	

SERIES 10/11 MOLDTITE

Working Temperature:
-15°C to +200°C
Standard seal FKM

Maximum Static Working Pressure:
PB 15 bar (217 PSI)
Safety factor of 4 to 1

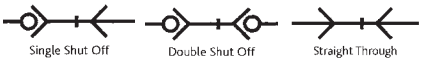

Material:
Brass

Application:
Mold coupling

Profile

Couplings

Straight Hose Tail, 9mm Profile, with Valve

0194	To Suit Hose ID
2053-5613	9mm (3/8")

Straight Hose Tail, 13mm Profile, with Valve

0194	To Suit Hose ID
2053-5639	13mm (1/2")

Straight Hose Tail, 13mm Profile, Straight Through

0194	To Suit Hose ID
2053-5621	13mm (1/2")

45° Hose Tail, 13mm Profile, Non-valved

0194	To Suit Hose ID
2053-5662	13mm (1/2")

90° Hose Tail, 9mm Profile, Valved

0194	To Suit Hose ID
2053-5696	9mm (3/8")

90° Hose Tail, 13mm Profile, Valved

0194	To Suit Hose ID
2053-5712	13mm (1/2")

ambersil

For **Maintenance Sprays** see pages **1570-1577**

Non-valved, Straight Through Plugs

Male Thread, BSPT, 9mm Profile

0194	Thread
2053-5746	1/8"

Male Thread, BSPT, 13mm Profile

0194	Thread
2053-5761	1/4"

Valved Shut-off Plug

Male Thread, BSPT, 9mm Profile

0194	Thread
2053-5787	1/4"

Male Thread, BSPT, 13mm Profile

0194	Thread
2053-5795	3/8"

Other materials, seals and finishes available on request, please contact our technical department for further details.

QUICK COUPLINGS FOR PLASTIC INJECTION MOULDING

Working Temperature: -15°C to +110°C
(when using identification collets 513 and 523
Working Temperature: 0°C to +200°C (when using without identification collets 513 and 523

Maximum Working Pressure:
15 bar (1.5Mpa).

These Couplings are designed to be connected with cooling systems of plastic injection mouldings. They have a particular structure that assures reduced Size and allows coupling using a single hand.

Temperature and Pressures:
The working pressures and working temperatures depend on the type of tube used; therefore the values must be determined in accordance with the tubes features. The following values apply only to Aignep products.

- Parallel gas in conformity with ISO 228.
- Water, cooling water, oil.
- Flexible tubes in plastic and rubber.

410-510 DN8 Series

412 Straight Female Socket, BSPP

0220	Thread
412-1/4	1/4"
Tech Sheet 20602	

415 Straight Female Socket with Hose Tail

0220	To Suit Hose ID mm
415-08	8
415-10	10
415-12	12
Tech Sheet 20602	

416 135° Socket

0220	To Suit Hose ID mm
416-08	8
416-12	12
Tech Sheet 20602	

418 90° Female Socket

0220	To Suit Hose ID mm
418-10	10
418-12	12
Tech Sheet 20602	

511 Female Plug, BSPP

0220	Thread
511-18	1/8"
511-14	1/4"
511-38	3/8"
Tech Sheet 20602	

513 Collets to suit 511 Female Plugs

0220	Colour
513-RED	Red
513-BLUE	Blue
Tech Sheet 20602	

420-520 DN12 Series

422 Straight Female Socket, BSPP

0220	Thread
422-12	1/2"
Tech Sheet 20602	

425 Straight Female Socket with Hose Tail

0220	To Suit Hose ID mm
425-13	13
425-16	16
Tech Sheet 20602	

521 Female Plug, BSPP

0220	Thread
521-38	3/8"
521-12	1/2"
Tech Sheet 20602	

523 Collets, to suit 521 Female Plugs

0220	Colour
523-RED	Red
Tech Sheet 20602	

ACETAL RESIN QUICK RELEASE COUPLINGS

The special quick connector offers a fast and reliable push-to-connect mechanism. The outer sleeve locks the plug into the socket. When the plug is disconnected, the socket acts as a shut-off valve. Various plugs can be connected and used, suitable for hydraulic or pneumatic systems.

Temperature:
4 to 90°C

Working Pressure:
Up to 14 bar (200 psi) at 20°C

Part	Material
Body	Nylon 6-6
Internal parts	Acetal
Spring & ball	Stainless steel

Couplings

Female Thread, BSPT

0497	Thread
81000	1/4"

Plugs

Male Thread, BSPT

0497	Thread
81400	1/4"

Female Thread, BSPT

0497	Thread
81500	1/4"

Hose Tail

0497	To Suit Hose ID mm
81606	6
81608	8
81610	10
81612	12

For **Tefen Nylon Hose Tails**
see page **1150**

AIR LINE COUPLINGS

Airflow Air Line Couplings (Fixed Application

- Suitable for fixed applications where the coupling is used over a workbench and a single action is preferred
- Compatible with the Standard Air Line plugs
- Steel Construction – robust and hard wearing, ideal for use in the engineering/workshop environment
- Benchmark in the UK for quality and reliability

Interchangeability: Rectus 19
Nominal Bore: 4.8mm
Working Temperature: -40°C to +100°C
Maximum Working Pressure: 14 bar

Male Thread, BSPT

7001	Thread
AC21CM02	1/4"
AC21EM02	3/8"
AC21JM02	1/2"
Tech Sheet 20603	

Female Thread, BSPP

7001	Thread
AC21CF02	1/4"
AC21EF02	3/8"
AC21JF02	1/2"
Tech Sheet 20603	

Hose Tail

7001	To Suit Hose ID
AC21R02	6mm (1/4")
AC21S02	8mm (5/16")
AC21T02	10mm (3/8")
Tech Sheet 20603	

Twin Coupling, Airflo

- Single action - designed for FIXED applications
- Compatible with Standard Adaptors
- Steel Construction - robust and hard-wearing, ideal for use in the engineering/workshop environment
- Positive locking mechanism
- British Standard Profil

'Y' 2 x Coupling, 1 x Plug

7001
AC6103
Tech Sheet 20606

Vertex Air Line Couplings (Trailing Hose Application)

- Double action mechanism
- Ideal where operators are using air tools or handheld inflators for trailing hose application
- Compatible with the Standard Air Line plugs
- Steel Construction – robust and hard wearing, ideal for use in the engineering/workshop environment

Interchangeability: Rectus 19
Nominal Bore: 4.8mm
Working Temperature: -40°C to +100°C
Maximum Working Pressure: 14 bar

Male Thread, BSPT

7001	Thread
AC91CM	1/4"
AC91EM	3/8"
AC91JM	1/2"
Tech Sheet 20603	

Female Thread, BSPP

7001	Thread
AC91CF	1/4"
AC91EF	3/8"
AC91JF	1/2"
Tech Sheet 20603	

Hose Tail

7001	Thread
AC91R	7mm (1/4")
AC91S	8mm (5/16")
AC91T	10mm (3/8")
Tech Sheet 20603	

AIR LINE COUPLINGS

Safeflow Safety Coupling

Compatible with the Standard Air Line plugs
Enhances workshop safety; prevents hose whip
Nominal Bore: 4.8mm

Maximum flow rate 43cfm at 100lbf/in²
Approvals: conforms to ISO 4414:1998 and EN 983:1996
Interchangeability: Rectus 19

Maximum Working Pressure: 200lbf/in² (14 bar)

Male Thread, BSPT

7001	Thread
SC21CM	1/4"
SC21EM	3/8"
SC21JM	1/2"
Tech Sheet 20605	

Female Thread, BSPP

7001	Thread
SC21CF	1/4"
SC21EF	3/8"
SC21JF	1/2"
Tech Sheet 20605	

Standard Air Line Plugs

- For use with all PCL Airflo , Vertex and Safeflow Coupling
- Steel Construction – robust and hard wearing, ideal for use in the engineering/workshop environment

Interchangeability: Rectus 19
Nominal Bore: 4.8mm

Working Temperature: -40°C to +100°C

Maximum Working Pressure: 14 bar

Male Thread, BSPT

7001	Thread
ACA2593	1/4"
ACA6909	3/8"
ACA6584	1/2"
Tech Sheet 20604	



Female Thread, BSPP

7001	Thread
ACA2746	1/4"
ACA6582	3/8"
ACA6583	1/2"
Tech Sheet 20604	

Hose Tail

7001	To Suit Hose ID
ACA1793	6mm (1/4")
ACA2487	8mm (5/16")
ACA2488	10mm (3/8")
Tech Sheet 20604	

Coupling Kit

Designed for the service engineer, or to keep in a workshop in case of a pneumatic air line failure, this small, compact kit contains all the parts you need to repair any standard air line failure.

Contents:

- 1 x AC91CM, AC91CF, HC6560, HC6892, HC6893, HC5656, HC1217, HC2479, HC6895, HC6896 and PTFE tape
- 2 x ACA2593, ACA2746, OOO and OO

Emergency Coupling Kit

7000
ACKIT01

AIR LINE COUPLINGS

60 Series Air Line Couplings

- Hardened shoulder helps prevent accidental disconnection
- Swivel feature prevents kinking of the hose
- Ideal for fixed and trailing hose applications in garage, tyre shop and industrial environments

Working Temperature: -40°C to +100°C

Maximum Working Pressure: 14 bar

Nominal Bore: 7.1mm

Male Thread, BSPT

7000	Thread
AC4CM02	1/4"
AC4EM02	3/8"
AC4JM02	1/2"
Tech Sheet 20606	

Female Thread, BSPP

7000	Thread
AC4CF02	1/4"
AC4EF02	3/8"
AC4JF02	1/2"
Tech Sheet 20606	

60 Series Air Line Plugs

Male Thread, BSPT

7000	Thread
ACA2657	1/4"
ACA2661	3/8"
Tech Sheet 20606	

Female Thread, BSPP

7000	Thread
ACA2653	1/4"
ACA2660	3/8"
Tech Sheet 20606	

Hose Tail

7000	To Suit Hose ID
ACA2654	8mm (5/16")
ACA2658	10mm (3/8")
ACA2659	13mm (1/2")
Tech Sheet 20606	

100 Series Air Line Couplings

- Hardened shoulder helps prevent accidental disconnection
- Swivel feature prevents kinking of the hose
- Specially designed valves and large aperture adaptors provide increased airflow for heavy duty application

Ideal for larger air tool applications in garage and tyre shop environments

Nominal Bore: 10.3mm

Working Temperature: -40°C to +100°C

Maximum Working Pressure: 14 bar



Male Thread, BSPT

7000	Thread
AC5EM02	3/8"
AC5JM02	1/2"
Tech Sheet 20607	

Female Thread, BSPP

7000	Thread
AC5EF02	3/8"
AC5JF02	1/2"
Tech Sheet 20607	

100 Series Air Line Plugs

Male Thread, BSPT

7000	Thread
ACA2999	3/8"
ACA3035	1/2"
Tech Sheet 20607	

Female Thread, BSPP

7000	Thread
ACA2994	3/8"
Tech Sheet 20607	

Hose Tail

7000	To Suit Hose ID
ACA3037	10mm (3/8")
ACA3036	13mm (1/2")
Tech Sheet 20607	

AIR LINE COUPLINGS

Mini Couplings

- Small-bore couplings has proved popular in the robotics, medical, instrumentation and automation industries
- Lightweight and compact design
- Brass chrome plated

Nominal Bore: 5.0mm
Flow rate @ 6 bar (0.5 bar P.D.) 560 L/min

Interchangeability:
Camozzi Mini, Legris 21, Norgren 233, Rectus 21 and Schrader Mini

Working Temperature:
-20°C to +80°C

Maximum Working Pressure:
35 bar (508 psi)

Male Thread, BSPP

7000	Thread
AC11AM	1/8"
AC11CM	1/4"
Tech Sheet 10662	

Female Thread, BSPP

7000	Thread
AC11AF	1/8"
AC11CF	1/4"
Tech Sheet 10662	



Hose Tail

7000	To Suit Hose ID
AC1106	6mm (1/4")
AC1109	9mm
Tech Sheet 10662	

Mini Plugs



Male Thread, BSPP

7000	Thread
AA11AM	1/8"
AA11CM	1/4"
Tech Sheet 10662	

Female Thread, BSPP

7000	Thread
AA11AF	1/8"
AA11CF	1/4"
Tech Sheet 10662	

Hose Tail

7000	To Suit Hose ID
AA1106	6mm (1/4")
AA1109	9mm
Tech Sheet 10662	

For **PCL Ergo Extreme Blow Guns**
see page **1605**

AIR LINE COUPLINGS

XF-Euro Couplings

- High flow rate of 130 cfm @ 100 ps
- Hardened steel construction with corrosive resistant finis
- Steel shoulder helps prevent accidental disconnection
- Enhances tool efficienc
- Compatible with XF-Euro profile adaptor

Nominal Bore: 7.4 mm
Flow rate @ 6 bar (0.5 bar P.D.)
2200 L/min

Interchangeability:
Legris 25/26, Norgen 234/238, Rectus 25/26 and Schrader InterCheck 35

Working Temperature:
-40°C to +100°C

Maximum Working Pressure:
35 bar (508 psi)

Male Thread, BSPT

7000	Thread
AC71CM	1/4"
AC71EM	3/8"
AC71JM	1/2"
Tech Sheet 10663	

Female Thread, BSPP

7000	Thread
AC71CF	1/4"
AC71EF	3/8"
AC71JF	1/2"
Tech Sheet 10663	

Hose Tail

7000	To Suit Hose ID
AC7106	6mm (1/4")
AC7108	8mm (5/16")
AC7109	9mm
AC7110	10mm (3/8")
AC7113	13mm (1/2")
Tech Sheet 10663	

XF-Euro Safety Couplings

Maximum Working Pressure:
16 bar

Nominal Bore: 7.4mm
Flow Rate @ 6 bar (0.5 Bar P.D.) 1750 l/min

Designed to conform with compressed air Health and Safety Guide HS(G)39 and ISO 4414:2010

Male Thread, BSPT

7000	Thread
AS71CM	1/4"
AS71EM	3/8"
AS71JM	1/2"
Tech Sheet 10664	

Female Thread, BSPP

7000	Thread
AS71CF	1/4"
AS71EF	3/8"
AS71JF	1/2"
Tech Sheet 10664	

XF-Euro Plugs

Male Thread, BSPT

7000	Thread
AA7101	1/8"
AA7102	1/4"
AA7103	3/8"
AA7104	1/2"
Tech Sheet 10663	



Female Thread, BSPP

7000	Thread
AA7105	1/8"
AA7106	1/4"
AA7107	3/8"
AA7108	1/2"
Tech Sheet 10663	

Hose Tail

7000	To Suit Hose ID
AA7109	4mm
AA7110	6mm (1/4")
AA7111	8mm (5/16")
AA7114	9mm
AA7112	10mm (3/8")
AA7113	13mm (1/2")
Tech Sheet 10663	

AIR LINE COUPLINGS

PF Couplings

- Competitive alternative to Schrader Couplings and Adaptors
- Steel Construction with corrosive resistant finish for longer life
- Superior flow characteristics

Nominal Bore: 5.0mm
Flow rate @ 6 bar (0.5 bar P.D.) 2200 L/min

Interchangeability:
Rectus 17 and Schrader Standard

Working Temperature:
-20°C to +80°C

Maximum Working Pressure:
35 bar (508 psi)

Male Thread, BSPT

7000	Thread
AC77CM	1/4"
AC77EM	3/8"
AC77JM	1/2"
Tech Sheet 10665	



Female Thread, BSPP

7000	Thread
AC77CF	1/4"
AC77EF	3/8"
AC77JF	1/2"
Tech Sheet 10665	

Hose Tail

7000	To Suit Hose ID
AC7706	6mm (1/4")
AC7708	8mm (5/16")
AC7710	10mm (3/8")
AC7713	13mm (1/2")
Tech Sheet 10665	

PF Plugs



Male Thread, BSPT

7000	Thread
AA7702	1/4"
AA7703	3/8"
Tech Sheet 10665	



Female Thread, BSPP

7000	Thread
AA7706	1/4"
AA7707	3/8"
Tech Sheet 10665	



Hose Tail

7000	To Suit Hose ID
AA7710	6mm (1/4")
AA7711	8mm (5/16")
AA7712	10mm (3/8")
Tech Sheet 10665	

AIR LINE COUPLINGS

ISO B12 Couplings

- Commonly used in Scandinavian markets, where this adaptor profile is required
- Steel Construction with corrosive resistant finish for longer life
- Steel shoulder helps prevent accidental disconnection

Nominal Bore: 5.5mm
Flow rate @ 6 bar (0.5 bar P.D.) 1100 L/min

Interchangeability:
Rectus 23/24, Hanson 3000 and Legris 24

Working Temperature:
-40°C to +100°C

Maximum Working Pressure:
35 bar (508 psi)

Male Thread, BSPT

7000	Thread
AC75CM	1/4"
AC75EM	3/8"
AC75JM	1/2"
Tech Sheet 10667	

Female Thread, BSPP

7000	Thread
AC75CF	1/4"
AC75EF	3/8"
AC75JF	1/2"
Tech Sheet 10667	

Hose Tail

7000	To Suit Hose ID
AC7506	6mm (1/4")
AC7508	8mm (5/16")
AC7510	10mm (3/8")
AC7513	13mm (1/2")
Tech Sheet 10667	

ISO B12 Plugs



Male Thread, BSPT

7000	Thread
AA7502	1/4"
AA7503	3/8"
AA7504	1/2"
Tech Sheet 10667	



Female Thread, BSPP

7000	Thread
AA7506	1/4"
AA7507	3/8"
Tech Sheet 10667	

Hose Tail

7000	To Suit Hose ID
AA7510	6mm (1/4")
AA7512	10mm (3/8")
AA7513	13mm (1/2")
Tech Sheet 10667	

PORTWEST

HAND PROTECTION

A newly expanded range of hand protection products caters for all work and safety needs. Only the best materials and manufacturing methods are used in the production of this extensive and highly specialised range.

For **Portwest Hand Protection** see page **1756**

AIR LINE COUPLINGS

"A" Style Couplings

- Commonly used in American and most African markets where this specific profile of adapto is required
- Steel Construction with corrosive resistant finish for longer lif

Nominal Bore: 5.5mm
Flow rate @ 6 bar (0.5 bar P.D.) 650 L/min

Interchangeability:
ARO 210, JWL 522/532, Rectus 14/22 and Schrader Euro

Working Temperature:
-40°C to +100°C

Maximum Working Pressure:
14 bar

Male Thread, BSPT

7000	Thread
AC61CM	1/4"
AC61EM	3/8"
AC61JM	1/2"
Tech Sheet 10668	

Female Thread, BSPP

7000	Thread
AC61CF	1/4"
AC61EF	3/8"
AC61JF	1/2"
Tech Sheet 10668	

Hose Tail

7000	To Suit Hose ID
AC61R	6mm (1/4")
AC61S	8mm (5/16")
AC61T	10mm (3/8")
Tech Sheet 10668	

"A" Style Plugs

Male Thread, BSPT

7000	Thread
ACA6923	1/4"
Tech Sheet 10668	



Female Thread, BSPP

7000	Thread
ACA6924	1/4"
Tech Sheet 10668	

Hose Tail

7000	To Suit Hose ID
ACA6912	6mm (1/4")
ACA6922	8mm (5/16")
ACA6930	10mm (3/8")
Tech Sheet 10668	

FT PRO®

For **FT PRO Flow Regulators** see page **1160**

AIR LINE COUPLINGS

KF Couplings

- Ideal for portable air tool and industrial applications
- Excellent flow characteristic
- Commonly used in Asian and Oceania markets where this adaptor profile is required
- Steel Construction with corrosive resistant finish for longer life

Nominal Bore: 7.6mm
Flow rate @ 6 bar (0.5 bar P.D.)
2100 L/min

Interchangeability
Nitto Kohki 200 and Rectus 13

Working Temperature:
-40°C to +100°C

Maximum Working Pressure:
35 bar (508 psi)

Male Thread, BSPT

7000	Thread
AC78CM	1/4"
AC78EM	3/8"
AC78JM	1/2"
Tech Sheet 10669	

Female Thread, BSPP

7000	Thread
AC78CF	1/4"
AC78EF	3/8"
AC78JF	1/2"
Tech Sheet 10669	

Hose Tail

7000	To Suit Hose ID
AC7806	6mm (1/4")
AC7808	8mm (5/16")
AC7810	10mm (3/8")
AC7813	13mm (1/2")
Tech Sheet 10669	

KF Plugs



Male Thread, BSPT

7000	Thread
AA7802	1/4"
AA7803	3/8"
AA7804	1/2"
Tech Sheet 10669	



Female Thread, BSPP

7000	Thread
AA7806	1/4"
AA7807	3/8"
AA7808	1/2"
Tech Sheet 10669	

Hose Tail

7000	To Suit Hose ID
AA7810	6mm (1/4")
AA7811	8mm (5/16")
AA7812	10mm (3/8")
AA7813	13mm (1/2")
Tech Sheet 10669	

Multi-Fit Couplings

- Has the additional flexibility of accepting 3 key adaptor profiles; XF-Euro, "A" Style and ISO B12
- Steel Construction with corrosive resistant finish for longer lif
- Offers enhanced tool efficienc

Nominal Bore: 5.0mm
Flow rate @ 6 bar (0.5 bar P.D.)
1800 L/min
Coupling can be used in conjunction with any of the following plugs ISO B12, XF, and Euro

Interchangeability:
Rectus 23/25/26, Hanson 3000 and Dynaquip DC 3

Working Temperature:
-20°C to +100°C

Maximum Working Pressure:
35 bar (508 psi)

Male Thread, BSPT

7000	Thread
AC73CM	1/4"
AC73EM	3/8"
AC73JM	1/2"
Tech Sheet 10666	

Female Thread, BSPP

7000	Thread
AC73CF	1/4"
AC73EF	3/8"
AC73JF	1/2"
Tech Sheet 10666	

Hose Tail

7000	To Suit Hose ID
AC7306	6mm (1/4")
AC7308	8mm (5/16")
AC7310	10mm (3/8")
AC7313	13mm (1/2")
Tech Sheet 10666	

INSTANTAIR COUPLINGS

- Bayonet type quick acting couplings to maximum efficiency and prevent accidental uncoupling
- Zinc plated steel / Brass chrome plated

Nominal Bore: 5.6mm

Working Temperature: -20°C to +80°C

Maximum Working Pressure: 17 bar

Steel Zinc Plated Instantair Couplings

Male Thread, BSPT

7000	Broomwade Reference	Thread
AC51CM	PT8825	1/4"
AC51EM	PT8827	3/8"
AC51JM	PT9095	1/2"
Tech Sheet 536		

Female Thread, BSPP

7000	Broomwade Reference	Thread
AC51CF	PT8823	1/4"
AC51EF	PT8800	3/8"
AC51JF	PT9096	1/2"
Tech Sheet 536		

Hose Tail

7000	Broomwade Reference	To Suit Hose ID
AC51R	PT8800/SU4	6mm (1/4")
AC51S	PT8800/SU5	8mm (5/16")
AC51T	PT8800/SU6	10mm (3/8")
Tech Sheet 536		

Steel Zinc Plated Instantair Adaptors

Male Thread, BSPP

7000	Broomwade Reference	Thread
AA5102	PT8808	1/4"
AA5103	PT8817	3/8"
Tech Sheet 536		

Female Thread, BSPP

7000	Broomwade Reference	Thread
AA5106	PT8806	1/4"
AA5107	PT8802	3/8"
Tech Sheet 536		

Hose Tail

7000	Broomwade Reference	To Suit Hose ID
AA5110	PT8802/SU4	6mm (1/4")
AA5111	PT8802/SU5	8mm (5/16")
AA5112	PT8802/SU6	10mm (3/8")
Tech Sheet 536		

Steel Zinc Plated Instantair Swivel Adaptors

Male Thread, BSPP

7000	Broomwade Reference	Thread
AA5302	PT8836	1/4"
AA5303	PT8838	3/8"
Tech Sheet 536		

Female Thread, BSPP

7000	Broomwade Reference	Thread
AA5306	PT8834	1/4"
AA5307	PT8804	3/8"
Tech Sheet 536		

Hose Tail

7000	Broomwade Reference	To Suit Hose ID
AA5310	PT8804/SU4	6mm (1/4")
AA5312	PT8804/SU6	10mm (3/8")
Tech Sheet 536		

INSTANTAIR COUPLINGS

Brass Chrome Plated Instantair Couplings

Male Thread, BSPP

7000	Broomwade Reference	Thread
AC52CM	PT8826	1/4"
Tech Sheet 536		

Female Thread, BSPP

7000	Broomwade Reference	Thread
AC52CF	PT8824	1/4"
Tech Sheet 536		

INSTANTAIR COUPLINGS

- 1/2" Instantair Couplings and Adaptors are not interchangeable with the Standard Instantair range
- Offer higher flow characteristics, they are ideal for heavy duty industrial applications

Nominal Bore: 8mm

Maximum Working Pressure: 17 bar

Steel Zinc Plated Instantair 1/2" Couplings

Male Thread, BSPP

7000	Broomwade Reference	Thread
AC59JM	PT8811	1/2"
Tech Sheet 536		

Female Thread, BSPP

7000	Broomwade Reference	Thread
AC59JF	PT8812	1/2"
Tech Sheet 536		

Hose Tail

7000	Broomwade Reference	To Suit Hose ID
AC59V	PT8813	13mm (1/2")
Tech Sheet 536		

Steel Zinc Plated Instantair 1/2" Swivel Adaptors

Male Thread, BSPP

7000	Broomwade Reference	Thred
AA5904	PT8820	1/2"
Tech Sheet 536		

Female Thread, BSPP

7000	Broomwade Reference	Thred
AA5908	PT8821	1/2"
Tech Sheet 536		

Hose Tail

7000	Broomwade Reference	To Suit Hose ID
AA5913	PT8819	13mm (1/2")
Tech Sheet 536		

OETIKER RANGES

19 Series SC Type P Couplings

Male Thread, BSPP

0550	Thread
20500434	1/4"
20500441	3/8"
20500442	1/2"

Female Thread, BSPP

0550	Thread
20500438	1/4"
20500439	3/8"
20500440	1/2"

Hose Tail

0550	To Suit Hose ID
20500443	1/4"
20500444	5/16"
20500445	3/8"

23 Series SC Type B1 Swing Couplings

Male Thread, BSPP

0551	Thread
20500314	1/4"
20500315	3/8"
20500316	1/2"

Female Thread, BSPP

0551	Thread
20500307	1/4"
20500308	3/8"
20500309	1/2"

Hose Tail

0551	To Suit Hose ID
20500320	1/4" (6mm)
20500321	5/16" (8mm)
20500322	3/8" (10mm)

25 & 26 Series SC Type C Swing Couplings

Male Thread, BSPP

0552	Thread
20500351	1/4"
20500352	3/8"
20500353	1/2"

Female Thread, BSPP

0552	Thread
20500345	1/4"
20500346	3/8"
20500347	1/2"

Hose Tail

0552	To Suit Hose ID
20500356	5/16"
20500357	3/8"
20500358	1/2"

FT PRO



For **Fueling Equipment & Accessories**
see page **1620**

SERIES 'ST' STRAIGHT-THROUGH COUPLINGS

Working Temperature:
-40°C to +100°C

Working Pressure (PSI) Series 'ST'

Size	Steel Plug	Brass Plug	All Stainless
1/8"	2,600	2,500	4,200
1/4"	5,500	5,200	6,700
3/8"	3,500	2,700	5,500
1/2"	2,700	2,200	-
3/4"	1,700	1,700	-

Standard Seals: Nitrile
Only couplings and plugs of the same size, will interchange.
Interchangeability: Hansen ST

Couplings

Brass, Male Thread, NPTF

8110	Thread	Length mm
TB1S-10	1/8"	27
TB2S-15	1/4"	44
TB3S-20	3/8"	45
TB4S-25	1/2"	52
TB6S-30	3/4"	57
Tech Sheet 535		

stainless steel

Stainless Steel, Male Thread, NPTF

8110	Thread	Length mm
T2S-15-303	1/4"	44
T3S-20-303	3/8"	45
Tech Sheet 535		

Brass, Female Thread, NPTF

8110	Thread	Length mm
TB1S-11	1/8"	27
TB2S-16	1/4"	39
TB3S-21	3/8"	41
TB4S-26	1/2"	48
TB6S-31	3/4"	52
Tech Sheet 535		

stainless steel

Stainless Steel, Female Thread, NPTF

8110	Thread	Length mm
T1S-11-303	1/8"	27
T2S-16-303	1/4"	39
Tech Sheet 535		

Plugs

Brass, Male Thread, NPTF

8110	Thread
TB1T-10	1/8"
TB2T-15	1/4"
TB3T-20	3/8"
TB4T-25	1/2"
TB6T-30	3/4"
Tech Sheet 535	

Steel, Male Thread, NPTF

8110	Thread
T1T-10	1/8"
T4T-25	1/2"
Tech Sheet 535	

stainless steel

Stainless Steel, Male Thread, NPTF

8110	Thread
T1T-10-303	1/8"
T2T-15-303	1/4"
Tech Sheet 535	

Brass, Female Thread, NPTF

8110	Thread
TB1T-11	1/8"
TB2T-16	1/4"
TB3T-21	3/8"
TB4T-26	1/2"
TB6T-31	3/4"
Tech Sheet 535	

Steel, Female Thread, NPTF

8110	Thread
T2T-16	1/4"
T3T-21	3/8"
T6T-31	3/4"
Tech Sheet 535	

AIR BRAKE COMPONENTS

British Standard BS AU138B 2000, Air Line Couplings

Male, Emergency

0042	Thread
18-980/1	M22
Tech Sheet 20608	

Combined Female with Self Sealing Valve, Emergency

0042	Thread
18-979/1	M16
18-981/1	M22
Tech Sheet 20608	

Combined Male with Self Sealing Valve, Service

0042	Thread
18-978/1	M16
18-982/1	M22
Tech Sheet 20608	

Female with Lift Valve, Service

0042	Thread
18-983/1	M22
Tech Sheet 20608	

Quality Assured, Air Line Couplings



Self Sealing Valve

0042	Thread
18-868/1	M22 x 1.5
Tech Sheet 20610	

Operating Plug

0042	Thread
18-867/1	M22 x 1.5
Tech Sheet 20610	

Air Line Couplings



Self Sealing Valve

0042	Thread
18-868	M22 x 1.5
SSVC-12	1/2"
Tech Sheet 20609	

Operating Plug

0042	Thread
18-867	M22 x 1.5
OSC-12	1/2"
Tech Sheet 20609	

Emergency Couplings



Self Sealing Valve for C or CA Coupling

0042	Thread
SSV-12	1/2"
Tech Sheet 20611	

1 Hydraulics 3-284

2 Hydraulic Quick Release Couplings 285-320

3 Pneumatic Quick Release Couplings 321-406

4 Monitor & Test 407-446

5 Pneumatic & Vacuum 447-762

6 Push-in Fittings & Tubing 763-918

7 Valves & Actuation 919-1060

8 Ring Main 1061-1136

9 Hose Tails, Adaptors, Fittings & Manifolds 1137-1224

10 Stainless Steel 1225-1332

11 Malleable Iron 1333-1398

12 Hose, Couplings, Ducting & Hose Reels 1399-1510

13 Clips & Clamps 1511-1558

14 Paint, Sprays & Adhesives 1559-1590

15 Blow Guns, Vacuum & Nozzles 1591-1616

16 Fuelling, Lubrication, Wash Down & Misting 1617-1696

17 Compressors & Air Tools 1697-1726

18 Hand Tools & PPE 1727-1765

SECTION 4

Monitor & Test

4

4.01 Pressure Gauges 409-418

4.02 Temperature & Pressure Switches 419-429

4.03 Industrial Filtration 430-435

4.04 Sight Glasses & Flow Switches 436-445

4.05 Thermometers for Industry 446

SECTION 4 Monitor & Test

4.01 Pressure Gauges

409-418

- Dry Pressure Gauges & Accessories
- Glycerine Gauges & Accessories
- Temperature Gauges
- HVAC Gauges & Accessories

4.02 Temperature & Pressure Switches

419-429

- Digital Flow Pressure Sensors
- Temperature Switches
- Pressure Transducers
- Adjustable Pressure Switches
- Pressure Switches
- Vacuum Switches
- Flow Sensors
- Pressure Sensors

4.03 Industrial Filtration

430-435

- Filters & Drains (Air, Water & Vacuum)
- Condensate Management
- Air Receivers & Accessories
- Reservoir Tanks
- Compressor Oil

4.04 Sight Glasses & Flow Switches

436-445

- Sight Glasses & Indicators
- Flow Switches
- Flow Indicators
- Variable Area Flow Meters
- Flow Meters
- Float Level Switches
- Liquid Level Gauges
- Visual Indicators
- Cold Water Flow Meters

4.05 Thermometers for Industry

446

- K Type Handheld Thermometers
- K Type Probes
- Room Thermometers
- Bimetal Indicators
- Dial Pipe Thermometers
- Magnetic Dial Thermometers

Dry Pressure Gauges

FT Pro dry gauges are a market leading range offering a reliable solution for pressure monitoring within pneumatic systems.

Used extensively throughout the world's manufacturing facilities, all units have been 100% pressure tested and inspected, so quality can be guaranteed.

Applications:

- Construction
- Chemical
- Agriculture
- Offshore
- Mining
- Automotive
- OEM machine
- Rail building
- Industrial

DRY GAUGES

Steel Case, Centre Back Connection

- Robust metal case
- Brass thread
- BSP taper

BSPT Brass Connection

0021	Thread	Gauge Diameter mm	Pressure Range PSI	Pressure Range Bar
2018-1681	1/8"	40	0-15	0-1
2018-1699	1/8"	40	0-30	0-2
2018-1707	1/8"	40	0-60	0-4
2018-1723	1/8"	40	0-100	0-6
2018-1731	1/8"	40	0-160	0-10
2018-1749	1/8"	40	0-200	0-12
2018-1756	1/8"	40	0-300	0-20
2018-1764	1/8"	50	0-15	0-1
2018-1772	1/8"	50	0-30	0-2
2018-1780	1/8"	50	0-60	0-4
2018-1798	1/8"	50	0-100	0-6
2018-1806	1/8"	50	0-160	0-10
2018-1814	1/8"	50	0-200	0-12
2018-1822	1/8"	50	0-300	0-20
Tech Sheet 20581				

BSPT Brass Connection

0236	Thread	Gauge Diameter mm	Pressure Range PSI	Pressure Range Bar
PGR050114	1/4"	50	0-15	0-1
PGR050314	1/4"	50	0-30	0-2
PGR050414	1/4"	50	0-60	0-4
PGR050614	1/4"	50	0-100	0-6
PGR051014	1/4"	50	0-160	0-10
PGR051214	1/4"	50	0-200	0-12
PGR052014	1/4"	50	0-300	0-20
PGR060114	1/4"	63	0-15	0-1
PGR061014	1/4"	63	0-160	0-10
PGR061214	1/4"	63	0-200	0-12
PGR062014	1/4"	63	0-300	0-20
Tech Sheet 20581				

Panel Mount Brackets, to suit Steel Dry Gauges

0338	To Suit mm
KPMB40R	40
KPMB50R	50

ABS Case, Bottom Connection

BSPT Brass Connection

0021	Thread	Gauge Diameter mm	Pressure Range PSI	Pressure Range Bar
G50-01B	1/8"	50	0-15	0-1
G50-02B	1/8"	50	0-30	0-2
G50-04B	1/8"	50	0-60	0-4
G50-06B	1/8"	50	0-100	0-6
G50-10B	1/8"	50	0-160	0-10
G50-12B	1/8"	50	0-200	0-12
G50-01C	1/4"	50	0-15	0-1
G50-02C	1/4"	50	0-30	0-2
G50-025C	1/4"	50	0-40	0-2.5
G50-04C	1/4"	50	0-60	0-4
G50-06C	1/4"	50	0-100	0-6
G50-10C	1/4"	50	0-160	0-10
G50-12C	1/4"	50	0-200	0-12
G50-16C	1/4"	50	0-250	0-16
G63-01D	1/4"	63	0-15	0-1
G63-04D	1/4"	63	0-60	0-4
G100-04B	3/8"	100	0-60	0-4
G100-06B	3/8"	100	0-100	0-6
G100-10B	3/8"	100	0-160	0-10
G100-14B	3/8"	100	0-200	0-14
Tech Sheet 20582				

ABS Case, Centre Back Connection

BSPT Brass Connection

0021	Thread	Gauge Diameter mm	Pressure Range PSI	Pressure Range Bar
G40-01R	1/8"	40	0-15	0-1
G40-02R	1/8"	40	0-30	0-2
G40-04R	1/8"	40	0-60	0-4
G40-06R	1/8"	40	0-100	0-6
G40-07R	1/8"	40	0-100	0-7
G40-10R	1/8"	40	0-160	0-10
G40-12R	1/8"	40	0-200	0-12
G40-16R	1/8"	40	0-250	0-16
G40-20R	1/8"	40	0-300	0-20
G50-01R	1/8"	50	0-15	0-1
G50-02R	1/8"	50	0-30	0-2
G50-04R	1/8"	50	0-60	0-4
G50-06R	1/8"	50	0-100	0-6
G50-10R	1/8"	50	0-160	0-10
G50-12R	1/8"	50	0-200	0-12
G50-16R	1/8"	50	0-250	0-16
G50-20R	1/8"	50	0-300	0-20
G50-02T	1/4"	50	0-30	0-2
G50-04T	1/4"	50	0-60	0-4
G50-06T	1/4"	50	0-100	0-6
G50-10T	1/4"	50	0-160	0-10
G50-12T	1/4"	50	0-200	0-12
G50-16T	1/4"	50	0-250	0-16
G50-20T	1/4"	50	0-300	0-20
G63-10T	1/4"	63	0-160	0-10
G63-12T	1/4"	63	0-200	0-12
G63-16T	1/4"	63	0-250	0-16
Tech Sheet 20584				

All pressure gauges can be supplied with a calibration certificate at a nominal charge. Please call our Business Development Team for price and delivery.

Pressure Gauge Bottom Entry, Steel Case

BSPT Brass Connection

0236	Thread	Gauge Diameter mm	Pressure Range Bar
PGB050118	1/8"	50	0-1
PGB050318	1/8"	50	0-2
PGB050418	1/8"	50	0-4
PGB050618	1/8"	50	0-6
PGB051018	1/8"	50	0-10
PGB051418	1/8"	50	0-14
PGB052018	1/8"	50	0-20
PGB050114	1/4"	50	0-1
PGB050314	1/4"	50	0-2
PGB050414	1/4"	50	0-4
PGB050614	1/4"	50	0-6
PGB051014	1/4"	50	0-10
PGB051214	1/4"	50	0-12
PGB051414	1/4"	50	0-14
PGB052014	1/4"	50	0-20
PGB060114	1/4"	63	0-1
PGB060314	1/4"	63	0-2
PGB060414	1/4"	63	0-4
PGB061014	1/4"	63	0-10
PGB061214	1/4"	63	0-12
PGB062014	1/4"	63	0-20
PGB100138	3/8"	100	0-1
PGB100338	3/8"	100	0-2
PGB100438	3/8"	100	0-4
PGB100638	3/8"	100	0-6
PGB101038	3/8"	100	0-10
PGB101238	3/8"	100	0-12
PGB102038	3/8"	100	0-20

Flange Type Pressure Gauges, Centre Back Connection

BSPT Brass Connection

0021	Thread	Gauge Diameter mm	Pressure Range PSI	Pressure Range Bar
2018-1830	1/4"	50	0-160	0-10
2018-1848	1/4"	50	0-200	0-12
Tech Sheet 20587				

Panel Mount, Stainless Steel Case, Centre Back Connection

BSPT

0021	Thread	Gauge Diameter mm	Pressure Range PSI	Pressure Range Bar
G50-12PM	1/8"	50	0-200	0-12
Tech Sheet 20588				

Panel Mount Gauge, Centre Back Connection

BSPT

0021	Thread	Gauge Diameter mm	Pressure Range Bar
56144010	1/8"	40	0-10
56145010	1/8"	50	0-10
Tech Sheet 20386			

Panel Mount, Centre Back Connection

BPST

0236	Thread	Gauge Diameter mm	Pressure Range Bar	Pressure Range PSI
GCPM402	1/8"	40	0-2	0-30
GCPM404	1/8"	40	0-4	0-60
GCPM407	1/8"	40	0-6	0-100
GCPM4010	1/8"	40	0-11	0-160
GCPM4014	1/8"	40	0-14	0-200
GCPM4020	1/8"	40	0-20	0-300
GCPM502	1/8"	50	0-2	0-30
GCPM504	1/8"	50	0-4	0-60
GCPM507	1/8"	50	0-6	0-100
GCPM5010	1/8"	50	0-11	0-160
GCPM5014	1/8"	50	0-14	0-200

Panel Mounted Gauge, U Clamp, Back Entry

BSPP

0237	Thread	Gauge Diameter mm	Pressure Range Bar
VGBU040118	1/8"	40	-1-0
PGBU040418	1/8"	40	0-4
VGBU060114	1/4"	63	-1-0
PGBU061014	1/4"	63	0-10

Panel Mounted Gauge, Back Entry

BSPP

0237	Thread	Gauge Diameter mm	Pressure Range Bar
VGBP040118	1/8"	40	-1-0
PGBP040418	1/8"	40	0-4
PGBP040618	1/8"	40	0-6
PGBP041018	1/8"	40	0-10
PGBP041218	1/8"	40	0-12
VGBP060114	1/4"	63	-1-0
PGBP060414	1/4"	63	0-4
PGBP060614	1/4"	63	0-6
PGBP061014	1/4"	63	0-10
PGBP061214	1/4"	63	0-12

Vacuum Gauges, Panel Mount, Back Connection

BSPT

0236	Male Thread	Gauge Diameter mm	Max Pressure ar
GCVPM40/02	1/8"	40	-1
GCVPM50/02	1/8"	50	-1

Capsule Gauges, Bottom Connection

1 Millibar = 0.001 bar

Millibar Scale, BSPT

0021	Thread	Gauge Diameter mm	Pressure Range Millibar
CG63-100B	1/4"	63	0-100
CG63-250B	1/4"	63	0-250
CG63-400B	1/4"	63	0-400
CG63-600B	1/4"	63	0-600
Tech Sheet 20586			

Welding Gauges, Oxygen, Bottom Connection

BSPP

0021	Thread	Gauge Diameter mm	Pressure Range Bar	Pressure Range PSI
OG50-050	1/4"	50	0-5	0-80
OG50-010	1/4"	50	0-10	0-160
Tech Sheet 20590				

Welding Gauges, Acetylene, Bottom Connection

BSPP

0021	Thread	Gauge Diameter mm	Pressure Range Bar	Pressure Range PSI
AG50-0015	1/4"	50	0-1.5	0-30
Tech Sheet 20592				

All Stainless Steel Dry Gauges, Bottom Connection

63mm Diameter, 1/4" BSPP

0021	Pressure Range PSI	Pressure Range Bar
SSG63-001B	0-15	0-1
SSG63-004B	0-60	0-4
SSG63-012B	0-200	0-12
SSG63-025B	0-400	0-25
SSG63-060B	0-1000	0-60
SSG63-200B	0-3000	0-200
SSG63-400B	0-6000	0-400
Tech Sheet 20589		

All Stainless Steel Dry Gauges, Centre Back Connection

63mm Diameter, 1/4" BSPP

0021	Pressure Range PSI	Pressure Range Bar
2038-8484	0-200	0-12
2038-8492	0-300	0-20
2038-8526	0-4000	0-250
Tech Sheet 20591		

Vacuum Gauges, Centre Back Connection

BSPT, ABS Case

0021	Thread	Gauge Diameter mm	Max Pressure Hg	Max Pressure Bar
VG40-01R	1/8"	40	-30	-1
VG50-01R	1/8"	50	-30	-1
VG50-01T	1/4"	50	-30	-1
VG63-01T	1/4"	63	-30	-1
VG100-01T	3/8"	100	-30	-1
Tech Sheet 20583				

stainless steel

Stainless Steel

0236	Thread	Gauge Diameter mm	Max Pressure Bar
GCV63/04D	1/4" BSPT	63	-1
GCV100/06D	3/8" BSPT	100	-1

Vacuum Gauges, Bottom Connection

BSPT, ABS Case

0021	Thread	Gauge Diameter mm	Max Pressure Hg	Max Pressure Bar
VG40-01B	1/8"	40	-30	-1
VG50-01B	1/8"	50	-30	-1
VG50-01C	1/4"	50	-30	-1
VG63-01C	1/4"	63	-30	-1
VG100-01D	3/8"	100	-30	-1
Tech Sheet 20585				

stainless steel

Stainless Steel

0236	Thread	Gauge Diameter mm	Max Pressure Bar
GBV63/04D	1/4" BSPT	63	-1
GBV100/06D	3/8" BSPT	100	-1

DRY GAUGES

ABS Case, Centre Back Connection

Accuracy:
40mm and 50mm diameter: +/- 2.5%

BSPT

0056	Thread	Gauge Diameter mm	Max Pressure PSI	Max Pressure Bar
WG40-18R-1	1/8"	40	15	1
WG40-18R-2.5	1/8"	40	40	2.5
WG40-18R-4	1/8"	40	60	4
WG40-18R-6	1/8"	40	90	6
WG40-18R-10	1/8"	40	160	10
WG40-18R-16	1/8"	40	230	16
WG40-18R-25	1/8"	40	400	25
WG50-18R-1	1/8"	50	15	1
WG50-18R-2.5	1/8"	50	40	2.5
WG50-18R-4	1/8"	50	60	4
WG50-18R-6	1/8"	50	90	6
WG50-18R-10	1/8"	50	160	10
WG50-18R-16	1/8"	50	230	16
WG50-18R-25	1/8"	50	400	25
Tech Sheet 10524				

Flush Panel Mount, Centre Back Connection

BSPP

0056	Thread	Gauge Diameter mm	Max Pressure Bar
WG63-14FPM-1BAR	1/4"	63	1
WG63-14FPM-2BAR	1/4"	63	2
WG63-14FPM-4BAR	1/4"	63	4
WG63-14FPM-7BAR	1/4"	63	7
WG63-14FPM-11BAR	1/4"	63	11
WG63-14FPM-14BAR	1/4"	63	14
WG63-14FPM-20BAR	1/4"	63	20
WG63-14FPM-28BAR	1/4"	63	28
WG63-14FPM-40BAR	1/4"	63	40

Panel Mount Gauge Bracket

Bracket

0056	To Suit
WGB-63	63mm Rear
WGB-100	100mm Rear

ABS Case, Bottom Connection

Accuracy:
40mm and 50mm diameter: +/- 2.5%
63mm diameter: +/- 1.6%

BSPP

0056	Thread	Gauge Diameter mm	Max Pressure Bar
WG40-18B-1BAR	1/8"	40	1
WG40-18B-2BAR	1/8"	40	2
WG40-18B-14BAR	1/8"	40	14
WG50-18B-4BAR	1/8"	50	4
WG50-18B-7BAR	1/8"	50	7
WG50-18B-11BAR	1/8"	50	11
WG50-18B-14BAR	1/8"	50	14
WG50-18B-20BAR	1/8"	50	20
WG50-18B-40BAR	1/8"	50	40
WG50-18B-70BAR	1/8"	50	70
WG50-18B-200BAR	1/8"	50	200
WG63-14B-1BAR	1/4"	63	1
WG63-14B-2BAR	1/4"	63	2
WG63-14B-4BAR	1/4"	63	4
WG63-14B-7BAR	1/4"	63	7
WG63-14B-11BAR	1/4"	63	11
WG63-14B-14BAR	1/4"	63	14
WG63-14B-20BAR	1/4"	63	20
WG63-14B-28BAR	1/4"	63	28
WG63-14B-40BAR	1/4"	63	40
WG63-14B-70BAR	1/4"	63	70
WG63-14B-140BAR	1/4"	63	140
WG63-14B-400BAR	1/4"	63	400
Tech Sheet 10523			

Accuracy:
100mm diameter: +/- 1.0%

BSPP

0056	Thread	Gauge Diameter mm	Max Pressure Bar
WG100-38B-1BAR	3/8"	100	1
WG100-38B-2BAR	3/8"	100	2
WG100-38B-4BAR	3/8"	100	4
WG100-38B-7BAR	3/8"	100	7
WG100-38B-11BAR	3/8"	100	11
WG100-38B-14BAR	3/8"	100	14
WG100-38B-20BAR	3/8"	100	20
WG100-38B-28BAR	3/8"	100	28
WG100-38B-40BAR	3/8"	100	40
Tech Sheet 10523			

GLYCERINE GAUGES & ACCESSORIES

Stainless Steel Case, Bottom Connection

stainless steel

BSPT

0021	Thread	Gauge Diameter mm	Pressure Range PSI	Pressure Range Bar
G63-001BG	1/4"	63	0-15	0-1
G63-002BG	1/4"	63	0-30	0-2
G63-004BG	1/4"	63	0-60	0-4
G63-006BG	1/4"	63	0-100	0-6
G63-012BG	1/4"	63	0-200	0-12
G63-020BG	1/4"	63	0-300	0-20
G63-025BG	1/4"	63	0-400	0-25
G63-040BG	1/4"	63	0-600	0-40
G63-060BG	1/4"	63	0-1000	0-60
G63-120BG	1/4"	63	0-2000	0-120
G63-200BG	1/4"	63	0-3000	0-200
G63-250BG	1/4"	63	0-4000	0-250
G63-400BG	1/4"	63	0-6000	0-400
G63-600BG	1/4"	63	0-9000	0-600
VG63-01BG	1/4"	63	-30" Hg	-1 bar
Tech Sheet 20593				

stainless steel

BSPP

0021	Thread	Gauge Diameter mm	Pressure Range PSI	Pressure Range Bar
PG63-001BG	1/4"	63	0-15	0-1
PG63-002BG	1/4"	63	0-30	0-2
PG63-004BG	1/4"	63	0-60	0-4
PG63-006BG	1/4"	63	0-100	0-6
PG63-012BG	1/4"	63	0-200	0-12
PG63-014BG	1/4"	63	0-200	0-14
PG63-020BG	1/4"	63	0-300	0-20
PG63-025BG	1/4"	63	0-400	0-25
PG63-040BG	1/4"	63	0-600	0-40
PG63-060BG	1/4"	63	0-1000	0-60
PG63-120BG	1/4"	63	0-2000	0-120
PG63-200BG	1/4"	63	0-3000	0-200
PG63-250BG	1/4"	63	0-4000	0-250
PG63-400BG	1/4"	63	0-6000	0-400
PG63-600BG	1/4"	63	0-9000	0-600
Tech Sheet 20594				

Stainless Steel Case, Centre Back Connection

See Panel Mount Bracket Options: G63-PM & G63-PM-RHOMB

stainless steel

BSPT

0021	Thread	Gauge Diameter mm	Pressure Range PSI	Pressure Range Bar
G63-001RG	1/4"	63	0-15	0-1
G63-002RG	1/4"	63	0-30	0-2
G63-004RG	1/4"	63	0-60	0-4
G63-006RG	1/4"	63	0-100	0-6
G63-010RG	1/4"	63	0-160	0-10
G63-012RG	1/4"	63	0-200	0-12
G63-020RG	1/4"	63	0-300	0-20
G63-025RG	1/4"	63	0-400	0-25
G63-040RG	1/4"	63	0-600	0-40
G63-060RG	1/4"	63	0-1000	0-60
G63-120RG	1/4"	63	0-2000	0-120
G63-200RG	1/4"	63	0-3000	0-200
G63-250RG	1/4"	63	0-4000	0-250
G63-400RG	1/4"	63	0-6000	0-400
G63-600RG	1/4"	63	0-9000	0-600
VG63-01RG	1/4"	63	-30" Hg	-1 bar
Tech Sheet 20595				

See Panel Mount Bracket Options: G63-PM & G63-PM-RHOMB

stainless steel

BSPP

0021	Thread	Gauge Diameter mm	Pressure Range PSI	Pressure Range Bar
PG63-001RG	1/4"	63	0-15	0-1
PG63-002RG	1/4"	63	0-30	0-2
PG63-004RG	1/4"	63	0-60	0-4
PG63-006RG	1/4"	63	0-100	0-6
PG63-012RG	1/4"	63	0-200	0-12
PG63-020RG	1/4"	63	0-300	0-20
PG63-025RG	1/4"	63	0-400	0-25
PG63-040RG	1/4"	63	0-600	0-40
PG63-060RG	1/4"	63	0-1000	0-60
PG63-120RG	1/4"	63	0-2000	0-120
PG63-200RG	1/4"	63	0-3000	0-200
PG63-250RG	1/4"	63	0-4000	0-250
PG63-400RG	1/4"	63	0-6000	0-400
PG63-600RG	1/4"	63	0-9000	0-600
Tech Sheet 20596				

Panel Mounting Brackets

stainless steel

For G63 & PG63 Centre Back Connection below 100 bar

0021
G63-PM

stainless steel

For G63 & PG63 Centre Back Connection above 100 bar

0021
G63-PM-RHOMB

Gauge Snubbers

Working Pressure: 20 to 300 bar

High Pressure

0234	Male Thread	Female Thread
130.4	1/4"	1/4"
130.3	3/8"	3/8"
130.2	1/2"	1/2"
Tech Sheet 28		

Gauge snubbers are a great way of protecting gauges from damage, with sudden impact pressure i.e. when full line pressure is introduced to the gauge damage can occur. With the use of the snubber the gauge will be protected.

Working Pressure: 0 to 20 bar

Low Pressure

0234	Male Thread	Female Thread
131.8	1/8"	1/8"
131.4	1/4"	1/4"
131.3	3/8"	3/8"
131.2	1/2"	1/2"
Tech Sheet 28		

Back Rubber Gauge Protectors

Open Closed

0021	Description
G63-OB	Open
G63-CB	Closed

GLYCERINE GAUGES

stainless steel

FT PRO

All Stainless Steel Gauges, Bottom Connection

BSPP

0021	Thread	Gauge Diameter mm	Pressure Range PSI	Pressure Range Bar
SSG63-001BG	1/4"	63	0-15	0-1
SSG63-004BG	1/4"	63	0-60	0-4
SSG63-012BG	1/4"	63	0-200	0-12
SSG63-025BG	1/4"	63	0-400	0-25
SSG63-060BG	1/4"	63	0-1000	0-60
SSG63-200BG	1/4"	63	0-3000	0-200
SSG63-250BG	1/4"	63	0-4000	0-250
SSG63-400BG	1/4"	63	0-6000	0-400
Tech Sheet 20598				

BSPP

0021	Thread	Gauge Diameter mm	Pressure Range PSI	Pressure Range Bar
SHG100-002BG	1/2"	100	0-30	0-2
SHG100-006BG	1/2"	100	0-100	0-6
SHG100-016BG	1/2"	100	0-250	0-16
SHG100-040BG	1/2"	100	0-600	0-40
SHG100-100BG	1/2"	100	0-1500	0-100
SHG100-250BG	1/2"	100	0-4000	0-250
SHG100-600BG	1/2"	100	0-9000	0-600
Tech Sheet 20599				

All Stainless Steel Gauges, Centre Back Connection

BSPP

0021	Thread	Gauge Diameter mm	Pressure Range PSI	Pressure Range Bar
2020-0340	1/4"	50	0-200	0-12
2020-0341	1/4"	50	0-300	0-20
2020-0342	1/4"	50	0-600	0-40
2020-0343	1/4"	50	0-900	0-60
2020-0344	1/4"	50	0-4000	0-250
2038-8534	1/4"	63	0-200	0-12
2038-8567	1/4"	63	0-900	0-60
2038-8575	1/4"	63	0-4000	0-250
Tech Sheet 20600				

BSPP

0021	Thread	Gauge Diameter mm	Pressure Range PSI	Pressure Range Bar
2038-8435	1/2"	100	0-200	0-12
2038-8443	1/2"	100	0-300	0-20
2038-8450	1/2"	100	0-600	0-40
2038-8476	1/2"	100	0-4000	0-250
Tech Sheet 20601				

Stainless Steel Case, Heavy-duty, Bottom Connection

BSPP

0021	Thread	Gauge Diameter mm	Pressure Range PSI	Pressure Range Bar
HG100-002G	1/2"	100	0-36	0-2.5
HG100-004G	1/2"	100	0-58	0-4
HG100-006G	1/2"	100	0-87	0-6
HG100-010G	1/2"	100	0-145	0-10
HG100-016G	1/2"	100	0-232	0-16
HG100-040G	1/2"	100	0-580	0-40
HG100-100G	1/2"	100	0-1450	0-100
HG100-160G	1/2"	100	0-2320	0-160
HG100-250G	1/2"	100	0-3625	0-250
HG100-400G	1/2"	100	0-5800	0-400

BSPT

0021	Thread	Gauge Diameter mm	Pressure Range PSI	Pressure Range Bar
HG100-002B	1/2"	100	0-36	0-2.5
HG100-004B	1/2"	100	0-58	0-4
HG100-006B	1/2"	100	0-87	0-6
HG100-010B	1/2"	100	0-145	0-10
HG100-016B	1/2"	100	0-232	0-16
HG100-040B	1/2"	100	0-580	0-40
HG100-100B	1/2"	100	0-1450	0-100
HG100-160B	1/2"	100	0-2320	0-160
HG100-250B	1/2"	100	0-3625	0-250
HG100-400B	1/2"	100	0-5800	0-400
Tech Sheet 20597				

Vacuum Gauges, Centre Back Connection

stainless steel

Stainless Steel

0236	Thread	Gauge Diameter mm	Max Pressure Bar
GCV63/04	1/4" BSPP	63	-1
GCV100/06	3/8" BSPP	100	-1

Vacuum Gauges, Bottom Connection

stainless steel

Stainless Steel

0236	Thread	Gauge Diameter mm	Max Pressure Bar
GBV63/04	1/4" BSPP	63	-1
GBV100/06	3/8" BSPP	100	-1

GLYCERINE GAUGES

Heavy-duty, Bottom Connection

Accuracy:
63mm diameter: +/- 1.6%
100mm diameter: +/- 1.0%

BSPP

0056	Thread	Gauge Diameter mm	Max Pressure Bar	Max Pressure PSI
WG63-14B-1G	1/4"	63	1	15
WG63-14B-1.6G	1/4"	63	1.6	25
WG63-14B-2.5G	1/4"	63	2.5	40
WG63-14B-4G	1/4"	63	4	60
WG63-14B-6G	1/4"	63	6	90
WG63-14B-10G	1/4"	63	10	160
WG63-14B-16G	1/4"	63	16	230
WG63-14B-25G	1/4"	63	25	400
WG63-14B-40G	1/4"	63	40	600
WG63-14B-60G	1/4"	63	60	900
WG63-14B-100G	1/4"	63	100	1600
WG63-14B-160G	1/4"	63	160	2300
WG63-14B-250G	1/4"	63	250	4000
WG63-14B-400G	1/4"	63	400	6000
WG63-14B-600G	1/4"	63	600	9000
WG100-38B-2.5G	3/8"	100	2.5	40
WG100-38B-4G	3/8"	100	4	60
WG100-38B-6G	3/8"	100	6	90
WG100-38B-10G	3/8"	100	10	160
WG100-38B-16G	3/8"	100	16	230
WG100-38B-40G	3/8"	100	40	600
WG100-12B-100G	1/2"	100	100	1600
WG100-12B-160G	1/2"	100	160	2300
WG100-12B-250G	1/2"	100	250	4000
WG100-12B-400G	1/2"	100	400	6000
WG100-12B-600G	1/2"	100	600	9000
Tech Sheet 10525				

Heavy-duty, Centre Back Connection

BSPP

0056	Thread	Gauge Diameter mm	Max Pressure Bar	Max Pressure PSI
WG63-14R-1G	1/4"	63	1	15
WG63-14R-1.6G	1/4"	63	1.6	25
WG63-14R-2.5G	1/4"	63	2.5	40
WG63-14R-4G	1/4"	63	4	60
WG63-14R-6G	1/4"	63	6	90
WG63-14R-10G	1/4"	63	10	160
WG63-14R-16G	1/4"	63	16	230
WG63-14R-25G	1/4"	63	25	400
WG63-14R-40G	1/4"	63	40	600
WG63-14R-60G	1/4"	63	60	900
WG63-14R-100G	1/4"	63	100	1600
WG63-14R-160G	1/4"	63	160	2300
WG63-14R-250G	1/4"	63	250	3600
WG63-14R-400G	1/4"	63	400	6000
WG63-14R-600G	1/4"	63	600	9000
WG100-38R-2.5G	3/8"	100	2.5	40
WG100-38R-4G	3/8"	100	4	60
WG100-38R-6G	3/8"	100	6	90
WG100-38R-10G	3/8"	100	10	160
WG100-38R-16G	3/8"	100	16	230
WG100-38R-40G	3/8"	100	40	600
WG100-12R-100G	1/2"	100	100	1600
WG100-12R-160G	1/2"	100	160	2300
WG100-12R-250G	1/2"	100	250	4000
WG100-12R-400G	1/2"	100	400	6000
WG100-12R-600G	1/2"	100	600	9000
Tech Sheet 10525				

Vacuum Gauges, Bottom Connection

Accuracy:
63mm diameter: +/- 1.6%

BSPP

0056	Thread	Gauge Diameter mm	Max Pressure Hg	Max Pressure Bar
WG63-14B/-30HG	1/4"	63	-30	-1
Tech Sheet 10525				

Vacuum Gauges, Centre Back Connection

BSPP

0056	Thread	Gauge Diameter mm	Max Pressure Hg	Max Pressure Bar
WG63-14R/-30HG	1/4"	63	-30	-1
Tech Sheet 10525				

All pressure gauges can be supplied with a calibration certificate at a nominal charge.
Please call our Business Development Team for price and delivery.

TEMPERATURE GAUGES

Bi-metallic Thermometers, Aluminiun Case, Centre Back Connection

Pressure Rating of Thermowell:
6 bar max

BSPP

0056	Thread	Gauge Diameter mm	Temperature Range °C
WTG63-60	1/2"	63	0-60
WTG63-120	1/2"	63	0-120
WTG63-200	1/2"	63	0-200
WTG100-60	1/2"	100	0-60
WTG100-120	1/2"	100	0-120
WTG100-200	1/2"	100	0-200
		Tech Sheet 10526	

Bi-metallic Thermometers, Stainless Steel Case, Centre Back Connection

Pressure Rating of Thermowell:
25 bar max

stainless steel

BSPP

0056	Thread	Gauge Diameter mm	Temperature Range°C
WTG63160-60	1/2"	63	0-60
WTG63160-120	1/2"	63	0-120
WTG160-60	1/2"	100	0-60
WTG160-120	1/2"	100	0-120
		Tech Sheet 10527	

Refrigeration Gauges, Plastic Case, Bottom Connection

1/4" Flare

0056	Thread	Gauge Diameter mm	Temperature Range °C	Temperature Range °C
WG63-716B-1/9	7/16" UNF	63	-1/+9	-1/+9

Bi-metallic Thermometers

Other temperatures are available.
Please call our Technical Department for details.

Pressure Rating of Thermowell:
35 bar max

stainless steel

Stainless Steel Case, BSPP

0056	Thread	Gauge Diameter mm	Temperature Range°C
WTG100-TE-60	1/2"	100	0-60
WTG100-TE-120	1/2"	100	0-120
		Tech Sheet 10527	

GLYCERINE GAUGES

stainless steel

FT PRO®

Bi-metallic Thermometers

Stainless steel case and stainless steel stem, 100mm insertion.
Applications:
- Machine and plant engineering, piping, industrial heating
- BSPP Male

Stainless Steel Case, Back Entry, BSPP

0021	Thread	Gauge Diameter mm	Temperature Range°C
2052-8774	1/4"	63	0-60
2052-8782	1/4"	63	0-120
2052-8790	1/4"	63	0-200
2052-8808	1/4"	63	0-300
2052-8816	1/2"	100	0-60
2052-8824	1/2"	100	0-120
2052-8840	1/2"	100	0-200

Stainless steel case and stainless steel stem, 100mm insertion.
Applications:
- Machine and plant engineering, piping, industrial heating
- BSPP Male

Stainless Steel Case, Bottom Entry, BSPP

0021	Thread	Gauge Diameter mm	Temperature Range°C
2052-8873	1/4"	63	0-120
2052-8907	1/2"	100	0-60
2052-8915	1/2"	100	0-120
2052-8923	1/2"	100	0-200

HVAC GAUGES & ACCESSORIES

Temperature Gauges, Bottom Connection

BSPP

1480	Thread	Gauge Diameter mm	Stem Length	Range
T401A215A	1/2"	100	5cm	-30 to +60°
T401A251A	1/2"	100	5cm	0 to +120°
T401A251C	1/2"	100	10cm	0 to +120°

Temperature Gauges, Back Connection

BSPP

1480	Thread	Gauge Diameter mm	Stem Length	Range
T401F215A	1/2"	100	5cm	-30 to +60°
T401F215C	1/2"	100	10cm	-30 to +60°
T401F251A	1/2"	100	5cm	0 to +120°
T401F251C	1/2"	100	10cm	0 to +120°

Mild Steel Syphons

BSPP

1480	Thread	Type
ACC01582	3/8"	U
ACC01583	1/2"	U
ACC02082	3/8"	Ring
ACC02083	1/2"	Ring

Brass Gauge Cocks

BSPP

1480	Thread	Type
ACC00005	1/4"	F/F
ACC00006	3/8"	F/F
ACC00007	1/2"	F/F
ACC00022	3/8"	M/F

AIR CONTROL JWL Air Boy®

new product

For **JWL Air Boy Car Tyre Inflators** see page **1723**

AIGNEP

Digital Flow & Pressure Sensor PR03

See section 4
page 420

Plastic Push-in Fittings 55000 & 56000 Series

See section 6
pages 817-820

Metal Push-in Fittings 50000, 55000 58000 & 89000

See section 6
pages 852-861

316 Stainless Steel Push-in Fittings

stainless steel

See section 6
pages 878-879

Gas Mini Ball Valves, Brass

AIGNEP
British Gas Approved Valves

See section 7
page 942

Aluminium Ring Main System

AIGNEP INFINITY

See section 8
pages 1082-1084

EXCELLENT SOLUTIONS IN FLUID TECHNOLOGY

DIGITAL FLOW & PRESSURE SENSOR PR03

new product

Pressure Switches

The PR03 sensor is available in different sizes, from ¼" to ¾", to suit the different flow rates required in the various industrial applications in which it can be used. The largest size allows measurements up to a maximum of 2000 l/min.

The new digital flowmeter offers the following advantage

- **Easily display** the status of the accumulated **flow rat** .
- **Monitor air flow** in real time.
- **Detect** momentary **changes** in **fluid statu** .

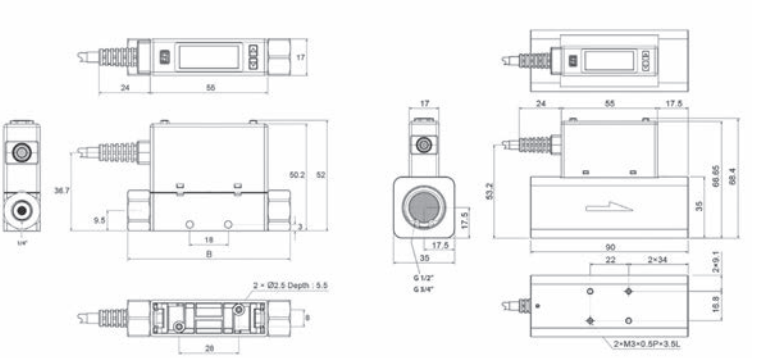

Series PR03

9025	Regulation Range	Thread	Output
PR030103P1	0-100 l/min	1/4"	PNP + Analog Output (1~5V)
PR030203P1	0-200 l/min	1/4"	PNP + Analog Output (1~5V)
PR030505P1	0-500 l/min	1/2"	PNP + Analog Output (1~5V)
PR032007P1	0-2000 l/min	3/4"	PNP + Analog Output (1~5V)
PR030103P2	0-100 l/min	1/4"	PNP + Analog Output (4~20mA)
PR030203P2	0-200 l/min	1/4"	PNP + Analog Output (4~20mA)
PR030505P2	0-500 l/min	1/2"	PNP + Analog Output (4~20mA)
PR032007P2	0-2000 l/min	3/4"	PNP + Analog Output (4~20mA)
Tech Sheet 71761			

Digital Flow & Pressure Sensor PR03



Mounting Bracket

9025	
PR03B01	For 100-200 l/min
Tech Sheet 71761	

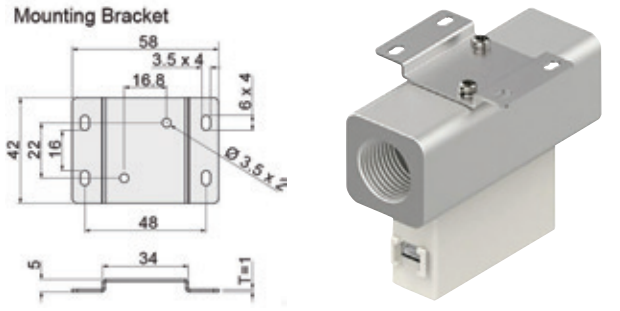

Mounting Bracket

9025	
PR03B05	For 500 l/min
PR03B20	For 2000 l/min
Tech Sheet 71761	

TEMPERATURE SWITCHES

TBF Series, Push-on Terminal DIN 46248 Normally Closed

Maximum Working Temperature:
+125°C

Maximum Static Pressure:
200 bar

Economic range
Material: Brass

Fixed Set Point, 3/8" BSPP Male

9025	Set Temperature °C
TBF-EVO25-C38	25
TBF-EVO35-C38	35
TBF-EVO45-C38	45
TBF-EVO50-C38	50
TBF-EVO55-C38	55
TBF-EVO60-C38	60
TBF-EVO65-C38	65
TBF-EVO70-C38	70
TBF-EVO75-C38	75
TBF-EVO80-C38	80
TBF-EVO85-C38	85
TBF-EVO90-C38	90
TBF-EVO95-C38	95
TBF-EVO100-C38	100
TBF-EVO105-C38	105
TBF-EVO110-C38	110
TBF-EVO125-C38	125
Tech Sheet 68798	

Fixed Set Point, 1/2" BSPP Male

9025	Set Temperature °C
TBF-EVO25-C12	25
TBF-EVO35-C12	35
TBF-EVO45-C12	45
TBF-EVO50-C12	50
TBF-EVO55-C12	55
TBF-EVO60-C12	60
TBF-EVO65-C12	65
TBF-EVO70-C12	70
TBF-EVO75-C12	75
TBF-EVO80-C12	80
TBF-EVO85-C12	85
TBF-EVO90-C12	90
TBF-EVO95-C12	95
TBF-EVO100-C12	100
TBF-EVO105-C12	105
TBF-EVO110-C12	110
TBF-EVO125-C12	125
Tech Sheet 68798	

EBC Series, PG 09 DIN 43650 Connector SPDT IP65

Maximum Working Temperature:
+80°C

Maximum Static Pressure:
200 bar

Material: Brass

Fixed Set Point, 1/2" BSPP Male

9025	Set Temperature °C
EBC50C	50
EBC60C	60
EBC70C	70
Tech Sheet 110835	

Fixed Set Point, 3/8" BSPP Male

9025	Set Temperature °C
EBC50B	50
EBC60B	60
EBC70B	70
Tech Sheet 110835	

NTB Series, PG 09 DIN 43650 Connector Normally Open IP65

Maximum Working Temperature:
+120°C

Maximum Static Pressure:
200 bar

Material:
Anodised aluminium

Fixed Set Point with 360° Rotating Head, 1/2" BSPP Male

9025	Set Temperature °C
NTB25CA	25
NTB31CA	31
NTB38CA	38
NTB47CA	47
NTB60CA	60
NTB70CA	70
NTB80CA	80
NTB90CA	90
NTB100CA	100
NTB105CA	105
Tech Sheet 68797	

Fixed Set Point with 360° Rotating Head, 3/8" BSPP Male

9025	Set Temperature °C
NTB25BA	25
NTB31BA	31
NTB38BA	38
NTB47BA	47
NTB60BA	60
NTB70BA	70
NTB80BA	80
NTB90BA	90
NTB100BA	100
NTB105BA	105
Tech Sheet 68797	

PRESSURE TRANSDUCERS

stainless steel

ELETTROTEC

Material: AISI 316

Working Temperature:
-25°C to +100°C

PG 09 DIN 43650 Connector IP65

0-10V Output, 1/4" BSPP Male

9025	Pressure Range Bar	Max Pressure Bar
PTE1GA-VMDMR14	-1 to 4	4
PTE2GA-VMDMR14	0-2	4
PTE4GA-VMDMR14	-1 to 9	10
PTE5GA-VMDMR14	0-5	10
PTE10GA-VMDMR14	0-10	15
PTE20GA-VMDMR14	0-20	35
PTE50GA-VMDMR14	0-50	100
PTE100GA-VMDMR14	0-100	150
PTE200GA-VMDMR14	0-200	300
PTE400GA-VMDMR14	0-400	500
Tech Sheet 110836		

4-20mA Output, 1/4" BSPP Male

9025	Pressure Range Bar	Max Pressure Bar
PTE1GA-IMDMR14	-1 to 4	4
PTE2GA-IMDMR14	0-2	4
PTE4GA-IMDMR14	-1 to 9	10
PTE5GA-IMDMR14	0-5	10
PTE10GA-IMDMR14	0-10	15
PTE20GA-IMDMR14	0-20	35
PTE50GA-IMDMR14	0-50	100
PTE100GA-IMDMR14	0-100	150
PTE200GA-IMDMR14	0-200	300
PTE400GA-IMDMR14	0-400	500
Tech Sheet 110836		

M12 x 1.5 Pole Male Connector IP67

0-10V Output, 1/4" BSPP Male

9025	Pressure Range Bar	Max Pressure Bar
PTE1GA-VMR14	-1 to 4	4
PTE2GA-VMR14	0-2	4
PTE4GA-VMR14	-1 to 9	10
PTE5GA-VMR14	0-5	10
PTE10GA-VMR14	0-10	15
PTE20GA-VMR14	0-20	35
PTE50GA-VMR14	0-50	100
PTE100GA-VMR14	0-100	150
PTE200GA-VMR14	0-200	300
PTE400GA-VMR14	0-400	500
Tech Sheet 110836		

4-20mA Output, 1/4" BSPP Male

9025	Pressure Range Bar	Max Pressure Bar
PTE1GA-IMR14	-1 to 4	4
PTE2GA-IMR14	0-2	4
PTE4GA-IMR14	-1 to 9	10
PTE5GA-IMR14	0-5	10
PTE10GA-IMR14	0-10	15
PTE20GA-IMR14	0-20	35
PTE50GA-IMR14	0-50	100
PTE100GA-IMR14	0-100	150
PTE200GA-IMR14	0-200	300
PTE400GA-IMR14	0-400	500
Tech Sheet 110836		

FT PRO

For **Wired Plugs**
see page **1043**

ADJUSTABLE PRESSURE SWITCHES

PMN Series, Normally Closed, DIN 462488

Seal: Nitrile

Working Temperature: -5°C to +60°C

Push-on 6.3 x 0.8, 1/4" BSPT Male, Brass

9025	Pressure Range Bar	Max Pressure Bar
PMN1C-BN14K	0.1-1	300
PMN2C-BN14K	0.15-2	300
PMN5C-BN14K	1-5	300
PMN10C-BN14K	2-10	300
PMN20C-BN14K	10-20	300
PMN50C-BN14K	20-50	300
PMN80C-BN14K	50-80	300
Tech Sheet 68789		

Push-on 6.3 x 0.8, 1/4" BSPT Male, Zinc Plated Steel

9025	Pressure Range Bar	Max Pressure Bar
PMN150C-FN14K	50-150	300
PMN250C-FN14K	100-250	600
PMN300C-FN14K	50-300	600
Tech Sheet 68789		

PMN Series, Normally Open

Seal: Nitrile

Working Temperature: -5°C to +60°C

Push-on 6.3 x 0.8, 1/4" BSPT Male, Brass

9025	Pressure Range Bar	Max Pressure Bar
PMN1A-BN14K	0.1-1	300
PMN5A-BN14K	1 - 5	600
PMN2A-BN14K	0.15-2	300
PMN10A-BN14K	2-10	300
PMN50A-BN14K	20-50	300
PMN80A-BN14K	50-80	300
Tech Sheet 68789		

Push-on 6.3 x 0.8, 1/4" BSPT Male, Zinc Plated Steel

9025	Pressure Range Bar	Max Pressure Bar
PMN150A-FN14K	50-150	300
PMN250A-FN14K	100-250	600
PMN300A-FN14K	50-300	600
Tech Sheet 68789		

PMC Series, PG 09 DIN 43650, SPDT Contacts

Seal: Nitrile

Working Temperature: -5°C to +90°C

1/8" BSPT Male, Anodised Aluminium

9025	Pressure Range Bar	Max Pressure Bar
PMC2	0.15-2	30
PMC5	0.2-5	60
PMC10	0.5-10	100
PMC25	10-25	100
PMC80	25-80	150
Tech Sheet 68791		

PPC Series, PG 90 DIN 43650, SPDT Contacts

Seal: Nitrile

Working Temperature: -5°C to +90°C

Maximum Static Pressure: 600 bar

1/4" BSPT Male, Anodised Aluminium

9025	Pressure Range Bar
PPC150	30-150
PPC300	150-300
Tech Sheet 68791	

PPCF Series, PG 09 DIN 43650, SPDT Contacts

Seal: Nitrile

Working Temperature: -5°C to +90°C

Maximum Static Pressure: 600 bar

1/4" BSPT Female, Anodised Aluminium

9025	Pressure Range Bar
PPCF150	30-150
PPCF300	150-300
Tech Sheet 68791	

PSK Series, PG 09 DIN 43650 with Graduated Knobs

Seal: Nitrile

Working Temperature: -5°C to +90°C

1/4" BSPP Female, Yellow Anodised Aluminium

9025	Pressure Range Bar	Max Pressure Bar
PSK10	1-10	30
PSK100	10-100	300
PSK360	100-300	600
Tech Sheet 38793		

PRESSURE SWITCHES

High Temperature MS Series, PG 09 DIN 43650, SPDT IP65

Material: Brass
Seal: High temperature nitrile

Working Temperature:
-25°C to +140°C

Maximun Static Pressure:
300 bar

Push-on 6.3 x 0.8, 1/4" BSPT Male

9025	Pressure Range Bar
MS2SC-BNT14K	0.2-2
MS10SC-BNT14K	1-10
MS50SC-BNT14K	10-50
MS100SC-BNT14K	10-100
Tech Sheet 110833	

Adjustable Hysteresis PSM Series, PG 09 DIN 43650, SPDT IP65

Material: Brass
Adjustable hysteresis 10% - 30% of set-point

Working Temperature:
-5°C to +90°C

Maximun Static Pressure:
300 bar

1/4" BSPT Male

9025	Pressure Range Bar
PSM2-BN14K	0.2-2
PSM5-BN14K	1-5
PSM10-BN14K	1-10
PSM50-BN14K	10-50
PSM100-BN14K	10-100
Tech Sheet 110834	

High Temperature PS Series, PG 09 DIN 43650, SPDT IP65

Material: Steel
Seal: High temperature nitrile

Working Temperature:
-25°C to +140°C

Maximum Static Pressure:
600 bar

Push-on 6.3 x 0.8, 1/4" BSPT Male

9025	Pressure Range Bar
PS150SC-FNT14K	30-150
PS300SC-FNT14K	50-300
Tech Sheet 110833	

Adjustable Hysteresis PSP Series, PG 09 DIN 43650, SPDT IP65

Material: Zinc plated steel
Adjustable hysteresis: 10% to 30% of set-point

Working Temperature:
-5°C to +90°C

Maximun Static Pressure:
600 bar

1/4" BSPT Male

9025	Pressure Range Bar
PSP150-FN14K	30-150
PSP300-FN14K	50-300
Tech Sheet 110834	

You may also be interested in...
Adjustable Pressure Switches
...see page **423**

VACUUM SWITCHES

VCN Series, Push-on Terminal DIN 46248, Normally Closed

Material: Brass
Seal: Nitrile

Working Temperature: -5°C to +60°C

Maximum Static Pressure: 20 bar

1/4" BSPT Male

9025	Pressure Range Bar
VCN2C-BN14K	-0.2 to -0.9
	Tech Sheet 38794

VCN Series, Push-on Terminal DIN 46248, Normally Open

1/4" BSPT Male, Brass

9025	Pressure Range Bar
VCN2A-BN14K	-0.2 to -0.9
	Tech Sheet 38794

VMC Series, PG 09 DIN 43650, SPDT IP65

Material: Anodised aluminium
Seal: Nitrile

Working Temperature: -5°C to +90°C

Maximum Static Pressure: 20 bar

Fixed Hysteresis, 1/8" BSPT Male, Anodised Aluminium

9025	Pressure Range Bar
VMC1N	-0.2 to -0.5
	Tech Sheet 38794

VSM Series, PG 09 DIN 43650, SPDT IP65

Material: Brass
Seal: Nitrile

Working Temperature: -5°C to +90°C

Maximum Static Pressure: 20 bar

Adjustable Hysteresis, 1/4" BSPP Male, Brass

9025	Pressure Range Bar
VSM1-BNR14	-0.1 to -0.5
VSM2-BNR14	-0.5 to -0.9
	Tech Sheet 38794

Switch Protection

IP54, Cap 1

9025	To Suit Series
CAP54-1	VCN, VCM, PMN, PMM, PM250

IP54, Cap 10

9025	To Suit Series
CAP54-10	VCN, VCM, PMN, PMM

IP54, Cap 12

9025	To Suit Series
CAP54-12	VSM, PSM, PSP

IP54, Cap 16

9025	To Suit Series
CAP54-16	VS, MS, PS

IP65, Cap 3

9025	To Suit Series
CAP65-3	VCM, PMN, PMM, PM250

IP65, Cap 13

9025	To Suit Series
CAP65-13	VS, MS, PS



IP67, Cap M12

9025	To Suit Series
CAP67-M12	VSM, NMC, MS, PS, PSM, PSP, PMC, PPC, PPCF, PMC, PPC, PPL, PSK, MPS

New:
cylinder sensor SDBT-SMX

The first self-learning sensor

FESTO

The cylinder sensor detects the piston and automatically learns the switching point during commissioning.

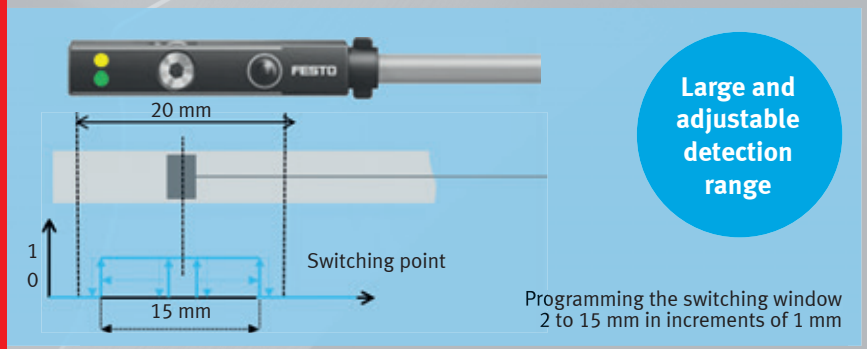

The benefits of SDBT-MSX:

Auto teach-in
The switching point is taught in automatically, so there no longer is a need for precision adjustment.

- Fit, connect - ready!
- Several cylinders at the same time

Touch button
Programming button for the switching functions NPN/PNP, NO/NC and the switching window.

- Just one type for all switching functions

Programmable switching window
Setting the switching signal between 2 and 15 mm, for example for early detection of high speeds.

- Flexible position detection

SFAB SERIES, FLOW SENSORS

FESTO

Airflow Sensor

Ambient Temperature:
0°C to +50°C

Working Pressure:
0 to 10 bar

- Freely selectable pulse output for consumption measurement
- Analogue filter for setting the rise time
- Digital filter for smoothing the display values

4-20mA, H Rail Mounted Push-in with M12 x 1, 5 Pin Plug

0010	OD mm	Maximum LPM	Manufacturer's Code
565401	10	600	SFAB-600U-HQ10-2SA-M12
565405	10	1000	SFAB-1000U-HQ10-2SA-M12
Tech Sheet 71588			

0-10V, H Rail Mounted Push-in with M12 x 1, 5 Pin Plug

0010	OD mm	Maximum LPM	Manufacturer's Code
565402	10	600	SFAB-600U-HQ10-2SV-M12
565406	10	1000	SFAB-1000U-HQ10-2SV-M12
Tech Sheet 71589			

SFAM SERIES, FLOW SENSORS

FESTO

Airflow Sensor

Ambient Temperature:
0°C to +50°C

Working Pressure:
0 to 16 bar

- Freely selectable pulse output for consumption measurement
- Analogue filter for setting the rise time
- Digital filter for smoothing the display values

4-20mA, Manifold Assembly

0010	LPM	Manufacturer's Code
564930	1000	SFAM-62-1000L-M-2SA-M12
564934	3000	SFAM-62-3000L-M-2SA-M12
564938	5000	SFAM-62-5000L-M-2SA-M12
573346	5000	SFAM-90-5000L-M-2SA-M12
573348	10000	SFAM-90-10000L-M-2SA-M12
573350	15000	SFAM-90-15000L-M-2SA-M12
Tech Sheet 71590		

0-10V, Manifold Assembly

0010	LPM	Manufacturer's Code
564932	1000	SFAM-62-1000L-M-2SV-M12
564936	3000	SFAM-62-3000L-M-2SV-M12
564940	5000	SFAM-62-5000L-M-2SV-M12
573347	5000	SFAM-90-5000L-M-2SV-M12
573349	10000	SFAM-90-10000L-M-2SV-M12
573351	15000	SFAM-90-15000L-M-2SV-M12
Tech Sheet 71591		

PRESSURE SENSORS

FESTO

SPAN Series with Display

- For network monitoring, regulator monitoring, leak test and object detection
- For monitoring compressed air and non corrosive gases
- Relative measurement method based on a piezo-resistive measuring cell
- Serial communication integrated using IO-Link® 1.1
- Compact design
- High-contrast, blue backlit display

Ambient Temperature:
0°C to +50°C

Male Thread, BSPP with PNP or NPN Output

0009	Thread	Pressure Range Bar	Manufacturer's Code
8035544	1/8"	0 to 10	SPAN-P10R-G18M-PN-PN-L1
		Tech Sheet 70713	

Male Thread, BSPT with PNP or NPN Output

0009	Thread	Pressure Range Bar	Manufacturer's Code
8035547	1/8"	0 to 10	SPAN-P10R-R18M-PN-PN-L1
		Tech Sheet 70715	

Male Thread, BSPP with PNP, NPN or IO-Link Output

0009	Thread	Pressure Range Bar	Manufacturer's Code
8035533	1/8"	0 to 10	SPAN-P10R-G18M-PNLK-PNVBA-L1
		Tech Sheet 70714	

Male Thread, BSPT with PNP, NPN or IO-Link Output

0009	Thread	Pressure Range Bar	Manufacturer's Code
8035536	1/8"	0 to 10	SPAN-P10R-R18M-PNLK-PNVBA-L1
		Tech Sheet 70716	

Female Thread, Metric & BSPP with PNP, NPN or IO-Link Output

0009	Thread	Pressure Range Bar	Manufacturer's Code
8035539	M5	0 to 10	SPAN-P10R-M5F-PNLK-PNVBA-L1
		Tech Sheet 70712	

Female Thread, Metric & BSPP with PNP or NPN Output

0009	Thread	Pressure Range Bar	Manufacturer's Code
8035550	M5	0 to 10	SPAN-P10R-M5F-PN-PN-L1
		Tech Sheet 70711	

4mm Push-in Connector with PNP, NPN or IO-Link Output

0009	Pressure Range Bar	Manufacturer's Code
8035541	0 to 10	SPAN-P10R-Q4-PNLK-PNVBA-L1
	Tech Sheet 70718	

4mm Push-in Connector with PNP or NPN Output

0009	Pressure Range Bar	Manufacturer's Code
8035552	0 to 10	SPAN-P10R-Q4-PN-PN-L1
	Tech Sheet 70717	

Accessories

Mounting Brackets, PU

0010	Manufacturer's Code
8003354	SAMH-PU-A
Tech Sheet 71593	

Accessory to: SPAN

Wall Mounting Brackets, PN

0009	Manufacturer's Code
8035563	SAMH-PN-W
Tech Sheet 71594	

Accessory to: SPAN, SCDN

NEBS Series, Connecting Cables For Sensors

4 Pin PCB Plug Connector x 4 Wire Open End with Label Holder

0009	Cable Length Metres	Connection Angle	Manufacturer's Code
572576	2.5	Straight	NEBS-L1G4-K-2.5-LE4
572577	5	Straight	NEBS-L1G4-K-5-LE4
	Tech Sheet 70286		

Accessories to: SPAN, SFAH, SCDN sensors

PRESSURE SWITCHES

Electro-Mechanical Pressure Switch

- Gold-plated contacts
- High cycle life
- Vibration resistant to 15g

Working Temperature:
-10°C to +85°C

18D Pneumatic

0036	Thread	Switching Pressure Difference
0880600000000000	1/4"	1,00 to 5,00 bar
0880160000000000	1/4"	0.15 to 0.18 bar
0880260000000000	1/4"	0.2 to 0.35 bar
0880460000000000	1/4"	0,40 to 1,20
Tech Sheet 71726		

Electronic Pressure Sensor Digital

- Compact, robust and light weight
- Pressure display colour change configurable
- High overpressure and vacuum resistance
- Housing: Stainless steel (1.4404 / 316L)

Working Temperature:
0°C to +70°C

54D Pneumatic

0036	Thread	Working Pressure
54D-V101G-DD0-AA	1/8"	- 1 to 1
54D-V110G-DD0-AA	1/8"	-1 to 10
54D-P016G-DD0-AA	1/8"	0 to 16
54D-V101G-DA1-AA	1/8"	- 1 to 1
54D-V110G-DA1-AA	1/8"	-1 to 10
54D-P016G-DA1-AA	1/8"	0 to 16
0523449000000000	1.5m Cable, 4-pin	-
0523447000000000	5m Cable, 4-pin	-
Tech Sheet 71728		

Electro-Mechanical Pressure Switch, Digital

- Multicolour 4-digit display
- Upper body can be rotated 345° relative to the process connection for easy alignment of the display
- Suitable for harsh industrial and process control environments
- Housing: Stainless steel (1.4404 / 316L)

Working Temperature:
-25°C to +80°C

34D Pneumatic/Hydraulic/Allflui

0036	Thread	Working Pressure
34D-V101G-DD1-AA	1/4	- 1 to 1
34D-V110G-DD1-AA	1/4	-1 to 10
34D-P016G-DD1-AA	1/4	0 to 16
34D-V101G-DA1-AA	1/4	- 1 to 1
34D-V110G-DA1-AA	1/4	-1 to 10
34D-P016G-DA1-AA	1/4	0 to 16
34D-BRKT-ANGLED	Wall mounting kit	-
0523058000000000	1.5m Cable, 4-pin	-
0523053000000000	5m Cable, 4-pin	-
Tech Sheet 71727		

Electronic Pressure Switch with IO-Link

- IO-Link output option
- Set points parameters set via software
- Robust pressure sensor
- Excellent long life
- Suitable for harsh industrial environments
- High over pressure resistance

Working Temperature:
-40°C to +90°C

60D Pneumatic/Hydraulic/Allflui

0036	Thread	Working Pressure
60D-V110G-DD1-AA	1/4	- 1 to 1
60D-P100G-DD1-AA	1/4	0 to 100
Tech Sheet 71729		

Electronic Pressure Sensor

- Robust pressure sensor
- Excellent long life
- Suitable for harsh industrial environments
- High over pressure resistance

Working Temperature:
-40°C to +90°C

60S Pneumatic/Hydraulic/Allflui

0036	Thread	Working Pressure
60S-V110G-A42-AA	1/4	- 1 to 1
60S-P010G-A42-AA	1/4	-1 to 10
60S-P016G-A42-AA	1/4	0 to 16
Tech Sheet 71730		

PARKER D.H FILTERS & DRAINS AIR, WATER, VACUUM

Parker D.H Filters & Drains

Electronic Zero Loss Condensate Drains

0050	Capacity Compressor 1 m³/h	Capacity Dryer 1 m³/h	Connection
ED3004-G230	2400	480	1 x G1/2"
ED3007-G230	4200	840	2 x G1/2"

Oil-X Combination Point of Use Filter

0050	Size	L/S	CFM
AC015CBFI	1/2"	13	27

Combination Replacement Element Kit

0050	Description
015AC	2nd Stage Element

Replacement Element Kit Oil-X Evolution AA Filters

0050	Range
015AA	015AA
020AA	020AA
025AA	025AA

Oil-X Evolution Filter Accessories, 1/4" to 3" Models

0050	Filter Model	Description
FXKE1	005-010	Filter Fixing Clamp Kit
FXKE3	025-030	Filter Fixing Clamp Kit
605009902	AC010-AC030	Oil Indicator
EF1	AO/AA GRADE	Replacement Drains

Oil-X Plus Replacement AO/AA Elements for Oil-X Filters (94-04)

0050	Housing Type	Description
K030AO	0030G	Pre Filter Element
K145AO	0080G	Pre Filter Element
K009AA	0009G	High Efficiency Element
K030AA	0030G	High Efficiency Element
K145AA	0080G	High Efficiency Element

Oil-X Plus Activated Carbon Elements (94-04)

0050	Housing Type	Description
K006AC	AC-0006G	Activated Carbon Element

Old Model Oil-X Plus Filter Spares (94-04)

0050	Housing Type	Description
605006520	0006G-0009G	Automatic Drain Kit
605006250	0017G-01045G	Automatic Drain Kit

Parker transair

For **Transair Ring Main System** see page **1063**

Your Partner for Air & Other Fluids
Low Pressure Solutions

legris

RECTUS

Manufactured in Europe

Parker

ENGINEERING YOUR SUCCESS.

CONDENSATE MANAGEMENT

Refrigerated Dryers & Filters 600 - 150000 L/min

Final Filters (0.01 Micron)

0640	CFM	G	DxH mm
HM10	30	3/8"	100x220
HM18	59	1/2"	100x250
HM30	88	3/4"	120x290
HM34	118	3/4"	120x360

Refrigerated Dryers

0640	Gas	CFM	Bar	G
RD6.A	R134a	21	16	1/2"
RD9.A	R134a	34	16	1/2"
RD12.A	R134a	42	16	1/2"
RD18.A	R134a	64	16	1/2"
RD25.A	R134a	88	14	1"
RD32.A	R134a	113	14	1.1/4"
RD43.A	R407c	152	14	1.1/4"
RD52.A	R407c	184	14	1.1/4"
RD63.A	R407c	222	14	1.1/2"
RD80.A	R407c	283	14	1.1/2"

Donaldson Membrane Dryers

Donaldson FILTRATION SOLUTIONS

Donaldson VarioDry Membrane Dryers

0640	m^3/h-(CFM) Inlet	m^3/h-(CFM) Outlet	Connection
SPN0006	6.0 (3.53)	5.5 (3.24)	G 1/4"
SPN0009	9.0 (5.30)	8.1 (4.80)	G 1/4"
SPN0012	12.0 (7.10)	10.8 (6.40)	G 1/4"
SPN0018	18.0 (10.62)	16.2 (9.50)	G 1/2"
SPN0024	24.0 (14.12)	21.6 (12.71)	G 1/2"
SPN0036	36.0 (21.19)	32.4 (19.07)	G 1/2"
SPN0048	48.0 (28.25)	43.2 (25.43)	G 1/2"
SPN0063	63.0 (37.08)	56.7 (33.37)	G 1/2"

PANAM

For **Stainless Steel Tube Fittings**
see pages **165-178**

AIR RECEIVERS & ACCESSORIES

Installation: always in combination with a full receiver kit, water drain and safety relief valve. Ensure the compressor never takes in air/solvent mix. This could cause the tank to explode.

The air receiver or tank allows the storage and control of compressed air. A device on most compressors maintains pressure at a predetermined pressure range, allowing the compressor to operate automatically as the air is used, switching on and off accordingly. The air receiver must also be fitted with a safety device to prevent over pressurisation, a means of draining condensate and various outlet sockets. The size of air receiver (usually measured in litres) will normally be proportional to the size or capacity of air compressor fitted.

Material: carbon steel

Finishing: external RAL 5015 blue paint

Fluid content: compressed air and nitrogen (group 2)

All air receivers for the European market are supplied with a declaration of conformity

In compliance with the applicable EU Directives or according to the major international standards:
SPVD 2014/29/UE Directive (ex 2009/105/EC)
PED 2014/68/UE Directive (ex 97/23/EC)
ABS American Bureau of Shipping
DNV Det Norske Veritas
B.V. Bureau Veritas
LRS Lloyd's Register of Naval Ship
GL Germanischer Lloyd

Available upon request:

- Internal and external hot dip galvanization
- 16 bar rated
- Alternative port sizes

Vessel options include:

- Stainless steel vessels
- Pressurised water vessels
- High pressure vessels
- Vacuum vessels
- Oxygen vessels
- Oversized vessels

Working Temperature:
11 bar versions: 10°C to +100°C
12 bar versions: 10°C to +50°C

Maximum Working Pressure:
11 bar SPVD 2014/29/UE
12 bar PED 2014/68/UE

Additional carriage charges will apply to this product and will vary dependant on location. This overrides any other carriage agreements. For further details please contact us.

Ensure the compressor never takes in air/solvent mix. This could cause the tank to explode.

Horizontal with Fixing Bracket

BSPP Ported, RAL 5015

0458	Litres	Max Pressure Bar	Kg
VEC01294	5	11	7
VEC01249	10	11	8
VEC01237	15	11	9
VEC01250	24	11	10
VEC01251	50	11	19
VEC01095	100	11	29
VEC02139	150	11	44
VEC01732	200	11	55
VEC01733	270	11	67
VEC00728	500	11	130
VEC00873*	720	11	178
VEC00707*	900	11	194
VEC00515*	1000	12	210
VEC00739*	1500	12	325
VEC00680*	2000	12	394
VEC00534*	3000	12	605

Tech Sheet 20570

Vertical with Fixing Bracket

BSPP Ported, RAL 5015

0458	Litres	Max Pressure Bar	Kg
VEC01295	24	11	10
VEC01296	50	11	19
VEC00644	100	11	29
VEC00709	150	11	44
VEC00645	200	11	55
VEC00478	270	11	67
VEC00493	500	11	115
VEC00511*	900	11	194
VEC00518*	1000	12	210
VEC00525*	1500	12	320
VEC00528*	2000	12	388
VEC00535*	3000	12	594

Tech Sheet 20570

Receiver Kits

For illustration purposes only, each kit contains different components based on the specific connections of each air receiver

Each kit to suit vertical air receivers contains a mechanical float condensate drain (50 litre onwards), safety relief valve, ball valve, gauge and connection materials

To suit Vertical Air Receivers, RAL 5015

0085	To Suit Type	To Suit Litres
AVK-24B	VEC01295	24
AVK-50B	VEC01296	50
AVK-100B	VEC00644	100
AVK-150B	VEC00709	50
AVK-200B	VEC00645	200
AVK-270B	VEC00478	270
AVK-500B	VEC00493	500
AVK-720B	VEC00507	720
AVK-900B	VEC00511	900
AVK-1000B	VEC00518	1000
AVK-1500B	VEC00525	1500
AVK-2000B	VEC00528	2000
AVK-3000B	VEC00535	3000

Each kit to suit horizontal air receivers contains a drain valve, safety relief valve, ball valve, gauge and connection materials

To suit Horizontal Air Receivers, RAL 5015

0085	To Suit Type	To Suit Litres
AHK-5B	VEC01294	5
AHK-10B	VEC01249	10
AHK-15B	VEC01237	15
AHK-24B	VEC01250	24
AHK-50B	VEC01251	50
AHK-100B	VEC00633	100
AHK-150B	VEC00634	150
AHK-200B	VEC00635	200
AHK-270B	VEC00474	270
AHK-500B	VEC00728	500
AHK-720B	VEC00873	720
AHK-900B	VEC00707	900
AHK-1000B	VEC00515	1000
AHK-1500B	VEC00739	1500
AHK-2000B	VEC00680	2000
AHK-3000B	VEC00534	3000

DIRECT DELIVERY

***Direct delivery, to Mainland UK only, on any air receiver above 500 litres. Please contact your Account Manager.**

AIR RECEIVERS & ACCESSORIES

Vertical with Fixing Bracket

Installation: always in combination with a full receiver kit, water drain and safety relief valve. Ensure the compressor never takes in air/solvent mix. This could cause the tank to explode.

Additional carriage charges will apply to this product and will vary dependant on location. This overrides any other carriage agreements. For further details please contact us.

Working Temperature:
11 bar versions: 10°C to +100°C
12 bar versions: 10°C to +50°C

Maximum Working Pressure:
11 bar SPVD 2014/29/UE
12 bar PED 2014/68/UE

Ensure the compressor never takes in air/ solvent mix. This could cause the tank to explode.

BSPP Ported, Galvanised

0458	Litres	Max Pressure Bar	Weight Kg
VEC00901	100	11	32
VEC00908	200	11	57
VEC00909	270	11	70
VEC00906	500	11	119
VEC00519	1000	12	214
VEC00529	2000	12	394
VEC00536	3000	12	600

Tech Sheet 60120

Receiver Kits

For illustration purposes only, each kit contains different components based on the specific connections of each air receiver



Each kit to suit vertical air receivers contains a mechanical float condensate drain (50 litre onwards), safety relief valve, ball valve, gauge and connection materials

To suit Vertical Air Receivers, Galvanised

0085	To Suit Type	To Suit Litres
AVK-100G	VEC00901	100
AVK-200G	VEC00908	200
AVK-270G	VEC00909	270
AVK-500G	VEC00906	500
AVK-720G	VEC00907	720
AVK-900G	VEC00512	900
AVK-1000G	VEC00519	1000
AVK-2000G	VEC00529	2000
AVK-3000G	VEC00536	3000

Reservoir Tanks

1/2" Inlet/Outlet Reservoir Tanks

0088	Litres	Height mm	Ø mm
7710061	2.5	166	160
7710062	5	175	210
7710063	7	240	210
7710064	12	365	229

Tech Sheet 808

Long Life Compressor Oil

ISO 46 low carbon formation characteristics. Suitable for screw, reciprocating, axial flow and rotary vane compressors.

0085	Litres
2020-6025	5

Tech Sheet 1382

M-Press Fittings Ltd

For **M-Press Press Fit Piping System**
see pages **1116-1134**

DIRECT DELIVERY

***Direct delivery, to Mainland UK only, on any air receiver above 500 litres. Please contact your Account Manager.**

No Loss Pneumatic & Electric Drain

No Loss Pneumatic Condensate Drain 1/2"

0600	Inlet/Outlet BSPP	Pressure (bar)
TVR-20B	1/2" Male/Female	20

Zero Loss Electric Drain - 106 CFM Capacity

0600	Capacity (CFM)	Thread
TZLD100	106	G1/2"

Zero Loss Electric Drain - 350 CFM Capacity

0600	Capacity (CFM)	Thread
TZLD300	353 (Compressor)	G1/2"

Condensate Separators

Disposable Condensate Separator

0600	Capacity (CFM)
TCS60	60

Condensate Separator - 100 CFM Capacity

0600	Capacity (CFM)
TCS100	100

TCS100 Service Kit

0600	Description
TCS100-KIT	Service Kit TCS100

For **Automatic Drain Valves**
see pages **1024-1025**

SIGHT GLASSES & FLOW INDICATORS

200 Series - All Stainless Steel

A low cost, all stainless steel sight flow indicator straight through type.

Maximum Working Pressure:
10 bar at 200°C

stainless steel

RHODES

233 Model Through Type

0115	Thread	OD mm	Length mm
RHO-FIS-146410-1	1/2" BSPT	15	70
Tech Sheet 10037			

A low cost, all stainless steel sight flow indicator fitte with a flap and scale plate to give an indication of the flow rate

Maximum Working Pressure:
10 bar at 200°C

stainless steel

RHODES

234 Model with Flap & Plate

0115	Thread	OD mm	Length mm
RHO-FIS-146510-1	1/2" BSPT	15	70
RHO-FIS-146510-2	1/2" BSPP	15	70
RHO-FIS-146515-2	3/4" BSPP	20	70
Tech Sheet 10037			

400 Series - Straight Through Sight Flow Indicator with Spinner/Ball

Maximum Working Pressure:
16 bar at 100°C

stainless steel

RHODES

Stainless Steel with Spinner

0115	Thread	Min LPH	Max LPH
RHO-FIS-140300-1	1/4" BSPT	30	200
RHO-FIS-140305-1	3/8" BSPT	50	450
RHO-FIS-140305-2	3/8" BSPP	50	450
RHO-FIS-140310-1	1/2" BSPT	60	600
RHO-FIS-140310-2	1/2" BSPP	60	600
RHO-FIS-140315-1	3/4" BSPT	120	1600
RHO-FIS-140320-1	1" BSPT	300	1600
Tech Sheet 10038			

400 Series - Straight Through Sight Flow Indicator with Spinner/Ball

Maximum Working Pressure:
7 bar at 100°C

RHODES

With Spinner, Gun Metal

0115	Thread	LPH Min	LPH Max
RHO-FIG-170300-1	1/4" BSPT	30	200
RHO-FIG-170300-2	1/4" BSPP	30	200
RHO-FIG-170305-1	3/8" BSPT	50	450
RHO-FIG-170305-2	3/8" BSPP	50	450
RHO-FIG-170310-1	1/2" BSPT	60	600
RHO-FIG-170310-2	1/2" BSPP	60	600
RHO-FIG-170315-1	3/4" BSPT	120	1600
RHO-FIG-170315-2	3/4" BSPP	120	1600
RHO-FIG-170320-1	1" BSPT	300	1600
RHO-FIG-170320-2	1" BSPP	300	1600
Tech Sheet 10038			

Maximum Working Pressure:
7 bar at 100°C

RHODES

With Ball, Gun Metal

0115	Thread	LPH Min	LPH Max
RHO-FIG-176600-1	1/4" BSPT	30	200
RHO-FIG-176600-2	1/4" BSPP	30	200
RHO-FIG-176605-1	3/8" BSPT	50	450
RHO-FIG-176610-1	1/2" BSPT	60	600
RHO-FIG-176610-2	1/2" BSPP	60	600
RHO-FIG-176615-1	3/4" BSPT	120	1600
RHO-FIG-176615-2	3/4" BSPP	120	1600
RHO-FIG-176615-3	3/4" NPT	120	1600
RHO-FIG-176620-1	1" BSPT	300	1600
RHO-FIG-176620-2	1" BSPP	300	1600
Tech Sheet 10038			

Bronze Sight Glass/Indicator

Maximum Working Temperature:
150°C

Maximum Working Pressure:
16 bar

Specification
Hardened single glass inspection window.

FT PRO

BSPP

0118	Thread
2021-1330	1/2"
2021-1348	3/4"
2021-1355	1"
Tech Sheet 821	

Can't see the product you're looking for? Contact us. More often than not, we can acquire that product.

Are you looking for...
a stainless steel flanged PN16 sight glass?
...see page **963**

FLOW SWITCHES

Adjustable IF-E Series, Normally Open, IP65

Working Temperature:
-10°C to +80°C

Maximum Working Pressure:
50 bar

Viscosity up to 1 cSt, PG 09 DIN 43650, BSPP Female

9025	Thread	LPM
IFE0.5R2.5	1/8"	0.1-2.5
IFE1R3	1/8"	0.3-3
IFE2R9	1/4"	2-9
IFE3R18	3/8"	3-18
IFE5R35	3/4"	6-35
IFE6R60	1"	15-60
IFE4R24	1/2"	3-24
Tech Sheet 110837		

Adjustable IF_VE Series, Visual, Normally Open, IP65

Working Temperature:
-10°C to +100°C

Maximum Working Pressure:
15 bar

Viscosity up to 14.4 cSt, PG 09 DIN 43650, BSPP Female

9025	Thread	LPM
IF1VE1/A-M6	1/4"	0.1-1
IF2VE3/A-M6	1/4"	0.2-3
IF3VE6/A-M6	1/4"	1-6
IF4VE16/A-M6	1/2"	2-16
IF5VE60/A-M6	1"	5-60
Tech Sheet 110832		

Viscosity up to 39.8 cSt, PG 09 DIN 43650, BSPP Female

9025	Thread	LPM
IF1VE1/A-M7	1/4"	0.1-1
IF3VE6/A-M7	1/4"	1-6
IF4VE16/A-M7	1/2"	2-16
IF5VE60/A-M7	1"	5-60
Tech Sheet 110832		

Viscosity up to 70.4 cSt, PG09 DIN 43650, BSPP Female

9025	Thread	LPM
IF1VE1/A-M8	1/4"	0.1 - 1 LPM
IF2VE3/A-M8	1/4"	0.2 - 3 LPM
IF3VE6/A-M8	1/4"	1 - 6 LPM
IF4VE16/A-M8	1/2"	2 - 16 LPM
IF5VE60/A-M8	1"	5 - 60 LPM
Tech Sheet 110832		

FPL Series, Paddle SPDT IP65

Maximum Working Temperature:
+120°C

1" BSPP Male, Brass

9025	Nm³/h	Max Pressure Bar
FPL.1E	1-2.1	11
Tech Sheet 114		

1" BSPP Male, Stainless Steel

9025	Nm³/h	Max Pressure Bar
FPL.2E	46.5-94.2	30
Tech Sheet 114		



BSPP Female, Brass with T Fitting

9025	Thread	Nm³/h	Max Pressure Bar
FPL1E-12	1/2"	1-2.1	11
FPL1E-34	3/4"	1-2.1	11
FPL1E-1	1"	1-2.1	11
FPL1E-114	1.1/4"	1-2.1	11
FPL1E-112	1.1/2"	1-2.1	11
FPL1E-2	2"	1-2.1	11
Tech Sheet 20003			

FLOW INDICATORS

CFV Series, Propeller

Maximum Working Temperature:
+90°C

Viscosity up to 250 cSt, BSPP Female

9025	Thread	LPM
CFV1B-N	1/4"	1-10
CFV2B-N	3/8"	2-20
CFV3B-N	1/2"	3-30
CFV4B-N	3/4"	4-40
CFV5B-N	1"	6-60
Tech Sheet 110829		

IF...V Series, Visual Indicator

Working Temperature:
-10°C to +100°C

Maximum Working Pressure:
15 bar

Viscosity up to 14.4 cSt, Female

9025	Thread	LPM
IF1V1/A-M6	1/4"	0.1-1
IF2V3/A-M6	1/4"	0.2-3
IF3V6/A-M6	1/4"	1-6
IF4V16/A-M6	1/2"	2-16
IF5V60/A-M6	1"	5-60
Tech Sheet 110830		

Viscosity up to 39.8 cSt, BSPP Female

9025	Thread	LPM
IF1V1/A-M7	1/4"	0.1-1
IF2V3/A-M7	1/4"	0.2-3
IF3V6/A-M7	1/4"	1-6
IF4V16/A-M7	1/2"	2-16
IF5V60/A-M7	1"	5-60
Tech Sheet 110830		

Viscosity up to 70.4 cSt, BSPP Female

9025	Thread	LPM
IF1V1/A-M8	1/4"	0.1-1
IF2V3/A-M8	1/4"	0.2-3
IF3V6/A-M8	1/4"	1-6
IF4V16/A-M8	1/2"	2-16
IF5V60/A-M8	1"	5-60
Tech Sheet 110830		

You may also be interested in...
Flow Meters
...see page **440**

VARIABLE AREA FLOW METERS

TFM Series, Vertical Type

Working Temperature:
0°C to +60°C

Maximum Working Pressure:
10 bar

Gas/Air, BSPT Female, Silicone Gasket

9025	Thread	Nm3/h
TFM01VG10	1/2"	1-10
TFM02VG16	1/2"	1.6-16
TFM03VG40	1/2"	4-40
TFM04VG60	1"	6-60
TFM05VG160	1"	16-160
TFM06VG250	1"	25-250
TFM07VG350	1"	35-350
Tech Sheet 110831		

Gas/Air, BSPT Male, Silicone Gasket

9025	Thread	Nm 3/h
TFM08VG250	1.1/2"	25-250
TFM09VG350	1.1/2"	35-350
TFM10VG400	1.1/2"	80-400
TFM11VG500	2"	100-500
TFM12VG600	2"	120-600
TFM13VG850	2"	300-850
TFM14VG1200	2"	400-1200
TFM15VG1400	2"	550-1400
Tech Sheet 110831		

Liquid, BSPT Female, Silicone Gasket

9025	Thread	LPM
TFM01VL4	1/2"	0.5-4
TFM02VL7	1/2"	1-7
TFM03VL18	1/2"	8-18
TFM05VL70	1"	10-70
TFM07VL150	1"	20-150
TFM10VL220	1.1/2"	80-220
TFM11VL300	2"	80-300
TFM12VL360	2"	80-360
TFM13VL450	2"	150-450
TFM14VL550	2"	190-550
TFM15VL750	2"	220-750
Tech Sheet 110831		

FMP Series, Panel Type

Working Temperature:
0°C to +60°C

Maximum Working Pressure:
10 bar

Gas/Air, BSPT Male, Silicone Gasket

9025	Thread	Nm 3/h
FMP01VG1	1/2"	0.1-1
FMP02VG6	1/2"	0.6-6
FMP06VG10	1/2"	1-10
FMP07VG16	1/2"	1.6-16
FMP08VG25	1/2"	2.5-25
FMP09VG40	1/2"	4-40
FMP10VG100	1"	10-100
FMP11VG100	1"	20-100
FMP12VG160	1"	16-160
FMP13VG250	1"	25-250
FMP14VG300	1"	30-300
FMP15VG350	1"	35-350
Tech Sheet 110838		

Liquid, BSPT Male, Silicone Gasket

9025	Thread	LPM
FMP03VL100	1/2"	10-100 LPH
FMP04VL160	1/2"	16-160 LPH
FMP06VL4	1/2"	0.5-4
FMP07VL7	1/2"	1-7
FMP08VL11	1/2"	1-11
FMP09VL18	1/2"	2-18
FMP10VL35	1"	5-35
FMP11VL50	1"	10-50
FMP12VL70	1"	10-70
FMP15VL170	1"	10-170
Tech Sheet 110838		

FLOW METERS

Low Pressure Flow Meters

Water

0061	Thread	LPM
2018-2929	1/4" Male	0.04-0.4
2018-2937	1/2" Female	0.3-3.75
2018-2938	1/2" Female	1-19
	Tech Sheet 2008	

Air

0061	Thread	SCFM
2040-1626	1/2"	1-15
2040-1634	1/2"	2-20
	Tech Sheet 2008	

Flow Meters

Standard Water Meters, 3/4" BSPT

0061	Thread	LPM
2018-2838	3/4"	2-15
2018-2853	3/4"	4-35
2018-2887	3/4"	15-65
2018-2903	3/4"	20-100
	Tech Sheet 2009	

Water Meters & Flowalert Signal, 3/4" BSPT

0061	Thread	LPM
2018-2911	3/4"	20-100
	Tech Sheet 2009	

Water & Oil

Water, BSPP, fm

0061	Thread	LPM	Max Pressure Bar
2018-1947	1/4"	1-7.5	122
2018-1970	3/4"	10-115	183
2039-9432	1"	15-150	183
	Tech Sheet 2010		

Note: Other flow rate units available on request

Oil, BSPP, fm

0061	Thread	LPM	Max Pressure Bar
2039-9119	1/4"	0.2-1.9	122
2039-9184	3/4"	5-38	183
2018-1913	3/4"	10-115	183
2039-9200	1"	10-115	183
2039-9218	1"	19-150	183
	Tech Sheet 2010		

FLOAT LEVEL SWITCHES

Working Temperature:
-10°C to +80°C

Fixed Thermostat, Normally Closed IP65

Top Entry 100mm, PG 09 DIN 43650 Connection

9025	Actuation Temperature °C
LM1FA100-T40	40
LM1FA100-T50	50
LM1FA100-T60	60
LM1FA100-T70	70
LM1FA100-T80	80
Tech Sheet 110840	

Top Entry 150mm, PG 09 DIN 43650 Connection

9025	Actuation Temperature °C
LM1FA150-T40	40
LM1FA150-T50	50
LM1FA150-T60	60
LM1FA150-T70	70
LM1FA150-T80	80
Tech Sheet 110840	

Top Entry 200mm, PG 09 DIN 43650 Connection

9025	Actuation Temperature °C
LM1FA200-T40	40
LM1FA200-T50	50
LM1FA200-T60	60
LM1FA200-T70	70
LM1FA200-T80	80
Tech Sheet 110840	

Top Entry 250mm, PG 09 DIN 43650 Connection

9025	Actuation Temperature °C
LM1FA250-T40	40
LM1FA250-T50	50
LM1FA250-T60	60
LM1FA250-T70	70
LM1FA250-T80	80
Tech Sheet 110840	

Top Entry 300mm, PG 09 DIN 43650 Connection

9025	Actuation Temperature °C
LM1FA300-T40	40
LM1FA300-T50	50
LM1FA300-T60	60
LM1FA300-T70	70
LM1FA300-T80	80
Tech Sheet 110840	

Top Entry 350mm, PG 09 DIN 43650 Connection

9025	Actuation Temperature °C
LM1FA350-T40	40
LM1FA350-T50	50
LM1FA350-T60	60
LM1FA350-T70	70
LM1FA350-T80	80
Tech Sheet 110840	

Top Entry 400mm, PG 09 DIN 43650 Connection

9025	Actuation Temperature °C
LM1FA400-T40	40
LM1FA400-T50	50
LM1FA400-T60	60
LM1FA400-T70	70
LM1FA400-T80	80
Tech Sheet 110840	

Top Entry 450mm, PG 09 DIN 43650 Connection

9025	Actuation Temperature °C
LM1FA450-T40	40
LM1FA450-T50	50
LM1FA450-T60	60
LM1FA450-T70	70
LM1FA450-T80	80
Tech Sheet 110840	

Top Entry 500mm, PG 09 DIN 43650 Connection

9025	Actuation Temperature °C
LM1FA500-T40	40
LM1FA500-T50	50
LM1FA500-T60	60
LM1FA500-T70	70
LM1FA500-T80	80
Tech Sheet 110840	

ATEX Stop Ring SPDT IP65

Top Entry, PG 09 DIN 43650 Connection

9025	Length mm
LM2FA100	100
LM2FA150	150
LM2FA200	200
LM2FA250	250
LM2FA300	300
LM2FA350	350
LM2FA400	400
LM2FA450	450
LM2FA500	500
Tech Sheet 110839	

DIY Kit Normally Closed IP65, 1" BSPP Male

Top Entry, PG 09 DIN 43650 Connection

9025	Length mm
LM1TB-1000	1000
LM1TB-0500	500
Tech Sheet 110840	

FLOAT LEVEL SWITCHES

Polypropylene Normally Open or Normally Closed

Working Temperature:
-10°C to +80°C

- Fluid specific gravity: >0.8
- Cable length: 300mm

Side Entry, 1/2" NPT

9025
MFS10-N1-2
Tech Sheet 112

Working Temperature:
-40°C to +120°C

- Fluid specific gravity >0.8
- Cable length: 300mm

Top Entry, 1/8" BSPP

9025
MFS17-C-2
Tech Sheet 112

Stainless Steel Normally Closed IP65

- Normally open/normally closed contacts.
- Specific Gravity > 0.
- PG09 DIN 43650 connection

stainless steel

Side Entry, BSPT Male

9025	Thread
RFS-12P-2-SUS304	1/2"
Tech Sheet 111	

FLOAT LEVEL SWITCHES

stainless steel

ELETTROTEC

Stainless Steel Normally Closed IP65

Working Temperature:
-10°C to +80°C

Maximum Working Pressure:
10 bar

- Fluid specific gravitiy:≥ 0.
- Maximum fluid viscosity 150 cS
- Cable length: 500mm

Side Entry, BSPP Male

9025	Thread
LEM7A	1/8"

Working Temperature:
-10°C to +80°C

Maximum Working Pressure:
10 bar

- Fluid specific gravitiy:≥ 0.
- Maximum fluid viscosity 150 cS
- Cable length: 500mm

Top Entry, BSPT Male

9025	Thread
LEM7NC	1/8"

LIQUID LEVEL GAUGES

EcoFit Gauges

EcoFit liquid level gauges are available up to 1 metre, each gauge above 400mm is supplied with a upper tank bracket. Thread sizes available in G1/4", G3/8", G1/2" BSPP Male

- Suitable for many industrial and domestic usages, subject to pressure and material compatibility

Maximum Working Temperature: +60°C

Pressure: Atmospheric
Lower Body: Brass, nickel plated
Fixing Bolts: Brass, nickel plated
Seals: Viton
Sight Tube: Polycarbonate
Guard Tube: Polycarbonate
Top Cap: Brass
Adaptor: Brass
Tank Seals: Walkertite washer

BSPP

0171	Thread	Centres mm
SEE80100	1/4"	100
SEE80125	1/4"	125
SEE80150	1/4"	150
SEE80200	1/4"	200
SEE80250	1/4"	250
SEE80300	1/4"	300
SEE80350	1/4"	350
SEE80400	1/4"	400
SEE80450	1/4"	450
SEE80500	1/4"	500
SEE80600	1/4"	600
SEE80650	1/4"	650
SEE80700	1/4"	700
SEE80750	1/4"	750
SEE80800	1/4"	800
SEE80850	1/4"	850
SEE80900	1/4"	900
SEE80950	1/4"	950
SEE801000	1/4"	1000
SEE82100	3/8"	100
SEE82125	3/8"	125
SEE82150	3/8"	150
SEE82200	3/8"	200
SEE82250	3/8"	250
SEE82300	3/8"	300
SEE82350	3/8"	350
SEE82400	3/8"	400
SEE82450	3/8"	450
SEE82500	3/8"	500
SEE82600	3/8"	600
SEE82650	3/8"	650
SEE82700	3/8"	700
SEE82750	3/8"	750
SEE82800	3/8"	800
SEE82900	3/8"	900
SEE821000	3/8"	1000
SEE84100	1/2"	100
SEE84125	1/2"	125
SEE84150	1/2"	150
SEE84200	1/2"	200
SEE84250	1/2"	250
SEE84300	1/2"	300
SEE84350	1/2"	350
SEE84400	1/2"	400
SEE84450	1/2"	450
SEE84500	1/2"	500
SEE84600	1/2"	600
SEE84650	1/2"	650
SEE84700	1/2"	700
SEE84750	1/2"	750
SEE84800	1/2"	800
SEE84900	1/2"	900
SEE841000	1/2"	1000
Tech Sheet 20616		

EasyFit Gauges

EasyFit liquid level gauges are available up to 1 metre.
Suitable for many industrial and domestic usages, subject to pressure and material compatibility.

Maximum Working Temperature: +60°C

Maximum Working Pressure: 14 bar (subject to centre distance selected)

Lower Body: Brass
Fixing Bolts: Brass
Seals: Viton
Sight Tube: Polycarbonate
Guard Tube: Polycarbonate
Adaptor: Brass
Tank Seals: Dowty sealing washer

BSPP

0171	Thread	Centres mm
SEE27100	1/4"	100
SEE27150	1/4"	150
SEE27200	1/4"	200
SEE27250	1/4"	250
SEE27300	1/4"	300
SEE27350	1/4"	350
SEE27400	1/4"	400
SEE27450	1/4"	450
SEE27500	1/4"	500
SEE27600	1/4"	600
SEE27650	1/4"	650
SEE27700	1/4"	700
SEE27800	1/4"	800
SEE27850	1/4"	850
SEE27900	1/4"	900
SEE27950	1/4"	950
SEE271000	1/4"	1000
SEE29100	3/8"	100
SEE29150	3/8"	150
SEE29200	3/8"	200
SEE29250	3/8"	250
SEE29300	3/8"	300
SEE29350	3/8"	350
SEE29400	3/8"	400
SEE29450	3/8"	450
SEE29500	3/8"	500
SEE29600	3/8"	600
SEE29650	3/8"	650
SEE29700	3/8"	700
SEE29800	3/8"	800
SEE29850	3/8"	850
SEE29900	3/8"	900
SEE29950	3/8"	950
SEE291000	3/8"	1000
SEE31100	1/2"	100
SEE31150	1/2"	150
SEE31200	1/2"	200
SEE31250	1/2"	250
SEE31300	1/2"	300
SEE31350	1/2"	350
SEE31400	1/2"	400
SEE31450	1/2"	450
SEE31500	1/2"	500
SEE31600	1/2"	600
SEE31650	1/2"	650
SEE31700	1/2"	700
SEE31800	1/2"	800
SEE31850	1/2"	850
SEE31900	1/2"	900
SEE31950	1/2"	950
SEE311000	1/2"	1000
Tech Sheet 20617		

LIQUID LEVEL GAUGES

QuickFit Gauges

QuickFit liquid level gauges are available up to 1 metre.

- Suitable for many industrial and domestic usages, subject to pressure and material compatibility

Maximum Working Temperature: +65°C

Maximum Working Pressure: 3 bar

Lower Body: Brass, nickel plated
Fixing Bolts: Brass, nickel plated
Seals: Viton
Sight Tube: Polycarbonate
Adaptor: Brass
Tank Seals: Dowty sealing washer

BSPP

0171	Thread	Centres mm
SEE99100	1/4"	100
SEE99150	1/4"	150
SEE99200	1/4"	200
SEE99250	1/4"	250
SEE99300	1/4"	300
SEE99350	1/4"	350
SEE99400	1/4"	400
SEE99450	1/4"	450
SEE99500	1/4"	500
SEE99600	1/4"	600
SEE99650	1/4"	650
SEE99700	1/4"	700
SEE99800	1/4"	800
SEE99850	1/4"	850
SEE99000	1/4"	900
SEE99950	1/4"	950
SEE991000	1/4"	1000
SEE97100	3/8"	100
SEE97150	3/8"	150
SEE97200	3/8"	200
SEE97250	3/8"	250
SEE97300	3/8"	300
SEE97350	3/8"	350
SEE97400	3/8"	400
SEE97450	3/8"	450
SEE97500	3/8"	500
SEE97600	3/8"	600
SEE97650	3/8"	650
SEE97700	3/8"	700
SEE97800	3/8"	800
SEE97850	3/8"	850
SEE97900	3/8"	900
SEE97950	3/8"	950
SEE971000	3/8"	1000
SEE95100	1/2"	100
SEE95150	1/2"	150
SEE95200	1/2"	200
SEE95250	1/2"	250
SEE95300	1/2"	300
SEE95350	1/2"	350
SEE95400	1/2"	400
SEE95450	1/2"	450
SEE95500	1/2"	500
SEE95600	1/2"	600
SEE95650	1/2"	650
SEE95700	1/2"	700
SEE95800	1/2"	800
SEE95850	1/2"	850
SEE95900	1/2"	900
SEE95950	1/2"	950
SEE951000	1/2"	1000
Tech Sheet 20618		

QuickMount Gauges

Available in G1/2", G3/4" BSPP male.
G3/4" stainless steel model also.

Without Valve, BSPP

0171	Thread	Centres mm
SEE22500P12	1/2"	500
SEE22550P12	1/2"	550
SEE22600P12	1/2"	600
SEE22650P12	1/2"	650
SEE22700P12	1/2"	700
SEE22750P12	1/2"	750
SEE22800P12	1/2"	800
SEE22850P12	1/2"	850
SEE22900P12	1/2"	900
SEE22950P12	1/2"	950
SEE221000P12	1/2"	1000
SEE221125P12	1/2"	1125
SEE221250P12	1/2"	1250
SEE221500P12	1/2"	1500
SEE221600P12	1/2"	1600
SEE221700P12	1/2"	1700
Tech Sheet 10435		

With Valve, Brass Fittings, BSPP

0171	Thread	Centres mm
SEE22280P	3/4"	280
SEE22400P	3/4"	400
SEE22500P	3/4"	500
SEE22600P	3/4"	600
SEE22610P	3/4"	610
SEE22710P	3/4"	710
SEE22750P	3/4"	750
SEE22770P	3/4"	770
SEE22800P	3/4"	800
SEE22825P	3/4"	825
SEE22850P	3/4"	850
SEE22880P	3/4"	880
SEE22900P	3/4"	900
SEE22950P	3/4"	950
SEE221000P	3/4"	1000
SEE221300P	3/4"	1300
SEE221400P	3/4"	1400
Tech Sheet 10435		

With Valve, Stainless Steel Fittings, BSPP

0171	Thread	Centres mm
SEE22S500P	3/4"	500
SEE22S550P	3/4"	550
SEE22S600P	3/4"	600
SEE22S1000P	3/4"	1000
SEE22S2800P	3/4"	2800
SEE22S4200P	3/4"	4200
SEE22S500B	3/4"	500
SEE22S550B	3/4"	550
SEE22S600B	3/4"	600
SEE22S650B	3/4"	650
SEE22S700B	3/4"	700
SEE22S750B	3/4"	750
SEE22S800B	3/4"	800
SEE22S850B	3/4"	850
SEE22S900B	3/4"	900
SEE22S1000B	3/4"	1000
SEE22S2800B	3/4"	2800
Tech Sheet 10435		

The QuickMount valve assemblies are G3/4" BSPP which are manual screwdown with Auto Safety Shut-off (ASV) as the standard configuration, G1/2" BSPP does not come with the safety shut-off valve.

Valves Assemblies: Brass or stainless steel
Collar: Brass
Seals: Viton
Sight Tube: Polycarbonate
Guard Tube: 'C' section aluminium
Tank Seals: Walkertite washer

Maximum Working Temperature: +100°C

Maximum Pressure: 14 bar

VISUAL INDICATORS

High Pressure Visual Indicators

- Indicate the presence or absence of a pneumatic signal
- Wide angle of visibility
- Contrasting colours combinations for positive identificatio

Medium:
Compressed air, filtered dry or lubricate
Operation: Visual indicator, diaphragm operated

Materials:
Molded plastic body and internal components, brass connector, steel spring, synthetic rubber diaphragm

Operating Temperature:
+2°C to +66°C*
*Consult our technical service for use below +2°C

Operating Pressure:
0.7 to 8.6 bar full actuation
0-0.14 bar full de-actuation

BSPP

0036	Unactuated Colour	Actuated Colour	Connection
5VS-401-800	Black	Red	G1/8
5VS-402-800	Black	Green	G1/8
5VS-410-800	Red	Black	G1/8
5VS-412-800	Red	Green	G1/8
5VS-420-800	Green	Black	G1/8
5VS-421-800	Green	Red	G1/8
Tech Sheet 71749			

COLD WATER FLOW METER

Single-jet Water Meter

Compact design for most metering applications
Meter Type: Single-jet impeller design
Meter Body Material: Brass, epoxy coated
Drinking Water Approved: (75/33/EEC)
Accuracy: Class B
Installation: Horizontal or vertical
Connection: BSP (nuts, tails and washers supplied)

Maximum Working Temperature:
+30°C

Maximum Working Pressure:
16 bar

Super Dry Dial

0241	Thread	Length	Gauge Diameter mm	LPM
WATERC1.5D	1/2"	110	15	1.5
WATERC2.5D	3/4"	130	20	2.5
Tech Sheet 10364				

THERMOMETERS FOR INDUSTRY

Handheld Thermometers, Type K

- Free traceable Certificate of Calibration included
- Robust waterproof case offering IP66/67 protection
- Backlight, max/min and hold functions
- Integrated rubber seal for durability and complete watertightness
- Designed for reliability and ease of use
- Ideal for industry applications
- Excludes probe

Working Temperature:
-100°C to +1372°C

Therma Waterproof

0065	Colour	IP Rating
232-101	Black	66/67
	Tech Sheet 20016	

K Type Probes

To suit all Thermometers, K Type

0065	Probe Type
123-030	Ribbon Surface
123-046	Waterproof Surface
123-212	High Temperature
	Tech Sheet 20069

Please see tech sheet 20069 for all available K Type products

Room Thermometers

- Accuracy +/- 1°C

Working Temperature:
-30°C to +50°C



Spirit-filled

0065	Description
803-232	White 200mm
803-233	Factory Act 200mm
	Tech Sheet 10273

Bimetal Indicators

Working Temperature:
-30°C to +30°C

52mm Thermometer

0065
800-100
Tech Sheet 20615

Dial Pipe Thermometers

- Wrap-around stainless steel, spring mounting
- 50mm dial
- Stainless steel dial pipe thermometer, supplied with a wrap-around stainless steel spring kit (53mm long) that enables the user to mount each thermometer to a pipe
- For larger pipes it is possible to attach the thermometer to pipework using either tie wraps or wire (not supplied)



50mm Dial

0065	Temperature Range °C
800-951	0°C to +120°C
	Tech Sheet 10271

Magnetic Dial Thermometers

- 50mm dial
- Stainless steel dial thermometer incorporating a magnetic sensing pad for mounting on ferrous metals

50mm Dial

0065	Temperature Range °C
800-950	0°C to +120°C
	Tech Sheet 10272

FT PRO

For **Diesel Transfer Pumps Drain Valves** see page **1636**

1 Hydraulics 3-284

2 Hydraulic Quick Release Couplings 285-320

3 Pneumatic Quick Release Couplings 321-406

4 Monitor & Test 407-446

5 **Pneumatic & Vacuum** 447-762

6 Push-in Fittings & Tubing 763-918

7 Valves & Actuation 919-1060

8 Ring Main 1061-1136

9 Hose Tails, Adaptors, Fittings & Manifolds 1137-1224

10 Stainless Steel 1225-1332

11 Malleable Iron 1333-1398

12 Hose, Couplings, Ducting & Hose Reels 1399-1510

13 Clips & Clamps 1511-1558

14 Paint, Sprays & Adhesives 1559-1590

15 Blow Guns, Vacuum & Nozzles 1591-1616

16 Fuelling, Lubrication, Wash Down & Misting 1617-1696

17 Compressors & Air Tools 1697-1726

18 Hand Tools & PPE 1727-1765

SECTION 5

Pneumatic & Vacuum

5.01 ISO 6432 Cylinders & Accessories 450-477

5.02 ISO 15552 Cylinders & Accessories 478-515

5.03 Compact Cylinders & Accessories 516-536

5.04 Cartridge & Roundline Cylinders 537-541

5.05 Grippers & Drives 542-544

5.06 Manual & Mechanical Valves 545-574

5.07 Solenoid Valves 575-599

5.08 Pilot Valves 600-610

5.09 Logic, Specialist & ISO Mount Valves 611-636

5.10 Air Preparation 637-704

5.11 Air Boosters 705-706

5.12 Suction Cups 707-749

5.13 Suction Cup Fittings 750-754

5.14 Vacuum Pumps 755-757

5.15 Point of use complete Pump & Cup Units 758-760

5.16 Vacuum Filters 761-762

SECTION 5

5.01 ISO 6432 Cylinders & Accessories — 450-477

- Pneumatic Mini Cylinders
- Stainless Steel Mini Cylinders
- Round Cylinders
- Mini Air Cylinders
- Mini-ISO Cylinders
- Mountings
- Attachments & Accessories

5.02 ISO 15552 Cylinders & Accessories — 478-515

- ISO 15552 Cylinders
- Reed Switches
- Mountings
- Attachments
- Accessories

5.03 Compact Cylinders & Accessories — 516-536

- Compact Cylinders
- Reed Switches
- Repair Kits
- ISO 21287 Compact Cylinders
- Proximity Sensors
- DFM Guided Drives
- ISO 21287 Cylinders
- ISO Compact Cylinders
- Mountings & Accessories

5.04 Cartridge & Roundline Cylinders — 537-541

- Pneumatic Cylinder & Transmitters
- Round RNDC Cylinders
- Round RNDC Cylinder Accessories
- Roundline Cylinders & Mountings

5.05 Grippers & Drives — 542-544

- Pneumatic Grippers
- Semi-Rotary Drives

5.06 Manual & Mechanical Valves — 545-574

- Panel Mount Valves
- Mechanical & Manual Valves
- VME Roller Valves
- Plunger Valves
- Top Lever Valves
- Aerial Valves
- Push/Pull Valves
- Lever Valves
- Mechanically & Manually Actuated Valves
- Directional Control Valves

5.07 Solenoid Valves — 575-599

- Solenoid Valves
- Solenoid Control Valves
- In-line Piston Spool Valves
- Electrically Actuated Directional Control Valves
- In-line Valves
- Solenoid Actuated Poppet Valves
- Pneumatic Valves
- Manifolds

5.08 Pilot Valves — 600-610

- Pilot Valves
- Pneumatically Operated Valves
- Directional Control Valves
- Solenoid Valves
- 3/2 Pneumatic Valves
- 5/2 Pneumatic Valves
- 5/3 Pneumatic Valves

5.09 Logic, Specialist & ISO Mount Valves

611-636

- Logic Valves
- Timers & Controls
- ISO Valves
- Non-return Valves
- Directional Control Valves
- Pressure & Vacuum Valves
- Industrial Vibrators
- Ball & Check Valves
- Mufflers
- Proportional Valves
- Exhaust Flow Regulators
- Automatic Valves
- Silencers
- Pneumatic Logic Valves

5.10 Air Preparation

637-704

- Filters, Regulators & Lubriactors
- Soft Start Valves
- Porting Blocks
- Pressure Regulators
- Filter Regulators
- Modular Valves
- Minature FRLs
- Pressure Switches
- Air Treatment Units
- Fixing Brackets
- Accessories

5.11 Air Boosters

705-706

- Pressure Booster
- Air Pressure Boosters

5.12 Suction Cups

707-749

- Single Bellows
- Direct Mount Bellows
- Double Bellows
- Bellows & Cross Groove
- Long Multi Bellows
- Dual Lip Suction Cups
- Oval Universal Cups
- Universal Cups
- Flat Cups
- Flat & Curve Cups
- Mark Free Cups
- Flat Structure
- Deep Cups
- Foam Rubber Cups

5.13 Suction Cup Fittings

750-754

- VU/VB/VF/VBL/VBU/ VBX/VFC Series
- BL5040 Series
- VOBL 35 x 90 Series
- FF Series
- BL5040 Series

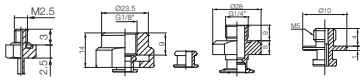

5.14 Vacuum Pumps

755-757

- Green Pumps
- VSM Pumps
- VCS Pumps
- Magic Pumps
- Turtle Pumps

5.15 Point of use complete Pump & Cup Units

758-760

- Vacuum Grippers
- Suction Lips

5.16 Vacuum Filters

761-762

- In-line Vacuum Filters
- Replacement Elements
- Vacuum Pump Filters
- Blower Intake Filter
- High Volume Muffler



PNEUMATIC ISO 6432 MINI CYLINDERS

Accessories & Mounting Selector



Single Acting or Double Acting ISO 6432 Mini Cylinders

FA	Front flange mounting
TC	Front trunnion mounting
SDB	Rear hinge mounting
LB	Foot mounting (pair)
Y	Piston rod clevis
I	Piston rod clevis
F	Piston rod floating joint
U	Piston rod universal joint
Reed Switches	Two wire N/O with LED

Cylinders Pages 452-454

Mountings Pages 454-455

Reed Switches Page 455

Cylinder Guides Page 456

Technical Information

KA Series

CA type

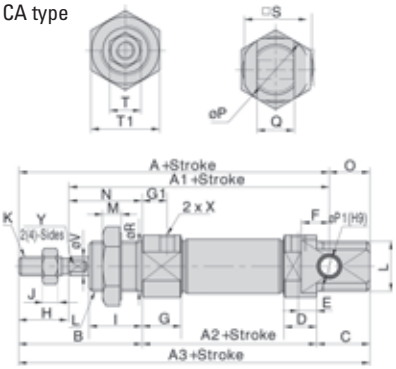

Bore	A	A1	A2	A3	A4	A5	A6	B	C	C1	C2	D	E	F	G	G1	H	I
8	76	64	46	86	74	–	–	28	12	9.5	5	9.5	5	6	11.5	7	12	12
10	76	64	46	86	74	–	–	28	12	9.5	5	9.5	5	6	11.5	7	12	12
12	91	75	50	105	88	–	–	38	17	10.5	6	10.5	6	9	12.5	8	16	17
16	98	82	56	111	94	111	94	38	17	10.5	6	10.5	6	9	12.5	8	16	17
20	115	95	62	126	106	126	106	44	20	14.5	7.5	14.5	7.5	12	14.5	7.5	20	20
25	126	104	65	137	114.5	137	115	50	22	16	8	16	8	12	16	8	22	22
32	–	–	–	–	125	140	126	58	14	16.5	9	–	–	–	16.5	9	20	30
40	–	–	–	–	158	174	158	69	16	22	12	–	–	–	22	12	24	35

Bore	J	K	L	M	N	O	P	P1	Q	R	S	T	T1	X	V	W	Y
8	2.5	M4 x 0.7	M12 x 1.25	6	16	10	17	4	8	12	15	7	17	M5 x 0.8	4	–	–
10	2.5	M4 x 0.7	M12 x 1.25	6	16	10	17	4	8	12	15	7	17	M5 x 0.8	4	–	–
12	5	M6 x 1.0	M16 x 1.5	6	22	14	20	6	12	16	18	10	22	M5 x 0.8	6	–	5
16	5	M6 x 1.0	M16 x 1.5	6	22	13	22	6	12	16	20	10	22	M5 x 0.8	6	13.5	5
20	6	M8 x 1.25	M22 x 1.5	7	24	11	29	8	16	22	25	12	29	1/8"	8	16.5	6
25	6	M10 x 1.25	M22 x 1.5	7	28	11	33.5	8	16	22	30	17	29	1/8"	10	18.5	8
32	6	M10 x 1.25	M30 x 1.5	7	38	–	37.5	–	–	30	34.5	17	36	1/8"	12	10.5	10
40	7	M12 x 1.25	M38 x 1.5	8	45	–	46.5	–	–	38	42.5	17	46	1/4"	16	12.5	14

KB Series

Ø16 to Ø25

Bore	A	A1	A2	A3	A4	A5	B	C	D
16	98	82	56	111	94	111	38	17	12.1
20	115	95	62	126	106	126	44	20	14.5
25	126	104	65	137	113.5	137	50	22	16

Bore	D1	D2	D3	E	F	G	G1	G2
16	7	9	12.1	6	9	12.5	7.5	9.5
20	7.5	10.5	14.5	8	12	14.5	7.5	10.5
25	8	10.5	14.5	8	12	16	8	12

Bore	H	I	J	K	L	M	O	N
16	16	17	5	M6 x 1.0	M16 x 1.5	6	13	22
20	20	20	6	M8 x 1.25	M22 x 1.5	7	11	24
25	22	22	6	M10 x 1.25	M22 x 1.5	7	11	28

Bore	P	Q	R	S	T	T1	V	W	X
16	22	12	5	20	10	22	6	13.5	M5 x 0.8
20	29	16	6	25	12	29	8	16.5	1.8"
25	33.5	16	9	30	17	29	10	18.5	1/8"

Ø32 & Ø40

Bore	A2	A4	A5	B	C	D	D1	D2	D3	D4
32	68	124	140	58	14	16.5	9	11.5	14.5	7.5
40	89	157.5	174	69	16	22	12	12	21.5	11.5

Bore	D5	G	G1	G2	H	I	J	K
32	11	16.5	9	11.8	20	30	6	M10 x 1.25
40	14	22	12	12	24	35	7	M12 x 1.25

Bore	L	M	N	P	S	T	T1	V	W	X
32	M30 x 1.5	7	38	37.5	34.5	17	36	12	10.5	1/8"
40	M38 x 1.5	8	45	46.5	42.5	17	46	16	12.5	1/4"

KC Series

CA type

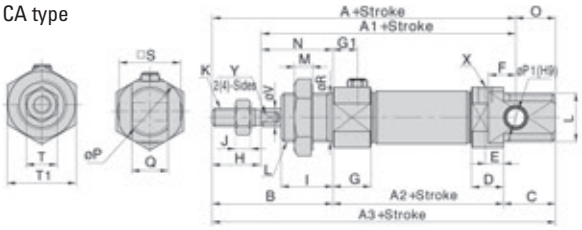

Inner Structure

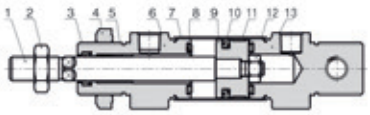

No.	Item	Material
1	Rod	304
2	Rod nut	Carbon steel
3	Front cover packing	NBR
4	Front cover nut	Carbon steel
5	Bushing	Wear-resistant material
6	Front cover	Aluminium
7	Barrel	304
8	Bumper	TPU
9	Piston	303*
10	Piston O-ring	NBR
11	Wear ring	Wear-resistant material
12	Nut	Carbon steel
13	Back cover	Aluminium allow

*16-40 bore: aluminium alloy.

CM type

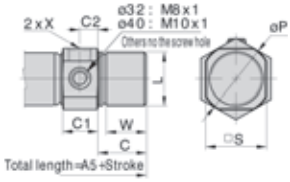

Bore / Stroke	A 0-50	A 51-100	A 101-150	A1 0-50	A1 51-100	A1 101-150
8	101	–	–	89	–	–
10	101	–	–	89	–	–
12	116	–	–	100	–	–
16	123	148	–	107	132	–
20	140	165	190	120	145	170
25	151	176	201	129	154	179
32	–	–	–	–	–	–
40	–	–	–	–	–	–

Bore / Stroke	A4 0-50	A4 51-100	A4 101-150	A5 0-50	A5 51-100	A5 101-150
8	99	–	–	–	–	–
10	99	–	–	–	–	–
12	113	–	–	–	–	–
16	119	144	–	136	161	–
20	131	156	181	151	176	201
25	139.5	164.5	189.5	162	187	212
32	150	175	200	165	190	215
40	183	208	233	199	224	249

Bore / Stroke	A2 0-50	A2 51-100	A2 101-150	A3 0-50	A3 51-100	A3 101-150
8	71	–	–	111	–	–
10	71	–	–	111	–	–
12	75	–	–	130	–	–
16	81	106	–	136	161	–
20	87	112	137	151	176	201
25	90	115	140	162	187	212
32	–	–	–	–	–	–
40	–	–	–	–	–	–

Bore / Stroke	A6 0-50	A6 51-100	A6 101-150	B	C	C1	C2
8	–	–	–	28	12	9.5	5
10	–	–	–	28	12	9.5	5
12	–	–	–	38	17	10.5	5
16	119	144	–	38	17	10.5	5
20	131	156	181	44	20	14.5	7.5
25	140	165	190	50	22	16	8
32	151	176	201	58	14	16.5	9
40	183	208	233	69	16	22	12

PNEUMATIC CYLINDERS

ISO 6432 Mini Cylinders

Medium:
Clean compressed air. Filtered (40µm) and lubricated cushioning-bumper.
Please note: Bore sizes 8mm-12mm and 32mm-40mm are available on a lead time. Please contact our sales office for details.

2 Year Warranty

Working Temperature:
-20°C to +70°C

Working Pressure:
2 to 10 bar



Stainless Steel Piston Rod and Barrel as Standard

Magnetic Single Acting

0334	Bore mm	Stroke mm	Thread	Locknut Thread	Piston Rod Thread
KC-8X10-S-CA	8	10	M5	M12 x 1.25	M4 x 0.7
KC-8X15-S-CA	8	15	M5	M12 x 1.25	M4 x 0.7
KC-8X20-S-CA	8	20	M5	M12 x 1.25	M4 x 0.7
KC-8X25-S-CA	8	25	M5	M12 x 1.25	M4 x 0.7
KC-8X30-S-CA	8	30	M5	M12 x 1.25	M4 x 0.7
KC-8X40-S-CA	8	40	M5	M12 x 1.25	M4 x 0.7
KC-8X50-S-CA	8	50	M5	M12 x 1.25	M4 x 0.7
KC-10X10-S-CA	10	10	M5	M12 x 1.25	M4 x 0.7
KC-10X15-S-CA	10	15	M5	M12 x 1.25	M4 x 0.7
KC-10X20-S-CA	10	20	M5	M12 x 1.25	M4 x 0.7
KC-10X25-S-CA	10	25	M5	M12 x 1.25	M4 x 0.7
KC-10X30-S-CA	10	30	M5	M12 x 1.25	M4 x 0.7
KC-10X40-S-CA	10	40	M5	M12 x 1.25	M4 x 0.7
KC-10X50-S-CA	10	50	M5	M12 x 1.25	M4 x 0.7
KC-12X10-S-CA	12	10	M5	M16 x 1.5	M6 x 1.0
KC-12X15-S-CA	12	15	M5	M16 x 1.5	M6 x 1.0
KC-12X20-S-CA	12	20	M5	M16 x 1.5	M6 x 1.0
KC-12X25-S-CA	12	25	M5	M16 x 1.5	M6 x 1.0
KC-12X30-S-CA	12	30	M5	M16 x 1.5	M6 x 1.0
KC-12X40-S-CA	12	40	M5	M16 x 1.5	M6 x 1.0
KC-12X50-S-CA	12	50	M5	M16 x 1.5	M6 x 1.0
KC-16X10-S-CA	16	10	M5	M16 x 1.5	M6 x 1.0
KC-16X15-S-CA	16	15	M5	M16 x 1.5	M6 x 1.0
KC-16X20-S-CA	16	20	M5	M16 x 1.5	M6 x 1.0
KC-16X25-S-CA	16	25	M5	M16 x 1.5	M6 x 1.0
KC-16X30-S-CA	16	30	M5	M16 x 1.5	M6 x 1.0
KC-16X40-S-CA	16	40	M5	M16 x 1.5	M6 x 1.0
KC-16X50-S-CA	16	50	M5	M16 x 1.5	M6 x 1.0
KC-16X60-S-CA	16	60	M5	M16 x 1.5	M6 x 1.0
KC-16X75-S-CA	16	75	M5	M16 x 1.5	M6 x 1.0
KC-16X80-S-CA	16	80	M5	M16 x 1.5	M6 x 1.0
KC-16X100-S-CA	16	100	M5	M16 x 1.5	M6 x 1.0
KC-20X10-S-CA	20	10	1/8"	M22 x 1.5	M8 x 1.25
KC-20X15-S-CA	20	15	1/8"	M22 x 1.5	M8 x 1.25
KC-20X20-S-CA	20	20	1/8"	M22 x 1.5	M8 x 1.25
KC-20X25-S-CA	20	25	1/8"	M22 x 1.5	M8 x 1.25
KC-20X30-S-CA	20	30	1/8"	M22 x 1.5	M8 x 1.25
KC-20X40-S-CA	20	40	1/8"	M22 x 1.5	M8 x 1.25
KC-20X50-S-CA	20	50	1/8"	M22 x 1.5	M8 x 1.25
KC-20X60-S-CA	20	60	1/8"	M22 x 1.5	M8 x 1.25
KC-20X75-S-CA	20	75	1/8"	M22 x 1.5	M8 x 1.25
KC-20X80-S-CA	20	80	1/8"	M22 x 1.5	M8 x 1.25

0334	Bore mm	Stroke mm	Thread	Locknut Thread	Piston Rod Thread
KC-20X100-S-CA	20	100	1/8"	M22 x 1.5	M8 x 1.25
KC-20X125-S-CA	20	125	1/8"	M22 x 1.5	M8 x 1.25
KC-20X150-S-CA	20	150	1/8"	M22 x 1.5	M8 x 1.25
KC-25X10-S-CA	25	10	1/8"	M22 x 1.5	M10 x 1.25
KC-25X20-S-CA	25	20	1/8"	M22 x 1.5	M10 x 1.25
KC-25X25-S-CA	25	25	1/8"	M22 x 1.5	M10 x 1.25
KC-25X30-S-CA	25	30	1/8"	M22 x 1.5	M10 x 1.25
KC-25X40-S-CA	25	40	1/8"	M22 x 1.5	M10 x 1.25
KC-25X50-S-CA	25	50	1/8"	M22 x 1.5	M10 x 1.25
KC-25X60-S-CA	25	60	1/8"	M22 x 1.5	M10 x 1.25
KC-25X75-S-CA	25	75	1/8"	M22 x 1.5	M10 x 1.25
KC-25X80-S-CA	25	80	1/8"	M22 x 1.5	M10 x 1.25
KC-25X100-S-CA	25	100	1/8"	M22 x 1.5	M10 x 1.25
KC-25X125-S-CA	25	125	1/8"	M22 x 1.5	M10 x 1.25
KC-25X150-S-CA	25	150	1/8"	M22 x 1.5	M10 x 1.25
KC-32X10-S-CM	32	10	1/8"	M30 x 1.5	M10 x 1.25
KC-32X15-S-CM	32	15	1/8"	M30 x 1.5	M10 x 1.25
KC-32X20-S-CM	32	20	1/8"	M30 x 1.5	M10 x 1.25
KC-32X25-S-CM	32	25	1/8"	M30 x 1.5	M10 x 1.25
KC-32X30-S-CM	32	30	1/8"	M30 x 1.5	M10 x 1.25
KC-32X40-S-CM	32	40	1/8"	M30 x 1.5	M10 x 1.25
KC-32X50-S-CM	32	50	1/8"	M30 x 1.5	M10 x 1.25
KC-32X60-S-CM	32	60	1/8"	M30 x 1.5	M10 x 1.25
KC-32X75-S-CM	32	75	1/8"	M30 x 1.5	M10 x 1.25
KC-32X80-S-CM	32	80	1/8"	M30 x 1.5	M10 x 1.25
KC-32X100-S-CM	32	100	1/8"	M30 x 1.5	M10 x 1.25
KC-32X125-S-CM	32	125	1/8"	M30 x 1.5	M10 x 1.25
KC-32X150-S-CM	32	150	1/8"	M30 x 1.5	M10 x 1.25
KC-40X10-S-CM	40	10	1/4"	M38 x 1.5	M12 x 1.25
KC-40X15-S-CM	40	15	1/4"	M38 x 1.5	M12 x 1.25
KC-40X20-S-CM	40	20	1/4"	M38 x 1.5	M12 x 1.25
KC-40X25-S-CM	40	25	1/4"	M38 x 1.5	M12 x 1.25
KC-40X30-S-CM	40	30	1/4"	M38 x 1.5	M12 x 1.25
KC-40X40-S-CM	40	40	1/4"	M38 x 1.5	M12 x 1.25
KC-40X50-S-CM	40	50	1/4"	M38 x 1.5	M12 x 1.25
KC-40X60-S-CM	40	60	1/4"	M38 x 1.5	M12 x 1.25
KC-40X75-S-CM	40	75	1/4"	M38 x 1.5	M12 x 1.25
KC-40X80-S-CM	40	80	1/4"	M38 x 1.5	M12 x 1.25
KC-40X100-S-CM	40	100	1/4"	M38 x 1.5	M12 x 1.25
KC-40X125-S-CM	40	125	1/4"	M38 x 1.5	M12 x 1.25
KC-40X150-S-CM	40	150	1/4"	M38 x 1.5	M12 x 1.25

Tech Sheet 3001

ISO 6432 Mini Cylinders

Medium:
Clean compressed air. Filtered (40µm) and lubricated cushioning
KA-Bumper, KB-Adjustable.
Please note: Bore sizes 32mm-40mm are available on a lead time.
Please contact our sales office for details.

2 Year Warranty

Working Temperature:
-20°C to +70°C

Working Pressure:
1 to 10 bar



Stainless Steel Piston Rod and Barrel as Standard

Magnetic Double Acting

0334	Bore mm	Stroke mm	Thread	Locknut Thread	Piston Rod Thread
KA-8X15-S-CA	8	15	M5	M12 x 1.25	M4 x 0.7
KA-8X20-S-CA	8	20	M5	M12 x 1.25	M4 x 0.7
KA-8X25-S-CA	8	25	M5	M12 x 1.25	M4 x 0.7
KA-8X30-S-CA	8	30	M5	M12 x 1.25	M4 x 0.7
KA-8X40-S-CA	8	40	M5	M12 x 1.25	M4 x 0.7
KA-8X50-S-CA	8	50	M5	M12 x 1.25	M4 x 0.7
KA-8X60-S-CA	8	60	M5	M12 x 1.25	M4 x 0.7
KA-8X75-S-CA	8	75	M5	M12 x 1.25	M4 x 0.7
KA-8X80-S-CA	8	80	M5	M12 x 1.25	M4 x 0.7
KA-8X100-S-CA	8	100	M5	M12 x 1.25	M4 x 0.7
KA-8X125-S-CA	8	125	M5	M12 x 1.25	M4 x 0.7
KA-8X150-S-CA	8	150	M5	M12 x 1.25	M4 x 0.7
KA-10X10-S-CA	10	10	M5	M12 x 1.25	M4 x 0.7
KA-10X15-S-CA	10	15	M5	M12 x 1.25	M4 x 0.7
KA-10X20-S-CA	10	20	M5	M12 x 1.25	M4 x 0.7
KA-10X25-S-CA	10	25	M5	M12 x 1.25	M4 x 0.7
KA-10X30-S-CA	10	30	M5	M12 x 1.25	M4 x 0.7
KA-10X40-S-CA	10	40	M5	M12 x 1.25	M4 x 0.7
KA-10X50-S-CA	10	50	M5	M12 x 1.25	M4 x 0.7
KA-10X60-S-CA	10	60	M5	M12 x 1.25	M4 x 0.7
KA-10X75-S-CA	10	75	M5	M12 x 1.25	M4 x 0.7
KA-10X80-S-CA	10	80	M5	M12 x 1.25	M4 x 0.7
KA-10X100-S-CA	10	100	M5	M12 x 1.25	M4 x 0.7
KA-10X125-S-CA	10	125	M5	M12 x 1.25	M4 x 0.7
KA-10X150-S-CA	10	150	M5	M12 x 1.25	M4 x 0.7
KA-10X160-S-CA	10	160	M5	M12 x 1.25	M4 x 0.7
KA-10X175-S-CA	10	175	M5	M12 x 1.25	M4 x 0.7
KA-10X200-S-CA	10	200	M5	M12 x 1.25	M4 x 0.7
KA-12X10-S-CA	12	10	M5	M16 x 1.5	M6 x 1.0
KA-12X15-S-CA	12	15	M5	M16 x 1.5	M6 x 1.0
KA-12X20-S-CA	12	20	M5	M16 x 1.5	M6 x 1.0
KA-12X25-S-CA	12	25	M5	M16 x 1.5	M6 x 1.0
KA-12X30-S-CA	12	30	M5	M16 x 1.5	M6 x 1.0
KA-12X40-S-CA	12	40	M5	M16 x 1.5	M6 x 1.0
KA-12X50-S-CA	12	50	M5	M16 x 1.5	M6 x 1.0
KA-12X60-S-CA	12	60	M5	M16 x 1.5	M6 x 1.0
KA-12X75-S-CA	12	75	M5	M16 x 1.5	M6 x 1.0
KA-12X80-S-CA	12	80	M5	M16 x 1.5	M6 x 1.0
KA-12X100-S-CA	12	100	M5	M16 x 1.5	M6 x 1.0
KA-12X125-S-CA	12	125	M5	M16 x 1.5	M6 x 1.0
KA-12X150-S-CA	12	150	M5	M16 x 1.5	M6 x 1.0
KA-12X175-S-CA	12	175	M5	M16 x 1.5	M6 x 1.0
KA-12X200-S-CA	12	200	M5	M16 x 1.5	M6 x 1.0
KA-12X250-S-CA	12	250	M5	M16 x 1.5	M6 x 1.0
KB-16X10-S-CA	16	10	M5	M16 x 1.5	M6 x 1.0
KB-16X15-S-CA	16	15	M5	M16 x 1.5	M6 x 1.0
KB-16X20-S-CA	16	20	M5	M16 x 1.5	M6 x 1.0
KB-16X25-S-CA	16	25	M5	M16 x 1.5	M6 x 1.0
KB-16X30-S-CA	16	30	M5	M16 x 1.5	M6 x 1.0

0334	Bore mm	Stroke mm	Thread	Locknut Thread	Piston Rod Thread
KB-16X40-S-CA	16	40	M5	M16 x 1.5	M6 x 1.0
KB-16X50-S-CA	16	50	M5	M16 x 1.5	M6 x 1.0
KB-16X60-S-CA	16	60	M5	M16 x 1.5	M6 x 1.0
KB-16X75-S-CA	16	75	M5	M16 x 1.5	M6 x 1.0
KB-16X80-S-CA	16	80	M5	M16 x 1.5	M6 x 1.0
KB-16X100-S-CA	16	100	M5	M16 x 1.5	M6 x 1.0
KB-16X125-S-CA	16	125	M5	M16 x 1.5	M6 x 1.0
KB-16X150-S-CA	16	150	M5	M16 x 1.5	M6 x 1.0
KB-16X160-S-CA	16	160	M5	M16 x 1.5	M6 x 1.0
KB-16X175-S-CA	16	175	M5	M16 x 1.5	M6 x 1.0
KB-16X200-S-CA	16	200	M5	M16 x 1.5	M6 x 1.0
KB-16X250-S-CA	16	250	M5	M16 x 1.5	M6 x 1.0
KB-16X300-S-CA	16	300	M5	M16 x 1.5	M6 x 1.0
KB-20X10-S-CA	20	10	1/8"	M22 x 1.5	M8 x 1.25
KB-20X15-S-CA	20	15	1/8"	M22 x 1.5	M8 x 1.25
KB-20X20-S-CA	20	20	1/8"	M22 x 1.5	M8 x 1.25
KB-20X25-S-CA	20	25	1/8"	M22 x 1.5	M8 x 1.25
KB-20X30-S-CA	20	30	1/8"	M22 x 1.5	M8 x 1.25
KB-20X40-S-CA	20	40	1/8"	M22 x 1.5	M8 x 1.25
KB-20X50-S-CA	20	50	1/8"	M22 x 1.5	M8 x 1.25
KB-20X60-S-CA	20	60	1/8"	M22 x 1.5	M8 x 1.25
KB-20X75-S-CA	20	75	1/8"	M22 x 1.5	M8 x 1.25
KB-20X80-S-CA	20	80	1/8"	M22 x 1.5	M8 x 1.25
KB-20X100-S-CA	20	100	1/8"	M22 x 1.5	M8 x 1.25
KB-20X125-S-CA	20	125	1/8"	M22 x 1.5	M8 x 1.25
KB-20X150-S-CA	20	150	1/8"	M22 x 1.5	M8 x 1.25
KB-20X160-S-CA	20	160	1/8"	M22 x 1.5	M8 x 1.25
KB-20X175-S-CA	20	175	1/8"	M22 x 1.5	M8 x 1.25
KB-20X200-S-CA	20	200	1/8"	M22 x 1.5	M8 x 1.25
KB-20X250-S-CA	20	250	1/8"	M22 x 1.5	M8 x 1.25
KB-20X300-S-CA	20	300	1/8"	M22 x 1.5	M8 x 1.25
KB-20X350-S-CA	20	350	1/8"	M22 x 1.5	M8 x 1.25
KB-20X400-S-CA	20	400	1/8"	M22 x 1.5	M8 x 1.25
KB-20X450-S-CA	20	450	1/8"	M22 x 1.5	M8 x 1.25
KB-20X500-S-CA	20	500	1/8"	M22 x 1.5	M8 x 1.25
KB-25X10-S-CA	25	10	1/8"	M22 x 1.5	M10 x 1.25
KB-25X15-S-CA	25	15	1/8"	M22 x 1.5	M10 x 1.25
KB-25X20-S-CA	25	20	1/8"	M22 x 1.5	M10 x 1.25
KB-25X25-S-CA	25	25	1/8"	M22 x 1.5	M10 x 1.25
KB-25X30-S-CA	25	30	1/8"	M22 x 1.5	M10 x 1.25
KB-25X40-S-CA	25	40	1/8"	M22 x 1.5	M10 x 1.25
KB-25X50-S-CA	25	50	1/8"	M22 x 1.5	M10 x 1.25
KB-25X60-S-CA	25	60	1/8"	M22 x 1.5	M10 x 1.25
KB-25X75-S-CA	25	75	1/8"	M22 x 1.5	M10 x 1.25
KB-25X80-S-CA	25	80	1/8"	M22 x 1.5	M10 x 1.25
KB-25X100-S-CA	25	100	1/8"	M22 x 1.5	M10 x 1.25
KB-25X125-S-CA	25	125	1/8"	M22 x 1.5	M10 x 1.25
KB-25X150-S-CA	25	150	1/8"	M22 x 1.5	M10 x 1.25

Tech Sheet 3001

Further sizes in this range continued on next page

PNEUMATIC CYLINDERS

ISO 6432 Mini Cylinders

Medium:
Clean compressed air. Filtered (40µm) and lubricated cushioning KA-Bumper, KB-Adjustable.
Please note: Bore sizes 32mm-40mm are available on a lead time.
Please contact our sales office for details.

Working Temperature:
-20°C to +70°C

Working Pressure:
1 to 10 bar

2 Year Warranty



Stainless Steel Piston Rod and Barrel as Standard

Magnetic Double Acting

0334	Bore mm	Stroke mm	Thread	Locknut Thread	Piston Rod Thread
KB-25X160-S-CA	25	160	1/8"	M22 x 1.5	M10 x 1.25
KB-25X175-S-CA	25	175	1/8"	M22 x 1.5	M10 x 1.25
KB-25X200-S-CA	25	200	1/8"	M22 x 1.5	M10 x 1.25
KB-25X250-S-CA	25	250	1/8"	M22 x 1.5	M10 x 1.25
KB-25X300-S-CA	25	300	1/8"	M22 x 1.5	M10 x 1.25
KB-25X350-S-CA	25	350	1/8"	M22 x 1.5	M10 x 1.25
KB-25X400-S-CA	25	400	1/8"	M22 x 1.5	M10 x 1.25
KB-25X450-S-CA	25	450	1/8"	M22 x 1.5	M10 x 1.25
KB-25X500-S-CA	25	500	1/8"	M22 x 1.5	M10 x 1.25
KB-25X600-S-CA	25	600	1/8"	M22 x 1.5	M10 x 1.25
KB-32X10-S-CM	32	10	1/8"	M30 x 1.5	M10 x 1.25
KB-32X15-S-CM	32	15	1/8"	M30 x 1.5	M10 x 1.25
KB-32X20-S-CM	32	20	1/8"	M30 x 1.5	M10 x 1.25
KB-32X25-S-CM	32	25	1/8"	M30 x 1.5	M10 x 1.25
KB-32X30-S-CM	32	30	1/8"	M30 x 1.5	M10 x 1.25
KB-32X40-S-CM	32	40	1/8"	M30 x 1.5	M10 x 1.25
KB-32X50-S-CM	32	50	1/8"	M30 x 1.5	M10 x 1.25
KB-32X60-S-CM	32	60	1/8"	M30 x 1.5	M10 x 1.25
KB-32X75-S-CM	32	75	1/8"	M30 x 1.5	M10 x 1.25
KB-32X80-S-CM	32	80	1/8"	M30 x 1.5	M10 x 1.25
KB-32X100-S-CM	32	100	1/8"	M30 x 1.5	M10 x 1.25
KB-32X125-S-CM	32	125	1/8"	M30 x 1.5	M10 x 1.25
KB-32X150-S-CM	32	150	1/8"	M30 x 1.5	M10 x 1.25
KB-32X160-S-CM	32	160	1/8"	M30 x 1.5	M10 x 1.25
KB-32X175-S-CM	32	175	1/8"	M30 x 1.5	M10 x 1.25
KB-32X200-S-CM	32	200	1/8"	M30 x 1.5	M10 x 1.25
KB-32X250-S-CM	32	250	1/8"	M30 x 1.5	M10 x 1.25
KB-32X300-S-CM	32	300	1/8"	M30 x 1.5	M10 x 1.25

0334	Bore mm	Stroke mm	Thread	Locknut Thread	Piston Rod Thread
KB-32X350-S-CM	32	350	1/8"	M30 x 1.5	M10 x 1.25
KB-32X400-S-CM	32	400	1/8"	M30 x 1.5	M10 x 1.25
KB-32X450-S-CM	32	450	1/8"	M30 x 1.5	M10 x 1.25
KB-32X500-S-CM	32	500	1/8"	M30 x 1.5	M10 x 1.25
KB-32X600-S-CM	32	600	1/8"	M30 x 1.5	M10 x 1.25
KB-40X10-S-CM	40	10	1/4"	M38 x 1.5	M12 x 1.25
KB-40X15-S-CM	40	15	1/4"	M38 x 1.5	M12 x 1.25
KB-40X20-S-CM	40	20	1/4"	M38 x 1.5	M12 x 1.25
KB-40X25-S-CM	40	25	1/4"	M38 x 1.5	M12 x 1.25
KB-40X30-S-CM	40	30	1/4"	M38 x 1.5	M12 x 1.25
KB-40X40-S-CM	40	40	1/4"	M38 x 1.5	M12 x 1.25
KB-40X50-S-CM	40	50	1/4"	M38 x 1.5	M12 x 1.25
KB-40X60-S-CM	40	60	1/4"	M38 x 1.5	M12 x 1.25
KB-40X75-S-CM	40	75	1/4"	M38 x 1.5	M12 x 1.25
KB-40X80-S-CM	40	80	1/4"	M38 x 1.5	M12 x 1.25
KB-40X100-S-CM	40	100	1/4"	M38 x 1.5	M12 x 1.25
KB-40X125-S-CM	40	125	1/4"	M38 x 1.5	M12 x 1.25
KB-40X150-S-CM	40	150	1/4"	M38 x 1.5	M12 x 1.25
KB-40X160-S-CM	40	160	1/4"	M38 x 1.5	M12 x 1.25
KB-40X175-S-CM	40	175	1/4"	M38 x 1.5	M12 x 1.25
KB-40X200-S-CM	40	200	1/4"	M38 x 1.5	M12 x 1.25
KB-40X250-S-CM	40	250	1/4"	M38 x 1.5	M12 x 1.25
KB-40X300-S-CM	40	300	1/4"	M38 x 1.5	M12 x 1.25
KB-40X350-S-CM	40	350	1/4"	M38 x 1.5	M12 x 1.25
KB-40X400-S-CM	40	400	1/4"	M38 x 1.5	M12 x 1.25
KB-40X450-S-CM	40	450	1/4"	M38 x 1.5	M12 x 1.25
KB-40X500-S-CM	40	500	1/4"	M38 x 1.5	M12 x 1.25
KB-40X600-S-CM	40	600	1/4"	M38 x 1.5	M12 x 1.25

Tech Sheet 3001

ISO 6432 Mountings

Front Flange Mounting FA

0334	Bore mm
F-KA8FA	8/10
F-KA12FA	12/16
F-KA20FA	20/25

Tech Sheet 3002

Front Trunnion Mounting TC

0334	Bore mm
F-KA8TC	8/10
F-KA12TC	12/16
F-KA20TC	20/25
F-KA32TC	32
F-KA40TC	40

Tech Sheet 3003

ISO 6432 Mountings

Rear Hinge Mounting SDB

0334	Bore mm
F-KA8SDB	8/10
F-KA12SDB	12/16
F-KA20SDB	20/25
F-KA32SDB	32
F-KA40SDB	40
Tech Sheet 3004	

Foot Mounting LB, (Pair)

0334	Bore mm
F-KA8LB	8/10
F-KA12LB	12/16
F-KA20LB	20/25
F-KA32LB	32
F-KA40LB	40
Tech Sheet 3005	

Piston Rod Clevis Y

0334	Bore mm	Thread
F-M04070YE	8/10	M4 x 0.7
F-M06100YE	12/16	M6 x 1
F-M08125YE	20	M8 x 1.25
F-M1025YE	25/32	M10 x 1.25
Tech Sheet 3006		

Piston Rod Clevis I

0334	Bore mm	Thread
F-M06100II	12/16	M6 x 1
F-M08125II	20	M8 x 1.25
F-M10125II	25/32	M10 x 1.25
F-M12125II	40	M12 x 1.25
Tech Sheet 3007		

Piston Rod Floating Joint F

0334	Bore mm	Thread
F-M08125F	20	M8 x 1.25
F-M10125F	25/32	M10 x 1.25
F-M12125F	40	M12 x 1.25
Tech Sheet 3008		

Piston Rod Universal Joint U

0334	Bore mm	Thread
F-M04070U	8/10	M4 x 0.7
F-M06100U	12/16	M6 x 1
F-M08125U	20	M8 x 1.25
F-M10125U	25/32	M10 x 1.25
F-M12125U	40	M12 x 1.25
Tech Sheet 3009		

Reed Switches to suit ISO 6432

Two Wire, N/O with LED

0334	Bore mm	Voltage
CS1-M-8	8	5-240V AC/DC
CS1-M-10	10	5-240V AC/DC
CS1-M-12	12	5-240V AC/DC
CS1-M-16	16	5-240V AC/DC
CS1-M-20	20	5-240V AC/DC
CS1-M-25	25	5-240V AC/DC
CS1-M-32	32	5-240V AC/DC
CS1-M-40	40	5-240V AC/DC
Tech Sheet 3010		

ISO 6432 Mini Cylinder Guides

The guide unit allows for standard ISO 6432 cylinder to move loads with high positioning accuracy.

Features and Benefits

- Protection against rotation at high torques.
- High guide precision for cylinder guiding.
- Supplied plain or recirculating ball bearing guides.

2 Year Warranty



With Slide Bearings

0334	Bore mm	Stroke mm
KRF-16X50-0	16	50
KRF-16X100-0	16	100
KRF-16X160-0	16	160
KRF-16X200-0	16	200
KRF-16X250-0	16	250
KRF-16X320-0	16	320
KRF-16X400-0	16	400
KRF-16X500-0	16	500
KRF-20X50-0	20	50
KRF-20X100-0	20	100
KRF-20X160-0	20	160
KRF-20X200-0	20	200
KRF-20X250-0	20	250
KRF-20X320-0	20	320
KRF-20X400-0	20	400
KRF-20X500-0	20	500
KRF-25X50-0	25	50
KRF-25X100-0	25	100
KRF-25X160-0	25	160
KRF-25X200-0	25	200
KRF-25X250-0	25	250
KRF-25X320-0	25	320
KRF-25X400-0	25	400
KRF-25X500-0	25	500
Tech Sheet 20893		

With Ball Bearings

0334	Bore mm	Stroke mm
KRF-16X50-1	16	50
KRF-16X100-1	16	100
KRF-16X160-1	16	160
KRF-16X200-1	16	200
KRF-16X250-1	16	250
KRF-16X320-1	16	320
KRF-16X400-1	16	400
KRF-16X500-1	16	500
KRF-20X50-1	20	50
KRF-20X100-1	20	100
KRF-20X160-1	20	160
KRF-20X200-1	20	200
KRF-20X250-1	20	250
KRF-20X320-1	20	320
KRF-20X400-1	20	400
KRF-20X500-1	20	500
KRF-25X50-1	25	50
KRF-25X100-1	25	100
KRF-25X160-1	25	160
KRF-25X200-1	25	200
KRF-25X250-1	25	250
KRF-25X320-1	25	320
KRF-25X400-1	25	400
KRF-25X500-1	25	500
Tech Sheet 20894		

PNEUMATIC STAINLESS STEEL ISO 6432 MINI CYLINDERS

Accessories & Mounting Selector

stainless steel

FT PRO



Double Acting ISO 6432 Stainless Steel Mini Cylinders

FA	Front flange mounting
SDB	Rear hinge mounting
LB	Foot mounting (pair)
Y	Piston rod clevis
Lock Nut	
Piston Rod Lock Nut	
Reed Switches	Two wire N/O with LED
Reed Switch Bracket	

Cylinders Pages 452-454

Mountings Pages 454-455

Reed Switches Page 455

Cylinder Guides Page 456

PNEUMATIC STAINLESS STEEL ISO 6432 MINI CYLINDERS

Technical Information

stainless steel

Component Parts & Materials

No.	Item	Material
1	Nut	Steel AISI 304
2	Piston rod	Steel AISI 306
3	Rod seal	Polyurethane
4	Front cover	Steel AISI 304
5	Nut	Steel AISI 304
6	Bearing	Sintered bronze
7	O-ring seals	Nitrile
8	Bumper	Neoprene
9	Piston	Brass
10	Piston seal	Polyurethane
11	Magnet	Plastoferrite
12	Mini cylinder shape body	Steel AISI 304
13	Back cover	Steel AISI 304



Double Acting Magnetic

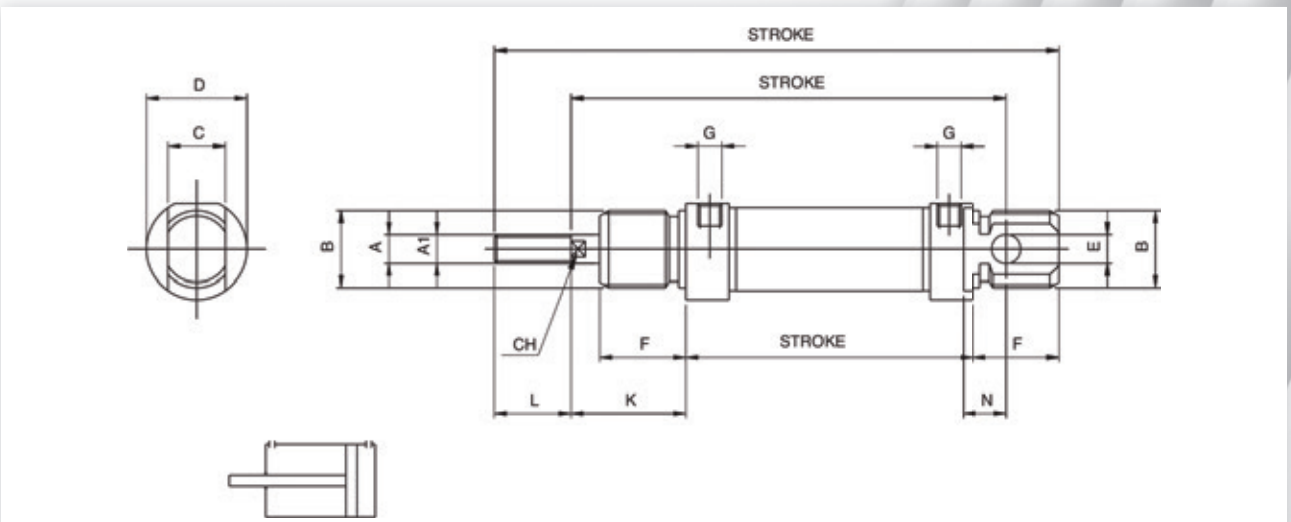

KASS...

Ø mm	A	A1	B	C	D	E	F	G	K	L	M	N	P	R	CH
16	M6	6	M16 x 1.5	12	19	6	18	M5	22	16	109	9	53	82	5
20	M8	8	M22 x 1.5	16	27	8	20	1/8G	24	20	131	12	67	95	7
25	M10 x 1.25	10	M22 x 1.5	16	30	8	22	1/8G	28	22	140	12	68	104	9

Stainless Steel ISO 6432 Mini Cylinders

Full stainless steel double acting, magnetic, bumper cushioned cylinders.
Available in:
Bore sizes: 16, 20 and 25mm
Stroke lengths: 10, 25, 50, 80, 100, 125, 160, 200, 250 and 320mm
Intermediate strokes are available upon request, please contact our Business Development Team.
Suitable for all industrial fields, but particularly suitable for use in corrosive environments.

2 Year Warranty

Working Temperature:
0°C to +80°C

Operating Pressure:
2-10 bar

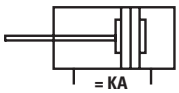

stainless steel

Magnetic Double Acting

0333	Bore mm	Stroke mm	Thread	Locknut Thread	Piston Rod Thread
KASS-16X10-S-CA	16	10	M5	M16 x 1.5	M6
KASS-16X25-S-CA	16	25	M5	M16 x 1.5	M6
KASS-16X50-S-CA	16	50	M5	M16 x 1.5	M6
KASS-16X80-S-CA	16	80	M5	M16 x 1.5	M6
KASS-16X100-S-CA	16	100	M5	M16 x 1.5	M6
KASS-16X125-S-CA	16	125	M5	M16 x 1.5	M6
KASS-16X160-S-CA	16	160	M5	M16 x 1.5	M6
KASS-16X200-S-CA	16	200	M5	M16 x 1.5	M6
KASS-16X250-S-CA	16	250	M5	M16 x 1.5	M6
KASS-16X320-S-CA	16	320	M5	M16 x 1.5	M6
KASS-20X10-S-CA	20	10	1/8"	M22 x 1.5	M8
KASS-20X25-S-CA	20	25	1/8"	M22 x 1.5	M8
KASS-20X50-S-CA	20	50	1/8"	M22 x 1.5	M8
KASS-20X80-S-CA	20	80	1/8"	M22 x 1.5	M8
KASS-20X100-S-CA	20	100	1/8"	M22 x 1.5	M8
KASS-20X125-S-CA	20	125	1/8"	M22 x 1.5	M8
KASS-20X160-S-CA	20	160	1/8"	M22 x 1.5	M8
KASS-20X200-S-CA	20	200	1/8"	M22 x 1.5	M8
KASS-20X250-S-CA	20	250	1/8"	M22 x 1.5	M8
KASS-20X320-S-CA	20	320	1/8"	M22 x 1.5	M8
KASS-25X10-S-CA	25	10	1/8"	M22 x 1.5	M10 x 1.25
KASS-25X25-S-CA	25	25	1/8"	M22 x 1.5	M10 x 1.25
KASS-25X50-S-CA	25	50	1/8"	M22 x 1.5	M10 x 1.25
KASS-25X80-S-CA	25	80	1/8"	M22 x 1.5	M10 x 1.25
KASS-25X100-S-CA	25	100	1/8"	M22 x 1.5	M10 x 1.25
KASS-25X125-S-CA	25	125	1/8"	M22 x 1.5	M10 x 1.25
KASS-25X160-S-CA	25	160	1/8"	M22 x 1.5	M10 x 1.25
KASS-25X200-S-CA	25	200	1/8"	M22 x 1.5	M10 x 1.25
KASS-25X250-S-CA	25	250	1/8"	M22 x 1.5	M10 x 1.25
KASS-25X320-S-CA	25	320	1/8"	M22 x 1.5	M10 x 1.25
		Tech Sheet 10287			

Stainless Steel ISO 6432 Mountings

stainless steel

Front Flange Mounting FA

0333	Bore mm
F-KASS16FA	16
F-KASS20FA	20/25

stainless steel

Foot Mounting LB, (single)

0333	Bore mm
F-KASS16LB	16
F-KASS20LB	20/25

stainless steel

Rear Hinge Mounting SDB

0333	Bore mm
F-KASS16SDB	16
F-KASS20SDB	20/25

stainless steel

Piston Rod Clevis Y

0333	Bore mm	Thread
F-KASS16Y	16	M6 x 1
F-KASS20Y	20	M8 x 1.25
F-KASS25Y	25	M10 x 1.25

stainless steel

Lock Nut

0333	Bore mm	Thread
F-KASS16LN	16	M16 x 1.5
F-KASS20LN	20/25	M22 x 1.5

stainless steel

Piston Rod Lock Nut

0333	Bore mm	Thread
F-KASS16PLN	16	M6
F-KASS20PLN	20	M8
F-KASS25PLN	25	M10 x 1.25

Reed Switches

Two Wire, N/O with LED

0333	Voltage
KRS-2.5	5-240V AC/DC

Reed Switch Mounting Brackets

0333	Bore mm
RSMC16	16
RSMC20	20
RSMC25	25

FESTO

Simply:
part of the solution

The Festo ★ Core Range

The beneÿts at a glance:

- Over 2200 products in the range
- Fast delivery
- Attractively priced

Core Range for automation

The Festo Core Range is our selection of the most important products and functions that solve the majority of your automation tasks.

Simplify your procurements - Just look for the blue star!

CYLINDERS

For the full range and more information, please contact one of our sales team.

DSNU ROUND CYLINDER CETOP RP 52 P ISO 6432 ★

Features

Product Description

DSNU - 16 - 100 - PPS - A

- DSNU: Cylinder Type
- 16: Bore Size mm
- 100: Stroke Size mm
- PPS: Cushioning
  PPS - Self adjusting
  P - Polymer
  PPV - Adjustable
- A: Magnetic

DIN ISO 6432 ROUND CYLINDERS, DSNU

Double Acting, Elastic Polymer Cushioning Rings

- Diameter 12-25mm: ISO 6432
- For very high demands on running characteristics, service life and load capacity
- Stainless Steel piston rod
- Comprehensive range of accessories

See page 468 for sensor mounts and sensors

Ambient Temperature:
-20°C to +80°C

Working Pressure:
1.5 to 10 bar (12mm Piston)
1 to 10 bar (Piston: 16, 20, 25)

Elastic Polymer Cushioning

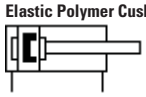

Polymer, Magnetic

0009	Piston Diameter mm	Stroke mm	Piston Rod Thread	Manufacturer's Code
19189	12	10	M6	DSNU-12-10-P-A
1908255	12	15	M6	DSNU-12-15-P-A
1908256	12	20	M6	DSNU-12-20-P-A
19190	12	25	M6	DSNU-12-25-P-A
1908257	12	30	M6	DSNU-12-30-P-A
19191	12	40	M6	DSNU-12-40-P-A
19192	12	50	M6	DSNU-12-50-P-A
1908258	12	60	M6	DSNU-12-60-P-A
19193	12	80	M6	DSNU-12-80-P-A
19194	12	100	M6	DSNU-12-100-P-A
19195	12	125	M6	DSNU-12-125-P-A
19196	12	160	M6	DSNU-12-160-P-A
19197	12	200	M6	DSNU-12-200-P-A
19198	16	10	M6	DSNU-16-10-P-A
1908259	16	15	M6	DSNU-16-15-P-A
1908260	16	20	M6	DSNU-16-20-P-A
19199	16	25	M6	DSNU-16-25-P-A
1908261	16	30	M6	DSNU-16-30-P-A
1908262	16	35	M6	DSNU-16-35-P-A
19200	16	40	M6	DSNU-16-40-P-A
19201	16	50	M6	DSNU-16-50-P-A
1908263	16	60	M6	DSNU-16-60-P-A
1908264	16	70	M6	DSNU-16-70-P-A
19202	16	80	M6	DSNU-16-80-P-A
19203	16	100	M6	DSNU-16-100-P-A
19204	16	125	M6	DSNU-16-125-P-A
1908265	16	150	M6	DSNU-16-150-P-A
19205	16	160	M6	DSNU-16-160-P-A
19206	16	200	M6	DSNU-16-200-P-A
Tech Sheet 70225				

Polymer, Magnetic

0009	Piston Diameter mm	Stroke mm	Piston Rod Thread	Manufacturer's Code
19207	20	10	M8	DSNU-20-10-P-A
1908282	20	15	M8	DSNU-20-15-P-A
1908283	20	20	M8	DSNU-20-20-P-A
19208	20	25	M8	DSNU-20-25-P-A
1908284	20	30	M8	DSNU-20-30-P-A
1908285	20	35	M8	DSNU-20-35-P-A
19209	20	40	M8	DSNU-20-40-P-A
19210	20	50	M8	DSNU-20-50-P-A
1908286	20	60	M8	DSNU-20-60-P-A
1908287	20	70	M8	DSNU-20-70-P-A
19211	20	80	M8	DSNU-20-80-P-A
19212	20	100	M8	DSNU-20-100-P-A
19213	20	125	M8	DSNU-20-125-P-A
1908288	20	150	M8	DSNU-20-150-P-A
19214	20	160	M8	DSNU-20-160-P-A
19215	20	200	M8	DSNU-20-200-P-A
19216	20	250	M8	DSNU-20-250-P-A
19217	20	300	M8	DSNU-20-300-P-A
34718	20	320	M8	DSNU-20-320-P-A
19218	25	10	M10 x 1.25	DSNU-25-10-P-A
1908305	25	15	M10 x 1.25	DSNU-25-15-P-A
1908306	25	20	M10 x 1.25	DSNU-25-20-P-A
19219	25	25	M10 x 1.25	DSNU-25-25-P-A
1908307	25	30	M10 x 1.25	DSNU-25-30-P-A
1908308	25	35	M10 x 1.25	DSNU-25-35-P-A
19220	25	40	M10 x 1.25	DSNU-25-40-P-A
19221	25	50	M10 x 1.25	DSNU-25-50-P-A
1908309	25	60	M10 x 1.25	DSNU-25-60-P-A
1908310	25	70	M10 x 1.25	DSNU-25-70-P-A
19222	25	80	M10 x 1.25	DSNU-25-80-P-A
19223	25	100	M10 x 1.25	DSNU-25-100-P-A
19224	25	125	M10 x 1.25	DSNU-25-125-P-A
1908311	25	150	M10 x 1.25	DSNU-25-150-P-A
19225	25	160	M10 x 1.25	DSNU-25-160-P-A
19226	25	200	M10 x 1.25	DSNU-25-200-P-A
19227	25	250	M10 x 1.25	DSNU-25-250-P-A
19228	25	300	M10 x 1.25	DSNU-25-300-P-A
34719	25	320	M10 x 1.25	DSNU-25-320-P-A
Tech Sheet 70226				

DIN ISO 6432 ROUND CYLINDERS, DSNU

Double Acting, Adjustable Pneumatic Cushioning

- Diameter 16-25mm: ISO 6432
- For very high demands on running characteristics, service life and load capacity
- Stainless Steel piston rod
- Comprehensive range of accessories

See page 468 for sensor mounts and sensors

Ambient Temperature:
-20°C to +80°C

Working Pressure:
1 to 10 bar

Adjustable Cushioning

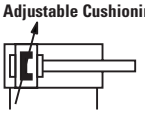

Magnetic

0009	Piston Diameter mm	Stroke mm	Piston Rod Thread	Manufacturer's Code
1908266	16	10	M6	DSNU-16-10-PPV-A
1908267	16	15	M6	DSNU-16-15-PPV-A
1908268	16	20	M6	DSNU-16-20-PPV-A
33973	16	25	M6	DSNU-16-25-PPV-A
1908269	16	30	M6	DSNU-16-30-PPV-A
1908270	16	35	M6	DSNU-16-35-PPV-A
19229	16	40	M6	DSNU-16-40-PPV-A
19230	16	50	M6	DSNU-16-50-PPV-A
1908271	16	60	M6	DSNU-16-60-PPV-A
1908272	16	70	M6	DSNU-16-70-PPV-A
19231	16	80	M6	DSNU-16-80-PPV-A
19232	16	100	M6	DSNU-16-100-PPV-A
19233	16	125	M6	DSNU-16-125-PPV-A
1908273	16	150	M6	DSNU-16-150-PPV-A
19234	16	160	M6	DSNU-16-160-PPV-A
19235	16	200	M6	DSNU-16-200-PPV-A
		Tech Sheet 70229		

FESTO

For **Festo Tube Regulators**
see page **814**

Magnetic

0009	Piston Diameter mm	Stroke mm	Piston Rod Thread	Manufacturer's Code
1908289	20	10	M8	DSNU-20-10-PPV-A
1908290	20	15	M8	DSNU-20-15-PPV-A
1908291	20	20	M8	DSNU-20-20-PPV-A
33974	20	25	M8	DSNU-20-25-PPV-A
1908292	20	30	M8	DSNU-20-30-PPV-A
1908293	20	35	M8	DSNU-20-35-PPV-A
19236	20	40	M8	DSNU-20-40-PPV-A
19237	20	50	M8	DSNU-20-50-PPV-A
1908294	20	60	M8	DSNU-20-60-PPV-A
1908295	20	70	M8	DSNU-20-70-PPV-A
19238	20	80	M8	DSNU-20-80-PPV-A
19239	20	100	M8	DSNU-20-100-PPV-A
19240	20	125	M8	DSNU-20-125-PPV-A
1908296	20	150	M8	DSNU-20-150-PPV-A
19241	20	160	M8	DSNU-20-160-PPV-A
19242	20	200	M8	DSNU-20-200-PPV-A
19243	20	250	M8	DSNU-20-250-PPV-A
19244	20	300	M8	DSNU-20-300-PPV-A
34720	20	320	M8	DSNU-20-320-PPV-A
1908312	25	10	M10 x 1.25	DSNU-25-10-PPV-A
1908313	25	15	M10 x 1.25	DSNU-25-15-PPV-A
1908314	25	20	M10 x 1.25	DSNU-25-20-PPV-A
33975	25	25	M10 x 1.25	DSNU-25-25-PPV-A
1908315	25	30	M10 x 1.25	DSNU-25-30-PPV-A
1908316	25	35	M10 x 1.25	DSNU-25-35-PPV-A
19245	25	40	M10 x 1.25	DSNU-25-40-PPV-A
19246	25	50	M10 x 1.25	DSNU-25-50-PPV-A
1908317	25	60	M10 x 1.25	DSNU-25-60-PPV-A
1908318	25	70	M10 x 1.25	DSNU-25-70-PPV-A
19247	25	80	M10 x 1.25	DSNU-25-80-PPV-A
19248	25	100	M10 x 1.25	DSNU-25-100-PPV-A
19249	25	125	M10 x 1.25	DSNU-25-125-PPV-A
1908319	25	150	M10 x 1.25	DSNU-25-150-PPV-A
19250	25	160	M10 x 1.25	DSNU-25-160-PPV-A
19251	25	200	M10 x 1.25	DSNU-25-200-PPV-A
19252	25	250	M10 x 1.25	DSNU-25-250-PPV-A
19253	25	300	M10 x 1.25	DSNU-25-300-PPV-A
34721	25	320	M10 x 1.25	DSNU-25-320-PPV-A
		Tech Sheet 70230		

DIN ISO 6432 ROUND CYLINDERS, DSNU

Double Acting, Self-adjusting Pneumatic Cushioning

- Diameter 16-25mm: ISO 6432
- For very high demands on running characteristics, service life and load capacity
- Stainless Steel piston rod
- Comprehensive range of accessories

See page 468 for sensor mounts and sensors

Ambient Temperature:
-20°C to +80°C

Working Pressure:
1 to 10 bar

Self-adjusting Cushioning

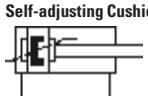

Magnetic

0009	Piston Diameter mm	Stroke mm	Piston Rod Thread	Manufacturer's Code
1908274	16	10	M6	DSNU-16-10-PPS-A
1908275	16	15	M6	DSNU-16-15-PPS-A
1908276	16	20	M6	DSNU-16-20-PPS-A
559263	16	25	M6	DSNU-16-25-PPS-A
1908277	16	30	M6	DSNU-16-30-PPS-A
1908278	16	35	M6	DSNU-16-35-PPS-A
559264	16	40	M6	DSNU-16-40-PPS-A
559265	16	50	M6	DSNU-16-50-PPS-A
1908279	16	60	M6	DSNU-16-60-PPS-A
1908280	16	70	M6	DSNU-16-70-PPS-A
559266	16	80	M6	DSNU-16-80-PPS-A
559267	16	100	M6	DSNU-16-100-PPS-A
559268	16	125	M6	DSNU-16-125-PPS-A
1908281	16	150	M6	DSNU-16-150-PPS-A
559269	16	160	M6	DSNU-16-160-PPS-A
559270	16	200	M6	DSNU-16-200-PPS-A
		Tech Sheet 70231		

FESTO

For **Festo Differential Pressure Regulators**
see page **816**

Magnetic

0009	Piston Diameter mm	Stroke mm	Piston Rod Thread	Manufacturer's Code
1908297	20	10	M8	DSNU-20-10-PPS-A
1908298	20	15	M8	DSNU-20-15-PPS-A
1908299	20	20	M8	DSNU-20-20-PPS-A
559271	20	25	M8	DSNU-20-25-PPS-A
1908300	20	30	M8	DSNU-20-30-PPS-A
1908301	20	35	M8	DSNU-20-35-PPS-A
559272	20	40	M8	DSNU-20-40-PPS-A
559273	20	50	M8	DSNU-20-50-PPS-A
1908302	20	60	M8	DSNU-20-60-PPS-A
1908303	20	70	M8	DSNU-20-70-PPS-A
559274	20	80	M8	DSNU-20-80-PPS-A
559275	20	100	M8	DSNU-20-100-PPS-A
559276	20	125	M8	DSNU-20-125-PPS-A
1908304	20	150	M8	DSNU-20-150-PPS-A
559277	20	160	M8	DSNU-20-160-PPS-A
559278	20	200	M8	DSNU-20-200-PPS-A
559279	20	250	M8	DSNU-20-250-PPS-A
559280	20	300	M8	DSNU-20-300-PPS-A
559281	20	320	M8	DSNU-20-320-PPS-A
1908320	25	10	M10 x 1.25	DSNU-25-10-PPS-A
1908321	25	15	M10 x 1.25	DSNU-25-15-PPS-A
1908322	25	20	M10 x 1.25	DSNU-25-20-PPS-A
559282	25	25	M10 x 1.25	DSNU-25-25-PPS-A
1908323	25	30	M10 x 1.25	DSNU-25-30-PPS-A
1908324	25	35	M10 x 1.25	DSNU-25-35-PPS-A
559283	25	40	M10 x 1.25	DSNU-25-40-PPS-A
559284	25	50	M10 x 1.25	DSNU-25-50-PPS-A
1908325	25	60	M10 x 1.25	DSNU-25-60-PPS-A
1908326	25	70	M10 x 1.25	DSNU-25-70-PPS-A
559285	25	80	M10 x 1.25	DSNU-25-80-PPS-A
559286	25	100	M10 x 1.25	DSNU-25-100-PPS-A
559287	25	125	M10 x 1.25	DSNU-25-125-PPS-A
1908327	25	150	M10 x 1.25	DSNU-25-150-PPS-A
559288	25	160	M10 x 1.25	DSNU-25-160-PPS-A
559289	25	200	M10 x 1.25	DSNU-25-200-PPS-A
559290	25	250	M10 x 1.25	DSNU-25-250-PPS-A
559291	25	300	M10 x 1.25	DSNU-25-300-PPS-A
559292	25	320	M10 x 1.25	DSNU-25-320-PPS-A
		Tech Sheet 70232		

ROUND CYLINDERS, DSNU-S

Compact Double Acting, Elastic Polymer Cushioning Rings

- Compact variant of standards-based cylinder DSNU
- Diameter 12-25mm
- Space saving

See page 468 for sensor mounts and sensors

Ambient Temperature:
-20°C to +80°C

Working Pressure:
1 to 10 bar

Elastic Polymer Cushioning

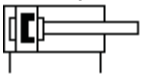

Magnetic

0009	Piston Diameter mm	Stroke mm	Piston Rod Thread	Manufacturer's Code
5211896	12	10	M6	DSNU-S-12-10-P-A
5211897	12	15	M6	DSNU-S-12-15-P-A
5211898	12	20	M6	DSNU-S-12-20-P-A
5211899	12	25	M6	DSNU-S-12-25-P-A
5211900	12	30	M6	DSNU-S-12-30-P-A
5211901	12	40	M6	DSNU-S-12-40-P-A
5211903	12	50	M6	DSNU-S-12-50-P-A
5211904	12	60	M6	DSNU-S-12-60-P-A
5211905	12	80	M6	DSNU-S-12-80-P-A
5211906	12	100	M6	DSNU-S-12-100-P-A
5211908	12	125	M6	DSNU-S-12-125-P-A
5211909	12	150	M6	DSNU-S-12-150-P-A
5216087	16	10	M6	DSNU-S-16-10-P-A
5216088	16	15	M6	DSNU-S-16-15-P-A
5216089	16	20	M6	DSNU-S-16-20-P-A
5216090	16	25	M6	DSNU-S-16-25-P-A
5216091	16	30	M6	DSNU-S-16-30-P-A
5216093	16	40	M6	DSNU-S-16-40-P-A
5216094	16	50	M6	DSNU-S-16-50-P-A
5216095	16	60	M6	DSNU-S-16-60-P-A
5216096	16	80	M6	DSNU-S-16-80-P-A
5216098	16	100	M6	DSNU-S-16-100-P-A
5216099	16	125	M6	DSNU-S-16-125-P-A
5216100	16	150	M6	DSNU-S-16-150-P-A
5216101	16	200	M6	DSNU-S-16-200-P-A
Tech Sheet 70227				

Magnetic

0009	Piston Diameter mm	Stroke mm	Piston Rod Thread	Manufacturer's Code
5224633	20	10	M8	DSNU-S-20-10-P-A
5224634	20	15	M8	DSNU-S-20-15-P-A
5224635	20	20	M8	DSNU-S-20-20-P-A
5224636	20	25	M8	DSNU-S-20-25-P-A
5224637	20	30	M8	DSNU-S-20-30-P-A
5224639	20	40	M8	DSNU-S-20-40-P-A
5224641	20	50	M8	DSNU-S-20-50-P-A
5224642	20	60	M8	DSNU-S-20-60-P-A
5224643	20	80	M8	DSNU-S-20-80-P-A
5224644	20	100	M8	DSNU-S-20-100-P-A
5224645	20	125	M8	DSNU-S-20-125-P-A
5224646	20	150	M8	DSNU-S-20-150-P-A
5224647	20	200	M8	DSNU-S-20-200-P-A
5228227	25	10	M8	DSNU-S-25-10-P-A
5228228	25	15	M8	DSNU-S-25-15-P-A
5228229	25	20	M8	DSNU-S-25-20-P-A
5228230	25	25	M8	DSNU-S-25-25-P-A
5228231	25	30	M8	DSNU-S-25-30-P-A
5228232	25	40	M8	DSNU-S-25-40-P-A
5228233	25	50	M8	DSNU-S-25-50-P-A
5228234	25	60	M8	DSNU-S-25-60-P-A
5228235	25	80	M8	DSNU-S-25-80-P-A
5228236	25	100	M8	DSNU-S-25-100-P-A
5228237	25	125	M8	DSNU-S-25-125-P-A
5228238	25	150	M8	DSNU-S-25-150-P-A
5228239	25	200	M8	DSNU-S-25-200-P-A
Tech Sheet 70228				

ROUND CYLINDERS, DSNU-S

Compact Double Acting, Self-adjusting Pneumatic Cushioning

- Compact variant of standards-based cylinder DSNU
- Diameter 16-25mm
- Space saving

See page 468 for sensor mounts and sensors

Ambient Temperature:
-20°C to +80°C

Working Pressure:
1 to 10 bar

Self-adjusting Cushioning

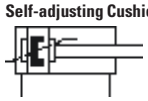

Magnetic

0009	Piston Diameter mm	Stroke mm	Piston Rod Thread	Manufacturer's Code
5217238	16	25	M6	DSNU-S-16-25-PPS-A
5217239	16	30	M6	DSNU-S-16-30-PPS-A
5217240	16	40	M6	DSNU-S-16-40-PPS-A
5217241	16	50	M6	DSNU-S-16-50-PPS-A
5217242	16	60	M6	DSNU-S-16-60-PPS-A
5217243	16	80	M6	DSNU-S-16-80-PPS-A
5217244	16	100	M6	DSNU-S-16-100-PPS-A
5217245	16	125	M6	DSNU-S-16-125-PPS-A
5217246	16	150	M6	DSNU-S-16-150-PPS-A
5217248	16	200	M6	DSNU-S-16-200-PPS-A
		Tech Sheet 70233		

Magnetic

0009	Piston Diameter mm	Stroke mm	Piston Rod Thread	Manufacturer's Code
5225836	20	25	M8	DSNU-S-20-25-PPS-A
5225837	20	30	M8	DSNU-S-20-30-PPS-A
5225838	20	40	M8	DSNU-S-20-40-PPS-A
5225839	20	50	M8	DSNU-S-20-50-PPS-A
5225840	20	60	M8	DSNU-S-20-60-PPS-A
5225841	20	80	M8	DSNU-S-20-80-PPS-A
5225842	20	100	M8	DSNU-S-20-100-PPS-A
5225843	20	125	M8	DSNU-S-20-125-PPS-A
5225844	20	150	M8	DSNU-S-20-150-PPS-A
5225846	20	200	M8	DSNU-S-20-200-PPS-A
5228452	25	25	M8	DSNU-S-25-25-PPS-A
5228453	25	30	M8	DSNU-S-25-30-PPS-A
5228454	25	40	M8	DSNU-S-25-40-PPS-A
5228455	25	50	M8	DSNU-S-25-50-PPS-A
5228456	25	60	M8	DSNU-S-25-60-PPS-A
5228457	25	80	M8	DSNU-S-25-80-PPS-A
5228458	25	100	M8	DSNU-S-25-100-PPS-A
5228459	25	125	M8	DSNU-S-25-125-PPS-A
5228460	25	150	M8	DSNU-S-25-150-PPS-A
5228461	25	200	M8	DSNU-S-25-200-PPS-A
		Tech Sheet 70234		

FESTO

For **Festo Air Prep MS Series**
see pages **657-662**

CYLINDER ATTACHMENTS & ACCESSORIES

FESTO

Mounting Components for Drive Units

Foot Mounting, ISO 6432, Version S1, For DSNU Standard Cylinder

0009	To Suit Bore mm	Quantity	Manufacturer's Code
5125	12/16	1	HBN-12/16X1
5126	12/16	2	HBN-12/16X2
5127	20/25	1	HBN-20/25X1
5128	20/25	2	HBN-20/25X2
Tech Sheet 70217			

Foot Mounting, ISO 6432, Version S3, For DSNU-S Space Saving Cylinder

0009	To Suit Bore mm	Quantity	Manufacturer's Code
5407772	12/16	1	HBN-S-12/16X1
5407787	20/25	1	HBN-S-20/25X1
5407847	20/25	2	HBN-S-20/25X2
Tech Sheet 70218			

Clevis Foot Swivel Mounting, ISO 6432

0009	To Suit Bore mm	Manufacturer's Code
6058	12/16	LBN-12/16
6059	20/25	LBN-20/25
Tech Sheet 70216		

Mounting Components for Sensors

SMBR, Clip Mounting Kits

0009	Type
175091	SMBR-8
175092	SMBR-8-10
175093	SMBR-8-12
175094	SMBR-8-16
175095	SMBR-8-20
175096	SMBR-8-25
175097	SMBR-8-32
175098	SMBR-8-40
175099	SMBR-8-50
175100	SMBR-8-63

T Slot



C Slot

Proximity Sensors For T-Slot, Non-contacting

0009	Type N/O Contact
574334	SMT-8M-A-PS-24V-E-0.3-M8D (PNP)
574339	SMT-8M-A-NS-24V-E-0.3-M8D (NPN)



Cable Type NEBU

0009	Designation
541334	Connecting cable



ISO 6432 MINI CYLINDERS

ISO 6432 Single Acting Cylinders

Technical Data for all ISO 6432 Cylinders

Temperature Range: 10°C to +80°C

Maximum Operating Pressure: 10 bar

- Fluid: lubricated or unlubricated air
- Inrush pressure: Ø10-12 = 0.8 bar, Ø16-25 = 0.6 bar
- Forces generated at 6 bar thrust/retraction: Ø16: 108N/95N, Ø20: 169N/148N, Ø25: 265N/228N

Dimensions

Ø	AM	BE	ØCD	ØD	ØD1	G	EE	EW	L	L1	L2	L3	L4	L5	KK	XC	WF	KW	KV	MR	NA	NB	SW	CH	K
10	12	M12 x 1.25	4	17	4	6	M5	8	6	86	10	12	10	46	M4	64	16	7	19	12	15	15	7	3	3
12	16	M16 x 1.5	6	19	6	6	M5	12	9	104	13	17	10	49	M6	75	22	8	24	16	17	17	10	5	3
16	16	M16 x 1.5	6	23	6	6	M5	12	9	111	13	17	10	56	M6	82	22	8	24	16	20	20	10	5	3.5
20	20	M22 x 1.5	8	34	8	8	G1/8	16	12	129	14	17	15	68	M8	95	24	10	32	18	28	28	13	7	4.6
25	22	M22 x 1.5	8	34	10	9	G1/8	16	12	143	17	20	18	73	M10 x 1.25	104	28	10	32	21	30	30	17	8	5

Non-magnetic

9146	Diameter mm	Stroke mm
1110100010XN	10	10
1110100025XN	10	25
1110100050XN	10	50
1110120010CN	12	10
1110120025CN	12	25
1110120050CN	12	50
1110160010CN	16	10
1110160025CN	16	25
1110160050CN	16	50
1110200010CN	20	10
1110200025CN	20	25
1110200050CN	20	50
1110250010CN	25	10
1110250025CN	25	25
1110250050CN	25	50

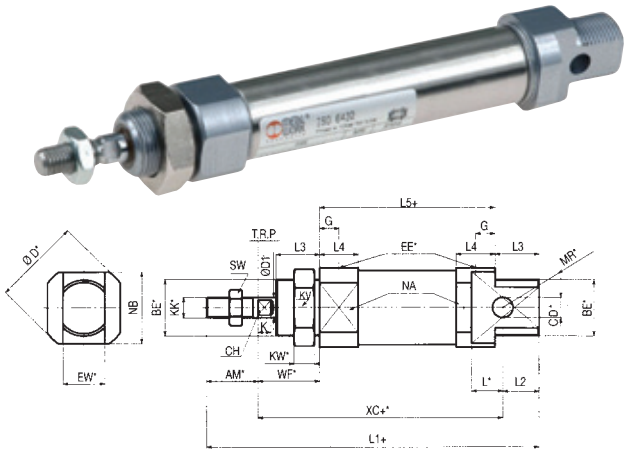

ISO 6432 Double Acting Cylinders

Magnetic

9146	Diameter mm	Stroke mm
1120160010CN	16	10
1120160025CN	16	25
1120160050CN	16	50
1120160080CN	16	80
1120160100CN	16	100
1120160125CN	16	125
1120160160CN	16	160
1120160200CN	16	200
1120200010CN	20	10
1120200025CN	20	25
1120200050CN	20	50
1120200080CN	20	80
1120200100CN	20	100
1120200125CN	20	125
1120200160CN	20	160
1120200200CN	20	200
1120200250CN	20	250
1120250010CN	25	10
1120250025CN	25	25
1120250050CN	25	50
1120250080CN	25	80
1120250100CN	25	100
1120250125CN	25	125
1120250160CN	25	160
1120250200CN	25	200
1120250250CN	25	250
1120250320CN	25	320

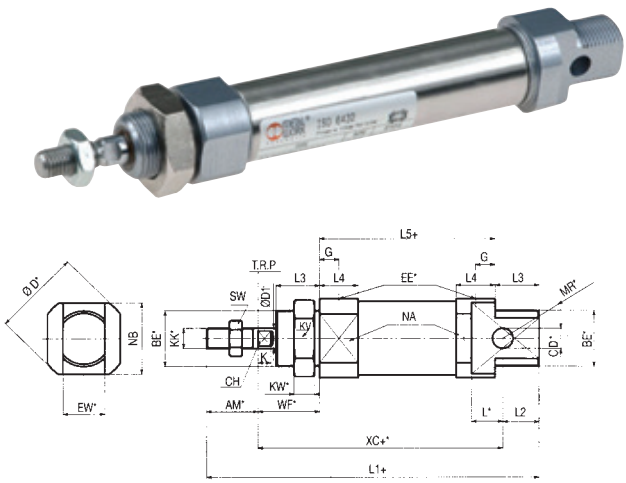

ISO 6432 MINI CYLINDERS ACCESSORIES

Foot Mounting



To suit ISO 6432 Cylinders

9146	To Suit Size mm
W0950080001	10
W0950120001	12-16
W0950200001	20-25

Flange Mounting

To suit ISO 6432 Cylinders

9146	To Suit Size mm
W0950080002	10
W0950120002	12-16
W0950200002	20-25

Counter Support

To suit ISO 6432 Cylinders

9146	To Suit Size mm
W0950080005	10
W0950120005	12-16
W0950200005	20-25

Cylinder Head Nut



To suit ISO 6432 Cylinders

9146	To Suit Size mm	Thread
W0950080010	10	M12 x 1.25
W0950120010	16	M16 x 1.5
W0950200010	25	M22 x 1.5

Piston Rod Nut

To suit ISO 6432 Cylinders

9146	To Suit Size mm	Thread
W0950080011	10	M4
W0950120011	16	M6
W0950200011	20	M8
W0950322010	25	M10 x 1.25

Fork Clevis

To suit ISO 6432 Cylinders

9146	To Suit Size mm	Thread
W0950080020	10	M4
W0950120020	12-16	M6
W0950200020	20	M8
W0950322020	25	M10 x 1.25

Spherical Rod Eye

To suit ISO 6432 Cylinders

9146	To Suit Size mm	Thread
W0950080025	10	M4
W0950120025	12-16	M6
W0950200025	20	M8
W0950322025	25	M10 x 1.25

Reed Switch & Bracket

To suit ISO 6432 Cylinders

9146	Description/To Suit
W0950000201	Reed Switch
W0950000510	10
W0950000512	12
W0950000516	16
W0950000520	20
W0950000525	25

ISO 6432 MINI AIR CYLINDERS, ALL STAINLESS STEEL

ISO 6432 Mini Cylinders, Double Acting

Technical Specification

- ISO 6432 stainless steel micro-cylinders are available in various versions with a wide range of accessories
- With or without magnet execution
- Double-acting, single or through-rod
- Gaskets: polyurethane or FKM/FPM (for high temperatures)
- Fixing accessories

Fluid

Lubricated or non-lubricated air

Temperature Range:
10°C to +80°C

Maximum Operating Pressure:
10 bar

1. Piston rod: AISI 316 steel
2. Head: AISI 304 steel
3. Piston rod gasket: polyurethane or FKM/FPM
4. Guide bushing: sintered bronze
5. Barrel: AISI 304 steel
6. Piston: brass
7. Piston gasket: polyurethane or FKM/FPM
8. Magnet: plastoferrite
9. Static O-rings: NBR or FKM/FPM

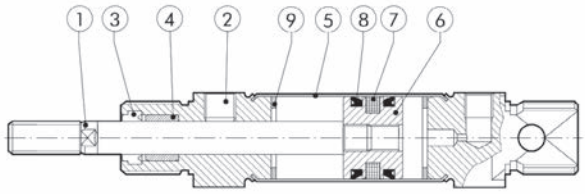

Magnetic

9146	Ø mm	Stroke mm
W1800160010	16	10
W1800160025	16	25
W1800160050	16	50
W1800160080	16	80
W1800160100	16	100
W1800160125	16	125
W1800160160	16	160
W1800160200	16	200
W1800160250	16	250
W1800160320	16	320
W1800200010	20	10
W1800200025	20	25
W1800200050	20	50
W1800200080	20	80
W1800200100	20	100
W1800200125	20	125
W1800200160	20	160

9146	Ø mm	Stroke mm
W1800200200	20	200
W1800200250	20	250
W1800200320	20	320
W1800200400	20	400
W1800250010	25	10
W1800250025	25	25
W1800250050	25	50
W1800250080	25	80
W1800250100	25	100
W1800250125	25	125
W1800250160	25	160
W1800250200	25	200
W1800250250	25	250
W1800250320	25	320
W1800250400	25	400
W1800250500	25	500

ISO 6432 MINI AIR CYLINDER ACCESSORIES, ALL STAINLESS STEEL

Foot Mountings

To suit ISO 6432 Mini Cylinders

9146	To Suit Size mm
W095X120001	16
W095X200001	20/25

Female Hinges

To suit ISO 6432 Mini Cylinders

9146	To Suit Size mm
W095X120005	16
W095X200005	20/25

Rod Nuts

To suit ISO 6432 Mini Cylinders

9146	To Suit Size mm	Thread
W095X120011	16	M6 x 1
W095X200011	20	M8 x 1
W095X322011	25/32	M10 x 1.25

Cylinder Head Nuts

To suit ISO 6432 Mini Cylinders

9146	To Suit Size mm	Thread
W095X120010	16	M16 x 1.25
W095X200010	20/25	M22 x 1.5

Flange

To suit ISO 6432 Mini Cylinders

9146	Size to Suit mm
W095X120002	16
W095X200002	20/25

Fork Clevis

To suit ISO 6432 Cylinders

9146	To Suit Size mm	Thread
W095X120020	16	M6 x 1
W095X200020	20	M8 x 1
W095X322020	25/32	M10 x 1.25

Reed Switch

To suit ISO 6432 Mini Cylinders

9146	Description
W0952028184	With M8 Connection

Mounting for Reed Switch



To suit ISO 6432 Mini Cylinders

9146	To Suit Size mm
W0950001103	8-63

We have access to over 10,000 product lines available via Norgren's European Distribution Centre. Contact our business development team with your Norgren requirements.

Norgren's extensive product range comprises of other leading brands including: Pneufit, Herion, Buschjost, Martonair, Lintra, Excelon Plus and Fleetfit.

VACUUM

Vacuum is most commonly used for picking and placing components in assembly automation systems. Generated from a compressed air supply, this can be controlled very simply in order to perform most common tasks. The range includes a range of pumps, cups, switches and accessories; easily selected and applied.

PRESSURE SWITCHES

Pressure switches can be used to automatically monitor pressure levels in a compressed air system. They can however also be used for more complex monitoring functions in air, water or hydraulic applications.

ACTUATORS

Pneumatic actuators (sometimes called cylinders) are the product used to provide motion and force to industrial automation applications. Linear and rotary output, they are available in all manner of sizes and styles to suit most requirements.

Norgren has a long history of production of this kind of device – an early example of a pneumatic actuator was the original Martonair air hoist. They now include rodded, rodless, compact, roundline, guided and other ranges.

VALVES

In industrial automation, valves can be as simple or complex as required. Norgren has many brand names associated with its valve ranges – Herion, Buschjost, Walter, FAS, Webber, Watson Smith, Maxseal, Enots and Martonair.

AIR PREPARATION

Correct air preparation is essential for best performance. Norgren has a great reputation in this area, and its ranges have been at the forefront of industry for many years.

ISO 6432 CYLINDERS & MOUNTINGS

ISO 6432 Cylinders

- Magnetic piston as standard
- Generally conforms to ISO 6432
- High strength, double crimped end cap design
- Corrosion resistant
- Nose mounting nut and piston rod locknut as standard
- Optional port arrangement for compact installation

Medium:
Compressed air, filtered, lubricated or non-lubricated

Working Temperature:
-10°C to +80°C

Working Pressure:
2 to 10 bar

Standard:
ISO 6432

Buffer:
Polyurethane

Operation:
Single acting (sprung in), magnetic piston, buffer cushioning

Barrel:
Stainless steel (austenitic)

Piston Rod:
Stainless steel (austenitic)

Seals:
Nitrile rubber

End Covers:
Clear anodised aluminium alloy

Single Acting RM/28000/M

0036	Bore mm	Stroke mm	Thread
RM/28010/M/10	10	10	M5
RM/28010/M/25	10	25	M5
RM/28010/M/50	10	50	M5
RM/28020/M/10	20	10	G1/8
RM/28020/M/25	20	25	G1/8
RM/28020/M/50	20	50	G1/8
RM/28025/M/10	25	10	G1/8
RM/28025/M/25	25	25	G1/8
RM/28025/M/50	25	50	G1/8
Tech Sheet 10316			



Working Temperature:
-10°C to +80°C

Working Pressure:
1 to 10 bar

Medium:
Compressed air, filtered, lubricated or non-lubricated

Standard:
ISO 6432

Buffer:
Polyurethane

Operation:
Double acting, magnetic piston with buffer or adjustable cushioning

Barrel:
Stainless steel (austenitic)

Piston Rod:
Stainless steel (austenitic)

Wiper:
Polyurethane

Seals:
Nitrile rubber

End Covers:
Clear anodised aluminium alloy

Double Acting RM/8000/M

0036	Bore mm	Stroke mm	Thread
RM/8010/M/25	10	25	M5
RM/8010/M/50	10	50	M5
RM/8010/M/80	10	80	M5
RM/8010/M/100	10	100	M5
RM/8012/M/25	12	25	M5
RM/8012/M/50	12	50	M5
RM/8016/M/25	16	25	M5
RM/8016/M/50	16	50	M5
RM/8016/M/100	16	100	M5
RM/8020/M/25	20	25	G1/8
RM/8020/M/50	20	50	G1/8
RM/8020/M/80	20	80	G1/8
RM/8020/M/100	20	100	G1/8
RM/8025/M/25	25	25	G1/8
RM/8025/M/50	25	50	G1/8
RM/8025/M/80	25	80	G1/8
RM/8025/M/100	25	100	G1/8
Tech Sheet 10316			

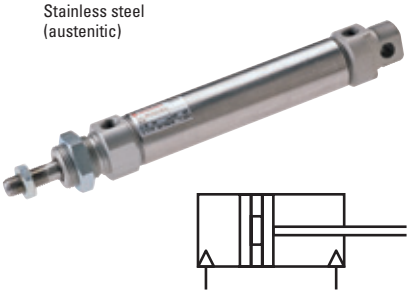

ISO 6432 Mountings

Female Piston Rod Clevis

0036	Bore mm
QM/8010/25	10
QM/8012/25	12 & 16
QM/8020/25	20
QM/8025/25	25
Tech Sheet 10316	

Piston Rod Eye

0036	Bore mm
QM/8010/32	10
QM/8012/32	12 & 16
QM/8020/32	20
QM/8025/32	25
Tech Sheet 10316	

Clevis Foot Mounting

0036	Bore mm
QM/947	10
QM/8012/24	12 & 16
QM/8020/24	20 & 25
Tech Sheet 10316	

ISO 6432 CYLINDERS

Proximity Switches to suit Series 24, 32, 60 & 61

T Slot

0158	Description	Voltage
CST 220	2 Wire	10-110V AC/DC
CST 232	3 Wire	5-30V AC/DC
CST 332	Hall Effect, 3 Wire, PNP	27V DC
Tech Sheet 20084		

T Slot, M8

0158	Description	Voltage
CST 250	2 Wire	10-110V AC/DC
CST 262	3 Wire	5-30V AC/DC
CST 362	Hall Effect, 3 Wire, PNP	27V DC
Tech Sheet 20084		

Extension Lead

0158	Length Metres
GG08B3C25050	5
Tech Sheet 20084	

Proximity Switch Brackets

Series 24

0158	OD mm
S-CST 02	16
S-CST 03	20
S-CST 04	25
Tech Sheet 20084	

Series 60

0158	OD mm
S-CST 25	32-63
S-CST 26	80-100
Tech Sheet 20084	

Series 24, Double Acting Cylinders

Single and double-acting
Standard CETOP RP52P DIN/ISO 6432
Stainless steel rod and tube
Anodized AL end-blocks
Type of construction: flanged
Operation: single-acting or double-acting
Materials: end-blocks = anodized AL, tube and rod = stainless steel, piston = AL, seals = NBR - PU, other parts = see coding
Brackets: screw, flange, feet, trunnion
Stroke min – max: Ø 16: 10 - 600 mm; Ø 20 - Ø 25: 10 - 1000 mm
Bores: Ø 16, 20, 25

Fluid: Filtered air, without lubrication. If lubricated air is used, it is recommended to use oil ISO VG32. Once applied the lubrication should never be interrupted.
Speed: 10 to 1000 mm/sec (without load)

Operating temperature:
0°C to 80°C (with dry air -20°C)

Operating pressure:
1 to 10 bar (double-acting);
2 to 10 bar (single-acting)

M5, Ø16mm

0158	Stroke mm
24N2A16A010	10
24N2A16A025	25
24N2A16A040	40
24N2A16A050	50
24N2A16A080	80
24N2A16A100	100
24N2A16A125	125
24N2A16A160	160
24N2A16A200	200
Tech Sheet 1844	

G1/8", Ø20mm

0158	Stroke mm
24N2A20A010	10
24N2A20A025	25
24N2A20A040	40
24N2A20A050	50
24N2A20A080	80
24N2A20A100	100
24N2A20A125	125
24N2A20A160	160
24N2A20A200	200
24N2A20A250	250
24N2A20A300	300
Tech Sheet 1844	

G1/8", Ø25mm

0158	Stroke mm
24N2A25A010	10
24N2A25A025	25
24N2A25A040	40
24N2A25A050	50
24N2A25A080	80
24N2A25A100	100
24N2A25A125	125
24N2A25A160	160
24N2A25A200	200
24N2A25A250	250
24N2A25A300	300
24N2A25A320	320
24N2A25A400	400
24N2A25A500	500
Tech Sheet 1844	

CAMOZZI Automation

For **Super-Rapid Compact Fittings** see page **832**

ISO 6432 CYLINDERS

Mini-ISO Cylinders

Micro Cylinders Double Acting 8mm-16mm

0110	Bore mm	Stroke mm
1280.10.15.M	10	15
1280.10.100.M	10	100
1280.12.15.M	12	15
1280.12.50.M	12	50
1280.12.100.M	12	100
1280.12.250.M	12	250
1280.12.300.M	12	300
1280.16.50.M	16	50
1280.16.75.M	16	75
1280.16.80.M	16	80
1280.16.100.M	16	100
1280.16.150.M	16	150
1280.16.160.M	16	160
1280.16.200.M	16	200

Micro Cylinders Double Acting 20mm-32mm

0110	Bore mm	Stroke mm
1280.20.15.M	20	15
1280.20.25.M	20	25
1280.20.50.M	20	50
1280.20.75.M	20	75
1280.20.80.M	20	80
1280.20.150.M	20	150
1280.20.200.M	20	200
1280.20.250.M	20	250
1280.20.300.M	20	300
1280.20.350.M	20	350
1280.25.15.M	25	15
1280.25.25.M	25	25
1280.25.50.M	25	50
1280.25.75.M	25	75
1280.25.80.M	25	80
1280.25.100.M	25	100
1280.25.125.M	25	125
1280.25.200.M	25	200
1280.25.250.M	25	250
1280.25.300.M	25	300
1280.25.400.M	25	400
1280.32.50.M	32	50
1280.32.150.M	32	150
1280.32.250.M	32	250
1280.32.400.M	32	400

Micro Cylinders Double Acting No Rear Eye 8mm-16mm

0110	Bore mm	Stroke mm
1281.12.150.M	12	150
1281.16.80.M	16	80
1281.16.150.M	16	150

Micro Cylinders Double Acting No Rear Eye 20mm-32mm

0110	Bore mm	Stroke mm
1281.20.50.M	20	50
1281.20.200.M	20	200
1281.25.50.M	25	50
1281.25.75.M	25	75
1281.25.160.M	25	160
1281.32.50.M	32	50
1281.32.75.M	32	75
1281.32.200.M	32	200
1281.32.300.M	32	300

For **Pneumax Air Preparation** see page **700**

ISO 6432 CYLINDER ACCESSORIES

Mini-ISO Cylinder Mountings

1580U Reed Switch c/w LED

0110	Description
1580U	LED Reed Switch N/O

1580.U Switch Clamps 8mm-32mm

0110	Bore mm
1280.8.FS	8

1500U Reed Switch c/w LED

0110	Description
1500.U	LED Reed Switch N/O

1500.U Switch Clamps 12mm-32mm

0110	Bore mm
1280.16.F	16



Foot Bracket 8mm-32mm

0110	Bore mm
1200.8.01	8

Flange Bracket 8mm-32mm

0110	Bore mm
1200.8.02	8

Rear Eye Bracket 8mm-32mm

0110	Bore mm
1200.32.03	32

Rod Clevis c/w Pin 8mm-32mm

0110	Bore mm
1200.12.04	12

Rod Clevis c/w Pin & Clip 8mm-32mm

0110	Bore mm
1200.25.04/1	25

Rod Nut & Locking Ring 8mm-32mm

0110	Bore mm
1200.8.05	8

PNEUMATIC GEN 1 & 2 ISO 15552 CYLINDERS

Accessories & Mounting Selector

stainless steel

FT PRO



ISO 15552 Cylinders

FA	Front and rear flange mounting	**CR**	Rear bracket mounting
FTC	Front trunnion mounting	**LB**	Foot mounting (pair)
TF	Front trunnion clevis mounting	**YI**	Piston rod clevis
TM	Trunnion support mounting	**I**	Piston rod clevis
CA	Rear eye mounting	**F**	Piston rod floating joint
CB	Rear clevis mounting	**U**	Piston rod universal joint
		Reed Switches	Two wire N/O with LED

Cylinders
Pages 480-483

Reed Switches
Page 485

Mountings
Pages 484-485

Cylinder Guides
Page 486

Technical Information

Inner Structure & Material of Major Parts

No.	Item	Material
1	Rod nut	Stainless steel
2	Piston rod	Blank: medium carbon steel B: 304 stainless steel
3	Front cover packing	TPU
4	Front cover	Aluminium alloy
5	Bushing	Wear-resistant material
6	Cushioning O-ring	TPU
7	Barrel	Aluminium alloy
8	O-ring	Nitrile
9	Piston	Aluminium alloy
10	Piston seal	TPU
11	Wear ring	Wear-resistant material
12	Magnet	Plastic/rubber (Ø125)
13	Bolt	Carbon steel
14	Buffer gasket	TPU
15	Back cover	Aluminium alloy
16	Screw	Carbon steel/stainless steel

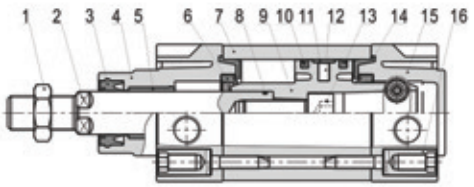

Dimensions

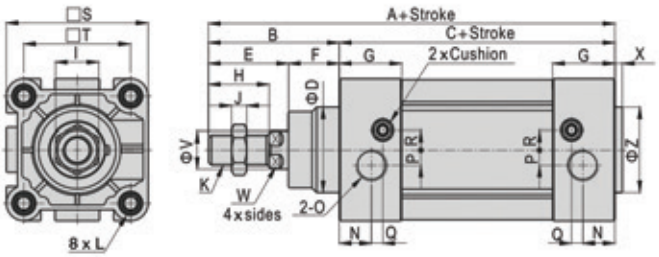

Bore Size/Item	A	B	C	D	E	F	G	H	I	J	K	L	N	P	Q	R	S	T	V	W	X	Z
32	142	48	94	30	29	19	27.5	22	17	6	M10 x 1.25	M6	13.5	5.8	6	6.3	46.5	32.5	12	10	3	30
40	159	54	105	35	33	21	32	24	17	7	M12 x 1.25	M6	17.5	6	5.5	9	54	38	16	13	3.5	35
50	175	69	106	40	42	27	31	32	23	8	M16 x 1.5	M8	14	8	5	10.5	64	46.5	20	17	3.5	40
63	190	69	121	45	42	27	33	32	23	8	M16 x 1.5	M8	17	8	6	10.5	75	56.5	20	17	4	45
80	214	86	128	45	53	33	33	40	26	10	M20 x 1.5	M10	16.5	8	8.5	12.5	93	72	25	22	4	45
100	229	91	138	55	55	36	37	40	26	10	M20 x 1.5	M10	19.5	10	7	12	110	89	25	22	4	55
125	279	119	160	60	74	45	46	54	41	13.5	M27 x 2	M12	23	11	12	11	135	110	32	27	4	60

PNEUMATIC CYLINDERS

Gen 1 ISO 15552 Cylinders

Medium:
Clean compressed air. Filtered (40µm) and lubricated adjustable cushioning.
Piston Rod Material: Chrome plated carbon steel.
Please note: Bore sizes 125mm are available on a lead time.
Please contact our sales office for details.

2 Year Warranty

Working Temperature:
-20°C to +80°C

Working Pressure:
1 to 10 bar



Chrome Plated Carbon Steel Piston Rod as Standard

Magnetic Double Acting, Adjustable Cushioning, BSPP

0414	Bore mm	Stroke mm	Thread	Piston Rod Thread
KI-32X25-S-G	32	25	1/8"	M10 x 1.25
KI-32X50-S-G	32	50	1/8"	M10 x 1.25
KI-32X75-S-G	32	75	1/8"	M10 x 1.25
KI-32X80-S-G	32	80	1/8"	M10 x 1.25
KI-32X100-S-G	32	100	1/8"	M10 x 1.25
KI-32X125-S-G	32	125	1/8"	M10 x 1.25
KI-32X150-S-G	32	150	1/8"	M10 x 1.25
KI-32X160-S-G	32	160	1/8"	M10 x 1.25
KI-32X175-S-G	32	175	1/8"	M10 x 1.25
KI-32X200-S-G	32	200	1/8"	M10 x 1.25
KI-32X250-S-G	32	250	1/8"	M10 x 1.25
KI-32X300-S-G	32	300	1/8"	M10 x 1.25
KI-32X350-S-G	32	350	1/8"	M10 x 1.25
KI-32X400-S-G	32	400	1/8"	M10 x 1.25
KI-32X450-S-G	32	450	1/8"	M10 x 1.25
KI-32X500-S-G	32	500	1/8"	M10 x 1.25
KI-40X25-S-G	40	25	1/4"	M12 x 1.25
KI-40X50-S-G	40	50	1/4"	M12 x 1.25
KI-40X75-S-G	40	75	1/4"	M12 x 1.25
KI-40X80-S-G	40	80	1/4"	M12 x 1.25
KI-40X100-S-G	40	100	1/4"	M12 x 1.25
KI-40X125-S-G	40	125	1/4"	M12 x 1.25
KI-40X150-S-G	40	150	1/4"	M12 x 1.25
KI-40X160-S-G	40	160	1/4"	M12 x 1.25
KI-40X175-S-G	40	175	1/4"	M12 x 1.25
KI-40X200-S-G	40	200	1/4"	M12 x 1.25
KI-40X250-S-G	40	250	1/4"	M12 x 1.25
KI-40X300-S-G	40	300	1/4"	M12 x 1.25
KI-40X350-S-G	40	350	1/4"	M12 x 1.25
KI-40X400-S-G	40	400	1/4"	M12 x 1.25
KI-40X450-S-G	40	450	1/4"	M12 x 1.25
KI-40X500-S-G	40	500	1/4"	M12 x 1.25
KI-40X600-S-G	40	600	1/4"	M12 x 1.25
KI-40X700-S-G	40	700	1/4"	M12 x 1.25
KI-40X800-S-G	40	800	1/4"	M12 x 1.25
KI-50X25-S-G	50	25	1/4"	M16 x 1.5
KI-50X50-S-G	50	50	1/4"	M16 x 1.5
KI-50X75-S-G	50	75	1/4"	M16 x 1.5
KI-50X80-S-G	50	80	1/4"	M16 x 1.5
KI-50X100-S-G	50	100	1/4"	M16 x 1.5
KI-50X125-S-G	50	125	1/4"	M16 x 1.5
KI-50X150-S-G	50	150	1/4"	M16 x 1.5
KI-50X160-S-G	50	160	1/4"	M16 x 1.5
KI-50X175-S-G	50	175	1/4"	M16 x 1.5
KI-50X200-S-G	50	200	1/4"	M16 x 1.5
KI-50X250-S-G	50	250	1/4"	M16 x 1.5
KI-50X300-S-G	50	300	1/4"	M16 x 1.5
KI-50X350-S-G	50	350	1/4"	M16 x 1.5
KI-50X400-S-G	50	400	1/4"	M16 x 1.5
KI-50X450-S-G	50	450	1/4"	M16 x 1.5
KI-50X500-S-G	50	500	1/4"	M16 x 1.5
KI-50X600-S-G	50	600	1/4"	M16 x 1.5
KI-50X700-S-G	50	700	1/4"	M16 x 1.5
KI-50X800-S-G	50	800	1/4"	M16 x 1.5
KI-50X900-S-G	50	900	1/4"	M16 x 1.5
KI-50X1000-S-G	50	1000	1/4"	M16 x 1.5
KI-63X25-S-G	63	25	3/8"	M16 x 1.5
KI-63X50-S-G	63	50	3/8"	M16 x 1.5
KI-63X75-S-G	63	75	3/8"	M16 x 1.5
KI-63X80-S-G	63	80	3/8"	M16 x 1.5
KI-63X100-S-G	63	100	3/8"	M16 x 1.5
KI-63X125-S-G	63	125	3/8"	M16 x 1.5
KI-63X150-S-G	63	150	3/8"	M16 x 1.5
KI-63X160-S-G	63	160	3/8"	M16 x 1.5
KI-63X175-S-G	63	175	3/8"	M16 x 1.5
KI-63X200-S-G	63	200	3/8"	M16 x 1.5
KI-63X250-S-G	63	250	3/8"	M16 x 1.5
KI-63X300-S-G	63	300	3/8"	M16 x 1.5
KI-63X350-S-G	63	350	3/8"	M16 x 1.5
KI-63X400-S-G	63	400	3/8"	M16 x 1.5
KI-63X450-S-G	63	450	3/8"	M16 x 1.5
KI-63X500-S-G	63	500	3/8"	M16 x 1.5
KI-63X600-S-G	63	600	3/8"	M16 x 1.5
KI-63X700-S-G	63	700	3/8"	M16 x 1.5
KI-63X800-S-G	63	800	3/8"	M16 x 1.5
KI-63X900-S-G	63	900	3/8"	M16 x 1.5
KI-63X1000-S-G	63	1000	3/8"	M16 x 1.5
KI-80X25-S-G	80	25	3/8"	M20 x 1.5
KI-80X50-S-G	80	50	3/8"	M20 x 1.5
KI-80X75-S-G	80	75	3/8"	M20 x 1.5
KI-80X80-S-G	80	80	3/8"	M20 x 1.5
KI-80X100-S-G	80	100	3/8"	M20 x 1.5
KI-80X125-S-G	80	125	3/8"	M20 x 1.5
KI-80X150-S-G	80	150	3/8"	M20 x 1.5
KI-80X160-S-G	80	160	3/8"	M20 x 1.5
KI-80X175-S-G	80	175	3/8"	M20 x 1.5
KI-80X200-S-G	80	200	3/8"	M20 x 1.5
KI-80X250-S-G	80	250	3/8"	M20 x 1.5
KI-80X300-S-G	80	300	3/8"	M20 x 1.5
KI-80X350-S-G	80	350	3/8"	M20 x 1.5
KI-80X400-S-G	80	400	3/8"	M20 x 1.5

Tech Sheet 10657

Further sizes in this range continued on next page

Gen 1 ISO 15552 Cylinders

Medium:
Clean compressed air. Filtered (40µm) and lubricated adjustable cushioning.
Piston Rod Material: Chrome plated carbon steel.
Please note: Bore sizes 125mm are available on a lead time.
Please contact our sales office for details.

2 Year Warranty

Working Temperature:
-20°C to +80°C

Working Pressure:
1 to 10 bar



Chrome Plated Carbon Steel Piston Rod as Standard

Magnetic Double Acting, Adjustable Cushioning, BSPP

0414	Bore mm	Stroke mm	Thread	Piston Rod Thread
KI-80X450-S-G	80	450	3/8"	M20 x 1.5
KI-80X500-S-G	80	500	3/8"	M20 x 1.5
KI-80X600-S-G	80	600	3/8"	M20 x 1.5
KI-80X700-S-G	80	700	3/8"	M20 x 1.5
KI-80X800-S-G	80	800	3/8"	M20 x 1.5
KI-80X900-S-G	80	900	3/8"	M20 x 1.5
KI-80X1000-S-G	80	1000	3/8"	M20 x 1.5
KI-100X25-S-G	100	25	1/2"	M20 x 1.5
KI-100X50-S-G	100	50	1/2"	M20 x 1.5
KI-100X75-S-G	100	75	1/2"	M20 x 1.5
KI-100X80-S-G	100	80	1/2"	M20 x 1.5
KI-100X100-S-G	100	100	1/2"	M20 x 1.5
KI-100X125-S-G	100	125	1/2"	M20 x 1.5
KI-100X150-S-G	100	150	1/2"	M20 x 1.5
KI-100X160-S-G	100	160	1/2"	M20 x 1.5
KI-100X175-S-G	100	175	1/2"	M20 x 1.5
KI-100X200-S-G	100	200	1/2"	M20 x 1.5
KI-100X250-S-G	100	250	1/2"	M20 x 1.5
KI-100X300-S-G	100	300	1/2"	M20 x 1.5
KI-100X350-S-G	100	350	1/2"	M20 x 1.5
KI-100X400-S-G	100	400	1/2"	M20 x 1.5
KI-100X450-S-G	100	450	1/2"	M20 x 1.5
KI-100X500-S-G	100	500	1/2"	M20 x 1.5
KI-100X600-S-G	100	600	1/2"	M20 x 1.5
KI-100X700-S-G	100	700	1/2"	M20 x 1.5
KI-100X800-S-G	100	800	1/2"	M20 x 1.5
KI-100X900-S-G	100	900	1/2"	M20 x 1.5
KI-100X1000-S-G	100	1000	1/2"	M20 x 1.5
KI-125X25-S-G	125	25	1/2"	M27 x 2
KI-125X50-S-G	125	50	1/2"	M27 x 2
KI-125X75-S-G	125	75	1/2"	M27 x 2
KI-125X80-S-G	125	80	1/2"	M27 x 2
KI-125X100-S-G	125	100	1/2"	M27 x 2
KI-125X125-S-G	125	125	1/2"	M27 x 2
KI-125X150-S-G	125	150	1/2"	M27 x 2
KI-125X160-S-G	125	160	1/2"	M27 x 2
KI-125X175-S-G	125	175	1/2"	M27 x 2
KI-125X200-S-G	125	200	1/2"	M27 x 2
KI-125X250-S-G	125	250	1/2"	M27 x 2
KI-125X300-S-G	125	300	1/2"	M27 x 2
KI-125X350-S-G	125	350	1/2"	M27 x 2
KI-125X400-S-G	125	400	1/2"	M27 x 2
KI-125X450-S-G	125	450	1/2"	M27 x 2
KI-125X500-S-G	125	500	1/2"	M27 x 2
KI-125X600-S-G	125	600	1/2"	M27 x 2
KI-125X700-S-G	125	700	1/2"	M27 x 2
KI-125X800-S-G	125	800	1/2"	M27 x 2
KI-125X900-S-G	125	900	1/2"	M27 x 2
KI-125X1000-S-G	125	1000	1/2"	M27 x 2

Tech Sheet 10657

For **FT Air Preparation** see page **637**

For Reed Switches see page 455

PNEUMATIC CYLINDERS

Gen 2 ISO 15552 Cylinders

Medium:
Clean compressed air. Filtered (40µm) and lubricated adjustable cushioning.
Piston Rod Material: Stainless steel 304.
Please note: Bore sizes 125mm are available on a lead time.
Please contact our sales office for details.

2 Year Warranty

Working Temperature:
-20°C to +80°C

Working Pressure:
1 to 10 bar



Stainless Steel Piston Rod as Standard

Magnetic Double Acting, Adjustable Cushioning, BSPP

0413	Bore mm	Stroke mm	Thread	Piston Rod Thread
KI-32BX25-S-G	32	25	1/8"	M10 x 1.25
KI-32BX50-S-G	32	50	1/8"	M10 x 1.25
KI-32BX75-S-G	32	75	1/8"	M10 x 1.25
KI-32BX80-S-G	32	80	1/8"	M10 x 1.25
KI-32BX100-S-G	32	100	1/8"	M10 x 1.25
KI-32BX125-S-G	32	125	1/8"	M10 x 1.25
KI-32BX150-S-G	32	150	1/8"	M10 x 1.25
KI-32BX160-S-G	32	160	1/8"	M10 x 1.25
KI-32BX175-S-G	32	175	1/8"	M10 x 1.25
KI-32BX200-S-G	32	200	1/8"	M10 x 1.25
KI-32BX250-S-G	32	250	1/8"	M10 x 1.25
KI-32BX300-S-G	32	300	1/8"	M10 x 1.25
KI-32BX350-S-G	32	350	1/8"	M10 x 1.25
KI-32BX400-S-G	32	400	1/8"	M10 x 1.25
KI-32BX450-S-G	32	450	1/8"	M10 x 1.25
KI-32BX500-S-G	32	500	1/8"	M10 x 1.25
KI-40BX25-S-G	40	25	1/4"	M12 x 1.25
KI-40BX50-S-G	40	50	1/4"	M12 x 1.25
KI-40BX75-S-G	40	75	1/4"	M12 x 1.25
KI-40BX80-S-G	40	80	1/4"	M12 x 1.25
KI-40BX100-S-G	40	100	1/4"	M12 x 1.25
KI-40BX125-S-G	40	125	1/4"	M12 x 1.25
KI-40BX150-S-G	40	150	1/4"	M12 x 1.25
KI-40BX160-S-G	40	160	1/4"	M12 x 1.25
KI-40BX175-S-G	40	175	1/4"	M12 x 1.25
KI-40BX200-S-G	40	200	1/4"	M12 x 1.25
KI-40BX250-S-G	40	250	1/4"	M12 x 1.25
KI-40BX300-S-G	40	300	1/4"	M12 x 1.25
KI-40BX350-S-G	40	350	1/4"	M12 x 1.25
KI-40BX400-S-G	40	400	1/4"	M12 x 1.25
KI-40BX450-S-G	40	450	1/4"	M12 x 1.25
KI-40BX500-S-G	40	500	1/4"	M12 x 1.25
KI-40BX600-S-G	40	600	1/4"	M12 x 1.25
KI-40BX700-S-G	40	700	1/4"	M12 x 1.25
KI-40BX800-S-G	40	800	1/4"	M12 x 1.25
KI-50BX25-S-G	50	25	1/4"	M16 x 1.5
KI-50BX50-S-G	50	50	1/4"	M16 x 1.5
KI-50BX75-S-G	50	75	1/4"	M16 x 1.5
KI-50BX80-S-G	50	80	1/4"	M16 x 1.5
KI-50BX100-S-G	50	100	1/4"	M16 x 1.5
KI-50BX125-S-G	50	125	1/4"	M16 x 1.5
KI-50BX150-S-G	50	150	1/4"	M16 x 1.5
KI-50BX160-S-G	50	160	1/4"	M16 x 1.5
KI-50BX175-S-G	50	175	1/4"	M16 x 1.5
KI-50BX200-S-G	50	200	1/4"	M16 x 1.5
KI-50BX250-S-G	50	250	1/4"	M16 x 1.5

0413	Bore mm	Stroke mm	Thread	Piston Rod Thread
KI-50BX300-S-G	50	300	1/4"	M16 x 1.5
KI-50BX350-S-G	50	350	1/4"	M16 x 1.5
KI-50BX400-S-G	50	400	1/4"	M16 x 1.5
KI-50BX450-S-G	50	450	1/4"	M16 x 1.5
KI-50BX500-S-G	50	500	1/4"	M16 x 1.5
KI-50BX600-S-G	50	600	1/4"	M16 x 1.5
KI-50BX700-S-G	50	700	1/4"	M16 x 1.5
KI-50BX800-S-G	50	800	1/4"	M16 x 1.5
KI-50BX900-S-G	50	900	1/4"	M16 x 1.5
KI-50BX1000-S-G	50	1000	1/4"	M16 x 1.5
KI-63BX25-S-G	63	25	3/8"	M16 x 1.5
KI-63BX50-S-G	63	50	3/8"	M16 x 1.5
KI-63BX75-S-G	63	75	3/8"	M16 x 1.5
KI-63BX80-S-G	63	80	3/8"	M16 x 1.5
KI-63BX100-S-G	63	100	3/8"	M16 x 1.5
KI-63BX125-S-G	63	125	3/8"	M16 x 1.5
KI-63BX150-S-G	63	150	3/8"	M16 x 1.5
KI-63BX160-S-G	63	160	3/8"	M16 x 1.5
KI-63BX175-S-G	63	175	3/8"	M16 x 1.5
KI-63BX200-S-G	63	200	3/8"	M16 x 1.5
KI-63BX250-S-G	63	250	3/8"	M16 x 1.5
KI-63BX300-S-G	63	300	3/8"	M16 x 1.5
KI-63BX350-S-G	63	350	3/8"	M16 x 1.5
KI-63BX400-S-G	63	400	3/8"	M16 x 1.5
KI-63BX450-S-G	63	450	3/8"	M16 x 1.5
KI-63BX500-S-G	63	500	3/8"	M16 x 1.5
KI-63BX600-S-G	63	600	3/8"	M16 x 1.5
KI-63BX700-S-G	63	700	3/8"	M16 x 1.5
KI-63BX800-S-G	63	800	3/8"	M16 x 1.5
KI-63BX900-S-G	63	900	3/8"	M16 x 1.5
KI-63BX1000-S-G	63	1000	3/8"	M16 x 1.5
KI-80BX25-S-G	80	25	3/8"	M20 x 1.5
KI-80BX50-S-G	80	50	3/8"	M20 x 1.5
KI-80BX75-S-G	80	75	3/8"	M20 x 1.5
KI-80BX80-S-G	80	80	3/8"	M20 x 1.5
KI-80BX100-S-G	80	100	3/8"	M20 x 1.5
KI-80BX125-S-G	80	125	3/8"	M20 x 1.5
KI-80BX150-S-G	80	150	3/8"	M20 x 1.5
KI-80BX160-S-G	80	160	3/8"	M20 x 1.5
KI-80BX175-S-G	80	175	3/8"	M20 x 1.5
KI-80BX200-S-G	80	200	3/8"	M20 x 1.5
KI-80BX250-S-G	80	250	3/8"	M20 x 1.5
KI-80BX300-S-G	80	300	3/8"	M20 x 1.5
KI-80BX350-S-G	80	350	3/8"	M20 x 1.5
KI-80BX400-S-G	80	400	3/8"	M20 x 1.5

Tech Sheet 10657

Further sizes in this range continued on next page

Gen 2 ISO 15552 Cylinders

Medium:
Clean compressed air. Filtered (40µm) and lubricated adjustable cushioning.
Piston Rod Material: Stainless steel 304
Please note: Bore sizes 125mm are available on a lead time.
Please contact our sales office for details.

2 Year Warranty

Working Temperature:
-20°C to +80°C

Working Pressure:
1 to 10 bar

Stainless Steel Piston Rod as Standard



Magnetic Double Acting, Adjustable Cushioning, BSPP

0413	Bore mm	Stroke mm	Thread	Piston Rod Thread
KI-80BX450-S-G	80	450	3/8"	M20 x 1.5
KI-80BX500-S-G	80	500	3/8"	M20 x 1.5
KI-80BX600-S-G	80	600	3/8"	M20 x 1.5
KI-80BX700-S-G	80	700	3/8"	M20 x 1.5
KI-80BX800-S-G	80	800	3/8"	M20 x 1.5
KI-80BX900-S-G	80	900	3/8"	M20 x 1.5
KI-80BX1000-S-G	80	1000	3/8"	M20 x 1.5
KI-100BX25-S-G	100	25	1/2"	M20 x 1.5
KI-100BX50-S-G	100	50	1/2"	M20 x 1.5
KI-100BX75-S-G	100	75	1/2"	M20 x 1.5
KI-100BX80-S-G	100	80	1/2"	M20 x 1.5
KI-100BX100-S-G	100	100	1/2"	M20 x 1.5
KI-100BX125-S-G	100	125	1/2"	M20 x 1.5
KI-100BX150-S-G	100	150	1/2"	M20 x 1.5
KI-100BX160-S-G	100	160	1/2"	M20 x 1.5
KI-100BX175-S-G	100	175	1/2"	M20 x 1.5
KI-100BX200-S-G	100	200	1/2"	M20 x 1.5
KI-100BX250-S-G	100	250	1/2"	M20 x 1.5
KI-100BX300-S-G	100	300	1/2"	M20 x 1.5
KI-100BX350-S-G	100	350	1/2"	M20 x 1.5
KI-100BX400-S-G	100	400	1/2"	M20 x 1.5
KI-100BX450-S-G	100	450	1/2"	M20 x 1.5
KI-100BX500-S-G	100	500	1/2"	M20 x 1.5
KI-100BX600-S-G	100	600	1/2"	M20 x 1.5
KI-100BX700-S-G	100	700	1/2"	M20 x 1.5

0413	Bore mm	Stroke mm	Thread	Piston Rod Thread
KI-100BX800-S-G	100	800	1/2"	M20 x 1.5
KI-100BX900-S-G	100	900	1/2"	M20 x 1.5
KI-100BX1000-S-G	100	1000	1/2"	M20 x 1.5
KI-125BX25-S-G	125	25	1/2"	M27 x 2
KI-125BX50-S-G	125	50	1/2"	M27 x 2
KI-125BX75-S-G	125	75	1/2"	M27 x 2
KI-125BX80-S-G	125	80	1/2"	M27 x 2
KI-125BX100-S-G	125	100	1/2"	M27 x 2
KI-125BX125-S-G	125	125	1/2"	M27 x 2
KI-125BX150-S-G	125	150	1/2"	M27 x 2
KI-125BX160-S-G	125	160	1/2"	M27 x 2
KI-125BX175-S-G	125	175	1/2"	M27 x 2
KI-125BX200-S-G	125	200	1/2"	M27 x 2
KI-125BX250-S-G	125	250	1/2"	M27 x 2
KI-125BX300-S-G	125	300	1/2"	M27 x 2
KI-125BX350-S-G	125	350	1/2"	M27 x 2
KI-125BX400-S-G	125	400	1/2"	M27 x 2
KI-125BX450-S-G	125	450	1/2"	M27 x 2
KI-125BX500-S-G	125	500	1/2"	M27 x 2
KI-125BX600-S-G	125	600	1/2"	M27 x 2
KI-125BX700-S-G	125	700	1/2"	M27 x 2
KI-125BX800-S-G	125	800	1/2"	M27 x 2
KI-125BX900-S-G	125	900	1/2"	M27 x 2
KI-125BX1000-S-G	125	1000	1/2"	M27 x 2

Tech Sheet 10657

For **Reed Switches**
see page **485**

ISO 15552 Mountings



Front/Rear Flange Mounting FA

0334	Bore mm
F-KF32FA	32
F-KF40FA	40
F-KF50FA	50
F-KF63FA	63
F-KF80FA	80
F-KF100FA	100
F-KF125FA	125
Tech Sheet 3012	

Front Trunnion Mounting FTC

0334	Bore mm
F-KF32FTC	32
F-KF40FTC	40
F-KF50FTC	50
F-KF63FTC	63
F-KF80FTC	80
F-KF100FTC	100
F-KF160FTC	160
Tech Sheet 3013	

Front Trunnion Clevis Mounting TF

0334	Bore mm
F-KF32TF	32
F-KF40TF	40/50
F-KF63TF	63/80
F-KF125TF	100/125
Tech Sheet 3014	

Trunnion Support Mounting TM

0334	Bore mm
F-KF32TM	32
F-KF40TM	40/50
F-KF63TM	63/80
F-KF125TM	100/125
F-KF160TM	160/200
Tech Sheet 3015	

Rear Eye Mounting CA

0334	Bore mm
F-KF32CA	32
F-KF40CA	40
F-KF50CA	50
F-KF63CA	63
F-KF80CA	80
F-KF100CA	100
F-KF125CA	125
F-KF160CA	160
F-KF200CA	200
Tech Sheet 3016	

Rear Clevis Mounting CB

0334	Bore mm
F-KF32CB	32
F-KF40CB	40
F-KF50CB	50
F-KF63CB	63
F-KF80CB	80
F-KF100CB	100
F-KF125CB	125
F-KF160CB	160
F-KF200CB	200
Tech Sheet 3017	

Rear Bracket Mounting CR

0334	Bore mm
F-KF32CR	32
F-KF40CR	40
F-KF50CR	50
F-KF63CR	63
F-KF80CR	80
F-KF100CR	100
F-KF125CR	125
F-KF160CR	160
F-KF200CR	200
Tech Sheet 3018	

Foot Mounting LB, (Pair)

0334	Bore mm
F-KF32LB	32
F-KF40LB	40
F-KF50LB	50
F-KF63LB	63
F-KF80LB	80
F-KF100LB	100
F-KF125LB	125
F-KF160LB	160
Tech Sheet 3019	

Piston Rod Clevis YI

0334	Bore mm	Thread
F-M10125YI	32	M10 x 1.25
F-M12125YI	40	M12 x 1.25
F-M16150YI	50/63	M16 x 1.5
F-M20150YI	80/100	M20 x 1.5
F-M27200YI	125	M27 x 2
F-M36200YI	160/200	M36 x 2
Tech Sheet 3020		

ISO 15552 Mountings

Piston Rod Clevis I

0334	Bore mm	Thread
F-M10125II	25/32	M10 x 1.25
F-M12125II	40	M12 x 1.25
F-M16150II	50/63	M16 x 1.5
F-M20150II	80/100	M20 x 1.5
F-M27200II	125	M27 x 2
Tech Sheet 3021		

Piston Rod Floating Joint F

0334	Bore mm	Thread
F-M10125F	25/32	M10 x 1.25
F-M12125F	40	M12 x 1.25
F-M16150F	50/63	M16 x 1.5
F-M20150F	80/100	M20 x 1.5
Tech Sheet 3022		

Piston Rod Universal Joint U

0334	Bore mm	Thread
F-M10125U	25/32	M10 x 1.25
F-M12125U	40	M12 x 1.25
F-M16150U	50/63	M16 x 1.5
F-M20150U	80/100	M20 x 1.5
F-M27200U	125	M27 x 2
F-M36200U	160/200	M36 x 2
Tech Sheet 3023		

Reed Switches to suit ISO 15552

Working Temperature:
-10°C to +70°C

Two Wire, N/O with LED

0413	Length mm	Voltage
CSM-E020	2	5-240V AC/DC
CSM-E050	5	5-240V AC/DC
Tech Sheet 20890		

Three Wire, NO Current Flows Out (PNP)

0413	Length mm	Voltage
DSM-EP020	2	5-30V DC
DSM-EP050	5	5-30V DC
Tech Sheet 20890		

Three Wire, NO Current Flows In (NPN)

0413	Length mm	Voltage
DSM-EN020	2	5-30V DC
DSM-EN050	5	5-30V DC
Tech Sheet 20890		

For **FT Pro One Touch+ Plastic Push-in Fittings Emergency Kits**
see page **781**

ISO 15552 Standard Cylinder Guides

The guide unit allows for standard ISO 15552 cylinder to move loads with high positioning accuracy.

Features and Benefits

- Protection against rotation at high torques.
- High guide precision for cylinder guiding.
- Supplied plain or recirculating ball bearing guides.

2 Year Warranty





With Slide Bearings

0334	Bore mm	Stroke mm
KRF-32X50-0	32	50
KRF-32X100-0	32	100
KRF-32X160-0	32	160
KRF-32X200-0	32	200
KRF-32X250-0	32	250
KRF-32X320-0	32	320
KRF-32X400-0	32	400
KRF-32X500-0	32	500
KRF-40X50-0	40	50
KRF-40X100-0	40	100
KRF-40X160-0	40	160
KRF-40X200-0	40	200
KRF-40X250-0	40	250
KRF-40X320-0	40	320
KRF-40X400-0	40	400
KRF-40X500-0	40	500
KRF-50X50-0	50	50
KRF-50X100-0	50	100
KRF-50X160-0	50	160
KRF-50X200-0	50	200
KRF-50X250-0	50	250
KRF-50X320-0	50	320
KRF-50X400-0	50	400
KRF-50X500-0	50	500
KRF-63X50-0	63	50
KRF-63X100-0	63	100
KRF-63X160-0	63	160
KRF-63X200-0	63	200
KRF-63X250-0	63	250
KRF-63X320-0	63	320
KRF-63X400-0	63	400
KRF-63X500-0	63	500
KRF-80X50-0	80	50
KRF-80X100-0	80	100
KRF-80X160-0	80	160
KRF-80X200-0	80	200
KRF-80X250-0	80	250
KRF-80X320-0	80	320
KRF-80X400-0	80	400
KRF-80X500-0	80	500
KRF-100X50-0	100	50
KRF-100X100-0	100	100
KRF-100X160-0	100	160
KRF-100X200-0	100	200
KRF-100X250-0	100	250
KRF-100X320-0	100	320
KRF-100X400-0	100	400
KRF-100X500-0	100	500

Tech Sheet 20891

With Ball Bearings

0334	Bore mm	Stroke mm
KRF-32X50-1	32	50
KRF-32X100-1	32	100
KRF-32X160-1	32	160
KRF-32X200-1	32	200
KRF-32X250-1	32	250
KRF-32X320-1	32	320
KRF-32X400-1	32	400
KRF-32X500-1	32	500
KRF-40X50-1	40	50
KRF-40X100-1	40	100
KRF-40X160-1	40	160
KRF-40X200-1	40	200
KRF-40X250-1	40	250
KRF-40X320-1	40	320
KRF-40X400-1	40	400
KRF-40X500-1	40	500
KRF-50X50-1	50	50
KRF-50X100-1	50	100
KRF-50X160-1	50	160
KRF-50X200-1	50	200
KRF-50X250-1	50	250
KRF-50X320-1	50	320
KRF-50X400-1	50	400
KRF-50X500-1	50	500
KRF-63X50-1	63	50
KRF-63X100-1	63	100
KRF-63X160-1	63	160
KRF-63X200-1	63	200
KRF-63X250-1	63	250
KRF-63X320-1	63	320
KRF-63X400-1	63	400
KRF-63X500-1	63	500
KRF-80X50-1	80	50
KRF-80X100-1	80	100
KRF-80X160-1	80	160
KRF-80X200-1	80	200
KRF-80X250-1	80	250
KRF-80X320-1	80	320
KRF-80X400-1	80	400
KRF-80X500-1	80	500
KRF-100X50-1	100	50
KRF-100X100-1	100	100
KRF-100X160-1	100	160
KRF-100X200-1	100	200
KRF-100X250-1	100	250
KRF-100X320-1	100	320
KRF-100X400-1	100	400
KRF-100X500-1	100	500

Tech Sheet 20892

DSBC STANDARD CYLINDER

Features



Product Description

DSBC - 40 - 200 - PPSA - A

- DSBC: Cylinder Type
- 40: Bore Size mm
- 200: Stroke Size mm
- PPSA: Cushioning
  - PPS - Automatic
  - P - Polymer Cushion
  - PPV - Adjustable Pneumatic Cushioning
- A: Magnetic

ISO 15552 STANDARD CYLINDERS, DSBC

FESTO

Double Acting, Adjustable Pneumatic Cushioning

- Strokes of up to 2800mm
- Excellent flexibility thanks to wide range of variants
- Extensive range of accessories makes it possible to install the cylinder virtually anywhere
- T-Slot

Magnetic

0009	Piston Diameter mm	Stroke mm	Piston Rod Thread	Manufacturer's Code
2123069	32	20	M10 x 1.25	DSBC-32-20-PPVA-N3
1376422	32	25	M10 x 1.25	DSBC-32-25-PPVA-N3
2123070	32	30	M10 x 1.25	DSBC-32-30-PPVA-N3
1376423	32	40	M10 x 1.25	DSBC-32-40-PPVA-N3
1376424	32	50	M10 x 1.25	DSBC-32-50-PPVA-N3
2123071	32	60	M10 x 1.25	DSBC-32-60-PPVA-N3
2123072	32	70	M10 x 1.25	DSBC-32-70-PPVA-N3
1376425	32	80	M10 x 1.25	DSBC-32-80-PPVA-N3
1376426	32	100	M10 x 1.25	DSBC-32-100-PPVA-N3
1376427	32	125	M10 x 1.25	DSBC-32-125-PPVA-N3
2123073	32	150	M10 x 1.25	DSBC-32-150-PPVA-N3
1376428	32	160	M10 x 1.25	DSBC-32-160-PPVA-N3
1376429	32	200	M10 x 1.25	DSBC-32-200-PPVA-N3
1376430	32	250	M10 x 1.25	DSBC-32-250-PPVA-N3
2123074	32	300	M10 x 1.25	DSBC-32-300-PPVA-N3
1376431	32	320	M10 x 1.25	DSBC-32-320-PPVA-N3
1376432	32	400	M10 x 1.25	DSBC-32-400-PPVA-N3
1376433	32	500	M10 x 1.25	DSBC-32-500-PPVA-N3

Tech Sheet 70239

Ambient Temperature:
-20°C to +80°C

Working Pressure:
0.6 to 12 bar (Piston: 32, 40mm)
0.4 to 12 bar (Piston 50, 63, 80, 100mm)

Adjustable Cushioning



Magnetic

0009	Piston Diameter mm	Stroke mm	Piston Rod Thread	Manufacturer's Code
2123166	40	20	M12 x 1.25	DSBC-40-20-PPVA-N3
1376656	40	25	M12 x 1.25	DSBC-50-250-PPVA-N3
2123167	40	30	M12 x 1.25	DSBC-40-30-PPVA-N3
1376657	40	40	M12 x 1.25	DSBC-40-40-PPVA-N3
1376658	40	50	M12 x 1.25	DSBC-40-50-PPVA-N3
2123224	40	60	M12 x 1.25	DSBC-40-60-PPVA-N3
2123225	40	70	M12 x 1.25	DSBC-40-70-PPVA-N3
1376659	40	80	M12 x 1.25	DSBC-40-80-PPVA-N3
1376660	40	100	M12 x 1.25	DSBC-40-100-PPVA-N3
1376661	40	125	M12 x 1.25	DSBC-40-125-PPVA-N3
2123226	40	150	M12 x 1.25	DSBC-40-150-PPVA-N3
1376662	40	160	M12 x 1.25	DSBC-40-160-PPVA-N3
1376663	40	200	M12 x 1.25	DSBC-40-200-PPVA-N3
1376664	40	250	M12 x 1.25	DSBC-40-250-PPVA-N3
2123227	40	300	M12 x 1.25	DSBC-40-300-PPVA-N3
1376665	40	320	M12 x 1.25	DSBC-40-320-PPVA-N3
1376666	40	400	M12 x 1.25	DSBC-40-400-PPVA-N3
1376667	40	500	M12 x 1.25	DSBC-40-500-PPVA-N3
2098969	50	20	M16 x 1.5	DSBC-50-20-PPVA-N3
1366948	50	25	M16 x 1.5	DSBC-50-25-PPVA-N3
2098970	50	30	M16 x 1.5	DSBC-50-30-PPVA-N3
1366949	50	40	M16 x 1.5	DSBC-50-40-PPVA-N3
1366950	50	50	M16 x 1.5	DSBC-50-50-PPVA-N3
2098972	50	60	M16 x 1.5	DSBC-50-60-PPVA-N3
2098973	50	70	M16 x 1.5	DSBC-50-70-PPVA-N3
1366951	50	80	M16 x 1.5	DSBC-50-80-PPVA-N3
1366952	50	100	M16 x 1.5	DSBC-50-100-PPVA-N3
1366953	50	125	M16 x 1.5	DSBC-50-125-PPVA-N3
2098974	50	150	M16 x 1.5	DSBC-50-150-PPVA-N3
1366954	50	160	M16 x 1.5	DSBC-50-160-PPVA-N3
1366955	50	200	M16 x 1.5	DSBC-50-200-PPVA-N3
1366956	50	250	M16 x 1.5	DSBC-40-25-PPVA-N3
2098975	50	300	M16 x 1.5	DSBC-50-300-PPVA-N3
1366957	50	320	M16 x 1.5	DSBC-50-320-PPVA-N3
1366958	50	400	M16 x 1.5	DSBC-50-400-PPVA-N3
1366959	50	500	M16 x 1.5	DSBC-50-500-PPVA-N3

Tech Sheet 70240

Magnetic

0009	Piston Diameter mm	Stroke mm	Piston Rod Thread	Manufacturer's Code
2125490	63	20	M16 x 1.5	DSBC-63-20-PPVA-N3
1383578	63	25	M16 x 1.5	DSBC-63-25-PPVA-N3
2125491	63	30	M16 x 1.5	DSBC-63-30-PPVA-N3
1383579	63	40	M16 x 1.5	DSBC-63-40-PPVA-N3
1383580	63	50	M16 x 1.5	DSBC-63-50-PPVA-N3
2125492	63	60	M16 x 1.5	DSBC-63-60-PPVA-N3
2125493	63	70	M16 x 1.5	DSBC-63-70-PPVA-N3
1383581	63	80	M16 x 1.5	DSBC-63-80-PPVA-N3
1383582	63	100	M16 x 1.5	DSBC-63-100-PPVA-N3
1383583	63	125	M16 x 1.5	DSBC-63-125-PPVA-N3
2125494	63	150	M16 x 1.5	DSBC-63-150-PPVA-N3
1383584	63	160	M16 x 1.5	DSBC-63-160-PPVA-N3
1383585	63	200	M16 x 1.5	DSBC-63-200-PPVA-N3
1383586	63	250	M16 x 1.5	DSBC-63-250-PPVA-N3
2125495	63	300	M16 x 1.5	DSBC-63-300-PPVA-N3
1383587	63	320	M16 x 1.5	DSBC-63-320-PPVA-N3
1383588	63	400	M16 x 1.5	DSBC-63-400-PPVA-N3
1383589	63	500	M16 x 1.5	DSBC-63-500-PPVA-N3
2126594	80	20	M20 x 1.5	DSBC-80-20-PPVA-N3
1383333	80	25	M20 x 1.5	DSBC-80-25-PPVA-N3
2126595	80	30	M20 x 1.5	DSBC-80-30-PPVA-N3
1383334	80	40	M20 x 1.5	DSBC-80-40-PPVA-N3
1383335	80	50	M20 x1.5	DSBC-80-50-PPVA-N3
2126597	80	60	M20 x 1.5	DSBC-80-60-PPVA-N3
2126598	80	70	M20 x 1.5	DSBC-80-70-PPVA-N3
1383336	80	80	M20 x 1.5	DSBC-80-80-PPVA-N3
1383337	80	100	M20 x 1.5	DSBC-80-100-PPVA-N3
1383338	80	125	M20 x 1.5	DSBC-80-125-PPVA-N3
2126599	80	150	M20 x 1.5	DSBC-80-150-PPVA-N3
1383339	80	160	M20 x 1.5	DSBC-80-160-PPVA-N3
1383340	80	200	M20 x 1.5	DSBC-80-200-PPVA-N3
1383341	80	250	M20 x 1.5	DSBC-80-250-PPVA-N3
2126600	80	300	M20 x 1.5	DSBC-80-300-PPVA-N3
1383342	80	320	M20 x 1.5	DSBC-80-320-PPVA-N3
1383343	80	400	M20 x 1.5	DSBC-80-400-PPVA-N3
1383344	80	500	M20 x 1.5	DSBC-80-500-PPVA-N3

Tech Sheet 70241

ISO 15552 STANDARD CYLINDERS, DSBC

Double Acting, Self-adjusting Pneumatic Cushioning

- Strokes of up to 2800mm
- Excellent flexibility thanks to wide range of variants
- Extensive range of accessories makes it possible to install the cylinder virtually anywhere
- T-Slot

Magnetic

0009	Piston Diameter mm	Stroke mm	Piston Rod Thread	Manufacturer's Code
2123085	32	20	M10 x 1.25	DSBC-32-20-PPSA-N3
1376467	32	25	M10 x 1.25	DSBC-32-25-PPSA-N3
2123086	32	30	M10 x 1.25	DSBC-32-30-PPSA-N3
1376468	32	40	M10 x 1.25	DSBC-32-40-PPSA-N3
1376469	32	50	M10 x 1.25	DSBC-32-50-PPSA-N3
2123087	32	60	M10 x 1.25	DSBC-32-60-PPSA-N3
2123088	32	70	M10 x 1.25	DSBC-32-70-PPSA-N3
1376470	32	80	M10 x 1.25	DSBC-32-80-PPSA-N3
1376471	32	100	M10 x 1.25	DSBC-32-100-PPSA-N3
1376472	32	125	M10 x 1.25	DSBC-32-125-PPSA-N3
2123089	32	150	M10 x 1.25	DSBC-32-150-PPSA-N3
1376473	32	160	M10 x 1.25	DSBC-32-160-PPSA-N3
1376474	32	200	M10 x 1.25	DSBC-32-200-PPSA-N3
1376475	32	250	M10 x 1.25	DSBC-32-250-PPSA-N3
2123090	32	300	M10 x 1.25	DSBC-32-300-PPSA-N3
1376476	32	320	M10 x 1.25	DSBC-32-320-PPSA-N3
1376477	32	400	M10 x 1.25	DSBC-32-400-PPSA-N3
1376478	32	500	M10 x 1.25	DSBC-32-500-PPSA-N3
Tech Sheet 70242				

Ambient Temperature:
-20°C to +80°C

Working Pressure:
0.6 to 12 bar (Piston: 32, 40mm)
0.4 to 12 bar (Piston 50, 63, 80, 100mm)

Self-adjusting Cushioning



Magnetic

0009	Piston Diameter mm	Stroke mm	Piston Rod Thread	Manufacturer's Code
2123780	40	20	M12 x 1.25	DSBC-40-20-PPSA-N3
1376903	40	25	M12 x 1.25	DSBC-40-25-PPSA-N3
2123781	40	30	M12 x 1.25	DSBC-40-30-PPSA-N3
1376904	40	40	M12 x 1.25	DSBC-40-40-PPSA-N3
1376905	40	50	M12 x 1.25	DSBC-40-50-PPSA-N3
2123782	40	60	M12 x 1.25	DSBC-40-60-PPSA-N3
2123783	40	70	M12 x 1.25	DSBC-40-70-PPSA-N3
1376906	40	80	M12 x 1.25	DSBC-40-80-PPSA-N3
1376907	40	100	M12 x 1.25	DSBC-40-100-PPSA-N3
1376908	40	125	M12 x 1.25	DSBC-40-125-PPSA-N3
2123784	40	150	M12 x 1.25	DSBC-40-150-PPSA-N3
1376909	40	160	M12 x 1.25	DSBC-40-160-PPSA-N3
1376910	40	200	M12 x 1.25	DSBC-40-200-PPSA-N3
1376911	40	250	M12 x 1.25	DSBC-40-250-PPSA-N3
2123785	40	300	M12 x 1.25	DSBC-40-300-PPSA-N3
1376912	40	320	M12 x 1.25	DSBC-40-320-PPSA-N3
1376913	40	400	M12 x 1.25	DSBC-40-400-PPSA-N3
1376914	40	500	M12 x 1.25	DSBC-40-500-PPSA-N3
2102628	50	20	M16 x 1.5	DSBC-50-20-PPSA-N3
1376301	50	25	M16 x 1.5	DSBC-50-25-PPSA-N3
2102629	50	30	M16 x 1.5	DSBC-50-30-PPSA-N3
1376304	50	40	M16 x 1.5	DSBC-50-40-PPSA-N3
1376305	50	50	M16 x 1.5	DSBC-50-50-PPSA-N3
2102630	50	60	M16 x 1.5	DSBC-50-60-PPSA-N3
2102631	50	70	M16 x 1.5	DSBC-50-70-PPSA-N3
1376306	50	80	M16 x 1.5	DSBC-50-80-PPSA-N3
1376307	50	100	M16 x 1.5	DSBC-50-100-PPSA-N3
1376308	50	125	M16 x 1.5	DSBC-50-125-PPSA-N3
2102632	50	150	M16 x 1.5	DSBC-50-150-PPSA-N3
1376309	50	160	M16 x 1.5	DSBC-50-160-PPSA-N3
1376310	50	200	M16 x 1.5	DSBC-50-200-PPSA-N3
1376311	50	250	M16 x 1.5	DSBC-50-250-PPSA-N3
2102633	50	300	M16 x 1.5	DSBC-50-300-PPSA-N3
1376312	50	320	M16 x 1.5	DSBC-50-320-PPSA-N3
1376313	50	400	M16 x 1.5	DSBC-50-400-PPSA-N3
1376314	50	500	M16 x 1.5	DSBC-50-500-PPSA-N3
Tech Sheet 70243				

Magnetic

0009	Piston Diameter mm	Stroke mm	Piston Rod Thread	Manufacturer's Code
2126684	63	20	M16 x 1.5	DSBC-63-20-PPSA-N3
1383632	63	25	M16 x 1.5	DSBC-63-25-PPSA-N3
2126685	63	30	M16 x 1.5	DSBC-63-30-PPSA-N3
1383633	63	40	M16 x 1.5	DSBC-63-40-PPSA-N3
1383634	63	50	M16 x 1.5	DSBC-63-50-PPSA-N3
2126686	63	60	M16 x 1.5	DSBC-63-60-PPSA-N3
2126687	63	70	M16 x 1.5	DSBC-63-70-PPSA-N3
1383635	63	80	M16 x 1.5	DSBC-63-80-PPSA-N3
1383636	63	100	M16 x 1.5	DSBC-63-100-PPSA-N3
1383637	63	125	M16 x 1.5	DSBC-63-125-PPSA-N3
2126688	63	150	M16 x 1.5	DSBC-63-150-PPSA-N3
1383638	63	160	M16 x 1.5	DSBC-63-160-PPSA-N3
1383639	63	200	M16 x 1.5	DSBC-63-200-PPSA-N3
1383640	63	250	M16 x 1.5	DSBC-63-250-PPSA-N3
2126689	63	300	M16 x 1.5	DSBC-63-300-PPSA-N3
1383641	63	320	M16 x 1.5	DSBC-63-320-PPSA-N3
1383642	63	400	M16 x 1.5	DSBC-63-400-PPSA-N3
1383643	63	500	M16 x 1.5	DSBC-63-500-PPSA-N3
2126636	80	20	M20 x 1.5	DSBC-80-20-PPSA-N3
1383366	80	25	M20 x 1.5	DSBC-80-25-PPSA-N3
2126637	80	30	M20 x 1.5	DSBC-80-30-PPSA-N3
1383367	80	40	M20 x 1.5	DSBC-80-40-PPSA-N3
1383368	80	50	M20 x 1.5	DSBC-80-50-PPSA-N3
2126638	80	60	M20 x 1.5	DSBC-80-60-PPSA-N3
2126639	80	70	M20 x 1.5	DSBC-80-70-PPSA-N3
1383369	80	80	M20 x 1.5	DSBC-80-80-PPSA-N3
1383370	80	100	M20 x 1.5	DSBC-80-100-PPSA-N3
1383371	80	125	M20 x 1.5	DSBC-80-125-PPSA-N3
2126640	80	150	M20 x 1.5	DSBC-80-150-PPSA-N3
1383372	80	160	M20 x 1.5	DSBC-80-160-PPSA-N3
1383373	80	200	M20 x 1.5	DSBC-80-200-PPSA-N3
1383374	80	250	M20 x 1.5	DSBC-80-250-PPSA-N3
2126641	80	300	M20 x 1.5	DSBC-80-300-PPSA-N3
1383375	80	320	M20 x 1.5	DSBC-80-320-PPSA-N3
1383376	80	400	M20 x 1.5	DSBC-80-400-PPSA-N3
1383377	80	500	M20 x 1.5	DSBC-80-500-PPSA-N3
Tech Sheet 70244				

CYLINDER ATTACHMENTS & ACCESSORIES

FESTO

ISO 15552 Cylinders Mounting Components for Drive Units

Standard Swivel Flange with Spherical Rod Eye, ISO 15552

0009	To Suit Bore mm	Manufacturer's Code
174397	32	SNCS-32
174398	40	SNCS-40
174399	50	SNCS-50
174400	63	SNCS-63
174401	80	SNCS-80

Tech Sheet 70220

Standard Swivel Flange, ISO 15552

0009	To Suit Bore mm	Manufacturer's Code
174383	32	SNC-32
174384	40	SNC-40
174385	50	SNC-50
174386	63	SNC-63
174387	80	SNC-80

Tech Sheet 70222



Trunnion Mounting Kit, ISO 15552

0009	To Suit Bore mm	Manufacturer's Code
2213233	32	DAMT-V1-32-A
2214899	40	DAMT-V1-40-A
2214909	50	DAMT-V1-50-A
2214971	63	DAMT-V1-63-A
163529	80	DAMT-V1-80-A

Tech Sheet 70224

Wide Swivel Flange, ISO 15552

0009	To Suit Bore mm	Manufacturer's Code
174404	32	SNCL-32
174405	40	SNCL-40
174406	50	SNCL-50
174407	63	SNCL-63
174408	80	SNCL-80

Tech Sheet 70221

Wide Swivel Flange, ISO 15552

0009	To Suit Bore mm	Manufacturer's Code
174390	32	SNCB-32
174391	40	SNCB-40
174392	50	SNCB-50
174393	63	SNCB-63
174394	80	SNCB-80

Tech Sheet 70223

Clevis Foot Mounting, ISO 15552

0009	To Suit Bore mm	Manufacturer's Code
33890	32	LNG-32
33891	40	LNG-40
33892	50	LNG-50
33893	63	LNG-63
33894	80	LNG-80

Tech Sheet 70215

Foot Mountings, ISO 15552

0009	To Suit Bore mm	Manufacturer's Code
174369	32	HNC-32
174370	40	HNC-40
174371	50	HNC-50
174372	63	HNC-63
174373	80	HNC-80

Tech Sheet 70219

Piston Rod Attachments

SGS, Rod Eyes

0009	Thread	Manufacturer's Code
9254	M6	SGS-M6
9255	M8	SGS-M8
9261	M10 x 1.25	SGS-M10X1.25
9262	M12 x 1.25	SGS-M12X1.25
9263	M16 x 1.5	SGS-M16X1.5
9264	M20 x 1.5	SGS-M20X1.5

Tech Sheet 71576

For use with all cylinders.

Rod Clevis

0009	Thread	Manufacturer's Code
3110	M6	SG-M6
3111	M8	SG-M8
6144	M10 x 1.25	SG-M10X1.25
6145	M12 x 1.25	SG-M12X1.25
6146	M16 x 1.25	SG-M16X1.5
6147	M20 x 1.5	SG-M20X1.5

Tech Sheet 71577

ISO 15552 CYLINDERS

Double Acting Cylinders

Technical Data for ISO 15552 Cylinders

- Fluid: unlubricated air (lubrication, if used, must be continuous)
- Sensor magnet: all versions come complete with magnet
- Piston rod material: C40 chromed steel Ø32-63
- Piston seal: NBR

Temperature Range:
10°C to +70°C

Maximum Operating Pressure:
10 bar

Dimensions

Ø	A	A1	A2	B	C	C1	CH	CH1	D	D1	D2	E	E1	F	G	G1	H	Ø	L	L0	L1	L2	M	N	P	Q
32	10	7	10	30	26	16	10	6	M10 x 1.25	12	15	32.5	5	22	G1/8	M6	47	32	120	94	74	146	9	4.5	6	4
40	12	9	10	35	30	20	13	6	M12 x 1.25	16	19	38	5	24	G1/4	M6	53	40	135	105	81	165	9	4.5	6	4
50	14	14	10	40	37	25	17	8	M16 x 1.5	20	19	46.5	5	32	G1/4	M8	65	50	143	106	78	180	12	5.5	6	6
63	16	14	10	45	37	25	17	8	M16 x 1.5	20	23	56.5	5	32	G3/8	M8	75	63	158	121	89	195	12	5.5	6	6
80	18	12	12	45	46	33	22	10	M20 x 1.5	25	23	72	8	40	G3/8	M10	95	80	174	128	92	220	16	5.5	10	7
100	20	14	12	55	51	38	22	10	M20 x 1.5	25	27	89	8	40	G1/2	M10	115	100	189	138	98	240	16	5.5	10	7
125	25	21	10	60	65	45	27	12	M27 x 2	32	27	110	8	54	G1/2	M12	140	125	225	160	110	290	19	6.5	12	8

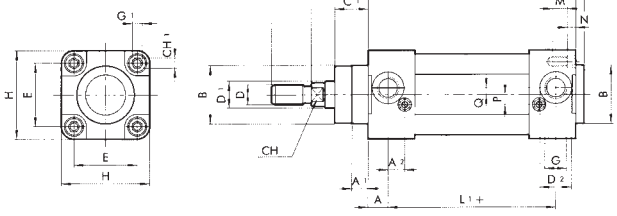

Magnetic & Cushioned

9195	Diameter (mm)	Stroke (mm)
1213320025CN	32	25
1213320050CN	32	50
1213320080CN	32	80
1213320100CN	32	100
1213320125CN	32	125
1213320160CN	32	160
1213320200CN	32	200
1213320250CN	32	250
1213320320CN	32	320
1213320400CN	32	400
1213320500CN	32	500
1213400025CN	40	25
1213400050CN	40	50
1213400080CN	40	80
1213400100CN	40	100
1213400125CN	40	125
1213400160CN	40	160

9195	Diameter (mm)	Stroke (mm)
1213400200CN	40	200
1213400250CN	40	250
1213400320CN	40	320
1213400400CN	40	400
1213400500CN	40	500
1213500025CN	50	25
1213500050CN	50	50
1213500080CN	50	80
1213500100CN	50	100
1213500125CN	50	125
1213500160CN	50	160
1213500200CN	50	200
1213500250CN	50	250
1213500320CN	50	320
1213500400CN	50	400
1213500500CN	50	500

ISO 15552 CYLINDERS

Double Acting Cylinders

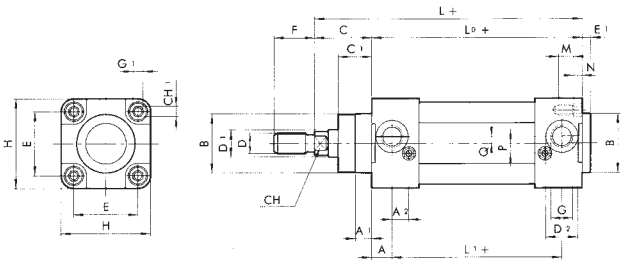

Magnetic & Cushioned

9195	Diameter (mm)	Stroke (mm)
1213630025CN	63	25
1213630050CN	63	50
1213630080CN	63	80
1213630100CN	63	100
1213630125CN	63	125
1213630160CN	63	160
1213630200CN	63	200
1213630250CN	63	250
1213630320CN	63	320
1213630400CN	63	400
1213630500CN	63	500
1213800025AN	80	25
1213800050AN	80	50
1213800080AN	80	80
1213800100AN	80	100
1213800125AN	80	125
1213800160AN	80	160
1213800200AN	80	200
1213800250AN	80	250
1213800320AN	80	320
1213800400AN	80	400

9195	Diameter (mm)	Stroke (mm)
1213800500AN	80	500
1213A10025AN	100	25
1213A10050AN	100	50
1213A10080AN	100	80
1213A10100AN	100	100
1213A10125AN	100	125
1213A10160AN	100	160
1213A10200AN	100	200
1213A10250AN	100	250
1213A10320AN	100	320
1213A10400AN	100	400
1213A10500AN	100	500
1213A20100AN	125	100
1213A20125AN	125	125
1213A20160AN	125	160
1213A20200AN	125	200
1213A20250AN	125	250
1213A20320AN	125	320
1213A20400AN	125	400
1213A20500AN	125	500

For **Metal Work Standard Series FRL's 'Syntesti'**
see pages **668-672**

ISO 15552 CYLINDERS

Double Acting Cylinders

Technical Data for ISO 15552 Cylinders Ø 160-320

- Design: round barrel with tie rods
- Sensor magnet: all versions come complete with magnet
- Piston rod material: C45 steel, chromed
- Piston seal: NBR
- Options: available with mounted intermediate hinge

More Sizes Available
Up to 320mm diameter & 2600mm stroke

Temperature Range:
10°C to +80°C

Maximum Operating Pressure:
10 bar



Magnetic & Cushioned

9195	Diameter mm	Stroke mm
W1211600025	160	25
W1211600050	160	50
W1211600080	160	80
W1211600100	160	100
W1211600125	160	125
W1211600160	160	160
W1211600200	160	200
W1211600250	160	250
W1211600320	160	320
W1211600400	160	400
W1211600500	160	500
W1212000025	200	25
W1212000050	200	50
W1212000080	200	80
W1212000100	200	100
W1212000125	200	125
W1212000160	200	160
W1212000200	200	200
W1212000250	200	250
W1212000320	200	320
W1212000400	200	400
W1212000500	200	500

9195	Diameter mm	Stroke mm
W1212500025	250	25
W1212500050	250	50
W1212500080	250	80
W1212500100	250	100
W1212500125	250	125
W1212500160	250	160
W1212500200	250	200
W1212500250	250	250
W1212500320	250	320
W1212500400	250	400
W1212500500	250	500
W1213200025	320	25
W1213200050	320	50
W1213200080	320	80
W1213200100	320	100
W1213200125	320	125
W1213200160	320	160
W1213200200	320	200
W1213200250	320	250
W1213200320	320	320
W1213200400	320	400
W1213200500	320	500

For dimensions and further technical information refer to sales team.

ISO 15552 CYLINDERS ACCESSORIES

Foot Mounting

To suit ISO 15552 Cylinders

9146	Ø	AB	AH	AO	AT	AU	TR	UH	H1	H2
W0950322001	32	7	32	35	4	24	32	45	144	142
W0950402001	40	9	36	43	4	28	36	52	163	161
W0950502001	50	9	45	47	4	32	45	65	175	170
W0950632001	63	9	50	47	6	32	50	75	190	185
W0950802001	80	12	63	61	6	41	63	95	215	210
W0951002001	100	14	71	66	6	41	75	115	230	220
W0951252001	125	16	90	60	7	45	90	140	270	250
W0951602001	160	18	115	80	10	60	115	180	319	300
W0952002001	200	22	135	100	10	70	135	220	345	320

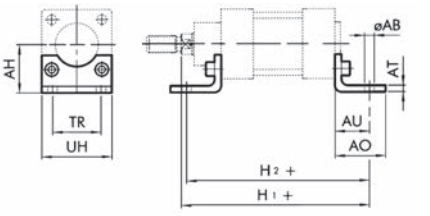

Female Hinge

To suit ISO 15552 Cylinders

9146	Ø	B	D	E	ØG	H3	R	S
W0950322003	32	45	26	22	10	142	11	10
W0950402003	40	52	28	25	12	160	13	10
W0950502003	50	60	32	27	12	170	13	12
W0950632003	63	70	40	32	16	190	17	12
W0950802003	80	90	50	36	16	210	17	16
W0951002003	100	110	60	41	20	230	21	16
W0951252003	125	130	70	50	25	275	26	20
W0951602003	160	170	90	55	30	314	25	20
W0952002003	200	170	90	60	30	335	25	25

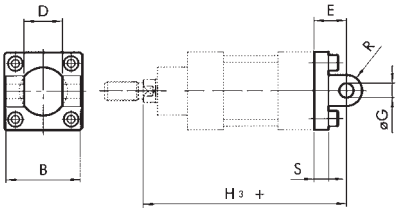

Male Hinge

To suit ISO 15552 Cylinders

9146	Ø	D	E	F	ØG	H	H2
W0950322004	32	26	22	11	10	10	142
W0950402004	40	28	25	13	12	10	160
W0950502004	50	32	27	13	12	12	170
W0950632004	63	40	32	17	16	12	190
W0950802004	80	50	36	17	16	16	210
W0951002004	100	60	41	21	20	16	230
W0951252004	125	70	50	26	25	20	1590
W0951602004	160	90	55	25	30	20	314
W0952002004	200	90	60	25	30	25	335

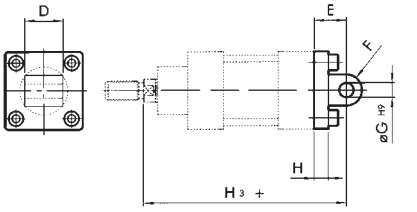

ISO 15552 CYLINDERS ACCESSORIES

Male 90° Hinge

To suit ISO 15552 Cylinders

9146	Ø	B	C	D	E	G	L	M	N
W0950322108	32	25.5	25	45	7	32	10	10	10
W0950402108	40	27.5	32	52	7	36	10	12	12
W0950502108	50	31.5	32	65	9	45	12	12	12
W0950632108	63	39.5	40	75	9	50	16	16	15
W0950802108	80	49.5	40	95	11	63	16	16	15
W0951002108	100	59.5	50	115	11	21	20	20	22
W0951252008	125	70	50	25	14	90	16	25	22

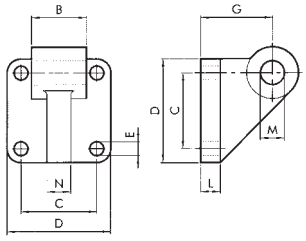

Flange Mounting

To suit ISO 15552 Cylinders

9146	Ø	B	B1	B2	B3	B4	ØD4	T
W0950322002	32	64	80	50	10	32	7	16
W0950402002	40	72	90	55	10	36	9	20
W0950502002	50	90	110	65	12	45	9	25
W0950632002	63	100	120	75	12	50	9	25
W0950802002	80	126	153	95	16	63	12	30
W0951002002	100	150	178	115	16	75	14	35
W0951252002	125	180	220	140	20	90	16	45
W0951602002	160	230	270	180	20	115	18	59
W0952002002	200	270	312	225	25	135	22	70



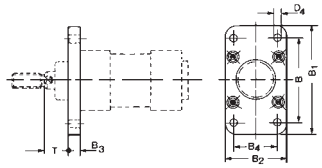

Piston Rod Nut

To suit ISO 15552 Cylinders

9146	Ø	D	H	SW
W0950322010	32	M10 x 1.25	6	17
W0950402010	40	M12 x 1.25	7	19
W0950502010	50-63	M16 x 1.5	8	24
W0950802010	80-100	M20 x 1.5	9	30
W0951252010	125	M27 x 2	12	74
W0951602010	160/200	M36 x 2	14	55



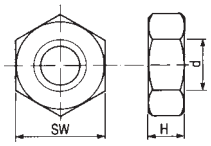

Fork Clevis

To suit ISO 15552 Cylinders

9146	Ø	M	A	B	C	L	F	D
W0950322020	32	10	20	10	20	52	40	M10 x 1.25
W0950402020	40	12	24	12	24	62	48	M12 x 1.25
W0950502020	50/63	16	32	16	32	83	64	M16 x 1.5
W0950802020	80/100	20	40	20	40	106	80	M20 x 1.5
W0951252020	125	30	55	30	55	148	110	M27 x 2
W0951602008	160/200	90	63	154	18	140	20	30
W0951602020	160/200	35	70	35	72	188	144	M36 x 2

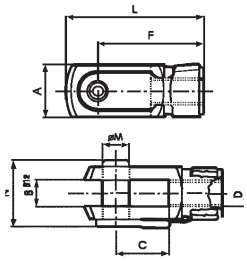

ISO 15552 CYLINDERS ACCESSORIES

Spherical Rod Eye

To suit ISO 15552 Cylinders

9146	Ø	M	B1	B	A	L	F	D	CH	ØG
W0950322025	32	10	10.5	14	28	57	43	M10 x 1.25	17	15
W0950402025	40	12	12	16	32	66	50	M12 x 1.25	19	17.5
W0950502025	50/63	16	15	21	42	85	64	M16 x 1.5	22	22
W0950802025	80/100	20	18	25	50	102	77	M20 x 1.5	30	27.5
W0951252025	125	30	25	37	70	145	110	M27 x 2	41	40
W0952002025	160/200	35	28	43	80	165	125	M36 x 2	58	46

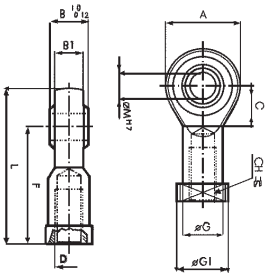

Reed Switch

Technical Data

Type		Contact
Maximum AC/DC voltage	V	Reed + varistor + LED 2 wires
		Reed + varistor + LED NO
		220 ISO cylinder
Maximum current at +25°C	mA	1,000
Power with inductive load	VA	15
Power with resistive load	Watt	50
Switch-on time	M sec	1.2
Switch-off time	M sec	0.1
Cable length		2.5m
Cable material		Soft PVC
Switch-on point	Gauss	110
Switch-off point	Gauss	95
Contact resistance		0.1

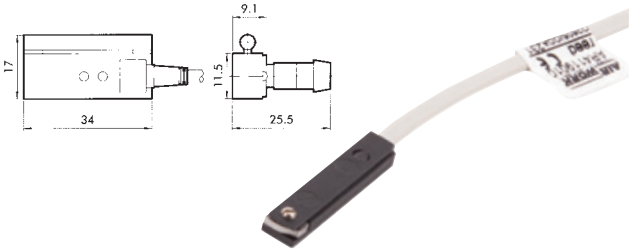

To suit ISO 15552 Cylinders

9146	Description
W0950000201	Reed Sensor ACC.DSM2-C525

Reed Switch Bracket

To suit ISO 15552 Cylinders

9146	Description	Cylinder Diameter
W0950000711	Bracket ACC. D.32 DST 80	32-40
W0950000712	Bracket ACC. D.50 DST 81	50-63
W0950000713	Bracket ACC. D.80-100-125 DST 82	80-125
0951602093	Bracket ACC. D.160-200	160-200

Seal Kits

Other variants available on request

To suit ISO 15552 Cylinders

9146	Ø	Material
0090320502	32	NBR
0090400502	40	NBR
0090500502	50	NBR
0090630502	63	NBR
0090800502	80	NBR
0091000502	100	NBR
0091250502	125	NBR

Sensor Tester with M8 & M12 Connections

This sensor tester features the following:

- A green light and acoustic signal indicating correct operation
- Sensors can be checked without having to be disassembled
- M8 and M12 connections and terminal board for direct connection to the wires
- PNP or NPN switching button

Technical Data

- Container material: PA 6.6 blue
- Degree of protection: IP00
- Connections: M8 and M12 plug-socket type with 40cm cable
- Additional connections: three terminals for wire connection
- Power supply: 9V DC (battery type 6LR61)
- Internal voltage: 15V DC
- Green light: tester switched on
- Yellow light: sensor in operation
- Red light: battery fla

Automatic Switch Off

9146	Dimensions (mm)
W0950060000	63 x 88 x 24

CYLINDER GUIDE UNITS FOR ISO15552 CYLINDER

Profile (GD4) & (GDM

More Sizes Available
Up to 100mm diameter & 1000mm stroke



With Self-lubricating Bushings

9147	Diameter mm	Stroke mm
HGU020-0100	20	100
HGU020-0200	20	200
HGU020-0250	20	250
HGU020-0320	20	320
HGU020-0400	20	400
HGU020-0500	20	500
HGU032-0100	32	100
HGU032-0200	32	200
HGU032-0250	32	250
HGU032-0320	32	320
HGU032-0400	32	400
HGU032-0500	32	500
HGU040-0100	40	100
HGU040-0200	40	200
HGU040-0250	40	250
HGU040-0320	40	320
HGU040-0400	40	400
HGU040-0500	40	500
HGU050-0100	50	100
HGU050-0200	50	200
HGU050-0250	50	250
HGU050-0320	50	320
HGU050-0400	50	400
HGU050-0500	50	500
HGU063-0100	63	100
HGU063-0200	63	200
HGU063-0250	63	250
HGU063-0320	63	320
HGU063-0400	63	400
HGU063-0500	63	500

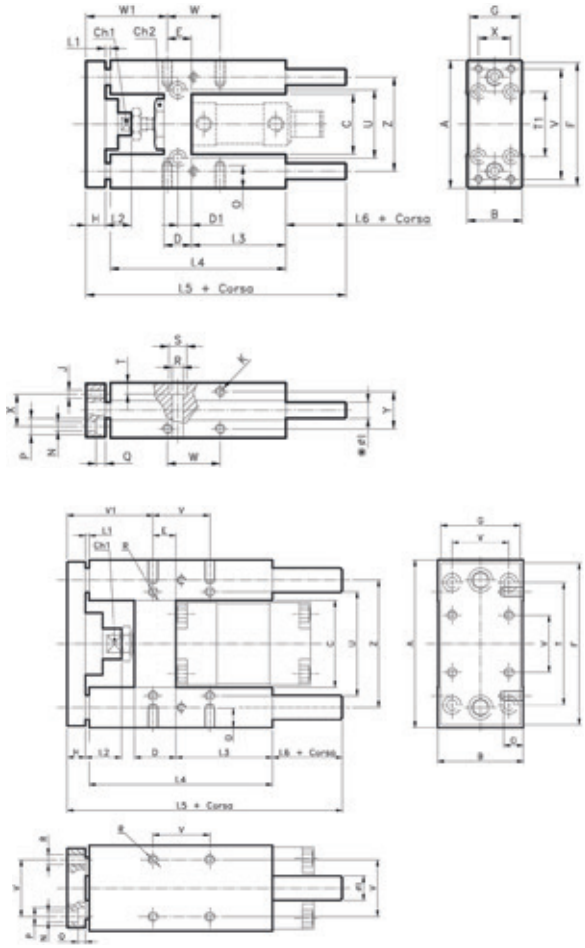

CYLINDER GUIDE UNITS FOR ISO15552 CYLINDER

Profile (GD4) & (GDM)

More Sizes Available
Up to 100mm diameter & 1000mm stroke



With Self-lubricating Bushings

9147	Diameter mm	Stroke mm
UGU020-0100	20	100
UGU020-0200	20	200
UGU020-0320	20	320
UGU020-0400	20	400
UGU020-0500	20	500
UGU032-0100	32	100
UGU032-0200	32	200
UGU032-0250	32	250
UGU032-0320	32	320
UGU032-0400	32	400
UGU032-0500	32	500
UGU040-0100	40	100
UGU040-0200	40	200
UGU040-0250	40	250
UGU040-0320	40	320
UGU040-0400	40	400
UGU040-0500	40	500
UGU050-0100	50	100
UGU050-0200	50	200
UGU050-0250	50	250
UGU050-0320	50	320
UGU050-0400	50	400
UGU050-0500	50	500
UGU063-0100	63	100
UGU063-0200	63	200
UGU063-0250	63	250
UGU063-0320	63	320
UGU063-0400	63	400
UGU063-0500	63	500

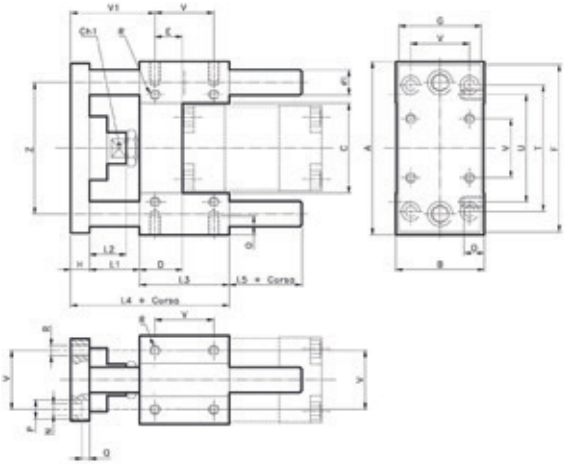

Rear End Plate



To suit Guide Units

9147	Description
KG3043.20	For 20/25mm Guide Units
KG3043.32	For 32mm Guide Units
KG3043.40	For 40mm Guide Units
KG3043.50	For 50mm Guide Units
KG3043.63	For 63mm Guide Units

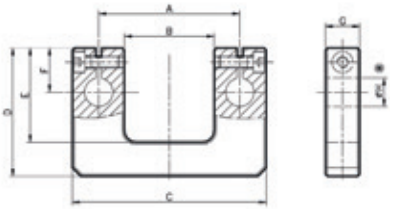

ISO 15552 CYLINDERS, SERIES HCR (HIGH CORROSION RESISTANCE)

Uses stainless steel fixing

In some applications, cylinders are exposed to aggressive environments (e.g. the dairy, fruit and vegetable, and food industry) or to substances and washings with aggressive detergents (e.g. caustic soda, hydrochloric acid and lactic acid). Under these conditions, the HCR series cylinders ensure better corrosion resistance.

Cylinders made to ISO 15552, designed and built with materials and/or surface treatments that are highly resistant to corrosion

They come in various versions and with specific range of accessories
- with or without magnet
- with single or through piston rod

Also available with liner in the STD series or series 3

1.	Piston rod: AISI 316, thickness chromed
2.	Head: anodised pressure die-cast aluminium, epoxy-vinyl ester and epoxy-resin powder coating
3.	Piston rod gasket: special polyurethane
4.	Guide bushing: steel strip with bronze and PTFE insert
5.	Barrel: drawn anodised calibrated aluminium
6.	Semi-piston: made of self-lubricating technopolymer with built-in cushioning olives (aluminium with technopolymer shoe for Ø 80, 10 and 125)
7.	Piston gasket: NBR
8.	Magnet: plastoferrite
9.	Buffer + static O-rings: NBR
10.	Cushioning gasket: NBR
11.	Needle: AISI 316, screws: AISI 316
12.	Screws: AISI 316

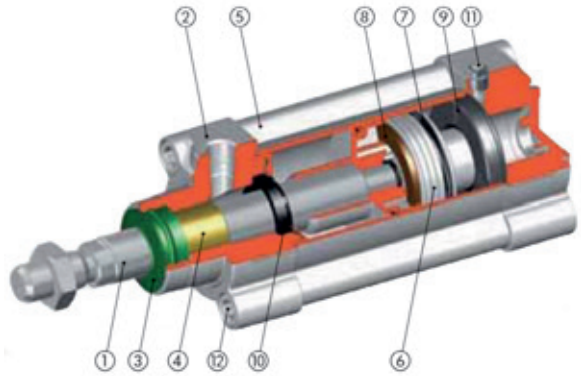

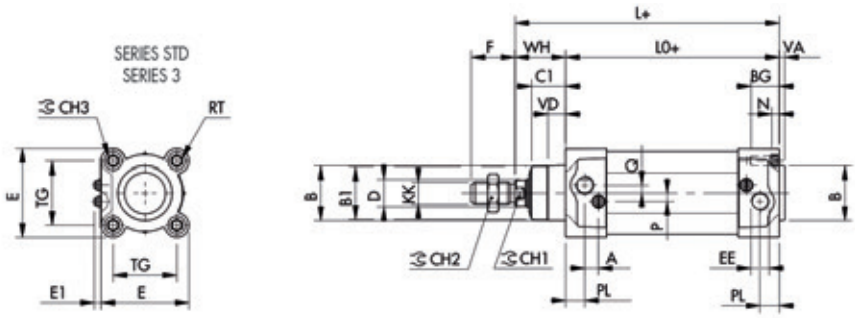

Ø	PL	VD	A	B	B1	WH	C1	CH1	CH2	CH3	KK	D	TG	VA	F	EE	RT	E	E1 min	E1 max	L	LO	ZM	BG	N	P	Q
32	10	6.5	10	30	28	26	16	10	17	6	M10 x 1.25	12	32.5	4	22	G1/8	M6	46	5.5	8.4	120	94	146	14.5	4.5	6	4
40	12	8	10	35	33	30	20	13	19	6	M12 x 1.25	16	38	4	24	G1/4	M6	54	4.5	8.4	135	105	165	14.5	4.5	6	4
50	14	13	10	40	38	37	25	17	24	8	M16 x 1.5	20	46.5	4	32	G1/4	M8	64.5	4.5	8.9	143	106	180	17.5	5.5	6	6
63	16	14	10	45	40	37	25	17	24	8	M16 x 1.5	20	56.5	4	32	G3/8	M8	75.5	4.1	9.5	158	121	195	17.5	5.5	6	6
80	18	12	12	45	43	46	33	22	30	10	M20 x 1.5	25	72	4	40	G3/8	M10	94	6.2	12.2	174	128	220	21.5	5.5	10	7
100	20	14	12	55	49	51	38	22	30	10	M20 x 1.5	25	89	4	40	G1/2	M10	111	6.7	12.2	189	138	240	21.5	5.5	10	7
125	25	20	10	60	54	65	45	27	41	12	M27 x 2	32	110	6	54	G1/2	M12	135	5.7	12.7	225	160	290	25.5	6.5	12	8

ISO 15552 CYLINDERS, SERIES HCR (HIGH CORROSION RESISTANCE)

ISO 15552 HCR Double Acting Cylinders

Uses stainless steel accessories

Magnetic & Cushioned

9195	Diameter mm	Stroke mm
1213320025BL	32	25
1213320050BL	32	50
1213320080BL	32	80
1213320100BL	32	100
1213320125BL	32	125
1213320160BL	32	160
1213320200BL	32	200
1213320250BL	32	250
1213320320BL	32	320
1213320400BL	32	400
1213320500BL	32	500
1213400025BL	40	25
1213400050BL	40	50
1213400080BL	40	80
1213400100BL	40	100
1213400125BL	40	125
1213400160BL	40	160
1213400200BL	40	200
1213400250BL	40	250
1213400320BL	40	320
1213400400BL	40	400
1213400500BL	40	500
1213500025BL	50	25
1213500050BL	50	50
1213500080BL	50	80
1213500100BL	50	100
1213500125BL	50	125
1213500160BL	50	160
1213500200BL	50	200
1213500250BL	50	250
1213500320BL	50	320
1213500400BL	50	400
1213500500BL	50	500
1213630025BL	63	25
1213630050BL	63	50
1213630080BL	63	80
1213630100BL	63	100

9195	Diameter mm	Stroke mm
1213630125BL	63	125
1213630160BL	63	160
1213630200BL	63	200
1213630250BL	63	250
1213630320BL	63	320
1213630400BL	63	400
1213630500BL	63	500
1213800025WL	80	25
1213800050WL	80	50
1213800080WL	80	80
1213800100WL	80	100
1213800125WL	80	125
1213800160WL	80	160
1213800200WL	80	200
1213800250WL	80	250
1213800320WL	80	320
1213800400WL	80	400
1213800500WL	80	500
1213A10025WL	100	25
1213A10050WL	100	50
1213A10080WL	100	80
1213A10100WL	100	100
1213A10125WL	100	125
1213A10160WL	100	160
1213A10200WL	100	200
1213A10250WL	100	250
1213A10320WL	100	320
1213A10400WL	100	400
1213A10500WL	100	500
1213A20100WL	125	100
1213A20125WL	125	125
1213A20160WL	125	160
1213A20200WL	125	200
1213A20250WL	125	250
1213A20320WL	125	320
1213A20400WL	125	400
1213A20500WL	125	500

For **correct magnetic sensors & fitting**
contact sales department

ISO 15552 AIR CYLINDERS, ALL STAINLESS STEEL

Technical Specifications
Fluid: lubricated or non-lubricated air

Temperature Range:
10°C to +80°C

Maximum Operating Pressure:
10 bar

1. Piston rod: AISI 316 steel
2. Head: AISI 304 steel
3. Piston rod gasket: polyurethane or FKM/FPM
4. Guide bushing: sintered bronze
5. Barrel: AISI 304 steel
6. Enbloc gasket: NBR or FKM/FPM
7. Magnet: plastoferrite
8. Static O-rings: NBR or FKM/FPM
9. Cushioning gasket: polyurethane or FKM/FPM
10. Cushioning needle: AISI 304 steel
11. Tie rod: AISI 316 steel
12. Needle-retaining ring: technopolymer

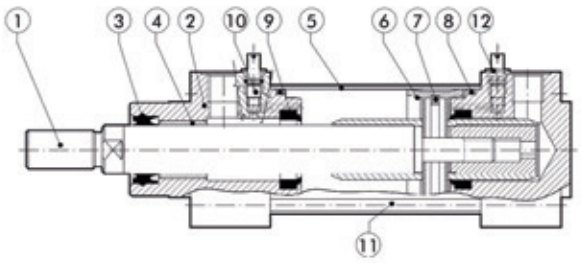

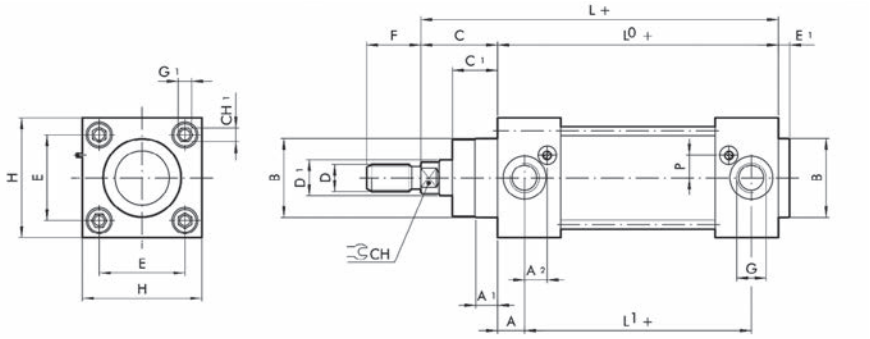

Ø	A	A_1	A_2	B	C	C_1	CH	CH_1	D	D_1	E	E_1	F	G	G_1	H	L	L_0	L_1	L_2	P
32	13	9	11.3	30	26	18	10	6	M10 x 1.25	12	32.5	4	22	G1/8	M6	50	120	94	68	146	6
40	14	9	13	35	30	22	13	6	M12 x 1.25	16	38	4	24	G1/4	M6	55	135	105	77	165	8
50	14	9	12.7	40	37	25.5	17	8	M16 x 1.5	20	46.5	4	32	G1/4	M8	65	143	106	78	180	11.8
63	16	9	15.8	45	37	25	17	8	M16 x 1.5	20	56.5	4	32	G3/8	M8	75	158	121	89	195	11.7
80	17	10	16.3	45	46	35	22	-	M20 x 1.5	25	72	4	40	G3/8	M10	95	174	128	94	220	15.5
100	18	10	15.5	55	51	38	22	-	M20 x 1.5	25	89	4	40	G1/2	M10	110	189	138	102	240	15.5
125	18	11	20	60	65	46	27	-	M27 x 2	32	110	6	54	G1/2	M12	140	225	160	124	290	15

ISO 15552 AIR CYLINDERS, ALL STAINLESS STEEL

ISO 15552 Cylinders, Double Acting

Technical Specifications
Fluid: lubricated or non-lubricated air

Temperature Range:
10°C to +80°C

Maximum Operating Pressure:
10 bar

Magnetic

9146	Diameter mm	Stroke mm
W1840320025	32	25
W1840320050	32	50
W1840320080	32	80
W1840320100	32	100
W1840320125	32	125
W1840320160	32	160
W1840320200	32	200
W1840320250	32	250
W1840320320	32	320
W1840320400	32	400
W1840320500	32	500
W1840400025	40	25
W1840400050	40	50
W1840400080	40	80
W1840400100	40	100
W1840400125	40	125
W1840400160	40	160
W1840400200	40	200
W1840400250	40	250
W1840400320	40	320
W1840400400	40	400
W1840400500	40	500
W1840500025	50	25
W1840500050	50	50
W1840500080	50	80
W1840500100	50	100
W1840500125	50	125
W1840500160	50	160
W1840500200	50	200
W1840500250	50	250
W1840500320	50	320
W1840500400	50	400
W1840500500	50	500

9146	Diameter mm	Stroke mm
W1840630025	63	25
W1840630050	63	50
W1840630080	63	80
W1840630100	63	100
W1840630125	63	125
W1840630160	63	160
W1840630200	63	200
W1840630250	63	250
W1840630320	63	320
W1840630400	63	400
W1840630500	63	500
W1840800025	80	25
W1840800050	80	50
W1840800080	80	80
W1840800100	80	100
W1840800125	80	125
W1840800160	80	160
W1840800200	80	200
W1840800250	80	250
W1840800320	80	320
W1840800400	80	400
W1840800500	80	500
W1841000025	100	25
W1841000050	100	50
W1841000080	100	80
W1841000100	100	100
W1841000125	100	125
W1841000160	100	160
W1841000200	100	200
W1841000250	100	250
W1841000320	100	320
W1841000400	100	400
W1841000500	100	500

ISO 15552 AIR CYLINDER ACCESSORIES, ALL STAINLESS STEEL

Foot Mounting

To suit ISO 15552 Cylinders

9146	To Suit Size mm
W095X322001	32
W095X402001	40
W095X502001	50
W095X632001	63
W095X802001	80
W095XA12001	100

Male 90° Hinge

To suit ISO 15552 Cylinders

9146	To Suit Size mm
W095X322008	32
W095X402008	40
W095X502008	50
W095X632008	63
W095X802008	80
W095XA12008	100

Male Hinge

To suit ISO 15552 Cylinders

9146	To Suit Size mm
W095X322004	32
W095X402004	40
W095X502004	50
W095X632004	63
W095X802004	80
W095XA12004	100

Female Hinge

To suit ISO 15552 Cylinders

9146	To Suit Size mm
W095X322003	32
W095X402003	40
W095X502003	50
W095X632003	63
W095X802003	80
W095XA12003	100

For **Syntesi Metal Work Standard Series FRL's** see page **666**

ISO 15552 AIR CYLINDER ACCESSORIES, ALL STAINLESS STEEL

Hinge Pin

To suit ISO 15552 Cylinders

9146	To Suit Size mm
W095X322050	32
W095X402050	40
W095X502050	50
W095X632050	63
W095X802050	80
W095XA12050	100

Fork Clevis

To suit ISO 15552 Cylinders

9146	To Suit Size mm	Thread
W095X322020	25/32	M10 x 1.25
W095X402020	40	M12 x 1.25
W095X502020	50/63	M16 x 1.5
W095X802020	80/100	M20 x 1.5

Intermediate Hinge

To suit ISO 15552 Cylinders

9146	To Suit Size mm
W095X322007	32
W095X402007	40
W095X502007	50
W095X632007	63
W095X802007	80
W095XA12007	100

Flange

To suit ISO 15552 Cylinders

9146	To Suit Size mm
W095X322002	32
W095X402002	40
W095X502002	50
W095X632002	63
W095X802002	80
W095XA12002	100

Rod Nuts

To suit ISO 15552 Cylinders

9146	To Suit Size	Thread
W095X322011	25/32	M10 x 1.25
W095X402011	40	M12 x 1.25
W095X502011	50/63	M16 x 1.5
W095X802011	80/100	M20 x 1.5

Reed Switch

To suit ISO 15552 Cylinders

9146	Thread
W0952022180	With Moulded Cable
W0952028184	With M8 Connection

Mounting for Reed Switch

To suit ISO 15552 Cylinders

9146
W0950001100

ISO 15552 CYLINDERS & MOUNTINGS

ISO 15552 Cylinders

- Cylinder conforms to ISO 15552
- High performance adaptive cushioning system "ACS"
- Polyurethane seals ensure efficient low friction operation and long life
- Switches can be mounted flush with the profile barrel
- Comprehensive range of standard mountings

Medium: Compressed air, filtered, lubricated or non-lubricated
Operation: Double acting, adjustable cushioning.
Profile Anodised aluminium
Piston Rod: Stainless steel (martensitic)
Piston Rod Seals: Polyurethane
Piston Seals: Polyurethane
O-Rings: Nitrile Rubber
End Covers: Pressure diecast aluminium

Working Temperature: -20°C to +80°C
Working Pressure: 1 to 16 bar

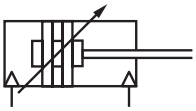

PROFILE BARREL

Double Acting, 8020 Series

0036	Bore mm	Stroke mm	Thread
PRA/802032/M/25	32	25	1/8"
PRA/802032/M/50	32	50	1/8"
PRA/802032/M/80	32	80	1/8"
PRA/802032/M/100	32	100	1/8"
PRA/802032/M/125	32	125	1/8"
PRA/802032/M/160	32	160	1/8"
PRA/802032/M/200	32	200	1/8"
PRA/802032/M/250	32	250	1/8"
PRA/802032/M/320	32	320	1/8"
PRA/802040/M/50	40	50	1/4"
PRA/802040/M/80	40	80	1/4"
PRA/802040/M/100	40	100	1/4"
PRA/802040/M/160	40	160	1/4"
PRA/802040/M/200	40	200	1/4"
PRA/802050/M/25	50	25	1/4"
PRA/802050/M/50	50	50	1/4"
PRA/802050/M/80	50	80	1/4"
PRA/802050/M/100	50	100	1/4"
PRA/802050/M/125	50	125	1/4"
PRA/802050/M/160	50	160	1/4"
PRA/802050/M/200	50	200	1/4"
PRA/802050/M/250	50	250	1/4"
PRA/802050/M/320	50	320	1/4"
PRA/802063/M/25	63	25	3/8"
PRA/802063/M/50	63	50	3/8"
PRA/802063/M/80	63	80	3/8"
PRA/802063/M/100	63	100	3/8"
PRA/802063/M/125	63	125	3/8"
PRA/802063/M/160	63	160	3/8"
PRA/802063/M/200	63	200	3/8"
PRA/802063/M/250	63	250	3/8"
PRA/802063/M/320	63	320	3/8"
PRA/802080/M/25	80	25	3/8"
PRA/802080/M/50	80	50	3/8"
PRA/802080/M/80	80	80	3/8"
PRA/802080/M/160	80	160	3/8"
PRA/802080/M/200	80	200	3/8"
PRA/802080/M/250	80	250	3/8"
PRA/802100/M/50	100	50	1/2"
PRA/802100/M/100	100	100	1/2"
PRA/802100/M/125	100	125	1/2"
PRA/802100/M/160	100	160	1/2"
PRA/802100/M/250	100	250	1/2"
PRA/802100/M/320	100	320	1/2"

Tech Sheet 71373

Self adjusting cushioning feature

ROUND BARREL

Tie rod double acting cylinder, round barrel RA/802 Series

0036	Bore mm	Stroke mm	Thread
RA/802032/M/25	32	25	1/8"
RA/802032/M/50	32	50	1/8"
RA/802032/M/80	32	80	1/8"
RA/802032/M/100	32	100	1/8"
RA/802032/M/125	32	125	1/8"
RA/802032/M/160	32	160	1/8"
RA/802032/M/200	32	200	1/8"
RA/802032/M/250	32	250	1/8"
RA/802032/M/320	32	320	1/8"
RA/802040/M/25	40	25	1/4"
RA/802040/M/50	40	50	1/4"
RA/802040/M/80	40	80	1/4"
RA/802040/M/100	40	100	1/4"
RA/802040/M/125	40	125	1/4"
RA/802040/M/200	40	200	1/4"
RA/802040/M/250	40	250	1/4"
RA/802040/M/320	40	320	1/4"
RA/802050/M/25	50	25	1/4"
RA/802050/M/50	50	50	1/4"
RA/802050/M/80	50	80	1/4"
RA/802050/M/160	50	160	1/4"
RA/802050/M/200	50	200	1/4"
RA/802050/M/250	50	250	1/4"
RA/802063/M/25	63	25	3/8"
RA/802063/M/50	63	50	3/8"
RA/802063/M/100	63	100	3/8"
RA/802063/M/250	63	250	3/8"
RA/802063/M/320	63	320	3/8"
RA/802080/M/25	80	25	3/8"
RA/802080/M/50	80	50	3/8"
RA/802080/M/80	80	80	3/8"
RA/802080/M/100	80	100	3/8"
RA/802080/M/160	80	160	3/8"
RA/802080/M/200	80	200	3/8"

Tech Sheet 71751

ISO 15552 CYLINDERS & MOUNTINGS

ISO 15552 Mountings

Female Piston Rod Clevis

0036	Bore mm
QM/8025/25	25
QM/8050/25	50/63
QM/8080/25	80/100
Tech Sheet 10317	

Piston Rod Eye

0036	Bore mm
QM/8050/32	50/63
QM/8080/32	80/100
Tech Sheet 10317	

Foot Mounting

0036	Bore mm
QA/8032/21	32
QA/8050/21	50
QA/8063/21	63
QA/8080/21	80
QA/8100/21	100
Tech Sheet 10317	

Rear Swivel Flange

0036	Bore mm
QA/8032/23	32
QA/8040/23	40
QA/8050/23	50
QA/8063/23	63
QA/8080/23	80
QA/8100/23	100
Tech Sheet 10317	

Standard Service Kits

0036	Bore mm
QA/8032/00	32
QA/8040/00	40
QA/8050/00	50
QA/8063/00	63
QA/8100/00	100
Tech Sheet 10317	

Reed Switch

0036	Length Metre
M/50/LSU/2V	2
M/50/LSU/5V	5
M/50/LSU/10V	10
Tech Sheet 10317	

IMPERIAL CYLINDERS

Imperial Cylinders

- Large range of bore sizes – ideal for a wide variety of industrial applications
- Extensive choice of mountings
- Long established design – proven ruggedness and reliability
- Adjustable cushioning

Working Temperature: -5°C to +80°C

Working Pressure: 2 to 10 bar

Medium: Compressed air, filtered, lubricated or non-lubricated

Operation: Double acting, adjustable cushioning

Piston Rod and Tie Rods: Stainless steel (martensitic)

Barrel: Anodised aluminium

Piston and End Covers: Aluminium

Seals: Nitrile

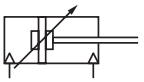

Double Acting Imperial RM/900

0036	Bore Inch	Stroke mm	Thread
RM/925/75	2.1/2"	75	G3/8
RM/925/100	2.1/2"	100	G3/8
RM/925/150	2.1/2"	150	G3/8
RM/930/75	3"	75	G3/8
RM/930/100	3"	100	G3/8
RM/930/150	3"	150	G3/8
RM/930/300	3"	300	G3/8
RM/940/100	4"	100	G3/8
RM/940/150	4"	150	G3/8
RM/940/300	4"	300	G3/8
Tech Sheet 20131			

In-line Positioner Cylinders

Medium: Compressed air, filtered, non-lubricated.

Response time: 10 secs max. for 200mm stroke.

Working Temperature: -20°C to + 80°C

Working Pressure: 2 to 10 bar

Materials:

Piston Rod and Valve Spool: Stainless steel. Piston rod end and zero.

Adjuster: Zinc plated steel

Valve Bush: Brass cylinder barrel and piston.

Valve Body: Aluminium alloy

M/1525, M1540 - G1/4

0036	Bore Inch	Stroke mm
M/1525/75	2.1/2"	75
M/1525/125	2.1/2"	125
M/1525/200	2.1/2"	200
M/1540/75	4"	75
M/1540/125	4"	125
M/1540/200	4"	200
Tech Sheet 10360		

ISO 15552 CYLINDERS

Series 61, Double Acting Cylinders Aluminium Profile ISO 1555

- In compliance with ISO 15552 standards and with the previous DIN/ISO 6431 – VDMA 24562 standards.
- Rolled stainless steel rod
- Clean design with adjustable pneumatic cushioning
- Special designs available

Type of construction: with tie-rods (inside the profile)

Operation: double-acting, single-acting, tandem.
Low friction version: double-acting only.

Materials: standard = aluminium end-blocks and piston, rolled stainless steel AISI 420B rod, anodised aluminium tube, zinc-plated steel tie-rods and tie-rod nuts, PU seals. Low friction = standard materials with NBR piston seal and NBR rod seal (FKM rod seal on request).

Type of mounting: with front rear flange, foot mounting, with front/rear/centre/ swivel trunnion.

Strokes, min – max: 10 to 2500mm.

Speed: 10 to 1000mm/sec, no load (standard versions). 5 to 1000mm/sec, no load (low friction version).

Fluid: filtered ai , without lubrication. For standard versions only: if lubricated air is used, it is recommended to use oil ISOVG32. Once applied the lubrication should never be interrupted.

Full range of ISO cylinders available including large bore (160, 200 and 250mm) and stainless steel options.

Non-stock strokes available on request.

Operating temperature:
0°C to +80°C (with dry air: +20°C).

Operating pressure:
1 to 10 bar (standard versions).
0.1 to 10 bar (low friction version).

G1/8", Ø32mm

0158	Stroke mm
61M2P032A0025	25
61M2P032A0050	50
61M2P032A0075	75
61M2P032A0080	80
61M2P032A0100	100
61M2P032A0125	125
61M2P032A0150	150
61M2P032A0160	160
61M2P032A0200	200
61M2P032A0250	250
61M2P032A0300	300
61M2P032A0320	320
61M2P032A0400	400
61M2P032A0500	500
61M2P032A0600	600
61M2P032A0700	700
61M2P032A0800	800
61M2P032A0900	900
61M2P032A1000	1000
Tech Sheet 1841	

G1/4", Ø40mm

0158	Stroke mm
61M2P040A0025	25
61M2P040A0050	50
61M2P040A0075	75
61M2P040A0080	80
61M2P040A0100	100
61M2P040A0125	125
61M2P040A0150	150
61M2P040A0160	160
61M2P040A0200	200
61M2P040A0250	250
61M2P040A0300	300
61M2P040A0320	320
61M2P040A0400	400
61M2P040A0500	500
61M2P040A0600	600
61M2P040A0700	700
61M2P040A0800	800
61M2P040A0900	900
61M2P040A1000	1000
Tech Sheet 1841	

G1/4", Ø50mm

0158	Stroke mm
61M2P050A0025	25
61M2P050A0050	50
61M2P050A0075	75
61M2P050A0080	80
61M2P050A0100	100
61M2P050A0125	125
61M2P050A0150	150
61M2P050A0160	160
61M2P050A0200	200
61M2P050A0250	250
61M2P050A0300	300
61M2P050A0320	320
61M2P050A0400	400
61M2P050A0500	500
61M2P050A0600	600
61M2P050A0800	800
61M2P050A0900	900
61M2P050A1000	1000
Tech Sheet 1841	

G3/8", Ø63mm

0158	Stroke mm
61M2P063A0025	25
61M2P063A0050	50
61M2P063A0075	75
61M2P063A0080	80
61M2P063A0100	100
61M2P063A0125	125
61M2P063A0150	150
61M2P063A0160	160
61M2P063A0200	200
61M2P063A0250	250
61M2P063A0300	300
61M2P063A0320	320
61M2P063A0400	400
61M2P063A0500	500
61M2P063A0600	600
61M2P063A0700	700
61M2P063A0800	800
61M2P063A0900	900
61M2P063A1000	1000
Tech Sheet 1841	

G3/8", Ø80mm

0158	Stroke mm
61M2P080A0025	25
61M2P080A0050	50
61M2P080A0075	75
61M2P080A0080	80
61M2P080A0100	100
61M2P080A0125	125
61M2P080A0150	150
61M2P080A0160	160
61M2P080A0200	200
61M2P080A0250	250
61M2P080A0300	300
61M2P080A0320	320
61M2P080A0500	500
61M2P080A0600	600
61M2P080A0700	700
61M2P080A0800	800
61M2P080A0900	900
61M2P080A1000	1000
Tech Sheet 1841	

G1/2", Ø100mm

0158	Stroke mm
61M2P100A0025	25
61M2P100A0050	50
61M2P100A0080	80
61M2P100A0100	100
61M2P100A0125	125
61M2P100A0150	150
61M2P100A0160	160
61M2P100A0200	200
61M2P100A0250	250
61M2P100A0300	300
61M2P100A0320	320
61M2P100A0400	400
61M2P100A0500	500
61M2P100A0600	600
61M2P100A0700	700
61M2P100A0800	800
61M2P100A0900	900
61M2P100A1000	1000
Tech Sheet 1841	

G1/2", Ø125mm

0158	Stroke mm
61M2P125A0025	25
61M2P125A0050	50
61M2P125A0075	75
61M2P125A0080	80
61M2P125A0100	100
61M2P125A0125	125
61M2P125A0150	150
61M2P125A0160	160
61M2P125A0200	200
61M2P125A0250	250
61M2P125A0300	300
61M2P125A0320	320
61M2P125A0400	400
61M2P125A0500	500
61M2P125A0600	600
61M2P125A0700	700
61M2P125A0800	800
61M2P125A0900	900
61M2P125A1000	1000
Tech Sheet 1841	

ISO 15552 CYLINDERS

Series 63, Double Acting Cylinders ISO 15552

Series 63 pneumatic cylinders comply with the ISO 1552 standard. They have been developed to guarantee high performance whilst also offering significant reduction in weight.

The new adjustable pneumatic and mechanical cushioning system ensures Series 63 also reduces the noise caused by the impact of the piston on the end block.

Type of construction: profile (with screws)

Operation: double-acting.

Materials: aluminium end blocks, technopolymer (nominal bore 32mm) or aluminium (nominal bore 40 to 125mm) piston, rolled stainless steel AISI 420B piston rod, zinc-plated steel piston rod nut, anodised aluminium tube, NBR-PU rod, piston and cushion seals.

Type of Mounting: with front/rear flange, foot mounting, with centre/front/rear/swivel trunnion.

Strokes, min – max: 10 to 2500mm.
Non-stock strokes available on request.

Speed: 10 to 500mm/sec, no load.

Fluid: filtered ai , in class 7.8.4, according to ISO 8573-1, without lubrication. If lubricated air is used, it is recommended to use oil ISOVG32. Once applied, the lubrication should never be interrupted.
Non-stock strokes available on request.

Operating temperature:
°C to +80°C (with dry air: -20°C).

Operating pressure:
1 to 10 bar.

G1/8", Ø32mm

0158	Stroke mm
63MP2C032A0025	25
63MP2C032A0050	50
63MP2C032A0075	75
63MP2C032A0080	80
63MP2C032A0100	100
63MP2C032A0125	125
63MP2C032A0150	150
63MP2C032A0160	160
63MP2C032A0200	200
63MP2C032A0250	250
63MP2C032A0300	300
63MP2C032A0320	320
63MP2C032A0400	400
63MP2C032A0500	500
63MP2C032A0600	600
63MP2C032A0700	700
63MP2C032A0800	800
63MP2C032A0900	900
Tech Sheet 68272	

G1/4", Ø40mm

0158	Stroke mm
63MP2C040A0025	25
63MP2C040A0050	50
63MP2C040A0075	75
63MP2C040A0080	80
63MP2C040A0100	100
63MP2C040A0125	125
63MP2C040A0150	150
63MP2C040A0160	160
63MP2C040A0200	200
63MP2C040A0250	250
63MP2C040A0300	300
63MP2C040A0320	320
63MP2C040A0400	400
63MP2C040A0500	500
63MP2C040A0600	600
63MP2C040A0700	700
63MP2C040A0800	800
63MP2C040A0900	900
Tech Sheet 68272	

G1/4", Ø50mm

0158	Stroke mm
63MP2C050A0025	25
63MP2C050A0050	50
63MP2C050A0075	75
63MP2C050A0080	80
63MP2C050A0100	100
63MP2C050A0125	125
63MP2C050A0150	150
63MP2C050A0160	160
63MP2C050A0200	200
63MP2C050A0250	250
63MP2C050A0300	300
63MP2C050A0320	320
63MP2C050A0400	400
63MP2C050A0500	500
63MP2C050A0600	600
63MP2C050A0700	700
63MP2C050A0800	800
63MP2C050A0900	900
Tech Sheet 68272	

G3/8", Ø63mm

0158	Stroke mm
63MP2C063A0025	25
63MP2C063A0050	50
63MP2C063A0075	75
63MP2C063A0080	80
63MP2C063A0100	100
63MP2C063A0125	125
63MP2C063A0150	150
63MP2C063A0160	160
63MP2C063A0200	200
63MP2C063A0250	250
63MP2C063A0300	300
63MP2C063A0320	320
63MP2C063A0400	400
63MP2C063A0500	500
63MP2C063A0600	600
63MP2C063A0700	700
63MP2C063A0800	800
63MP2C063A0900	900
Tech Sheet 68272	

G3/8", Ø80mm

0158	Stroke mm
63MP2C080A0025	25
63MP2C080A0050	50
63MP2C080A0075	75
63MP2C080A0080	80
63MP2C080A0100	100
63MP2C080A0125	125
63MP2C080A0150	150
63MP2C080A0160	160
63MP2C080A0200	200
63MP2C080A0250	250
63MP2C080A0300	300
63MP2C080A0320	320
63MP2C080A0400	400
63MP2C080A0500	500
63MP2C080A0600	600
63MP2C080A0700	700
63MP2C080A0800	800
63MP2C080A0900	900
63MP2C080A0985	985
Tech Sheet 68272	

G1/2", Ø100mm

0158	Stroke mm
63MP2C100A0025	25
63MP2C100A0050	50
63MP2C100A0075	75
63MP2C100A0080	80
63MP2C100A0100	100
63MP2C100A0125	125
63MP2C100A0150	150
63MP2C100A0160	160
63MP2C100A0200	200
63MP2C100A0250	250
63MP2C100A0300	300
63MP2C100A0320	320
63MP2C100A0400	400
63MP2C100A0500	500
63MP2C100A0600	600
63MP2C100A0700	700
63MP2C100A0800	800
63MP2C100A0900	900
Tech Sheet 68272	

G1/2", Ø125mm

0158	Stroke mm
63MP2C125A0025	25
63MP2C125A0050	50
63MP2C125A0075	75
63MP2C125A0080	80
63MP2C125A0100	100
63MP2C125A0125	125
63MP2C125A0150	150
63MP2C125A0160	160
63MP2C125A0200	200
63MP2C125A0250	250
63MP2C125A0300	300
63MP2C125A0320	320
63MP2C125A0400	400
63MP2C125A0500	500
63MP2C125A0600	600
63MP2C125A0700	700
63MP2C125A0800	800
63MP2C125A0900	900
Tech Sheet 68272	

ISO 15552 CYLINDERS

Series 40, Double Acting Cylinders ISO 15552

Series 40 cylinders have been designed in compliance with ISO 15552 standards and with previous DIN/ISO 6431-VDMA 24562 standards.

A permanent magnet on the piston of these cylinders is able to send, through proximity switches mounted on the cylinder sliding axis, electrical signals to indicate its position.

Type of construction: with tie-rods.

Operation: double-acting.

Materials: aluminium end blocks and piston, rolled stainless steel AISI 420B (nominal bore 160-200mm) piston rod, zinc-plated piston rod nut, anodised aluminium tube, zinc-plated steel tie-rods and tie-rod nuts, NBR-PU rod, piston and cushion seals, brass rod scraper.

Operating temperature:
0°C to +80°C (with dry air: -20°C).

Operating pressure:
1 to 10 bar.

Type of Mounting: with tie-rods, with front/rear flange, foot mounting, with centre/front rear/swivel trunnion.

Strokes, min – max: 10 to 2500mm.

Speed: 10 to 500mm/sec, no load.

Fluid: filtered air without lubrication. If lubricated air is used, it is recommended to use oil ISOVG32. Once applied, the lubrication should never be interrupted.

250 and 320mm bore cylinders are available upon request.

G3/4", Ø160mm

0158	Stroke mm
40M2L160A0050	50
40M2L160A0080	80
40M2L160A0100	100
40M2L160A0150	150
40M2L160A0200	200
40M2L160A0250	250
40M2L160A0300	300
40M2L160A0400	400
40M2L160A0500	500
40M2L160A0600	600
40M2L160A0700	700
40M2L160A0800	800
40M2L160A0900	900
40M2L160A1000	1000
40M2L160A1250	1250
40M2L160A1500	1500
40M2L160A1750	1750
40M2L160A2000	2000
Tech Sheet 68271	

G3/4", Ø200mm

0158	Stroke mm
40M2L200A0050	50
40M2L200A0080	80
40M2L200A0100	100
40M2L200A0150	150
40M2L200A0200	200
40M2L200A0250	250
40M2L200A0300	300
40M2L200A0400	400
40M2L200A0500	500
40M2L200A0600	600
40M2L200A0700	700
40M2L200A0800	800
40M2L200A0900	900
40M2L200A1000	1000
40M2L200A1250	1250
40M2L200A1500	1500
40M2L200A1750	1750
40M2L200A2000	2000
Tech Sheet 68271	

CAMOZZI
Automation

For **In-line Flow Control Valves**
see page **636**

ISO & VDMA CYLINDER MOUNTINGS

Piston Rod Mountings

Piston Rod Swivel Ball Ends, Mod GA

0158	Bore mm	To Suit Unit
GA 8/10	8/10	24
GA 12/16	12/16	24
GA 20	20	24
GA 25/32	25/32	60,61,63
GA 40	40	60,61,63
GA 50/63	50/63	60,61,63
GA 80/100	80/100	60,61,63
GA 41 125	125	60,61,63
GA 160/200	160/200	40
Tech Sheet 1844		

Piston Rod Fork Ends, Mod G

0158	Bore mm	To Suit Unit
G 12/16	12/16	24
G 20	20	24
G 25/32	25/32	24,60,61,63
G 40	40	60,61,63
G 50/63	50/63	60,61,63
G 80/100	80/100	60,61,63
G 41 125	125	60,61,63
G 160/200	160/200	40
Tech Sheet 1844		

Self Aligning Rod, Mod GK

0158	Bore mm	To Suit Unit
GK 25 32	25/32	60,61,63
GK 40	40	60,61,63
GK 50 63	50/63	60,61,63
GK 80 100	80/100	60,61,63
GK 125	125	60,61,63
GK 160 200	160/200	40
Tech Sheet 1844		

Piston Rod Socket Joint, Mod GY

0158	Bore mm	To Suit Unit
GY 32	32	60,61,63
GY 40	40	60,61,63
GY 50 63	50/63	60,61,63
GY 80 100	80/100	60,61,63
Tech Sheet 1844		

Piston Rod Lock Nut, Mod U

0158	Bore mm	To Suit Unit
U 12/16	12/16	24
U 20	20	24
U 25/32	25/32	24,60,61,63
U 40	40	60,61,63
U 50/63	50/63	60,61,63
U 80/100	80/100	60,61,63
U 41 125	125	60,61,63
U 160/200	160/200	40
Tech Sheet 1844		

Foot Mountings

Foot Mountings (Pair), Mod B

0158	Bore mm	To Suit Unit
B 12/16	12/16	24
B 20/25	20/25	24
B 41 32	32	60,61,63
B 41 40	40	60,61,63
B 41 50	50	60,61,63
B 41 63	63	60,61,63
B 41 80	80	60,61,63
B 41 100	100	60,61,63
B 41 125	125	60,61,63
B 41 160	160	40
B 41 200	200	40
Tech Sheet 1844		

Flange Mountings

Front & Rear Flange Mounts, Mod E

0158	Bore mm	To Suit Unit
E 12/16	12/16	24
E 20/25	20/25	24
Tech Sheet 1844		

Front & Rear Flange Mounts, Mod D & E

0158	Bore mm	To Suit Unit
D E 41 32	32	60,61,63
D E 41 40	40	60,61,63
D E 41 50	50	60,61,63
D E 41 63	63	60,61,63
D E 41 80	80	60,61,63
D E 41 100	100	60,61,63
D E 41 125	125	60,61,63
D E 41 160	160	40
D E 41 200	200	40
Tech Sheet 1844		

Trunnion Mountings

Rear Male Trunnion Mounts, Mod L

0158	Bore mm	To Suit Unit
L 41 32	32	60,61,63
L 41 40	40	60,61,63
L 41 50	50	60,61,63
L 41 63	63	60,61,63
L 41 80	80	60,61,63
L 41 125	125	60,61,63
L 41 160	160	40
L 41 200	200	40
Tech Sheet 1844		

Rear Female Trunnion Mounts, Mod C & C H

0158	Bore mm	To Suit Unit
C 41 32	32	60,61,63
C 41 40	40	60,61,63
C 41 50	50	60,61,63
C 41 63	63	60,61,63
C H 41 80	80	60,61,63
C H 41 100	100	60,61,63
C H 41 125	125	60,61,63
C H 41 160	160	40
C H 41 200	200	40
Tech Sheet 1844		

Trunnion Mountings

Rear Trunnion Ball Joint Mounts, Mod R

0158	Bore mm	To Suit Unit
R 41 32	32	60,61,63
R 41 40	40	60,61,63
R 41 50	50	60,61,63
R 41 63	63	60,61,63
R 41 80	80	60,61,63
R 41 100	100	60,61,63
R 41 125	125	60,61,63
Tech Sheet 1844		

Rear Trunnion Mounts, Mod I

0158	Bore mm	To Suit Unit
I 12/16	12/16	24
I 20/25	20/25	24
Tech Sheet 1844		

Rear 90° Male Trunnion Mounts, Mod ZC

0158	Bore mm	To Suit Unit
ZC 32	32	60,61,63
ZC 40	40	60,61,63
ZC 50	50	60,61,63
ZC 63	63	60,61,63
ZC 80	80	60,61,63
ZC 100	100	60,61,63
ZC 125	125	60,61,63
Tech Sheet 1844		

90° Swivel Combination Trunnion, Mod ZS

0158	Bore mm	To Suit Unit
ZS 160	160	40
ZS 200	200	40
Tech Sheet 1844		



Front Female Trunnion Mounts, Mod H & CH

0158	Bore mm	To Suit Unit
H 41 32	32	60,61,63
H 41 40	40	60,61,63
H 41 50	50	60,61,63
H 60 63	63	60,61,63
Tech Sheet 1844		



Centre Trunnion Mounts, Mod F

0158	Bore mm	To Suit Unit
F 32	32	60,61,63
F 40	40	60,61,63
F 50	50	60,61,63
F 63	63	60,61,63
F 80	80	60,61,63
F 100	100	60,61,63
F 125	125	60,61,63
F 160	160	40
F 200	200	40
Tech Sheet 1844		

61 Series Centre Trunnion Mounts, Mod F

0158	Bore mm
F 61 32	32
F 61 40	40
F 61 50	50
F 61 80	80
F 61 100	100
F 61 125	125
Tech Sheet 1844	

Centre Trunnion Counter Brackets, Mod BF

0158	Bore mm	To Suit Unit
BF 40 50	40/50	60,61,63
BF 63 80	63/80	60,61,63
BF 100 125	100/125	60,61,63
BF 160 200	160/200	40
Tech Sheet 1844		

Centre Trunnion for 63 Series Profile Cylinders, Mod F

0158	Bore mm	To Suit Unit
F 63 32	32	63
F 63 40	40	63
F 63 50	50	63
F 63 63	63	63
F 63 80	80	63
F 63 100	100	63
F 63 125	125	63
Tech Sheet 1844		

Clevis Pin, to suit C & CH Mountings

0158	Bore mm	To Suit Unit
S 32	32	60,61,63
S 40	40	60,61,63
S 50	50	60,61,63
S 63	63	60,61,63
S 80	80	60,61,63
S 100	100	60,61,63
S 125	125	60,61,63
S 160 200	160/200	40
Tech Sheet 1844		

ISO 15552 CYLINDERS

Double Action Pneumatic Profile Cylinders ISO 15552

The P1F, in bore sizes Ø32 to 125mm, is a smooth profile linear pneumatic cylinder conforming to the ISO 15552 standard. It utilises internal composite technology (piston) to save weight, while assuring the high performance and functionality expected of an ISO cylinder. With aluminium sandblasted front and rear end covers, multi-layer PTFE-coated steel bearing with stainless steel piston rod, pneumatic cushioning and magnetic piston with polyurethane (PUR) seals as standard, this is our industrial profile ISO cylinder.

Challenges encountered within rigorous environments require leading engineered solutions and products. Meeting these exacting needs, the P1F provides the answer for high and low temperature applications. It is engineered to provide superior performance in harsh conditions, using proven class-leading seal technology for reliable operation, and long service life in temperatures down to -40°C and up to +150°C. With robust corrosion-resistant body and optional metal scraper, the P1F leads the way in today's changing climate.

Applications:
- Factory automation
- Machine tools
- Packaging machinery
- Vehicle assembly facilities
- Material handling
- Outdoor
- Transport

Working Temperature:
-20 to +80 (Standard)

Maximum Working Pressure:
10 bar



ISO 15552

0678	Bore mm	Stroke mm	Thread	Piston Rod Thread Size
P1F-S032MS-0050	32	50	1/8"	M10 x 1.25
P1F-S032MS-0080	32	80	1/8"	M10 x 1.25
P1F-S032MS-0100	32	100	1/8"	M10 x 1.25
P1F-S032MS-0125	32	125	1/8"	M10 x 1.25
P1F-S032MS-0160	32	160	1/8"	M10 x 1.25
P1F-S040MS-0050	40	50	1/4"	M12 x 1.25
P1F-S040MS-0125	40	125	1/4"	M12 x 1.25
P1F-S050MS-0080	50	80	1/4"	M16 x 1.5
P1F-S050MS-0100	50	100	1/4"	M16 x 1.5
P1F-S063MS-0100	63	100	3/8"	M16 x 1.5
P1F-S063MS-0200	63	200	3/8"	M16 x 1.5
P1F-S063MS-0500	63	500	3/8"	M16 x 1.5
P1F-S080MS-0100	80	100	3/8"	M20 x 1.5
P1F-S080MS-0200	80	200	3/8"	M20 x 1.5
P1F-S100MS-0025	100	25	1/2"	M20 x 1.5
P1F-S100MS-0200	100	200	1/2"	M20 x 1.5
P1F-S125MS-0250	125	250	1/2"	M27 x 2
Tech Sheet 68754				

Parker legris

For **Parker LF 3000 Push-in Fittings**
see pages **793-799**

ISO VDMA CYLINDER ACCESSORIES

Parker VDMA Cylinders

ISO6431 VDMA Flange MF1/MF2

0678	Cylinder Dia mm
P1C-4KMB	32

ISO6431/VDMA Foot Bracket MS1

0678	Cylinder Dia mm
P1C-4LMF	40

ISO6431/VDMA Clevis Bracket GA

0678	Cylinder Dia mm
P1C-4KMCA	32

ISO6431/VDMA Clevis Bracket MP2

0678	Cylinder Dia mm
P1C-4LMT	40
P1C-4NMT	63

ISO6431 VDMA Rear Pivot Bracket with Rigid Bearing

0678	Cylinder Dia mm
P1C-4KMD	32

ISO6431/VDMA Clevis Bracket MP4

0678	Cylinder Dia mm
P1C-4KME	32
P1C-4LME	40
P1C-4NME	63

Reed Sensors & Mountings

0678	Description
P8S-GSFLX	Reed Switch c/w 3m PVC Cable
9126344341	3m Cable with 8mm Round Connector
9126344342	10m Cable with 8mm Round Connector

Solid State PNP Sensor & Cable

0678	Description
P8S-GPMHX	PNP Sensor c/w 0.27m Lead
P8S-GPFLX	PNP 3 Metre Flying Lead.

ISO6431 VDMA Cylinder Repair Kits

0678	Bore mm
P1D-6KRN	32
P1D-6LRN	40
P1D-6MRN	50
P1D-6NRN	63
P1D-6PRN	80
P1D-6RRN	125

ISO Cylinder Repair Kits

0678	Bore mm
32-2110AR	32
40-2110AR	40

ISO 15552 CYLINDERS

Cylinders series 1319 ISO5552 VDMA Ecolight

Working Temperature:
-5°C to +70°C
with standard seals

Maximum Pressure:
10 bar



Ecolight Cylinders ISO 15552 VDMA 32mm-50mm

0110	Bore mm	Stroke mm	Port Size
1391.32.50.01	32	50	1/8"
1391.32.100.01	32	100	1/8"
1391.32.125.01	32	125	1/8"
1391.32.150.01	32	150	1/8"
1391.32.200.01	32	200	1/8"
1391.32.250.01	32	250	1/8"
1391.32.300.01	32	300	1/8"
1391.32.350.01	32	350	1/8"
1391.32.450.01	32	450	1/8"
1391.32.500.01	32	500	1/8"
1391.40.50.01	40	50	1/4"
1391.40.100.01	40	100	1/4"
1391.40.150.01	40	150	1/4"
1391.40.200.01	40	200	1/4"
1391.40.250.01	40	250	1/4"
1391.40.300.01	40	300	1/4"
1391.40.350.01	40	350	1/4"
1391.40.400.01	40	400	1/4"
1391.40.500.01	40	500	1/4"
1391.40.600.01	40	600	1/4"
1391.50.25.01	50	25	1/4"
1391.50.50.01	50	50	1/4"
1391.50.75.01	50	75	1/4"
1391.50.100.01	50	100	1/4"
1391.50.125.01	50	125	1/4"
1391.50.150.01	50	150	1/4"
1391.50.200.01	50	200	1/4"
1391.50.250.01	50	250	1/4"
1391.50.300.01	50	300	1/4"
1391.50.350.01	50	350	1/4"
1391.50.400.01	50	400	1/4"
1391.50.500.01	50	500	1/4"
1391.50.1000.01	50	1000	1/4"

Ecolight Cylinders ISO 15552 VDMA 63mm-100mm

0110	Bore mm	Stroke mm	Port Size
1391.63.25.01	63	25	3/8"
1391.63.100.01	63	100	3/8"
1391.63.150.01	63	150	3/8"
1391.63.200.01	63	200	3/8"
1391.63.250.01	63	250	3/8"
1391.63.300.01	63	300	3/8"
1391.63.350.01	63	350	3/8"
1391.63.450.01	63	450	3/8"
1391.80.200.01	80	200	3/8"
1391.80.250.01	80	250	3/8"
1391.80.300.01	80	300	3/8"
1391.80.500.01	80	500	3/8"
1391.80.1000.01	80	1000	3/8"
1391.100.25.01	100	25	1/2"
1391.100.50.01	100	50	1/2"
1391.100.75.01	100	75	1/2"
1391.100.125.01	100	125	1/2"
1391.100.150.01	100	150	1/2"
1391.100.200.01	100	200	1/2"
1391.100.250.01	100	250	1/2"
1391.100.300.01	100	300	1/2"
1391.100.350.01	100	350	1/2"
1391.100.400.01	100	400	1/2"
1391.100.450.01	100	450	1/2"
1391.100.500.01	100	500	1/2"
1391.100.600.01	100	600	1/2"
1391.100.800.01	100	800	1/2"

Ecolight Cylinders ISO 15552 VDMA 125mm-200mm

0110	Bore mm	Stroke mm	Port Size
1391.125.300.01	125	300	1/2"
1391.160.700.01	160	700	3/4"

ISO VDMA CYLINDER ACCESSORIES

VDMA Cylinder Mountings



Front & Rear Flanges - Aluminium

0110	Bore mm
1390.63.03F	63
1390.80.03F	80
1390.100.03F	100

Foot Brackets - Steel

0110	Bore mm
1320.40.05/1F	40

Front Cylinder Clevis - Aluminium

0110	Bore mm
1380.50.08F	50
1380.63.08F	63
1380.100.08F	100

Rear Clevis MP2 - Aluminium

0110	Bore mm
1380.32.09F	32
1380.40.09F	40
1380.50.09F	50
1380.63.09F	63
1380.80.09F	80
1380.100.09F	100

Rear Clevis MP4 - Aluminium

0110	Bore mm
1380.40.09/1F	40
1380.50.09/1F	50
1380.63.09/1F	63
1380.100.09/1F	100

Simple Rear Trunnion complete with Support (Not ISO) - Aluminium

0110	Bore mm
1380.40.11F	40
1380.50.11F	50
1380.63.11F	63
1380.100.11F	100

Square Angle Trunnion - Aluminium

0110	Bore mm
1380.32.35F	32
1380.63.35F	63
1380.80.35F	80
1380.100.35F	100

Standard Trunnion (not ISO) - Aluminium

0110	Bore mm
1380.32.10F	32

Rear Narrow Clevis - Aluminium

0110	Bore mm
1380.80.30F	80

Rear Male Clevis complete with Jointed Head - Aluminium

0110	Bore mm
1380.32.15F	32
1380.40.15F	40
1380.50.15F	50
1380.80.15F	80

Rod Clevis complete with Pin - Steel

0110	Bore mm
1320.40.13F	40
1320.50.13F	50
1320.80.13F	80
1320.100.13F	100

Rod Clevis complete with Clip - Steel

0110	Bore mm
1320.32.13/1F	32
1320.40.13/1F	40
1320.50.13/1F	50
1320.63.13/1F	63
1320.80.13/1F	80
1320.100.13/1F	100

Rod Lock Nuts

0110	Bore mm
1320.32.18F	32

Ball Joint

0110	Bore mm
1320.32.32F	32
1320.40.32F	40
1320.50.32F	50
1320.63.32F	63

Self Aligning Joint

0110	Bore mm
1320.32.33F	32
1320.40.33F	40

1580U Reed Switch complete with LED

0110	Description
1580U	LED Reed Switch N/O

1500U Reed Switch complete with LED

0110	Description
1500.U	LED Reed Switch N/O

1500U Sensor Clamp

0110	Bore mm
1390.A	32 & 40

PNEUMATIC COMPACT MAGNETIC CYLINDERS

Accessories & Mounting Selector

stainless steel

FT PRO



Cylinders
Pages 518-519

Mountings
Pages 520

Reed Switches
Page 520

Compact Cylinders

CB	Rear clevis mounting
FA/FB	Front and rear flange mounting
LB	Foot mounting (pair)
Reed Switches	Two wire N/O with LED

Technical Information

Dimensions

Ø12 and Ø16

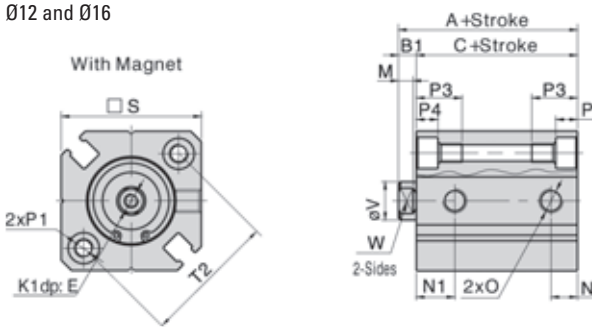

Ø20 and Ø25

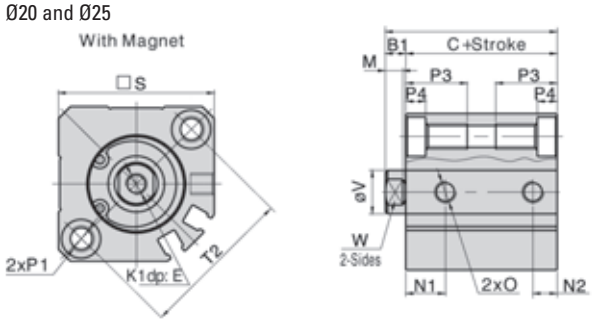

Model Item/ Bore	With Magnet A	C	B1	D	E	K1	M	N1 Without Magnet	N1 With Magnet	N2 Without Magnet	N2 With Magnet	O	P1	P3	P4	S	T1	T2	V	W
12	31.5	28	3.5	–	6	M3 x 0.5	3.5	7.5	9	5	7	M5 x 0.8	2 sides: Ø6.5 Thread: M4 x 0.7 Through hole: Ø3.4	11	3.5	25	15.5	22	6	5
16	34	30.5	3.5	–	8	M4 x 0.7	3	8	9.5	5.5				11	3.5	29	20	28	8	6
20	36	31.5	4.5	–	7	M5 x 0.8	4	9	9.5	5.5		M5 x 0.8	2 sides: Ø9 Thread: M6 x 1.0 Through hole: Ø5.2	17	7	36	25.5	36	10	8
25	37.5	32.5	5	25	12	M6 x 1.0	4.5	11		5.5				17	7	40	28	40	12	10

Dimensions

Ø32 and Ø100 (stroke ≤100)

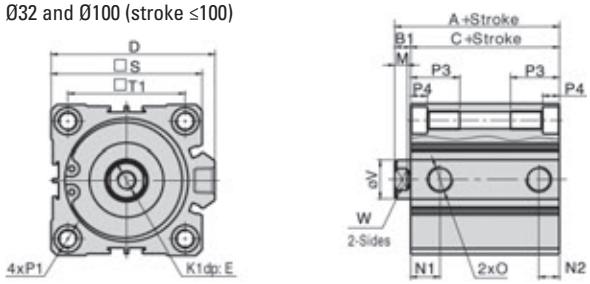

Inner Structure

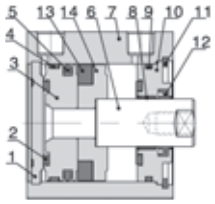

Model Item/Bore		With Magnet A	C	B1	D	E	K1	M	N1 Without Magnet	N1 With Magnet	N2 Without Magnet	N2 With Magnet
32	St.=5	40	33	7	49.5	13	M8 x 1.25	6	7.5	10.5	6.5	7.5
	St.>5								10.5		7.5	
40		46.5	39.5	7	57	13	M8 x 1.25	6	11		8	
50	St.=5	48.5	40.5	8	71	15	M10 x 1.5	6.5	9	10.5	9	10.5
	St.>5								10.5		10.5	
63	St.=5	54	46	8	84	15	M10 x 1.5	6.5	14	15	9.5	10.5
	St.>5								15		10.5	
80		63.5	53.5	10	104	20	M16 x 2.0	8.5	16		14	
100		75	63	12	123.5	26	M20 x 2.5	9.5	20		17.5	

Item/Bore	O	P1	P3	P4	S	T1	T2	V	W
32	1/8"	2 sides: Ø9 Thread: M6 x 1.0 Through hole: Ø5.2	17	7	45	34	–	16	14
40	1/8"	2 sides: Ø9 Thread: M6 x 1.0 Through hole: Ø5.2	17	7	53	40	–	16	14
50	1/4"	2 sides: Ø11 Thread: M8 x 1.25 Through hole: Ø6.5	22	8	64	50	–	20	17
63	1/4"	2 sides: Ø14 Thread: M10 x 1.5 Through hole: Ø8.7	28.5	10.5	77	60	–	20	17
80	3/8"	2 sides: Ø17.5 Thread: M12 x 1.75 Through hole: Ø10.7	35.5	13.5	98	77	–	25	22
100	3/8"	2 sides: Ø17.5 Thread: M12 x 1.75 Through hole: Ø10.7	35.5	13.5	117	94	–	32	27

No.	Bore/Item	Material 12 & 16	20	25	32	10-100
1	Back cover	–	Aluminium Alloy			
2	Bumper	TPU			NBR	
3	Piston	Brass	Aluminium Alloy			
4	Wear ring	–			Wear-resistant material	
5	Piston O-ring	NBR				
6	Piston Rod	Carbon steel with 20µm chrome plated				
7	Body	Aluminium alloy				
8	Bushing	–			Wear-resistant material	
9	Cover Gasket	NBR				
10	Front Cover	Brass		Aluminium alloy		
11	C clip	Spring steel				
12	Front cover packing	NBR				
13	Magnet	Sintered metal (neodymium-iron-boron)			Plastic	
14	Magnet holder	Brass	Aluminium Alloy			

PNEUMATIC CYLINDERS

Compact Magnetic Cylinders

Medium:
Clean compressed air. Filtered (40µm) and lubricated cushioning-buffer.
Body: Aluminium
Seals: Nitrile

2 Year Warranty

Working Temperature:
-20°C to +80°C

Working Pressure:
1 to 10 bar



See page 520 for Compact Cylinder Standard and Viton Seal Kits

Double Acting

0334	Bore mm	Stroke mm	Thread	Piston Rod Thread
KKS-12X5	12	5	M5 x 0.8	M3 x 0.5
KKS-12X10	12	10	M5 x 0.8	M3 x 0.5
KKS-12X20	12	20	M5 x 0.8	M3 x 0.5
KKS-12X25	12	25	M5 x 0.8	M3 x 0.5
KKS-12X30	12	30	M5 x 0.8	M3 x 0.5
KKS-12X40	12	40	M5 x 0.8	M3 x 0.5
KKS-12X50	12	50	M5 x 0.8	M3 x 0.5
KKS-16X5	16	5	M5 x 0.8	M4 x 0.7
KKS-16X10	16	10	M5 x 0.8	M4 x 0.7
KKS-16X15	16	15	M5 x 0.8	M4 x 0.7
KKS-16X25	16	25	M5 x 0.8	M4 x 0.7
KKS-16X30	16	30	M5 x 0.8	M4 x 0.7
KKS-16X35	16	35	M5 x 0.8	M4 x 0.7
KKS-16X50	16	50	M5 x 0.8	M4 x 0.7
KKS-16X55	16	55	M5 x 0.8	M4 x 0.7
KKS-16X60	16	60	M5 x 0.8	M4 x 0.7
KKS-20X5	20	5	M5 x 0.8	M5 x 0.8
KKS-20X10	20	10	M5 x 0.8	M5 x 0.8
KKS-20X15	20	15	M5 x 0.8	M5 x 0.8
KKS-20X20	20	20	M5 x 0.8	M5 x 0.8
KKS-20X25	20	25	M5 x 0.8	M5 x 0.8
KKS-20X30	20	30	M5 x 0.8	M5 x 0.8
KKS-20X40	20	40	M5 x 0.8	M5 x 0.8
KKS-20X45	20	45	M5 x 0.8	M5 x 0.8
KKS-20X50	20	50	M5 x 0.8	M5 x 0.8
KKS-20X70	20	70	M5 x 0.8	M5 x 0.8
KKS-20X80	20	80	M5 x 0.8	M5 x 0.8
KKS-20X90	20	90	M5 x 0.8	M5 x 0.8
KKS-20X100	20	100	M5 x 0.8	M5 x 0.8
KKS-25X5	25	5	M5 x 0.8	M6 x 1
KKS-25X10	25	10	M5 x 0.8	M6 x 1
KKS-25X15	25	15	M5 x 0.8	M6 x 1
KKS-25X20	25	20	M5 x 0.8	M6 x 1
KKS-25X25	25	25	M5 x 0.8	M6 x 1
KKS-25X30	25	30	M5 x 0.8	M6 x 1
KKS-25X35	25	35	M5 x 0.8	M6 x 1
KKS-25X40	25	40	M5 x 0.8	M6 x 1
KKS-25X45	25	45	M5 x 0.8	M6 x 1
KKS-25X50	25	50	M5 x 0.8	M6 x 1
KKS-25X60	25	60	M5 x 0.8	M6 x 1
KKS-25X70	25	70	M5 x 0.8	M6 x 1
KKS-25X75	25	75	M5 x 0.8	M6 x 1
KKS-25X80	25	80	M5 x 0.8	M6 x 1
KKS-25X90	25	90	M5 x 0.8	M6 x 1
KKS-25X100	25	100	M5 x 0.8	M6 x 1

0334	Bore mm	Stroke mm	Thread	Piston Rod Thread
KKS-32X5	32	5	1/8"	M8 x 1.25
KKS-32X10	32	10	1/8"	M8 x 1.25
KKS-32X15	32	15	1/8"	M8 x 1.25
KKS-32X20	32	20	1/8"	M8 x 1.25
KKS-32X25	32	25	1/8"	M8 x 1.25
KKS-32X30	32	30	1/8"	M8 x 1.25
KKS-32X35	32	35	1/8"	M8 x 1.25
KKS-32X40	32	40	1/8"	M8 x 1.25
KKS-32X45	32	45	1/8"	M8 x 1.25
KKS-32X50	32	50	1/8"	M8 x 1.25
KKS-32X60	32	60	1/8"	M8 x 1.25
KKS-32X70	32	70	1/8"	M8 x 1.25
KKS-32X75	32	75	1/8"	M8 x 1.25
KKS-32X80	32	80	1/8"	M8 x 1.25
KKS-32X100	32	100	1/8"	M8 x 1.25
KKS-32X125	32	125	1/8"	M8 x 1.25
KKS-32X150	32	150	1/8"	M8 x 1.25
KKS-40X5	40	5	1/8"	M8 x 1.25
KKS-40X10	40	10	1/8"	M8 x 1.25
KKS-40X15	40	15	1/8"	M8 x 1.25
KKS-40X20	40	20	1/8"	M8 x 1.25
KKS-40X25	40	25	1/8"	M8 x 1.25
KKS-40X30	40	30	1/8"	M8 x 1.25
KKS-40X35	40	35	1/8"	M8 x 1.25
KKS-40X40	40	40	1/8"	M8 x 1.25
KKS-40X45	40	45	1/8"	M8 x 1.25
KKS-40X50	40	50	1/8"	M8 x 1.25
KKS-40X60	40	60	1/8"	M8 x 1.25
KKS-40X75	40	75	1/8"	M8 x 1.25
KKS-40X100	40	100	1/8"	M8 x 1.25
KKS-40X125	40	125	1/8"	M8 x 1.25
KKS-50X10	50	10	1/4"	M10 x 1.5
KKS-50X15	50	15	1/4"	M10 x 1.5
KKS-50X20	50	20	1/4"	M10 x 1.5
KKS-50X25	50	25	1/4"	M10 x 1.5
KKS-50X30	50	30	1/4"	M10 x 1.5
KKS-50X40	50	40	1/4"	M10 x 1.5
KKS-50X45	50	45	1/4"	M10 x 1.5
KKS-50X50	50	50	1/4"	M10 x 1.5
KKS-50X60	50	60	1/4"	M10 x 1.5
KKS-50X70	50	70	1/4"	M10 x 1.5
KKS-50X75	50	75	1/4"	M10 x 1.5
KKS-50X80	50	80	1/4"	M10 x 1.5
KKS-50X90	50	90	1/4"	M10 x 1.5
KKS-50X100	50	100	1/4"	M10 x 1.5

Tech Sheet 3027

Further sizes in this range continued on next page

Compact Magnetic Cylinders

Medium:
Clean compressed air. Filtered (40µm) and lubricated cushioning-buffer.
Body: Aluminium
Seals: Nitrile

2 Year Warranty

Working Temperature:
-20°C to +80°C

Working Pressure:
1 to 10 bar

See page 520 for Compact Cylinder Standard and Viton Seal Kits

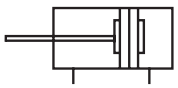

Double Acting

0334	Bore mm	Stroke mm	Thread	Piston Rod Thread
KKS-50X125	50	125	1/4"	M10 x 1.5
KKS-50X150	50	150	1/4"	M10 x 1.5
KKS-50X250	50	250	1/4"	M10 x 1.5
KKS-63X5	63	5	1/4"	M10 x 1.5
KKS-63X15	63	15	1/4"	M10 x 1.5
KKS-63X20	63	20	1/4"	M10 x 1.5
KKS-63X25	63	25	1/4"	M10 x 1.5
KKS-63X30	63	30	1/4"	M10 x 1.5
KKS-63X35	63	35	1/4"	M10 x 1.5
KKS-63X50	63	50	1/4"	M10 x 1.5
KKS-63X60	63	60	1/4"	M10 x 1.5
KKS-63X75	63	75	1/4"	M10 x 1.5
KKS-63X80	63	80	1/4"	M10 x 1.5
KKS-63X100	63	100	1/4"	M10 x 1.5
KKS-63X125	63	125	1/4"	M10 x 1.5
KKS-63X150	63	150	1/4"	M10 x 1.5
KKS-63X250	63	250	1/4"	M10 x 1.5
KKS-80X5	80	5	3/8"	M16 x 2
KKS-80X10	80	10	3/8"	M16 x 2
KKS-80X15	80	15	3/8"	M16 x 2
KKS-80X20	80	20	3/8"	M16 x 2
KKS-80X25	80	25	3/8"	M16 x 2
KKS-80X30	80	30	3/8"	M16 x 2
KKS-80X35	80	35	3/8"	M16 x 2
KKS-80X40	80	40	3/8"	M16 x 2
KKS-80X45	80	45	3/8"	M16 x 2
KKS-80X50	80	50	3/8"	M16 x 2
KKS-80X60	80	60	3/8"	M16 x 2
KKS-80X70	80	70	3/8"	M16 x 2
KKS-80X75	80	75	3/8"	M16 x 2

0334	Bore mm	Stroke mm	Thread	Piston Rod Thread
KKS-80X80	80	80	3/8"	M16 x 2
KKS-80X90	80	90	3/8"	M16 x 2
KKS-80X100	80	100	3/8"	M16 x 2
KKS-80X125	80	125	3/8"	M16 x 2
KKS-80X150	80	150	3/8"	M16 x 2
KKS-80X175	80	175	3/8"	M16 x 2
KKS-80X200	80	200	3/8"	M16 x 2
KKS-80X250	80	250	3/8"	M16 x 2
KKS-100X5	100	5	3/8"	M20 x 2.5
KKS-100X10	100	10	3/8"	M20 x 2.5
KKS-100X15	100	15	3/8"	M20 x 2.5
KKS-100X20	100	20	3/8"	M20 x 2.5
KKS-100X25	100	25	3/8"	M20 x 2.5
KKS-100X30	100	30	3/8"	M20 x 2.5
KKS-100X35	100	35	3/8"	M20 x 2.5
KKS-100X40	100	40	3/8"	M20 x 2.5
KKS-100X45	100	45	3/8"	M20 x 2.5
KKS-100X50	100	50	3/8"	M20 x 2.5
KKS-100X60	100	60	3/8"	M20 x 2.5
KKS-100X70	100	70	3/8"	M20 x 2.5
KKS-100X75	100	75	3/8"	M20 x 2.5
KKS-100X80	100	80	3/8"	M20 x 2.5
KKS-100X90	100	90	3/8"	M20 x 2.5
KKS-100X100	100	100	3/8"	M20 x 2.5
KKS-100X125	100	125	3/8"	M20 x 2.5
KKS-100X150	100	150	3/8"	M20 x 2.5
KKS-100X175	100	175	3/8"	M20 x 2.5
KKS-100X200	100	200	3/8"	M20 x 2.5
KKS-100X250	100	250	3/8"	M20 x 2.5
Tech Sheet 3027				

PNEUMATIC CYLINDERS

Compact Cylinder Mountings

Rear Clevis Mounting CB

0334	Bore mm
KSS-20-CB	20
KSS-32-CB	32
KSS-40-CB	40
KSS-50-CB	50
KSS-63-CB	63
KSS-80-CB	80
Tech Sheet 3028	

Front/Rear Flange Mounting FA/FB

0334	Bore mm
KSS-12-FAFB	12
KSS-16-FAFB	16
KSS-20-FAFB	20
KSS-25-FAFB	25
KSS-32-FAFB	32
KSS-40-FAFB	40
KSS-50-FAFB	50
KSS-63-FAFB	63
KSS-80-FAFB	80
Tech Sheet 3029	

Foot Mountings LB (Pair)

0334	Bore mm	To Suit Stroke
KSS-12-LB	12	All
KSS-20-LB	20	>15
KSS-25-LB	25	>10
KSS-32-LB	32	>10
KSS-40-LB	40	All
KSS-50-LB	50	>15
KSS-63-LB	63	>10
KSS-100-LB	100	>15
Tech Sheet 3030		

Foot Mountings LBS (Pair) Short Stroke

0334	Bore mm	To Suit Stroke
KSS-20-LBS-P1	20	<10
KSS-25-LBS-P1	25	<5
KSS-50-LBS-P1	50	<10
Tech Sheet 3030		

Reed Switches to suit Compact Cylinders

Two Wire, N/O with LED 2 Metres

0334	Bore mm	Voltage
KSS1-G	32-100	5-240V AC/DC
Tech Sheet 3031		

Repair Kits to suit Compact Cylinders

Standard

0334	Bore mm
KKSRK-12	12
KKSRK-16	16
KKSRK-20	20
KKSRK-25	25
KKSRK-32	32
KKSRK-40	40
KKSRK-50	50
KKSRK-63	63
KKSRK-80	80
Tech Sheet 20388	

Viton

0334	Bore mm
KKSRK-12-V	12
KKSRK-20-V	20
KKSRK-50-V	50
Tech Sheet 20389	

Save space, increase productivity

Pneumatic components are often the preferred option for machines since they have a high power density. Smaller components are ever more popular because they are easy to use, save energy and help to boost productivity too.

Benefits of compact products

- Lower energy consumption
- Less material used
  → smaller CO_2 footprint
- More space for other movements
  → increased productivity
- Less mass means higher speed
  → increased productivity
- Less expensive m² per machine

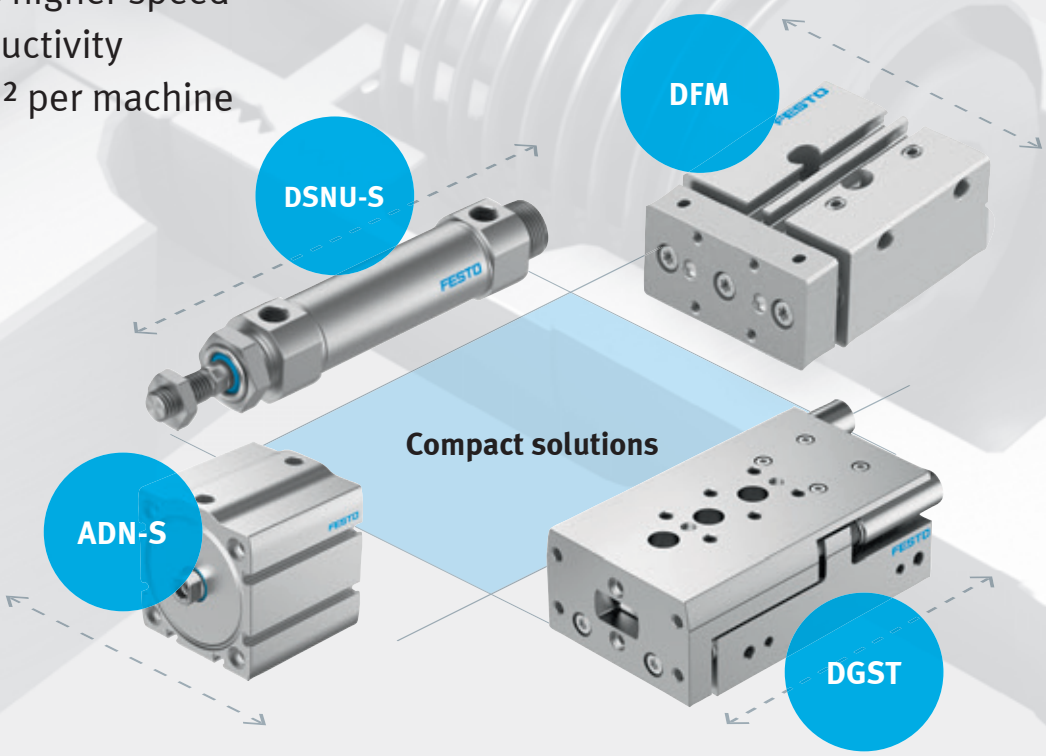

CYLINDERS

For the full range and more information, please contact one of our sales team.

ADN COMPACT CYLINDER ISO 21287
(Male & Female Piston Rod)

Features



Product Description

ADN - 25 - 25 - A - P - A

- ADN: Cylinder Type
- 25: Bore Size mm
- 25: Stroke Size mm
- A: A - Male Piston Rod, I - Female Piston Rod
- P: Polymer Cushioning
- A: Magnetic

ISO 21287 COMPACT CYLINDERS, ADN

Double Acting, Elastic Cushioning Rings

- Compact cylinders with standard dimensions
- Comply with the standard ISO 21287
- Innovative technology for maximum speeds
- Flexible in use thanks to easy-to-configure variant
- T-Slot

Ambient Temperature:
-20°C to +80°C

Elastic Cushioning

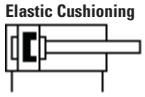

Magnetic Male Piston Rod Thread

0009	Piston Diameter mm	Stroke mm	Piston Rod Thread	Manufacturer's Code
536204	12	5	M5	ADN-12-5-A-P-A
536205	12	10	M5	ADN-12-10-A-P-A
536206	12	15	M5	ADN-12-15-A-P-A
536207	12	20	M5	ADN-12-20-A-P-A
536208	12	25	M5	ADN-12-25-A-P-A
536209	12	30	M5	ADN-12-30-A-P-A
536210	12	40	M5	ADN-12-40-A-P-A
536219	16	5	M5	ADN-16-5-A-P-A
536220	16	10	M5	ADN-16-10-A-P-A
536221	16	15	M5	ADN-16-15-A-P-A
536222	16	20	M5	ADN-16-20-A-P-A
536223	16	25	M5	ADN-16-25-A-P-A
536224	16	30	M5	ADN-16-30-A-P-A
536225	16	40	M5	ADN-16-40-A-P-A
536331	16	50	M5	ADN-16-50-A-P-A
536234	20	5	M8	ADN-20-5-A-P-A
536235	20	10	M8	ADN-20-10-A-P-A
536236	20	15	M8	ADN-20-15-A-P-A
536237	20	20	M8	ADN-20-20-A-P-A
536238	20	25	M8	ADN-20-25-A-P-A
536239	20	30	M8	ADN-20-30-A-P-A
536240	20	40	M8	ADN-20-40-A-P-A
536241	20	50	M8	ADN-20-50-A-P-A
536352	20	60	M8	ADN-20-60-A-P-A
536251	25	5	M8	ADN-25-5-A-P-A
536252	25	10	M8	ADN-25-10-A-P-A
536253	25	15	M8	ADN-25-15-A-P-A
536254	25	20	M8	ADN-25-20-A-P-A
536255	25	25	M8	ADN-25-25-A-P-A
536256	25	30	M8	ADN-25-30-A-P-A
536257	25	40	M8	ADN-25-40-A-P-A
536258	25	50	M8	ADN-25-50-A-P-A
536373	25	60	M8	ADN-25-60-A-P-A

Tech Sheet 20563

Magnetic Female Piston Rod Thread

0009	Piston Diameter mm	Stroke mm	Piston Rod Thread	Manufacturer's Code
536211	12	5	M3	ADN-12-5-I-P-A
536212	12	10	M3	ADN-12-10-I-P-A
536213	12	15	M3	ADN-12-15-I-P-A
536214	12	20	M3	ADN-12-20-I-P-A
536215	12	25	M3	ADN-12-25-I-P-A
536216	12	30	M3	ADN-12-30-I-P-A
536217	12	40	M3	ADN-12-40-I-P-A
536226	16	5	M4	ADN-16-5-I-P-A
536227	16	10	M4	ADN-16-10-I-P-A
536228	16	15	M4	ADN-16-15-I-P-A
536229	16	20	M4	ADN-16-20-I-P-A
536230	16	25	M4	ADN-16-25-I-P-A
536231	16	30	M4	ADN-16-30-I-P-A
536232	16	40	M4	ADN-16-40-I-P-A
536341	16	50	M4	ADN-16-50-I-P-A
536242	20	5	M6	ADN-20-5-I-P-A
536243	20	10	M6	ADN-20-10-I-P-A
536244	20	15	M6	ADN-20-15-I-P-A
536245	20	20	M6	ADN-20-20-I-P-A
536246	20	25	M6	ADN-20-25-I-P-A
536247	20	30	M6	ADN-20-30-I-P-A
536248	20	40	M6	ADN-20-40-I-P-A
536249	20	50	M6	ADN-20-50-I-P-A
536362	20	60	M6	ADN-20-60-I-P-A
536259	25	5	M6	ADN-25-5-I-P-A
536260	25	10	M6	ADN-25-10-I-P-A
536261	25	15	M6	ADN-25-15-I-P-A
536262	25	20	M6	ADN-25-20-I-P-A
536263	25	25	M6	ADN-25-25-I-P-A
536264	25	30	M6	ADN-25-30-I-P-A
536265	25	40	M6	ADN-25-40-I-P-A
536266	25	50	M6	ADN-25-50-I-P-A
536383	25	60	M6	ADN-25-60-I-P-A

Tech Sheet 20562

ISO 21287 COMPACT CYLINDERS, ADN

FESTO

Double Acting, Elastic Cushioning Rings

- Compact cylinders with standard dimensions
- Comply with the standard ISO 21287
- Innovative technology for maximum speeds
- Flexible in use thanks to easy-to-configure variant
- T-Slot

Ambient Temperature:
-20°C to +80°C

Elastic Cushioning

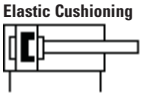



Magnetic Male Piston Rod Thread

0009	Piston Diameter mm	Stroke mm	Piston Rod Thread	Manufacturer's Code
536268	32	5	M10 x 1.25	ADN-32-5-A-P-A
536269	32	10	M10 x 1.25	ADN-32-10-A-P-A
536270	32	15	M10 x 1.25	ADN-32-15-A-P-A
536271	32	20	M10 x 1.25	ADN-32-20-A-P-A
536272	32	25	M10 x 1.25	ADN-32-25-A-P-A
536273	32	30	M10 x 1.25	ADN-32-30-A-P-A
536274	32	40	M10 x 1.25	ADN-32-40-A-P-A
536275	32	50	M10 x 1.25	ADN-32-50-A-P-A
536276	32	60	M10 x 1.25	ADN-32-60-A-P-A
536277	32	80	M10 x 1.25	ADN-32-80-A-P-A
536289	40	5	M10 x 1.25	ADN-40-5-A-P-A
536290	40	10	M10 x 1.25	ADN-40-10-A-P-A
536291	40	15	M10 x 1.25	ADN-40-15-A-P-A
536292	40	20	M10 x 1.25	ADN-40-20-A-P-A
536293	40	25	M10 x 1.25	ADN-40-25-A-P-A
536294	40	30	M10 x 1.25	ADN-40-30-A-P-A
536295	40	40	M10 x 1.25	ADN-40-40-A-P-A
536296	40	50	M10 x 1.25	ADN-40-50-A-P-A
536297	40	60	M10 x 1.25	ADN-40-60-A-P-A
536298	40	80	M10 x 1.25	ADN-40-80-A-P-A
536310	50	5	M12 x 1.25	ADN-50-5-A-P-A
536311	50	10	M12 x 1.25	ADN-50-10-A-P-A
536312	50	15	M12 x 1.25	ADN-50-15-A-P-A
536313	50	20	M12 x 1.25	ADN-50-20-A-P-A
536314	50	25	M12 x 1.25	ADN-50-25-A-P-A
536315	50	30	M12 x 1.25	ADN-50-30-A-P-A
536316	50	40	M12 x 1.25	ADN-50-40-A-P-A
536317	50	50	M12 x 1.25	ADN-50-50-A-P-A
536318	50	60	M12 x 1.25	ADN-50-60-A-P-A
536319	50	80	M12 x 1.25	ADN-50-80-A-P-A
536332	63	10	M12 x 1.25	ADN-63-10-A-P-A
536333	63	15	M12 x 1.25	ADN-63-15-A-P-A
536334	63	20	M12 x 1.25	ADN-63-20-A-P-A
536335	63	25	M12 x 1.25	ADN-63-25-A-P-A
536336	63	30	M12 x 1.25	ADN-63-30-A-P-A
536337	63	40	M12 x 1.25	ADN-63-40-A-P-A
536338	63	50	M12 x 1.25	ADN-63-50-A-P-A
536339	63	60	M12 x 1.25	ADN-63-60-A-P-A
536340	63	80	M12 x 1.25	ADN-63-80-A-P-A
536353	80	10	M16 x 1.5	ADN-80-10-A-P-A
536354	80	15	M16 x 1.5	ADN-80-15-A-P-A
536355	80	20	M16 x 1.5	ADN-80-20-A-P-A
536356	80	25	M16 x 1.5	ADN-80-25-A-P-A
536357	80	30	M16 x 1.5	ADN-80-30-A-P-A
536358	80	40	M16 x 1.5	ADN-80-40-A-P-A
536359	80	50	M16 x 1.5	ADN-80-50-A-P-A
536360	80	60	M16 x 1.5	ADN-80-60-A-P-A
536361	80	80	M16 x 1.5	ADN-80-80-A-P-A

Tech Sheet 71595

Magnetic Female Piston Rod Thread

0009	Piston Diameter mm	Stroke mm	Piston Rod Thread	Manufacturer's Code
536278	32	5	M8	ADN-32-5-I-P-A
536279	32	10	M8	ADN-32-10-I-P-A
536280	32	15	M8	ADN-32-15-I-P-A
536281	32	20	M8	ADN-32-20-I-P-A
536282	32	25	M8	ADN-32-25-I-P-A
536283	32	30	M8	ADN-32-30-I-P-A
536284	32	40	M8	ADN-32-40-I-P-A
536285	32	50	M8	ADN-32-50-I-P-A
536286	32	60	M8	ADN-32-60-I-P-A
536287	32	80	M8	ADN-32-80-I-P-A
536299	40	5	M8	ADN-40-5-I-P-A
536300	40	10	M8	ADN-40-10-I-P-A
536301	40	15	M8	ADN-40-15-I-P-A
536302	40	20	M8	ADN-40-20-I-P-A
536303	40	25	M8	ADN-40-25-I-P-A
536304	40	30	M8	ADN-40-30-I-P-A
536305	40	40	M8	ADN-40-40-I-P-A
536306	40	50	M8	ADN-40-50-I-P-A
536307	40	60	M8	ADN-40-60-I-P-A
536308	40	80	M8	ADN-40-80-I-P-A
536320	50	5	M10	ADN-50-5-I-P-A
536321	50	10	M10	ADN-50-10-I-P-A
536322	50	15	M10	ADN-50-15-I-P-A
536323	50	20	M10	ADN-50-20-I-P-A
536324	50	25	M10	ADN-50-25-I-P-A
536325	50	30	M10	ADN-50-30-I-P-A
536326	50	40	M10	ADN-50-40-I-P-A
536327	50	50	M10	ADN-50-50-I-P-A
536328	50	60	M10	ADN-50-60-I-P-A
536329	50	80	M10	ADN-50-80-I-P-A
536342	63	10	M10	ADN-63-10-I-P-A
536343	63	15	M10	ADN-63-15-I-P-A
536344	63	20	M10	ADN-63-20-I-P-A
536345	63	25	M10	ADN-63-25-I-P-A
536346	63	30	M10	ADN-63-30-I-P-A
536347	63	40	M10	ADN-63-40-I-P-A
536348	63	50	M10	ADN-63-50-I-P-A
536349	63	60	M10	ADN-63-60-I-P-A
536350	63	80	M10	ADN-63-80-I-P-A
536363	80	10	M12	ADN-80-10-I-P-A
536364	80	15	M12	ADN-80-15-I-P-A
536365	80	20	M12	ADN-80-20-I-P-A
536366	80	25	M12	ADN-80-25-I-P-A
536367	80	30	M12	ADN-80-30-I-P-A
536368	80	40	M12	ADN-80-40-I-P-A
536369	80	50	M12	ADN-80-50-I-P-A
536370	80	60	M12	ADN-80-60-I-P-A
536371	80	80	M12	ADN-80-80-I-P-A

Tech Sheet 71596

ISO 21287 COMPACT CYLINDERS, ADN

Double Acting, Self-adjusting Pneumatic Cushioning

- Compact cylinders with standard dimensions
- Comply with the standard ISO 21287
- Innovative technology for maximum speeds
- Flexible in use thanks to easy-to-configure variant
- Profile slot for proximity senso
- T-Slot

Ambient Temperature:
-20°C to +80°C

Working Pressure:
1 to 10 bar

Self-adjusting Cushioning

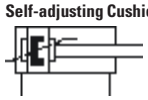



Magnetic Male Piston Rod Thread

0009	Piston Diameter mm	Stroke mm	Piston Rod Thread	Manufacturer's Code
572655	32	10	M10 x 1.25	ADN-32-10-A-PPS-A
572656	32	15	M10 x 1.25	ADN-32-15-A-PPS-A
572657	32	20	M10 x 1.25	ADN-32-20-A-PPS-A
572658	32	25	M10 x 1.25	ADN-32-25-A-PPS-A
572659	32	30	M10 x 1.25	ADN-32-30-A-PPS-A
572660	32	40	M10 x 1.25	ADN-32-40-A-PPS-A
572661	32	50	M10 x 1.25	ADN-32-50-A-PPS-A
572662	32	60	M10 x 1.25	ADN-32-60-A-PPS-A
572663	32	80	M10 x 1.25	ADN-32-80-A-PPS-A
572673	40	10	M10 x 1.25	ADN-40-10-A-PPS-A
572674	40	15	M10 x 1.25	ADN-40-15-A-PPS-A
572675	40	20	M10 x 1.25	ADN-40-20-A-PPS-A
572676	40	25	M10 x 1.25	ADN-40-25-A-PPS-A
572677	40	30	M10 x 1.25	ADN-40-30-A-PPS-A
572678	40	40	M10 x 1.25	ADN-40-40-A-PPS-A
572679	40	50	M10 x 1.25	ADN-40-50-A-PPS-A
572680	40	60	M10 x 1.25	ADN-40-60-A-PPS-A
572681	40	80	M10 x 1.25	ADN-40-80-A-PPS-A
572691	50	10	M12 x 1.25	ADN-50-10-A-PPS-A
572692	50	15	M12 x 1.25	ADN-50-15-A-PPS-A
572693	50	20	M12 x 1.25	ADN-50-20-A-PPS-A
572694	50	25	M12 x 1.25	ADN-50-25-A-PPS-A
572695	50	30	M12 x 1.25	ADN-50-30-A-PPS-A
572696	50	40	M12 x 1.25	ADN-50-40-A-PPS-A
572697	50	50	M12 x 1.25	ADN-50-50-A-PPS-A
572698	50	60	M12 x 1.25	ADN-50-60-A-PPS-A
572699	50	80	M12 x 1.25	ADN-50-80-A-PPS-A
572709	63	10	M12 x 1.25	ADN-63-10-A-PPS-A
572710	63	15	M12 x 1.25	ADN-63-15-A-PPS-A
572711	63	20	M12 x 1.25	ADN-63-20-A-PPS-A
572712	63	25	M12 x 1.25	ADN-63-25-A-PPS-A
572713	63	30	M12 x 1.25	ADN-63-30-A-PPS-A
572714	63	40	M12 x 1.25	ADN-63-40-A-PPS-A
572715	63	50	M12 x 1.25	ADN-63-50-A-PPS-A
572716	63	60	M12 x 1.25	ADN-63-60-A-PPS-A
572717	63	80	M12 x 1.25	ADN-63-80-A-PPS-A
572727	80	10	M16 x 1.5	ADN-80-10-A-PPS-A
572728	80	15	M16 x 1.5	ADN-80-15-A-PPS-A
572729	80	20	M16 x 1.5	ADN-80-20-A-PPS-A
572730	80	25	M16 x 1.5	ADN-80-25-A-PPS-A
572731	80	30	M16 x 1.5	ADN-80-30-A-PPS-A
572732	80	40	M16 x 1.5	ADN-80-40-A-PPS-A
572733	80	50	M16 x 1.5	ADN-80-50-A-PPS-A
572734	80	60	M16 x 1.5	ADN-80-60-A-PPS-A
572735	80	80	M16 x 1.5	ADN-80-80-A-PPS-A

Tech Sheet 71597

Magnetic Female Piston Rod Thread

0009	Piston Diameter mm	Stroke mm	Piston Rod Thread	Manufacturer's Code
572646	32	10	M8	ADN-32-10-I-PPS-A
572647	32	15	M8	ADN-32-15-I-PPS-A
572648	32	20	M8	ADN-32-20-I-PPS-A
572649	32	25	M8	ADN-32-25-I-PPS-A
572650	32	30	M8	ADN-32-30-I-PPS-A
572651	32	40	M8	ADN-32-40-I-PPS-A
572652	32	50	M8	ADN-32-50-I-PPS-A
572653-FESTO	32	60	M8	ADN-32-60-I-PPS-A
572654	32	80	M8	ADN-32-80-I-PPS-A
572664	40	10	M8	ADN-40-10-I-PPS-A
572665	40	15	M8	ADN-40-15-I-PPS-A
572666	40	20	M8	ADN-40-20-I-PPS-A
572667	40	25	M8	ADN-40-25-I-PPS-A
572668	40	30	M8	ADN-40-30-I-PPS-A
572669	40	40	M8	ADN-40-40-I-PPS-A
572670	40	50	M8	ADN-40-50-I-PPS-A
572671	40	60	M8	ADN-40-60-I-PPS-A
572672	40	80	M8	ADN-40-80-I-PPS-A
572682	50	10	M10	ADN-50-10-I-PPS-A
572683	50	15	M10	ADN-50-15-I-PPS-A
572684	50	20	M10	ADN-50-20-I-PPS-A
572685	50	25	M10	ADN-50-25-I-PPS-A
572686	50	30	M10	ADN-50-30-I-PPS-A
572687	50	40	M10	ADN-50-40-I-PPS-A
572688	50	50	M10	ADN-50-50-I-PPS-A
572689	50	60	M10	ADN-50-60-I-PPS-A
572690	50	80	M10	ADN-50-80-I-PPS-A
572700	63	10	M10	ADN-63-10-I-PPS-A
572701	63	15	M10	ADN-63-15-I-PPS-A
572702	63	20	M10	ADN-63-20-I-PPS-A
572703	63	25	M10	ADN-63-25-I-PPS-A
572704	63	30	M10	ADN-63-30-I-PPS-A
572705	63	40	M10	ADN-63-40-I-PPS-A
572706	63	50	M10	ADN-63-50-I-PPS-A
572707	63	60	M10	ADN-63-60-I-PPS-A
572708	63	80	M10	ADN-63-80-I-PPS-A
572718	80	10	M12	ADN-80-10-I-PPS-A
572719	80	15	M12	ADN-80-15-I-PPS-A
572720	80	20	M12	ADN-80-20-I-PPS-A
572721	80	25	M12	ADN-80-25-I-PPS-A
572722	80	30	M12	ADN-80-30-I-PPS-A
572723	80	40	M12	ADN-80-40-I-PPS-A
572724	80	50	M12	ADN-80-50-I-PPS-A
572725	80	60	M12	ADN-80-60-I-PPS-A
572726	80	80	M12	ADN-80-80-I-PPS-A

Tech Sheet 71598

PROXIMITY SENSORS

For T-Slot For DSBC/ADN/DSNU Cylinders

- Switching output via reed contact or non-contacting
- Insertable in the slot from above, does not protrude beyond the cylinder profil
- Variant suitable for use with energy chains and robots
- Cable clip and inscription labels included in the scope of delivery
- With switching status indication
- Selected types in accordance with ATEX directive for potentially explosive atmospheres

Ambient Temperature:
-40°C to +70°C

With Reed Contacts

0010	Function	Connection	Cable Length Metres	Manufacturer's Code
543872	N/O Contact, 2 Wire	Open End	2.5	SME-8M-ZS-24V-K-2,5-OE
543861	N/O Contact, 3 Wire	M8 Thread Rotatable	0.3	SME-8M-DS-24V-K-0,3-M8D
543862	N/O Contact, 3 Wire	Open End	2.5	SME-8M-DS-24V-K-2,5-OE
543863	N/O Contact, 3 Wire	Open End	5.0	SME-8M-DS-24V-K-5,0-OE
546799	N/C Contact, 3 Wire	Open End	7.5	SME-8M-DO-24V-K-7,5-OE
		Tech Sheet 70211		

Non-contacting

0009	Function	Connection	Cable Length Metres	Manufacturer's Code
574334	PNP N/O Contact, 3 Wire	M8 Thread Rotatable	0.3	SMT-8M-A-PS-24V-E-0,3-M8D
574337	PNP N/O Contact, 3 Wire	M12 Thread Rotatable	0.3	SMT-8M-A-PS-24V-E-0,3-M12
574339	NPN N/O Contact, 3 Wire	M8 Thread Rotatable	0.3	SMT-8M-A-NS-24V-E-0,3-M8D
574335	PNP N/O Contact, 3 Wire	Open End	2.5	SMT-8M-A-PS-24V-E-2,5-OE
574338	NPN N/O Contact, 3 Wire	Open End	2.5	SMT-8M-A-NS-24V-E-2,5-OE
574341	PNP N/O Contact, 2 Wire	Open End	5.0	SMT-8M-A-ZS-24V-E-5,0-OE-EX2
574336	PNP N/O Contact, 3 Wire	Open End	5.0	SMT-8M-A-PS-24V-E-5,0-OE
574340	PNP N/C Contact, 3 Wire	Open End	7.5	SMT-8M-A-PO-24V-E-7,5-OE
		Tech Sheet 70212		

For C-Slot For ADN/ADVC/DFM

- Switching output via reed contact or non-contacting
- Insertable in the slot from above, does not protrude beyond the cylinder profil
- Suitable for use with energy chains and robots
- Cable clip and inscription labels included in the scope of delivery
- With switching status indication

Ambient Temperature:
-40°C to +70°C



With Reed Contacts

0010	Function	Connection	Cable Length Metres	Manufacturer's Code
551367	N/O Contact, 3 Wire	M8 Thread Rotatable	0.3	SME-10M-DS-24V-E-0,3-L-M8D
551369	N/O Contact, 2 Wire	Open End	2.5	SME-10M-ZS-24V-E-2,5-L-OE
551365	N/O Contact, 3 Wire	Open End	2.5	SME-10M-DS-24V-E-2,5-L-OE
		Tech Sheet 70213		

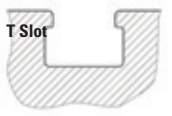

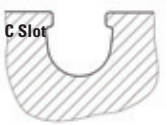

For C-Slot For ADN/ADVC/DFM

- Magneto-resistive cylinder sensor for round slot, can be inserted from above.
- Measuring principle: magneto-resistive
- For universal use
- Individually configurable or pre-assemble
- Inserted in the slot from above, flush with the cylinder profil
- LED switching status indication
- Cable length 0.3, 2.5m



Proximity Sensors SMT-10M, for C-Slot

0009	N/O Contact	Cable Length (m)	Type
551373	PNP	2.5	SMT-10M-PS-24V-E-2,5-L-OE
551375	PNP	0.3	SMT-10M-PS-24V-E-0,3-L-M8D
551377	NPN	2.5	SMT-10M-NS-24V-E-2,5-L-OE
551379	NPN	0.3	SMT-10M-NS-24V-E-0,3-L-M8D
551382	Non-contacting, 2-wire	2.5	SMT-10M-ZS-24V-E-2,5-L-OE
		Tech Sheet 70212	

- Modular cable system with unlimited combination options for sockets, cable lengths and cable qualities. Matches all devices with M8 and M12 plugs such as proximity switches, pressure switches, sensors, transmitters, flow sensors and others
- For thread M8 x 1 A-coded according to EN 61076-2-104
- For thread M12 x 1 A-coded according to EN 61076-2-101
- Pre-assembled at one or both ends
- Designs for static, standard, energy chain and robot applications
- Cable length 0.1 - 30m
- With PVC or PUR cable
- Ambient temperature -25 to +80 °C



Connecting Cable NEBU

0009	Number of wires	Cable Length (m)	Type
541333	3	2.5	NEBU-M8G3-K-2.5-LE3
541334	3	5	NEBU-M8G3-K-5-LE3
541338	3	2.5	NEBU-M8W3-K-2.5-LE3
541341	3	5	NEBU-M8W3-K-5-LE3
		Tech Sheet 70212	

DFM GUIDED DRIVES

Features



Product Description

DFM - 32 - 80 - P - A - GF

- DFM: Cylinder Type
- 32: Bore Size mm
- 80: Stroke Size mm
- P: Polymer Cushioning
- A: Magnetic
- GF: GF Plain bearing guide, KF Ball bearing guide

DFM GUIDED DRIVES

FESTO

Sliding Guided Drives with Plain Bearing, Double Acting

- Drive and guide unit in a single housing
- Sturdy and precise
- Plain bearing guide
- High resistance to torques and lateral forces
- Wide range of applications
- Selected types in accordance with ATEX directive for potentially explosive atmospheres
- Sensor C Slot SMT 10G
- C Slot 6 to 10 bore
- T Slot 12 to 63 bore



Ambient Temperature:
-20°C to +80°C

Working Pressure:
2 to 8 bar (Piston: 6mm)
1.5 to 8 bar (Piston: 10mm)
2 to 10 bar (Piston: 12, 16, 20mm)
1.5 to 10 bar (Piston: 25, 32, 40mm)
1 to 10 bar (Piston: 50, 63mm)

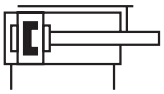

M3 Connection, Magnetic

0009	Cylinder Bore mm	Cylinder Stroke Length mm	Manufacturer's Code
4149944	6	5	DFM-6-5-P-A-GF
4149945	6	10	DFM-6-10-P-A-GF
4149946	6	15	DFM-6-15-P-A-GF
4149947	6	20	DFM-6-20-P-A-GF
4154768	10	5	DFM-10-5-P-A-GF
4154769	10	10	DFM-10-10-P-A-GF
4154770	10	15	DFM-10-15-P-A-GF
4154799	10	20	DFM-10-20-P-A-GF
		Tech Sheet 70196	

M5 Connection, Magnetic Sensors T Slot SMT-8M

0009	Cylinder Bore mm	Cylinder Stroke Length mm	Manufacturer's Code
170824	12	10	DFM-12-10-P-A-GF
170825	12	20	DFM-12-20-P-A-GF
170826	12	25	DFM-12-25-P-A-GF
170827	12	30	DFM-12-30-P-A-GF
170828	12	40	DFM-12-40-P-A-GF
170829	12	50	DFM-12-50-P-A-GF
170830	12	80	DFM-12-80-P-A-GF
170831	12	100	DFM-12-100-P-A-GF
170832	16	10	DFM-16-10-P-A-GF
170833	16	20	DFM-16-20-P-A-GF
170834	16	25	DFM-16-25-P-A-GF
170835	16	30	DFM-16-30-P-A-GF
170836	16	40	DFM-16-40-P-A-GF
170837	16	50	DFM-16-50-P-A-GF
170838	16	80	DFM-16-80-P-A-GF
170839	16	100	DFM-16-100-P-A-GF
170840	20	20	DFM-20-20-P-A-GF
170841	20	25	DFM-20-25-P-A-GF
170842	20	30	DFM-20-30-P-A-GF
170843	20	40	DFM-20-40-P-A-GF
170844	20	50	DFM-20-50-P-A-GF
170845	20	80	DFM-20-80-P-A-GF
170846	20	100	DFM-20-100-P-A-GF
		Tech Sheet 70197	

T Slot

C Slot

G1/8 Connection, Magnetic

0009	Cylinder Bore mm	Cylinder Stroke Length mm	Manufacturer's Code
170847	25	20	DFM-25-20-P-A-GF
170848	25	25	DFM-25-25-P-A-GF
170849	25	30	DFM-25-30-P-A-GF
170850	25	40	DFM-25-40-P-A-GF
170851	25	50	DFM-25-50-P-A-GF
170852	25	80	DFM-25-80-P-A-GF
170853	25	100	DFM-25-100-P-A-GF
170854	32	20	DFM-32-20-P-A-GF
170855	32	25	DFM-32-25-P-A-GF
170856	32	30	DFM-32-30-P-A-GF
170857	32	40	DFM-32-40-P-A-GF
170858	32	50	DFM-32-50-P-A-GF
170859	32	80	DFM-32-80-P-A-GF
170860	32	100	DFM-32-100-P-A-GF
170861	32	125	DFM-32-125-P-A-GF
170862	32	160	DFM-32-160-P-A-GF
170863	32	200	DFM-32-200-P-A-GF
170864	40	25	DFM-40-25-P-A-GF
170865	40	50	DFM-40-50-P-A-GF
170866	40	80	DFM-40-80-P-A-GF
170867	40	100	DFM-40-100-P-A-GF
170868	40	125	DFM-40-125-P-A-GF
170869	40	160	DFM-40-160-P-A-GF
170870	40	200	DFM-40-200-P-A-GF
		Tech Sheet 70198	

G1/4 Connection, Magnetic

0009	Cylinder Bore mm	Cylinder Stroke Length mm	Manufacturer's Code
170871	50	25	DFM-50-25-P-A-GF
170872	50	50	DFM-50-50-P-A-GF
170873	50	80	DFM-50-80-P-A-GF
170874	50	100	DFM-50-100-P-A-GF
170875	50	125	DFM-50-125-P-A-GF
170876	50	160	DFM-50-160-P-A-GF
170877	50	200	DFM-50-200-P-A-GF
170878	63	25	DFM-63-25-P-A-GF
170879	63	50	DFM-63-50-P-A-GF
170880	63	80	DFM-63-80-P-A-GF
170881	63	100	DFM-63-100-P-A-GF
170882	63	125	DFM-63-125-P-A-GF
170883	63	160	DFM-63-160-P-A-GF
170884	63	200	DFM-63-200-P-A-GF
		Tech Sheet 70199	

DFM GUIDED DRIVES

Recirculating Ball Bearing Guided Drives, Double Acting

- Drive and guide unit in a single housing
- Sturdy and precise
- Plain or Recirculating ball bearing guide
- High resistance to torques and lateral forces
- Wide range of applications
- Selected types in accordance with ATEX directive for potentially explosive atmospheres
- C Slot 6 to 10 bore
- T Slot 12 to 63 bore



Ambient Temperature:
-20°C to +80°C

Working Pressure:
2 to 10 bar (Piston: 12, 16, 20mm)
1.5 to 10 bar (Piston: 25, 32, 40mm)
1 to 10 bar (Piston: 50, 63mm)

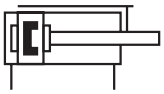

M5 Connection, Magnetic

0009	Cylinder Bore mm	Cylinder Stroke Length mm	Manufacturer's Code
170899	12	10	DFM-12-10-P-A-KF
170900	12	20	DFM-12-20-P-A-KF
170901	12	25	DFM-12-25-P-A-KF
170902	12	30	DFM-12-30-P-A-KF
170903	12	40	DFM-12-40-P-A-KF
170904	12	50	DFM-12-50-P-A-KF
170905	12	80	DFM-12-80-P-A-KF
170906	12	100	DFM-12-100-P-A-KF
170907	16	10	DFM-16-10-P-A-KF
170908	16	20	DFM-16-20-P-A-KF
170909	16	25	DFM-16-25-P-A-KF
170910	16	30	DFM-16-30-P-A-KF
170911	16	40	DFM-16-40-P-A-KF
170912	16	50	DFM-16-50-P-A-KF
170913	16	80	DFM-16-80-P-A-KF
170914	16	100	DFM-16-100-P-A-KF
170915	20	20	DFM-20-20-P-A-KF
170916	20	25	DFM-20-25-P-A-KF
170917	20	30	DFM-20-30-P-A-KF
170918	20	40	DFM-20-40-P-A-KF
170919	20	50	DFM-20-50-P-A-KF
170920	20	80	DFM-20-80-P-A-KF
170921	20	100	DFM-20-100-P-A-KF
		Tech Sheet 70200	

T Slot

C Slot

G1/8 Connection, Magnetic

0009	Cylinder Bore mm	Cylinder Stroke Length mm	Manufacturer's Code
170922	25	20	DFM-25-20-P-A-KF
170923	25	25	DFM-25-25-P-A-KF
170924	25	30	DFM-25-30-P-A-KF
170925	25	40	DFM-25-40-P-A-KF
170926	25	50	DFM-25-50-P-A-KF
170927	25	80	DFM-25-80-P-A-KF
170928	25	100	DFM-25-100-P-A-KF
170929	32	20	DFM-32-20-P-A-KF
170930	32	25	DFM-32-25-P-A-KF
170931	32	30	DFM-32-30-P-A-KF
170932	32	40	DFM-32-40-P-A-KF
170933	32	50	DFM-32-50-P-A-KF
170934	32	80	DFM-32-80-P-A-KF
170935	32	100	DFM-32-100-P-A-KF
170936	32	125	DFM-32-125-P-A-KF
170937	32	160	DFM-32-160-P-A-KF
170938	32	200	DFM-32-200-P-A-KF
170939	40	25	DFM-40-25-P-A-KF
170940	40	50	DFM-40-50-P-A-KF
170941	40	80	DFM-40-80-P-A-KF
170942	40	100	DFM-40-100-P-A-KF
170943	40	125	DFM-40-125-P-A-KF
170944	40	160	DFM-40-160-P-A-KF
170945	40	200	DFM-40-200-P-A-KF
		Tech Sheet 70201	

G1/4 Connection, Magnetic

0009	Cylinder Bore mm	Cylinder Stroke Length mm	Manufacturer's Code
170946	50	25	DFM-50-25-P-A-KF
170947	50	50	DFM-50-50-P-A-KF
170948	50	80	DFM-50-80-P-A-KF
170949	50	100	DFM-50-100-P-A-KF
170950	50	125	DFM-50-125-P-A-KF
170951	50	160	DFM-50-160-P-A-KF
170952	50	200	DFM-50-200-P-A-KF
170953	63	25	DFM-63-25-P-A-KF
170954	63	50	DFM-63-50-P-A-KF
170955	63	80	DFM-63-80-P-A-KF
170956	63	100	DFM-63-100-P-A-KF
170957	63	125	DFM-63-125-P-A-KF
170958	63	160	DFM-63-160-P-A-KF
170959	63	200	DFM-63-200-P-A-KF
		Tech Sheet 70202	

CYLINDERS

For the full range and more information, please contact one of our sales team.

DRRD SEMI-ROTARY DRIVE

Features



Product Description

DRRD - 12 - 180 - FH - PA

- DRRD: Cylinder Type
- 12: Bore Size mm
- 180: Rotation Angle
- FH: Flanged Shaft
- PA: PA - Polymer Cushion Magnetic; Y9A - Shock Absorber Magnetic

TWIN PISTONS SEMI-ROTARY DRIVES, DRRD

Rack & Pinion

- Modern and compact design
- Lighter than other semi-rotary drives
- Housing protected against splash water and dust
- Selected types in accordance with ATEX directive for potentially explosive atmospheres
- T-Slot 8M

Ambient Temperature:
-10°C to +60°C

Working Pressure:
3 to 8 bar

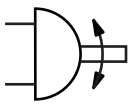

Elastic Cushioning Rings, M5 Connection

0009	Size mm	Manufacturer's Code
1577238	16	DRRD-16-180-FH-PA
1395606	20	DRRD-20-180-FH-PA
1359980	25	DRRD-25-180-FH-PA
	Tech Sheet 70205	

Self-adjusting Linear Shock Absorber, M5 Connection

0009	Size mm	Manufacturer's Code
1644389	16	DRRD-16-180-FH-Y9A
1427379	20	DRRD-20-180-FH-Y9A
1360248	25	DRRD-25-180-FH-Y9A
	Tech Sheet 70207	

Elastic Cushioning Rings, G1/8 Connection

0009	Size mm	Manufacturer's Code
1578512	32	DRRD-32-180-FH-PA
1526825	35	DRRD-35-180-FH-PA
1503269	40	DRRD-40-180-FH-PA
	Tech Sheet 70206	

Self-adjusting Linear Shock Absorber, G1/8 Connection

0009	Size mm	Manufacturer's Code
1578518	32	DRRD-32-180-FH-Y9A
1547102	35	DRRD-35-180-FH-Y9A
1526986	40	DRRD-40-180-FH-Y9A
	Tech Sheet 70208	



For **FESTO pneumatic tubing**
see pages **911-912**

ISO 21287 CYLINDERS

Compact Series Liner

Compact cylinder to ISO 21287, LINER series, available in different versions to meet all possible requirements. Below sizes listed are most popular, if you require an alternative size please contact the sales office

The heads have been eliminated for ease of installation, improved sturdiness and precision. The metal lining is designed to withstand heavy-duty work, tensile stress and impact. Technopolymer parts can withstand dynamic and pneumatic thrust. The lining virtually acts as a "bearing" to which most of user accessories are attached. The wide range of anchors provide numerous fixing points. Retractable magnetic limit switches can be mounted to identify the position in the cylinder grooves.

Double Acting, Male Piston Rod

9146	Bore mm	Stroke mm
2800200005XP	20	5
2800200010XP	20	10
2800200015XP	20	15
2800200020XP	20	20
2800200025XP	20	25
2800200040XP	20	40
2800200050XP	20	50
2800250005XP	25	5
2800250010XP	25	10
2800250015XP	25	15
2800250020XP	25	20
2800250025XP	25	25
2800250040XP	25	40
2800250050XP	25	50
2800320005CP	32	5
2800320010CP	32	10
2800320015CP	32	15
2800320020CP	32	20
2800320025CP	32	25
2800320040CP	32	40
2800320050CP	32	50
2800400005CP	40	5
2800400010CP	40	10
2800400015CP	40	15
2800400020CP	40	20
2800400025CP	40	25
2800400040CP	40	40
2800400050CP	40	50

9146	Bore mm	Stroke mm
2800500005CP	50	5
2800500010CP	50	10
2800500015CP	50	15
2800500020CP	50	20
2800500025CP	50	25
2800500040CP	50	40
2800500050CP	50	50
2800630005CP	63	5
2800630010CP	63	10
2800630015CP	63	15
2800630020CP	63	20
2800630025CP	63	25
2800630040CP	63	40
2800630050CP	63	50
2800800005AP	80	5
2800800010AP	80	10
2800800015AP	80	15
2800800020AP	80	20
2800800025AP	80	25
2800800040AP	80	40
2800800050AP	80	50
2800100005AP	100	5
2800100010AP	100	10
2800100015AP	100	15
2800100020AP	100	20
2800100025AP	100	25
2800100040AP	100	40
2800100050AP	100	50

Please contact our Sales Department for full range of accessories

ISO 21287 CYLINDERS

Compact Series Liner

Compact cylinder to ISO 21287, LINER series, available in different versions to meet all possible requirements. Below sizes listed are most popular, if you require an alternative size please contact the sales office

The heads have been eliminated for ease of installation, improved sturdiness and precision. The metal lining is designed to withstand heavy-duty work, tensile stress and impact. Technopolymer parts can withstand dynamic and pneumatic thrust. The lining virtually acts as a "bearing" to which most of user accessories are attached. The wide range of anchors provide numerous fixing points. Retractable magnetic limit switches can be mounted to identify the position in the cylinder grooves.

Double Acting, Female Piston Rod

9146	Bore mm	Stroke mm
2900200005XP	20	5
2900200010XP	20	10
2900200015XP	20	15
2900200020XP	20	20
2900200025XP	20	25
2900200040XP	20	40
2900200050XP	20	50
2900250005XP	25	5
2900250010XP	25	10
2900250015XP	25	15
2900250020XP	25	20
2900250025XP	25	25
2900250040XP	25	40
2900250050XP	25	50
2900320005CP	32	5
2900320010CP	32	10
2900320015CP	32	15
2900320020CP	32	20
2900320025CP	32	25
2900320040CP	32	40
2900320050CP	32	50
2900400005CP	40	5
2900400010CP	40	10
2900400015CP	40	15
2900400020CP	40	20
2900400025CP	40	25
2900400040CP	40	40
2900400050CP	40	50

9146	Bore mm	Stroke mm
2900500005CP	50	5
2900500010CP	50	10
2900500015CP	50	15
2900500020CP	50	20
2900500025CP	50	25
2900500040CP	50	40
2900500050CP	50	50
2900630005CP	63	5
2900630010CP	63	10
2900630015CP	63	15
2900630020CP	63	20
2900630025CP	63	25
2900630040CP	63	40
2900630050CP	63	50
2900800005AP	80	5
2900800010AP	80	10
2900800015AP	80	15
2900800020AP	80	20
2900800025AP	80	25
2900800040AP	80	40
2900800050AP	80	50
2900100005AP	100	5
2900100010AP	100	10
2900100015AP	100	15
2900100020AP	100	20
2900100025AP	100	25
2900100040AP	100	40
2900100050AP	100	50

Please contact our Sales Department for full range of accessories

COMPACT CYLINDERS & MOUNTINGS

Compact Cylinders

- One third the basic length of a corresponding VDMA/ISO model
- Low friction, long life seal design
- Fully non-corrodible specificatio
- Non-lube operation
- Optional non-rotating piston rod (non-rotating or guided piston rod on RM/92000/M)
- Standard magnetic piston for full control system versatility

Medium:
Compressed air, filtered, lubricated or non-lubricated

Operation:
RM/91000/M Single acting, non-cushioned, magnetic sprung in RM/92000/M
Double acting, buffer cushioning

Barrel and End Caps:
Anodised aluminium alloy

Piston Rod:
RM/91000/M Stainless steel (Ø 12 to 40mm austenitic)
RM/92000/M Stainless steel (Ø 12 to 40mm austenitic, Ø 50 to 100mm martensitic)

Seals:
PUR and/or NBR

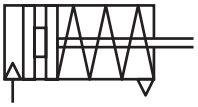

Working Temperature:
-5°C to +80°C

Working Pressure:
2 to 10 bar

Single Acting RM/91000/M

0036	Bore mm	Stroke mm	Thread
RM/91032/M/25	32	25	G1/8
RM/91040/M/25	40	25	G1/8
Tech Sheet 10362			

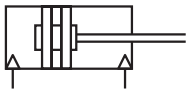

Working Temperature:
-5°C to +80°C

Working Pressure:
1 to 10 bar

Double Acting RM/92000/M

0036	Bore mm	Stroke mm	Thread
RM/92012/M/10	12	10	M5
RM/92016/M/10	16	10	M5
RM/92016/M/15	16	15	M5
RM/92016/M/20	16	20	M5
RM/92020/M/10	20	10	M5
RM/92020/M/15	20	15	M5
RM/92020/M/25	20	25	M5
RM/92020/M/30	20	30	M5
RM/92020/M/40	20	40	M5
RM/92020/M/50	20	50	M5
RM/92025/M/10	25	10	M5
RM/92025/M/20	25	20	M5
RM/92025/M/25	25	25	M5
RM/92025/M/30	25	30	M5
RM/92025/M/40	25	40	M5
RM/92025/M/50	25	50	M5
RM/92032/M/10	32	10	G1/8
RM/92032/M/15	32	15	G1/8
RM/92032/M/20	32	20	G1/8
RM/92032/M/25	32	25	G1/8
RM/92032/M/30	32	30	G1/8
RM/92032/M/40	32	40	G1/8
RM/92032/M/50	32	50	G1/8
RM/92032/M/60	32	60	G1/8
RM/92032/M/80	32	80	G1/8
RM/92040/M/5	40	5	G1/8
RM/92040/M/10	40	10	G1/8
RM/92040/M/20	40	20	G1/8
RM/92040/M/25	40	25	G1/8
RM/92040/M/30	40	30	G1/8
RM/92040/M/50	40	50	G1/8
RM/92050/M/10	50	10	G1/8
RM/92050/M/20	50	20	G1/8
RM/92050/M/25	50	25	G1/8
RM/92050/M/30	50	30	G1/8
RM/92050/M/40	50	40	G1/8
RM/92050/M/50	50	50	G1/8
RM/92050/M/100	50	100	G1/8
RM/92063/M/15	63	15	G1/4
RM/92063/M/25	63	25	G1/4
RM/92063/M/40	63	40	G1/4
RM/92080/M/25	80	25	G1/4
RM/92080/M/40	80	40	G1/4
RM/92080/M/50	80	50	G1/4
RM/92080/M/60	80	60	G1/4
RM/92080/M/80	80	80	G1/4
RM/92100/M/30	100	30	G1/4
RM/92100/M/50	100	50	G1/4
Tech Sheet 10361			

Compact Mountings

Female Piston Rod Clevis

0036	Bore mm
QM/57063/25	80 & 100
Tech Sheet 10361	

Flange Mounting

0036	Bore mm
QM/90016/22	16
QM/90025/22	25
QM/90040/22	40
QM/90050/22	50
QM/90063/22	63
QM/90080/22	80
QM/90100/22	100
Tech Sheet 10361	

NORGREN

For **Norgren Excelon Plus** see page **686**

ISO COMPACT CYLINDERS & MOUNTINGS

ISO Compact Cylinders & Mountings

- Conforms to ISO 21287
- Up to 30% shorter than full
- ISO/VDMA actuators
- Uses standard ISO/VDMA mountings

Medium:
Compressed air, filtered, lubricated or non-lubricated
Operation: RA/192000/MX, Double acting, magnetic piston, female piston rod thread, buffer cushioning

Materials:
Profile barrel Anodized aluminium
End covers: Pressure diecast aluminium
Piston rod: Stainless steel
Piston rod seals: PUR
Piston seals: NBR
O-rings: NBR

Working Temperature:
-5°C to +80°C

Working Pressure:
0 to 10 bar

RA/192000 Series

0036	Bore mm	Stroke mm	Thread
RA/192020/MX/10	20	10	M5
RA/192020/MX/15	20	15	M5
RA/192020/MX/20	20	20	M5
RA/192020/MX/25	20	25	M5
RA/192020/MX/30	20	30	M5
RA/192020/MX/40	20	40	M5
RA/192020/MX/50	20	50	M5
RA/192025/MX/10	25	10	M5
RA/192025/MX/15	25	15	M5
RA/192025/MX/20	25	20	M5
RA/192025/MX/25	25	25	M5
RA/192025/MX/30	25	30	M5
RA/192025/MX/40	25	40	M5
RA/192025/MX/50	25	50	M5
RA/192032/MX/10	32	10	1/8"
RA/192032/MX/15	32	15	1/8"
RA/192032/MX/20	32	20	1/8"
RA/192032/MX/25	32	25	1/8"
RA/192032/MX/30	32	30	1/8"
RA/192032/MX/40	32	40	1/8"
RA/192032/MX/50	32	50	1/8"
RA/192032/MX/60	32	60	1/8"
RA/192032/MX/80	32	80	1/8"
RA/192040/MX/10	40	10	1/8"
RA/192040/MX/15	40	15	1/8"
RA/192040/MX/20	40	20	1/8"
RA/192040/MX/25	40	25	1/8"
RA/192040/MX/30	40	30	1/8"

0036	Bore mm	Stroke mm	Thread
RA/192040/MX/40	40	40	1/8"
RA/192040/MX/50	40	50	1/8"
RA/192050/MX/10	50	10	1/8"
RA/192050/MX/15	50	15	1/8"
RA/192050/MX/20	50	20	1/8"
RA/192050/MX/25	50	25	1/8"
RA/192050/MX/30	50	30	1/8"
RA/192050/MX/40	50	40	1/8"
RA/192050/MX/50	50	50	1/8"
RA/192050/MX/60	50	60	1/8"
RA/192063/M/15	63	15	1/8"
RA/192063/M/25	63	25	1/8"
RA/192063/M/40	63	40	1/8"
RA/192063/M/50	63	50	1/8"
RA/192063/M/60	63	60	1/8"
RA/192063/M/80	63	80	1/8"
RA/192080/M/15	80	15	1/8"
RA/192080/M/25	80	25	1/8"
RA/192080/M/40	80	40	1/8"
RA/192080/M/50	80	50	1/8"
RA/192080/M/60	80	60	1/8"
RA/192080/M/80	80	80	1/8"
RA/192100/M/15	100	15	1/8"
RA/192100/M/25	100	25	1/8"
RA/192100/M/40	100	40	1/8"
RA/192100/M/50	100	50	1/8"
RA/192100/M/60	100	60	1/8"
RA/192100/M/80	100	80	1/8"
Tech Sheet 71752			

Mountings

Front Flange

0036	Bore mm
QA/192020/22	20
QA/192025/22	25
QA/8032/22	32
QA/8040/22	40
QA/8050/22	50
QA/8063/22	63
QA/8080/22	80
QA/8100/22	100
Tech Sheet 71752	

Piston Rod Clevis

0036	Bore mm
QM/8020/25	20
QM/8025/25	25
QM/8032/35	32
QM/8040/25	40
QM/8050/25	50
QM/8080/25	80
Tech Sheet 71752	

Foot C

0036	Bore mm
QM/192020/21	20
QM/192025/21	25
QA/192032/21	32
QA/192040/21	40
QA/192050/21	50
QA/192063/21	63
QA/192080/21	80
QA/192100/21	100
Tech Sheet 71752	

Rear Clevis

0036	Bore mm
QA/8032/23	32
QA/8040/23	40
QA/8050/23	50
QA/8063/23	63
QA/8080/23	80
QA/8100/23	100
Tech Sheet 71752	

PNEUMATIC ACTUATION

Compact Cylinders & Accessories

Compact Cylinders ISO 21287 Double Acting 20mm-100mm

0110	Bore mm	Stroke mm
1540.20.15.01.1	20	15
1540.20.50.01.1	20	50
1540.25.50.01.1	25	50
1540.25.60.01.1	25	60
1540.32.15.01.1	32	15
1540.32.20.01.1	32	20
1540.32.30.01.1	32	30
1540.32.60.01.1	32	60
1540.32.200.01.1	32	200
1540.40.75.01.1	40	75
1540.50.30.01.1	50	30
1540.50.35.01.1	50	35
1540.50.50.01.1	50	50
1540.50.100.01.1	50	100
1540.63.25.01.1	63	25
1540.63.50.01.1	63	50
1540.63.100.01.1	63	100
1540.100.80.01.1	100	80



Front & Rear Flanges - Steel

0110	Bore mm
1540.20.03F	20

Foot Brackets MS1 - Steel

0110	Bore mm
1540.20.05/1F	20

Rear Clevis MP2 - Aluminium

0110	Bore mm
1380.32.09F	32
1380.40.09F	40
1380.50.09F	50
1380.63.09F	63
1380.80.09F	80
1380.100.09F	100

Rear Narrow Clevis - Aluminium

0110	Bore mm
1380.80.30F	80

Rear Clevis MP4 - Aluminium

0110	Bore mm
1380.40.09/1F	40
1380.50.09/1F	50
1380.63.09/1F	63
1380.100.09/1F	100

Rear Male Clevis complete with Jointed Head - Aluminium

0110	Bore mm
1380.32.15F	32
1380.40.15F	40
1380.50.15F	50
1380.80.15F	80

Square Angle Trunnion - Aluminium

0110	Bore mm
1380.32.35F	32
1380.63.35F	63
1380.80.35F	80
1380.100.35F	100

1580U Reed Switch complete with LED

0110	Description
1580U	LED Reed Switch N/O

Please contact our Sales Department for full range of accessories

PNEUMATIC CYLINDER & TRANSMITTERS

Pencil Cylinder

The miniature cylinder with a piston diameter of 3mm is for general-purpose use in testing and other operations in very restricted spaces. Even with its small dimensions the cylinder offers the technical features of the proven series of larger miniature cylinders.

Single Acting

0047	Bore mm	Stroke mm
KU-40.100	3	6
Tech Sheet 10289		

Position Transmitter & Clamp

This unit acts as a 3/2 valve, it can be actuated either by a magnetic cylinder piston or by iron (FE). Use the clamp 33.006 to mount the transmitter onto the cylinder.

Transmitter not included

Working Temperature:
10° to + 60°C

Working Pressure:
2 to 6 bar

Suitable for sizes 8mm to 100mm. For other applications, the 4mm thread on the other side of the housing can be used.

Medium: Compressed air oil free



Transmitter not included

Transmitter, Pneumatic

0047	ID mm
KU-33.21.326	3
Tech Sheet 10290	

Clamp

0047	To Suit
KU-33.006	8mm to 100mm Cylinders
Tech Sheet 10290	

FT PRO

For **FT Pro hose reels** see pages **1449-1453**

ROUND RNDC CYLINDERS

Double Acting Cylinders

Clean profile cylinders available in different versions
- Configuration with or without magnet
- Single and double acting
- Single or through-rod
- Pneumatic cushioning on request
- Range of gaskets available in NBR, polyurethane and FKM/FPM (for high temperatures)

Technical Specification
- Fluid: unlubricated air (lubrication, if used, must be continuous)
- Sensor magnet: all versions come complete with magnet
- Piston rod material: C45 chrome rod, technolopolymer piston rod
- Piston seal: NBR

Temperature Range:
10°C to +80°C

Maximum Operating Pressure:
10 bar

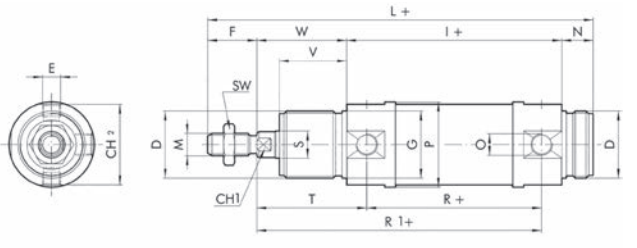

Dimensions

Ø	D	E	F	ØG	CH1	I	L	M	N	O	Ø P	R	ØS	SW	T	CH2	V	W	L1
32	M30x1.5	M8x1	22	30	10	96	172	M10x1.25	14	G1/8	38	78	12	17	49	36	30	40	220
40	M38x1.5	M10x1	24	38	13	113	198	M12x1.25	16	G1/4	46	89	16	19	57	43	35	45	251
50	M45x1.5	M12x1.5	32	45	17	120	220	M16x1.5	18	G1/4	57	96	20	24	62	54	38	50	284

Components

1. Piston rod: C45 steel or stainless steel, thick chromed
2. Piston rod gasket: polyurethane, NBR or FKM/FPM
3. Guide bushing: steel strip with bronze and PTFE insert
4. Barrel: drawn anodised aluminium alloy
5. Half-piston: self-lubricating technopolymer with integrated cushioning olives
6. Magnet: plastoferrite
7. Piston gasket: polyurethane, NBR or FKM/FPM
8. Head: anodised aluminium alloy

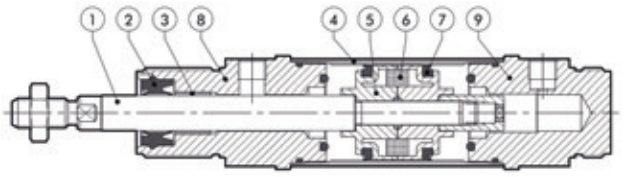

Other variants available on request

Magnetic & Cushioned

9195	Diameter mm	Stroke mm
1120320025CN	32	25
1120320050CN	32	50
1120320080CN	32	80
1120320100CN	32	100
1120320125CN	32	125
1120320160CN	32	160
1120320200CN	32	200
1120320250CN	32	250
1120400025CN	40	25
1120400050CN	40	50
1120400080CN	40	80
1120400100CN	40	100

9195	Diameter mm	Stroke mm
1120400125CN	40	125
1120400160CN	40	160
1120400200CN	40	200
1120400250CN	40	250
1120500025CN	50	25
1120500050CN	50	50
1120500080CN	50	80
1120500100CN	50	100
1120500125CN	50	125
1120500160CN	50	160
1120500200CN	50	200
1120500250CN	50	250

ROUND RNDC CYLINDER ACCESSORIES

Foot Mounting

To suit RNDC Cylinders

9146	Ø	A	B	C	D	E	F	G	H	I	L	M	N	O
W0950320002	32	124	50	7	4	14	52	7	14	28	150	66	49	28
W0950400002	40	153	60	10	5	20	60	9	18	30	178	80	58	33
W0950500002	50	160	64	10	6	20	70	9	20	40	190	90	70	40

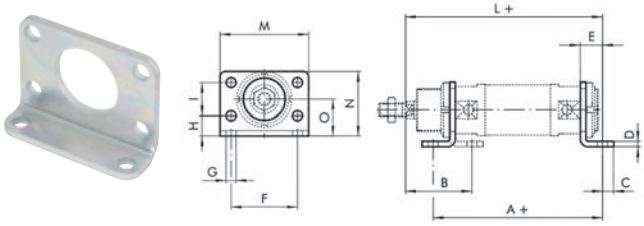

Counter Support

To suit RNDC Cylinders

9146	Ø	A	B	C	D	E	F	G	H	I	L	M	R	SW
W0950320005	32	40	35	24	4	7	8	12	46.1	20	127	60	12	13
W0950400005	40	50	40	30	5	9	10	13	57.5	28	146	74	13	17
W0950500005	50	54	45	34	6	9	10	14	69.1	36	158	89	14	19

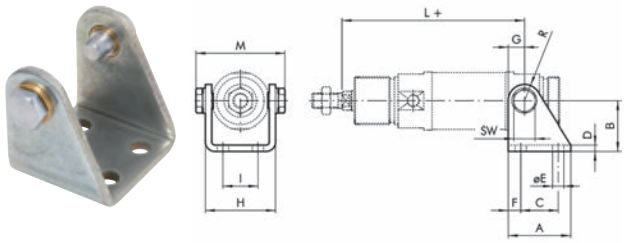

Head Lock Ring

To suit RNDC Cylinders

9146	Ø	A	B	C
W0950320010	32	M30 x 1.5	45	7
W0950400010	40	M38 x 1.5	50	8
W0950500010	50	M45 x 1.5	58	9

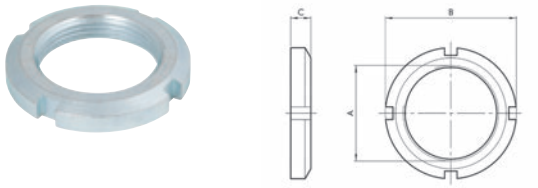

Fork Clevis

To suit RNDC Cylinders

9146	Ø	ØM	A	B	C	L	F	D	N
W0950322020	32	10	20	10	20	52	40	M10 x 1.25	26
W0950402020	40	12	24	12	24	62	48	M12 x 1.25	32
W0950502020	50/63	16	32	16	32	83	64	M16 x 1.5	40

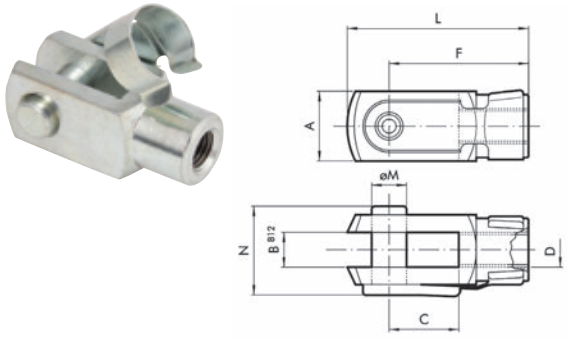

Spherical Rod Eye

To suit RNDC Cylinders

9146	Ø	ØM	C	B1	B	A	L	F	D	ØG	CH
W0950322025	32	10	15	10.5	14	28	57	43	M10 x 1.25	15	17
W0950402025	40	12	17	12	16	32	66	50	M12 x 1.25	17.5	19
W0950502025	50	16	22	15	21	42	85	64	M16 x 1.5	22	22

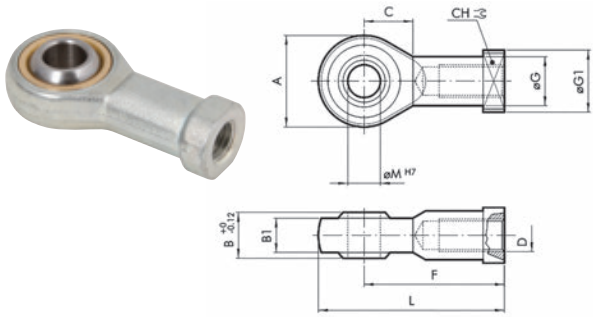

ROUND RNDC CYLINDER ACCESSORIES

Articulated Joint

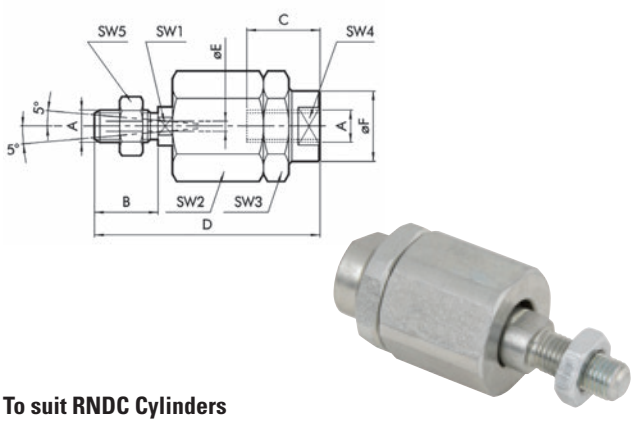

To suit RNDC Cylinders

9146	Ø	A	B	C	D	ØE	ØF	SW1	SW2	SW3	SW4	SW5
W0950322030	32	M10 x 1.25	20	20	71	4	22	12	30	30	19	17
W0950402030	40	M12 x 1.25	24	20	75	4	22	12	30	30	19	19
W0950502030	50	M16 x 1.5	32	32	103	4	32	20	41	41	30	24

Flexible Collar



To suit RNDC Cylinders

9146	Ø	A	B	C	CH	ØD	ØD1	F	ØG	ØG1	P	S	S1
W0950326021	32	49	36	30	13	11	6.5	M10 x 1.25	39.5	17	6.5	12	10
W0950406021	40	59	42	36	15	14	8.5	M12 x 1.25	44	19	8.5	15	13.5
W0950506021	50	79	58	44	22	17	10.5	M16 x 1.5	59	26	10.5	20	15

Reed Switch & Bracket

Technical Data

Type		Contact
Maximum AC/DC voltage	V	Reed + varistor + LED 2 wires
		Reed + varistor + LED NO
		220 ISO cylinder
Maximum current at +25°C	mA	1,000
Power with inductive load	VA	15
Power with resistive load	Watt	50
Switch-on time	M sec	1.2

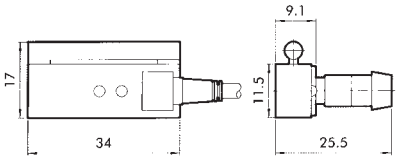

To suit ISO 6432 Cylinders

9146	Description
W0950000201	Reed Switch

Reed Switch & Bracket

Technical Data

Type		Contact
Switch-off time	M sec	0.1
Cable length		2.5m
Cable material		Soft PVC
Switch-on point	Gauss	110
Switch-off point	Gauss	95
Contact resistance		0.1

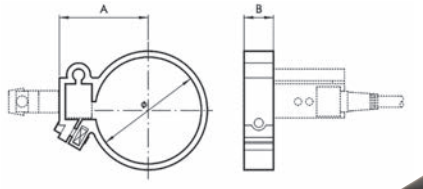

To suit RNDC Cylinders

9146	Description
W0950000132	Bracket for RNDC Ø32 Cylinder
W0950000140	Bracket for RNDC Ø40 Cylinder
W0950000150	Bracket for RNDC Ø50 Cylinder

ROUNDLINE CYLINDERS & MOUNTINGS

Roundline Cylinders

- One fifth shorter than the basic length of a corresponding VDMA/ISO cylinder
- Low friction, long life seals
- High strength, double crimped end cap design
- Standard magnetic piston for full control system versatility
- Non-lube operation
- Choice of porting option for compact installation

Medium:
Compressed air, filtered, lubricated or non-lubricated

Operation (Double Acting):
Double acting, buffer cushioning

Piston Rod (Single Acting):
Stainless steel (16 mm bore martensitic, 20 to 40mm bore austenitic)

Piston Rod (Double Acting):
Stainless steel (16mm bore martensitic, 20 to 63mm bore austenitic)

Barrel: Stainless steel (austenitic)

Seals and O-Rings: Nitrile

Wiper: Polyurethane

End Covers: Aluminium

Single Acting:

Double Acting:

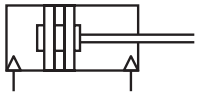

Working Temperature:
-5°C to +80°C

Working Pressure:
2 to 10 bar

Working Temperature:
-5°C to +80°C

Working Pressure:
1 to 10 bar

Single Acting RT/57100/M, Side Port - Sprung In

0036	Bore mm	Stroke mm	Thread
RT/57116/M/25	16	25	M5
RT/57120/M/25	20	25	Rc 1/8
RT/57125/M/25	25	25	Rc 1/8
RT/57125/M/50	25	50	Rc 1/8
RT/57132/M/50	32	50	Rc 1/8
RT/57140/M/50	40	50	Rc 1/8
Tech Sheet 10315			

Single Acting RT/57100/M, Axial Port - Sprung In

0036	Bore mm	Stroke mm	Thread
RT/57116/MC/25	16	25	M5
Tech Sheet 10315			

Double Acting RT/57200/M, Side Port - Rear Eye

0036	Bore mm	Stroke mm	Thread
RT/57216/M/25	16	25	M5
RT/57216/M/80	16	80	M5
RT/57220/M/10	20	10	Rc 1/8
RT/57220/M/25	20	25	Rc 1/8
RT/57220/M/100	20	100	Rc 1/8
RT/57225/M/25	25	25	Rc 1/8
RT/57225/M/50	25	50	Rc 1/8
RT/57225/M/80	25	80	Rc 1/8
RT/57225/M/100	25	100	Rc 1/8
RT/57225/M/160	25	160	Rc 1/8
RT/57232/M/25	32	25	Rc 1/8
RT/57232/M/50	32	50	Rc 1/8
RT/57232/M/80	32	80	Rc 1/8
RT/57232/M/100	32	100	Rc 1/8
RT/57232/M/160	32	160	Rc 1/8
RT/57240/M/50	40	50	Rc 1/8
RT/57240/M/80	40	80	Rc 1/8
RT/57240/M/100	40	100	Rc 1/8
Tech Sheet 10315			

Double Acting RT/57200/M, Side Port - Flat End

0036	Bore mm	Stroke mm	Thread
RT/57216/MF/10	16	10	M5
RT/57220/MF/50	20	50	Rc 1/8
RT/57225/MF/25	25	25	Rc 1/8
RT/57225/MF/50	25	50	Rc 1/8
RT/57240/MF/80	40	80	Rc 1/8
Tech Sheet 10315			

Roundline Mountings

Clevis Foot Mounting

0036	Bore mm
QM/946	16
QM/57025/24	25
QM/57040/24	40
Tech Sheet 10315	

Piston Rod Locknut

0036	Bore mm
M/P1501/60	20
M/P1501/89	25 & 32
M/P1501/90	40
Tech Sheet 10315	

Female Piston Rod Clevis

0036	Bore mm
QM/57016/25	16
QM/57020/25	20
QM/57025/25	25
QM/57032/25	32
Tech Sheet 10315	

Piston Rod Eye

0036	Bore mm
QM/8040/32	40
Tech Sheet 10315	

Switch Mounting Bracket (QM33)

0036	Bore mm
QM/33/032/22	32
QM/33/040/22	40
Tech Sheet 10315	

Pneumatic Grippers

- Uses a single piston structure to generate a large gripping force
- Integrated variable flow valve to conveniently adjust the speed of opening and closing of the fingers
- Precise positioning accuracy when gripping components
- Body profile adapted with grooves for mounting sensor switches
- Integrated magnet for added control
- Gripping jaw opening and closing angle 30° to -10°
- Single acting N/O available on request
- Interchangeability: SMC

KHFY: Double Acting

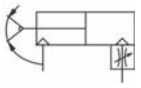

Double Acting, Angular Style

0415	Thread	Bore mm	Optimum Gripping Points Length mm
KHFY6	M3 x 0.5	6	30
KHFY10	M3 x 0.5	10	30
KHFY16	M5 x 0.8	16	40
KHFY20	M5 x 0.8	20	60
KHFY25	M5 x 0.8	25	70
KHFY32	M5 x 0.8	32	85
Tech Sheet 20470			

- Integrated linear guide rail for high precision and rigidity
- Positioning pin at the base of the unit to prevent deviation of the rail and body
- Deeper hole on the body to improve precision and consistency when dismounting and positioning
- Variable positioning jaws
- Body profile adapted with grooves for mounting sensor switches
- Other finger types available on request
- Single acting N/O and N/C available on request
- Interchangeability: SMC

KHFZ: Double Acting

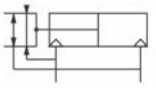

Double Acting, Parallel Style

0415	Thread	Bore mm	Optimum Gripping Points Length mm	Open Diameter mm	Closed Diameter mm
KHFZ10	M3 x 0.5	6	5-50	15.5	11.5
KHFZ16	M5 x 0.8	16	5-55	21.0	15.0
KHFZ20	M5 x 0.8	20	5-80	26.5	16.5
KHFZ25	M5 x 0.8	25	5-100	33.5	19.5
Tech Sheet 20471					

How to select product:

Please select pneumatic finger according to the following steps:

The selection of the effective gripping force ⟶ the confirmation of the gripping point ⟶ the confirmation of the external force put on the gripping jaw.

The selection of the gripping force:

The gripping work-pieces shown, on the impact condition of ordinary handling state, taking safety coefficient a=4, have a gripping force that is more than 10-20 times of the mass of the gripped objects

μ = 0.2	μ = 0.1
$F = \frac{mg}{2 \times 0.2} \times 4 = 10 \times mg$	$F = \frac{mg}{2 \times 0.1} \times 4 = 20 \times mg$
10 times of the mass of the gripped objects	**20 times of the mass of the gripped objects**

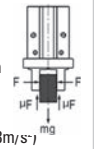

F: gripping force (N)

μ: friction coefficient between fittings and work-pieces

m: mass of work-pieces

g: acceleration of gravity (=9.8m/s²)

The condition that the work-pieces won't drop is 2 x μ F>mg, so:

$$F > \frac{mg}{2 \times \mu}$$

Safety coefficient is a, so F is:

$$F = \frac{mg}{2 \times \mu} \times a$$

Note: if the friction coefficient μ>D.2, for safety, please also select clamping force according to the principle of 10-20 times of the mass of the clamped objects. As for large acceleration and shock, it requires for greater safety coefficient.

Slim profile for discreet safe mounting to grippers.

Sensor Switch, Two-line, N/O

0415	Connection	Connecting Cable	Length Metres
KDS1-H-C08	Straight	M8 Quick Joint	0.15
KDS1-H-020	Straight	-	2
KDS1-H-030	Straight	-	3
KDS1-H-050	Straight	-	5
KDS1-HL-C08	90°	M8 Quick Joint	0.15
KDS1-HL-020	90°	-	2
KDS1-HL-030	90°	-	3
KDS1-HL-050	90° Connection	-	5
Tech Sheet 20472			

Sensor Switch, Three-line NPN with No Contact (Current Flows In), N/O

0415	Connection	Connecting Cable	Length Metres
KDS1-H-N-C08	Straight	M8 Quick Joint	0.15
KDS1-H-N-020	Straight	-	2
KDS1-H-N-030	Straight	-	3
KDS1-H-N-050	Straight	-	5
KDS1-HL-N-C08	90°	M8 Quick Joint	0.15
KDS1-HL-N-020	90°	-	2
KDS1-HL-N-030	90°	-	3
KDS1-HL-N-050	90°	-	5
Tech Sheet 20472			

Sensor Switch, Three-line PNP with No Contact (Current Flows Out), N/O

0415	Connection	Connecting Cable	Length Metres
KDS1-H-P-C08	Straight	M8 Quick Joint	0.15
KDS1-H-P-020	Straight	-	2
KDS1-H-P-030	Straight	-	3
KDS1-H-P-050	Straight	-	5
KDS1-HL-P-C08	90°	M8 Quick Joint	0.15
KDS1-HL-P-020	90°	-	2
KDS1-HL-P-030	90°	-	3
KDS1-HL-P-050	90°	-	5
Tech Sheet 20472			

DRVS SEMI-ROTARY VANE DRIVE

Features



Product Description

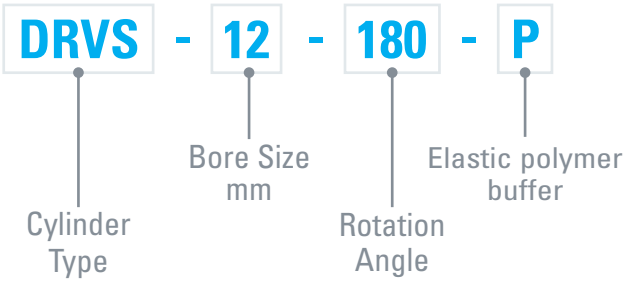

SEMI-ROTARY DRIVES, DRVS

Rotary Vane, Double Acting

- Modern and compact design
- Lighter than other semi-rotary drives
- Housing protected against splash water and dust
- Selected types in accordance with ATEX directive for potentially explosive atmospheres

Ambient Temperature:
-10°C to +60°C

Working Pressure:
3.5 to 8 bar (Size: 6, 8mm)
2.5 to 8 bar (Size: 12, 16mm)
2 to 8 bar (Size: 25, 32, 40mm)

Elastic Cushioning Rings, M3 Connection

0009	Size	Nominal Swivel Angle	Manufacturer's Code
1845706	6	90°	DRVS-6-90-P
1845707	6	180°	DRVS-6-180-P
1845708	8	90°	DRVS-8-90-P
1845709	8	180°	DRVS-8-180-P
Tech Sheet 20564			

Elastic Cushioning Rings, M5 Connection

0009	Size	Nominal Swivel Angle	Manufacturer's Code
1845710	12	90°	DRVS-12-90-P
1845711	12	180°	DRVS-12-180-P
1845712	12	270°	DRVS-12-270-P
1845713	16	90°	DRVS-16-90-P
1845714	16	180°	DRVS-16-180-P
1845715	16	270°	DRVS-16-270-P
1845716	25	90°	DRVS-25-90-P
1845717	25	180°	DRVS-25-180-P
1845718	25	270°	DRVS-25-270-P
Tech Sheet 71599			

Position Sensor

0009	Weight	For Drives	Type
2619969	25g	DSM 6, DRVS 6	SRBS-Q12-6-E270-EP-1-S-M8

Elastic Cushioning Rings, G1/8 Connection

0009	Size	Nominal Swivel Angle	Manufacturer's Code
1845719	32	90°	DRVS-32-90-P
1845720	32	180°	DRVS-32-180-P
1845721	32	270°	DRVS-32-270-P
1845722	40	90°	DRVS-40-90-P
1845723	40	180°	DRVS-40-180-P
1845724	40	270°	DRVS-40-270-P
Tech Sheet 71600			

For **Festo MS Series**
see page **658**

Panel Mount Valves, Manual & Mechanical 3/2 Way Valves

Medium: Clean compressed air. Filtered (40µm)
Material: Valve body aluminium alloy
Seals: Nitrile

Working Temperature: -20°C to +70°C

Maximum Working Pressure: 10 bar

2 Year Warranty

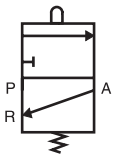

Basic Valve, Metric & BSPP

0335	Thread
K3M3B-05	M5
K3M3B-06	1/8"
K3M3B-08	1/4"
Tech Sheet 3097	

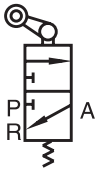

One Way Roller Lever Valve, Metric & BSPP

0335	Thread
K3M3L-05	M5
K3M3L-06	1/8"
K3M3L-08	1/4"
Tech Sheet 3097	

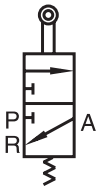

Roller Lever Valve, Metric & BSPP

0335	Thread
K3M3R-05	M5
K3M3R-06	1/8"
K3M3R-08	1/4"
Tech Sheet 3097	

Lever/Lever, Metric & BSPP

0335	Thread
K3M3Y-05	M5
K3M3Y-06	1/8"
K3M3Y-08	1/4"
Tech Sheet 3097	

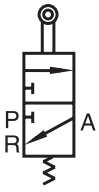

Roller Valve, Metric & BSPP

0335	Thread
K3M3V-05	M5
K3M3V-06	1/8"
K3M3V-08	1/4"
Tech Sheet 3097	

MANUAL & MECHANICAL VALVES

Panel Mount Valves, Manual & Mechanical 3/2 Way Valves

Medium: Clean compressed air. Filtered (40µm)
Material: Valve body aluminium alloy
Seals: Nitrile

Working Temperature: -20°C to +70°C

Maximum Working Pressure: 10 bar

2 Year Warranty

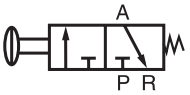

Push Button (Shrouded), Metric & BSPP

0335	Thread	Colour
K3M3PF-05-B	M5	Black
K3M3PF-05-G	M5	Green
K3M3PF-05-R	M5	Red
K3M3PF-06-B	1/8"	Black
K3M3PF-06-G	1/8"	Green
K3M3PF-06-R	1/8"	Red
K3M3PF-08-B	1/4"	Black
K3M3PF-08-G	1/4"	Green
K3M3PF-08-R	1/4"	Red
Tech Sheet 3097		

Push Button (External), Metric & BSPP

0335	Thread	Colour
K3M3PP-05-B	M5	Black
K3M3PP-05-G	M5	Green
K3M3PP-05-R	M5	Red
K3M3PP-06-B	1/8"	Black
K3M3PP-06-G	1/8"	Green
K3M3PP-06-R	1/8"	Red
K3M3PP-08-B	1/4"	Black
K3M3PP-08-G	1/4"	Green
K3M3PP-08-R	1/4"	Red
Tech Sheet 3097		

Palm Button, Metric & BSPP

0335	Thread	Colour
K3M3PM-05-B	M5	Black
K3M3PM-05-G	M5	Green
K3M3PM-05-R	M5	Red
K3M3PM-06-B	1/8"	Black
K3M3PM-06-G	1/8"	Green
K3M3PM-06-R	1/8"	Red
K3M3PM-08-B	1/4"	Black
K3M3PM-08-G	1/4"	Green
K3M3PM-08-R	1/4"	Red
Tech Sheet 3097		

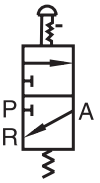

Palm Button, Latching, Metric & BSPP

0335	Thread	Colour
K3M3PL-05-R	M5	Red
K3M3PL-06-R	1/8"	Red
K3M3PL-08-R	1/4"	Red
Tech Sheet 3097		

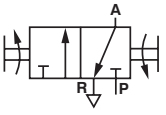

2 Position Selector Switch, Metric & BSPP

0335	Thread
K3M3HS05	M5
K3M3HS06	1/8"
K3M3HS08	1/4"
Tech Sheet 3097	

Manual 3/2 Way Valves

Medium: Clean compressed air. Filtered (40µm) and lubricated
Material: Aluminium alloy
Seals: Nitrile

Working Temperature: -20°C to +70°C

Maximum Working Pressure: 8 bar

2 Year Warranty

Push/Pull, BSPP

0335	Thread
CKL110-06	1/8"
CKL210-08	1/4"
CKL310-10	3/8"
Tech Sheet 3032	

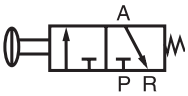

Push Button (Shrouded), 1/8" BSPP

0335	Colour
KSCPF-06-B	Black
KSCPF-06-G	Green
KSCPF-06-R	Red
Tech Sheet 3038	

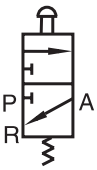

Push Button (External), 1/8" BSPP

0335	Colour
KSCPP-06-B	Black
KSCPP-06-G	Green
KSCPP-06-R	Red
Tech Sheet 3038	

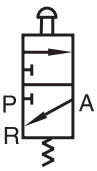

Palm Button, 1/8" BSPP

0335	Colour
KSCPM-06-B	Black
KSCPM-06-G	Green
KSCPM-06-R	Red
Tech Sheet 3038	

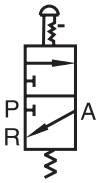

Palm Button, Latching, 1/8" BSPP

0335	Colour
KSCPL-06-R	Red
Tech Sheet 3038	

Lever/Lever, 1/8" BSPP

0335
KSY-06
Tech Sheet 3038

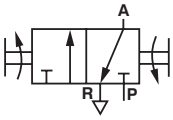

Switch, 1/8" BSPP

0335	Colour
KSCHS-06-B	Black
KSCHS-06-G	Green
KSCHS-06-R	Red
Tech Sheet 3038	

MANUAL & MECHANICAL VALVES

Working Temperature:
-20°C to +70°C

2 Year Warranty

Mechanical 3/2 Way Valves

Maximum Working Pressure:
8 bar

One Way Roller Lever, 1/8" BSPP

0335
KSCL-06
Tech Sheet 3038

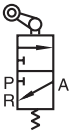

Maximum Working Pressure:
8 bar

Roller, 1/8" BSPP

0335
KSCV-06
Tech Sheet 3038

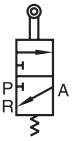

Maximum Working Pressure:
8 bar

Roller Lever, 1/8" BSPP

0335
KSCR-06
Tech Sheet 3038

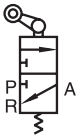

Maximum Working Pressure:
8 bar

Plunger, 1/8" BSPP

0335
KCB-06
Tech Sheet 3038

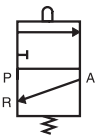

Maximum Working Pressure:
10 bar

Roller/Spring, 1/8" BSPP

0335
ZMCR-06-W
Tech Sheet 10061

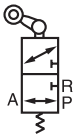

Maximum Working Pressure:
10 bar

Adjustable Roller/Spring, 1/8" BSPP

0335
ZMCJ-06-W
Tech Sheet 10061

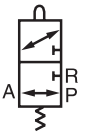

Maximum Working Pressure:
10 bar

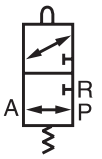

Antenna/Spring, 1/8" BSPP

0335
ZMCP-06-W
Tech Sheet 10061

Manual 4/2 Way Valves

Maximum Working Pressure:
10 bar

Lever/Lever, BSPP

0335	Thread
DKHV210-06-S	1/8"
DKHV310-08-S	1/4"
DKHV310-10-S	3/8"
DKHV410-15-S	1/2"
DKHV410-20-S	3/4"
Tech Sheet 3033	

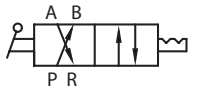

Manual 4/3 Way Valves

Maximum Working Pressure:
10 bar

Lever/Lever/Lever (Fully Sealed Mid Position), BSPP

0335	Thread
DKHV230-C-06-S	1/8"
DKHV330-C-08-S	1/4"
DKHV330-C-10-S	3/8"
DKHV430-C-15-S	1/2"
DKHV430-C-20-S	3/4"
Tech Sheet 3033	

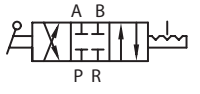

Working Temperature:
-20°C to +70°C

2 Year Warranty

Manual 5/2 Way Valves

Maximum Working Pressure:
8 bar

Push/Pull, BSPP

0335	Thread
DKL110-06	1/8"
DKL210-08	1/4"
DKL310-10	3/8"
Tech Sheet 3034	

Maximum Working Pressure:
8 bar

Lever/Lever, BSPP

0335	Thread
DKH210-06	1/8"
DKH310-08	1/4"
DKH310-10	3/8"
Tech Sheet 3041	

Manual 5/3 Way Valves

Maximum Working Pressure:
8 bar

Lever/Lever/Lever, Fully Sealed Mid Position, BSPP

0335	Thread
DKH230-C-06	1/8"
DKH230-C-08	1/4"
DKH330-C-10	3/8"
Tech Sheet 3045	

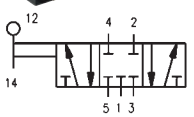

Maximum Working Pressure:
8 bar

Lever/Spring/Lever, Fully Sealed Mid Position, BSPP

0335	Thread
DKHA230-C-06	1/8"
DKHA230-C-08	1/4"
DKHA330-C-10	3/8"
Tech Sheet 3046	

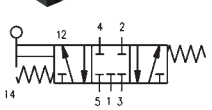

Manual 5/2 Way Foot Valves

Maximum Working Pressure:
8 bar



Foot/Spring, 1/4" BSPP

0335	Description
DKF210-08	-
DKF210-08G	Guarded
Tech Sheet 3055	

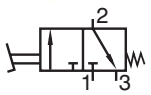

Maximum Working Pressure:
8 bar

Foot/Foot, 1/4" BSPP

0335	Description
DKF210-08L	-
DKF210-08LG	Guarded
Tech Sheet 3055	

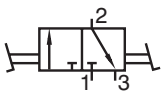

Flow Control Valves

Maximum Working Pressure:
0.5 to 10 bar

Uni-directional, BSPP

0335	Thread
K100-06	1/8"
K200-08	1/4"
K300-10	3/8"
K300-15	1/2"
Tech Sheet 3056	

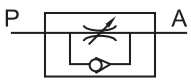

3/2 Hand Slide Valves

Maximum Working Pressure:
10 bar

Hand Slide Valves, BSPP

0335	Thread
KSV-06	1/8"
KSV-08	1/4"
KSV-10	3/8"
KSV-15	1/2"
KSV-20	3/4"
KSV-25	1"
Tech Sheet 3035	

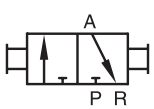

MECHANICAL VALVES, MINIATURE

Technical Data

- Valve fitting port: push-in fitting for pip diameter, 4mm tube or M5 thread
- Fluid: filtered air without lubrication. Lubrication, if used, must be continuous
- Type: with poppet
- Nominal diameter: 2.5mm
- Conductance C: 16.5 Nl/min – bar
- Critical ratio b: 0.003 bar/bar
- Flow rate at 6 bar P 0.5 bar: 35 Nl/min
- Flow rate at 6 bar P 1 bar: 60 Nl/min
- Actuation force, plunger at 6 bar: 8N
- Recommended lubricant: ISO and UNI FD22
- Installation: in any position

Operating Temperature Range: 10°C to +60°C

Operating Pressure: 0.5-10 bar

'VME' Roller Valve

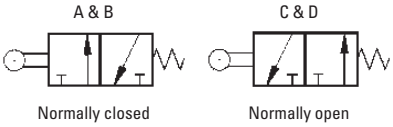

4mm Push-in Fittings

9149	Description	Figure
W3501000200	3/2 Way, Normally Closed, Bottom Ported	A
W3501001201	3/2 Way, Normally Closed, Side Ported	B
W3501000201	3/2 Way, Normally Open, Bottom Ported	C
W3501001200	3/2 Way, Normally Open, Side Ported	D

M5 Thread

9149	Description	Figure
W3501000211	3/2 Way, Normally Closed, Bottom Ported	A
W3501001211	3/2 Way, Normally Closed, Side Ported	B
W3501000210	3/2 Way, Normally Open, Bottom Ported	C
W3501001210	3/2 Way, Normally Open, Side Ported	D

'VME' One Way Roller Valve

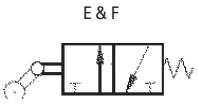

4mm Push-in Fittings

9149	Description	Figure
W3501000300	3/2 Way, Normally Closed, Bottom Ported	E
W3501001301	3/2 Way, Normally Closed, Side Ported	F

M5 Thread

9149	Description	Figure
W3501000311	3/2 Way, Normally Closed, Bottom Ported	E
W3501001311	3/2 Way, Normally Closed, Side Ported	F

'VME' Plunger Valve

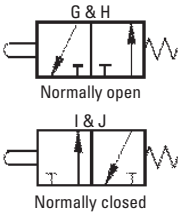

4mm Push-in Fittings

9149	Description	Figure
W3501000101	3/2 Way, Normally Open, Bottom Ported	G
W3501001100	3/2 Way, Normally Open, Side Ported	H
W3501000100	3/2 Way, Normally Closed, Bottom Ported	I
W3501001101	3/2 Way, Normally Closed, Side Ported	J

M5 Thread

9149	Description	Figure
W3501000110	3/2 Way, Normally Open, Bottom Ported	G
W3501001110	3/2 Way, Normally Open, Side Ported	H
W3501000111	3/2 Way, Normally Closed, Bottom Ported	I
W3501001111	3/2 Way, Normally Closed, Side Ported	J

'VME' Panel Mounted Plunger Valve

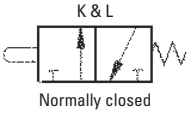

4mm Push-in Fittings

9149	Description	Figure
W3501000400	3/2 Way, Normally Closed, Bottom Ported	K
W3501001401	3/2 Way, Normally Closed, Side Ported	L

M5 Thread

9149	Description	Figure
W3501000411	3/2 Way, Normally Closed, Bottom Ported	K
W3501001411	3/2 Way, Normally Closed, Side Ported	L

Adaptor Plate

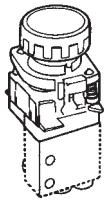

For 'VME' Push Button

9149	Description
0351000050	For Plunger Valves

MECHANICAL VALVES

Technical Specification
- Nominal diameter: 5mm
- Flow rate at 6 bar P1Δ bar: 550 Nl/min

Operating Temperature Range:
10°C to +60°C

Operating Pressure:
Direct control version: vacuum to 10 bar
Servo piloted version: 2.5 to 10 bar

3/2 Plunger Valve

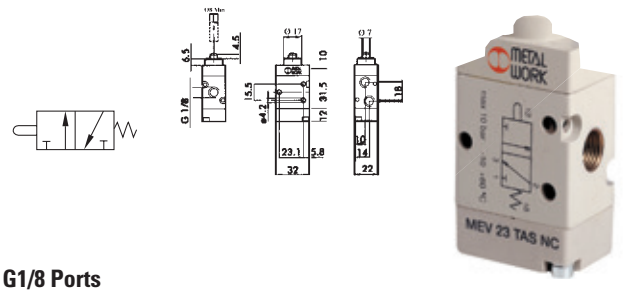

G1/8 Ports

9149	Description
7001000100	3/2 G1/8" Normally Closed

5/2 Plunger Valve

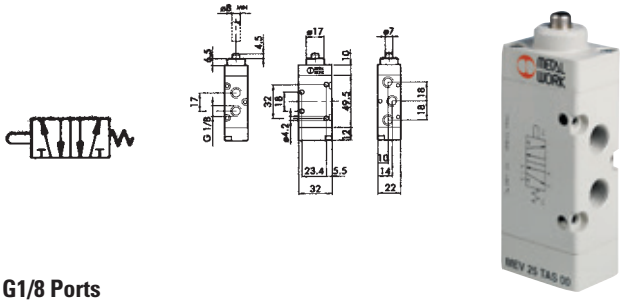

G1/8 Ports

9149	Description
7001000110	5/2 G1/8"

3/2 Roller Valve

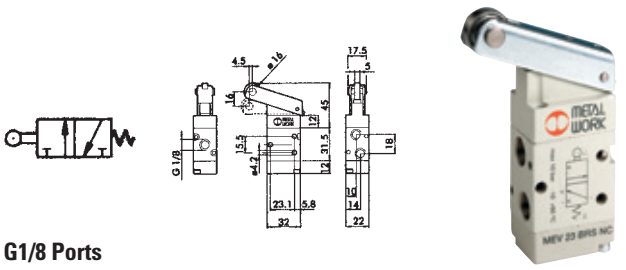

G1/8 Ports

9149	Description
7001000500	3/2 G1/8" Normally Closed

5/2 Roller Valve

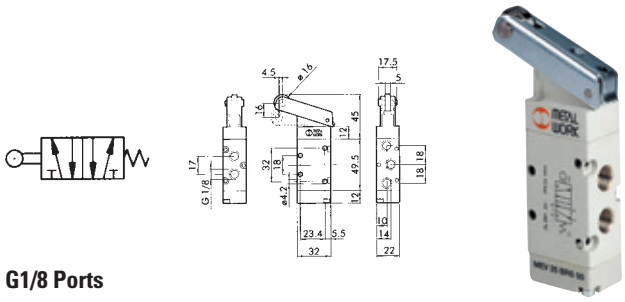

G1/8 Ports

9149	Description
7001000510	5/2 G1/8"

3/2 Unidirectional Lever Valve

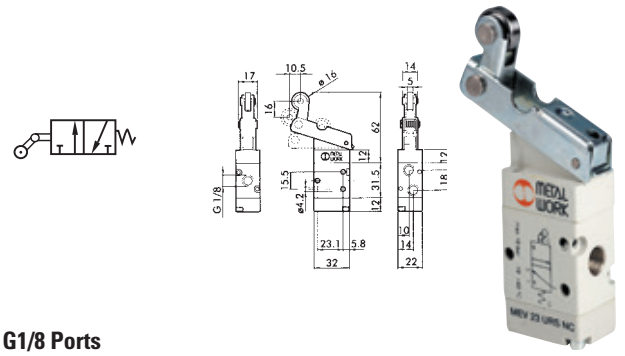

G1/8 Ports

9149	Description
7001000600	3/2 G1/8" Normally Closed

5/2 Unidirectional Lever Valve

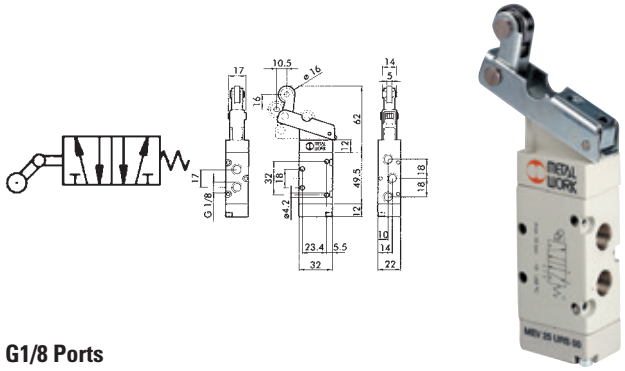

G1/8 Ports

9149	Description
7001000610	5/2 G1/8"

MECHANICAL VALVES

3/2 Sensitive Plunger Valve

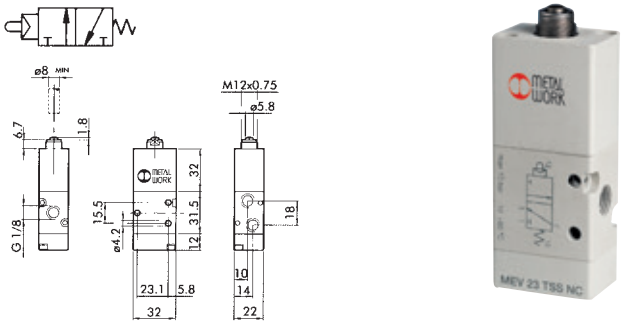

G1/8 Ports

9149	Description
7001000200	3/2 G1/8" Normally Closed

5/2 Sensitive Plunger Valve

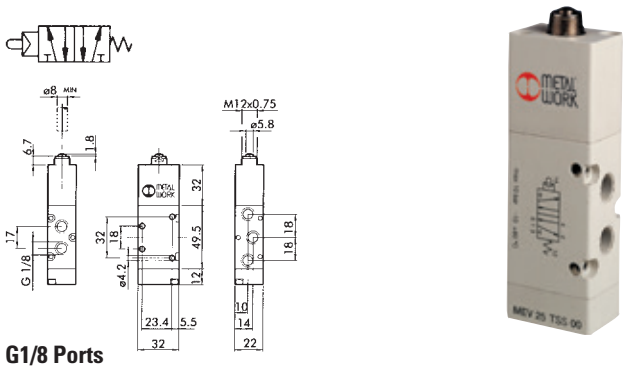

G1/8 Ports

9149	Description
7001000210	5/2 G1/8"

3/2 Sensitive Roller Lever Valve

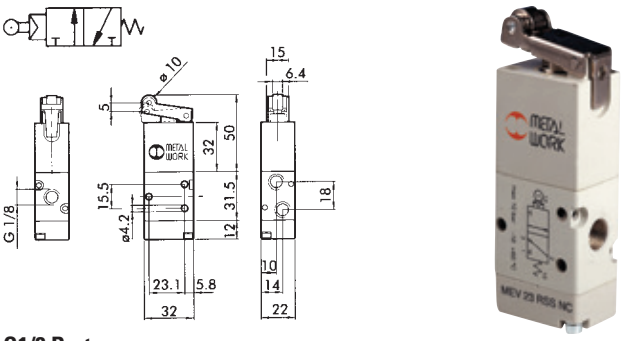

G1/8 Ports

9149	Description
7001000400	3/2 G1/8" Normally Closed

5/2 Sensitive Roller Lever Valve

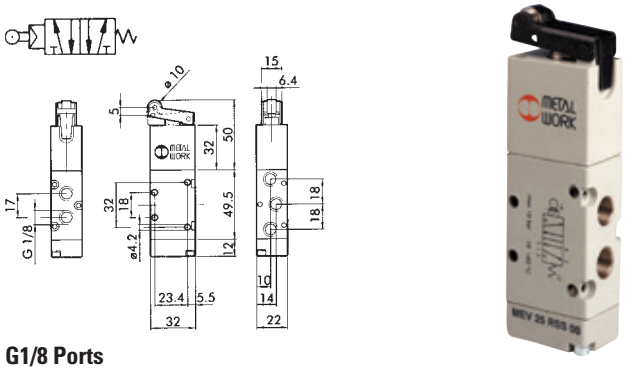

G1/8 Ports

9149	Description
7001000410	5/2 G1/8"

3/2 Sensitive Aerial Valve

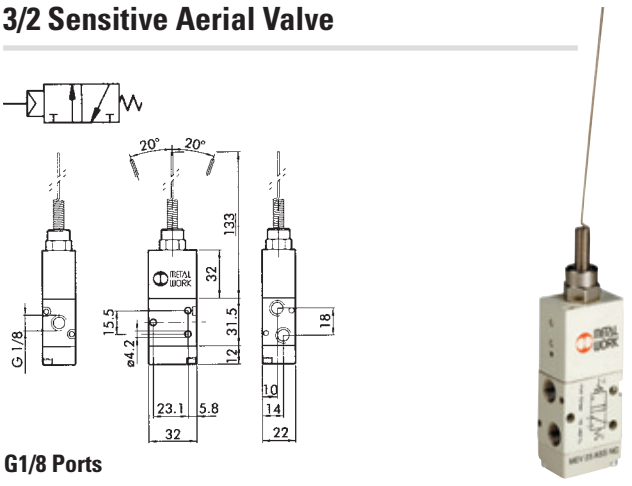

G1/8 Ports

9149	Description
7001000700	3/2 G1/8" Normally Closed

5/2 Sensitive Aerial Valve

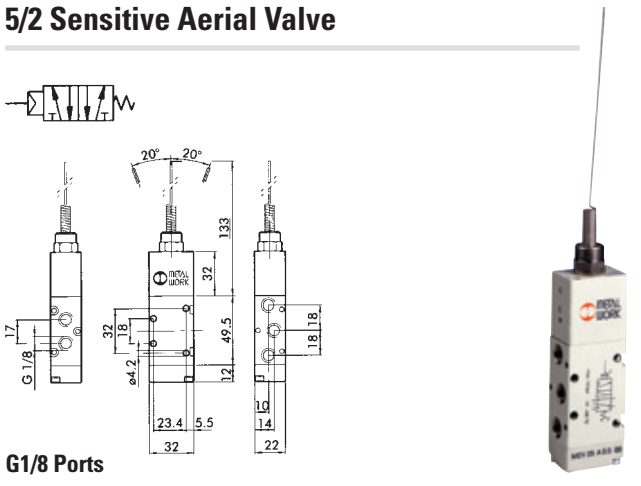

G1/8 Ports

9149	Description
7001000710	5/2 G1/8"

MECHANICAL VALVES

3/2 Plunger Valve for Manual Actuator

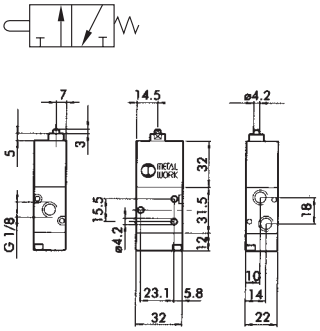

G1/8 Ports

9149	Description
7010001800	3/2 G1/8" Normally Closed

5/2 Plunger Valve for Manual Actuator

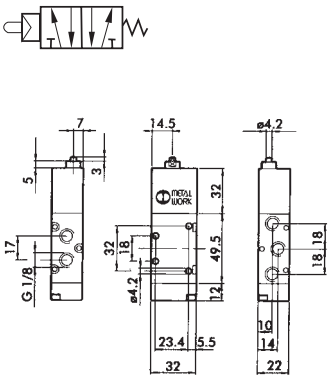

G1/8 Ports

9149	Description
7010001900	5/2 G1/8"

Adaptor Plate

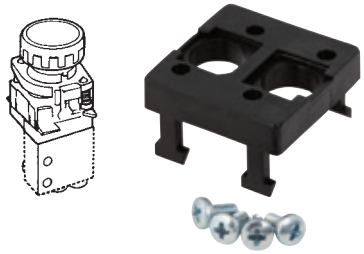

For VME Push Button

9149	Description
0351000050	For Plunger Valves

3/2 Roller Lever Valve

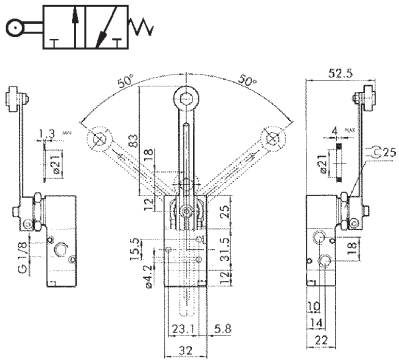

Swing Type G1/8 Ports

9149	Description
7001000900	3/2 G1/8" Ports Spring Return

5/2 Roller Lever Valve

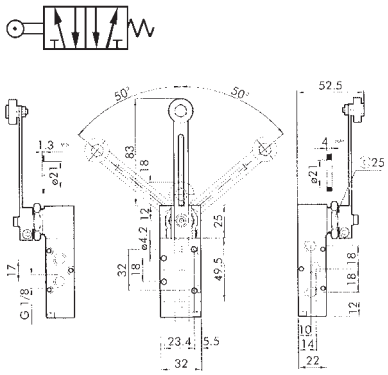

Swing Type G1/8 Ports

9149	Description
7001000910	5/2 G1/8" Ports Spring Return

HAND VALVES

3/2 Push/Pull Valve

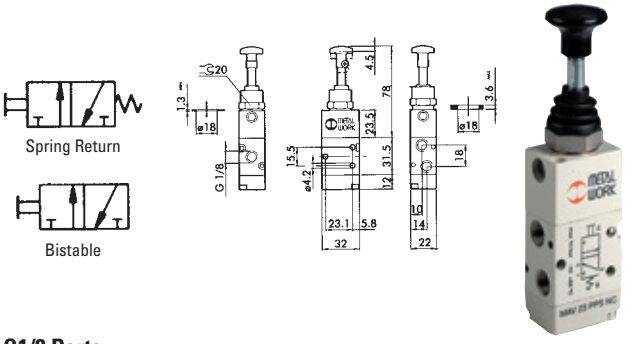

G1/8 Ports

9149	Description
7010001200	3/2 NC Spring Return, G1/8"
7010001300	3/2 NC Bistable, G1/8"

5/2 Push/Pull Valve

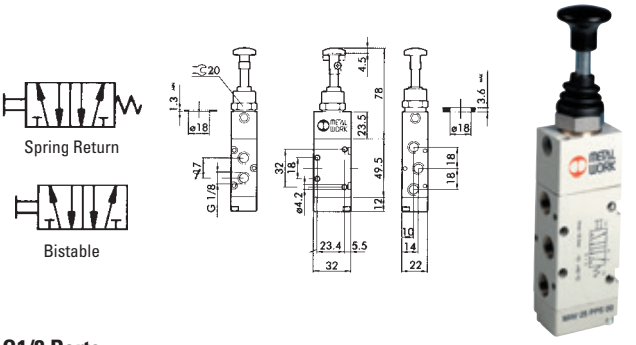

G1/8 Ports

9149	Description
7010001500	5/2 Spring Return, G1/8"
7010001600	5/2 Bistable, G1/8"

3/2 Top Lever Valve

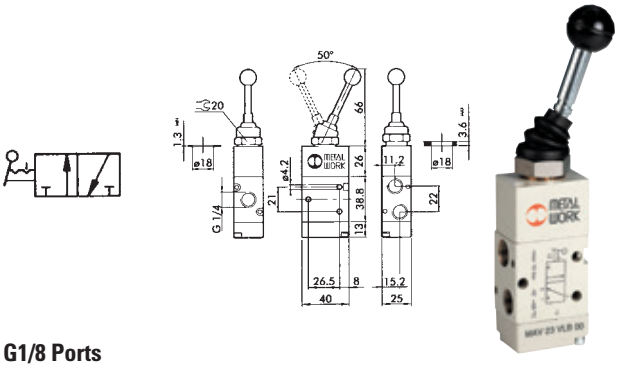

G1/8 Ports

9149	Description
7010001400	3/2 Bistable, G1/8"

3/2 Top Lever Valve

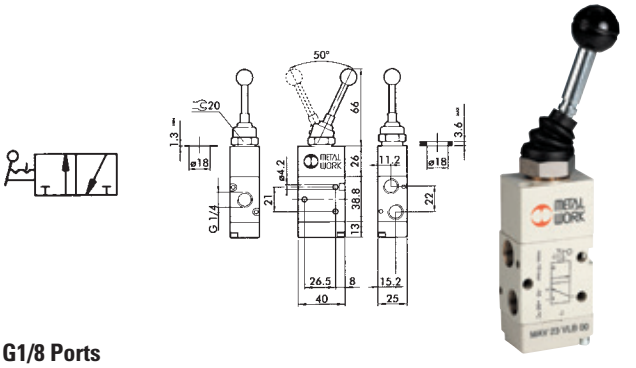

G1/8 Ports

9149	Description
7020001400	3/2 Bistable, G1/4"

5/2 Top Lever Valve

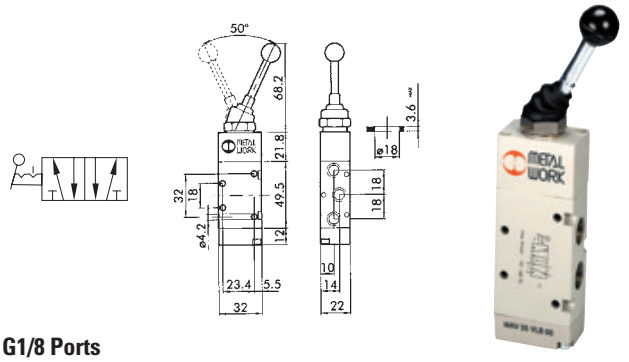

G1/8 Ports

9149	Description
7010001700	5/2 Bistable, G1/8"

5/2 Top Lever Valve

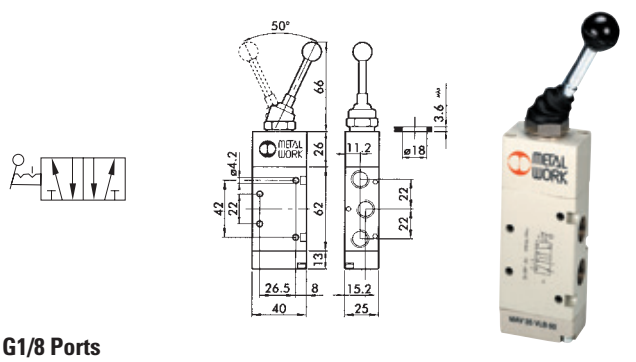

G1/8 Ports

9149	Description
7020001700	5/2 Bistable, G1/4"

HAND VALVES

3/2 Lever Valve, 90º

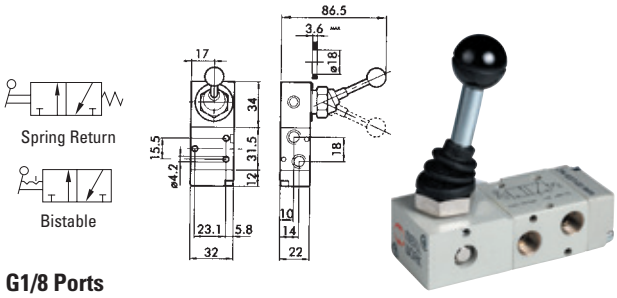

G1/8 Ports

9149	Description
7010000100	3/2 NC Spring Return, G1/8"
7010000200	3/2 Bistable, G1/8"

3/2 Lever Valve, 90º

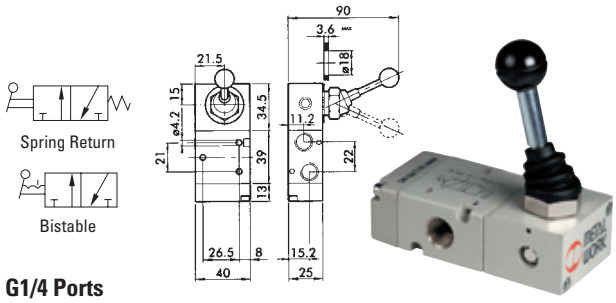

G1/4 Ports

9149	Description
7020000100	3/2 NC Spring Return, G1/4"
7020000200	3/2 Bistable, G1/4"

3/2 Lever Valve, 90º

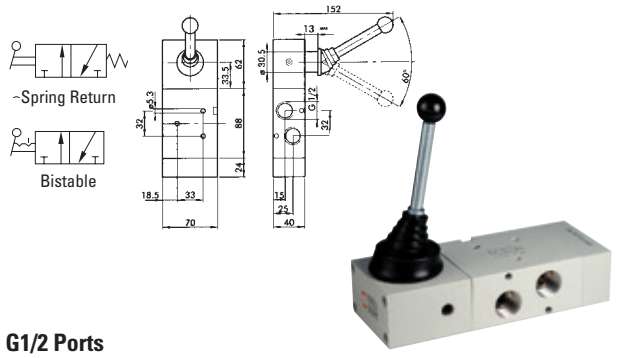

G1/2 Ports

9149	Description
7030000100	3/2 NC Spring Return, G1/2"
7030000200	3/2 Bistable, G1/2"

5/2 Lever Valve, 90º

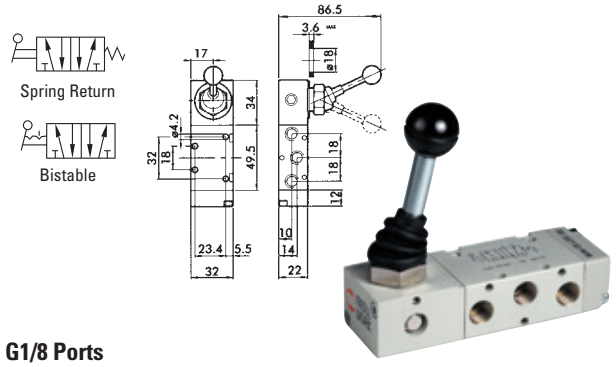

G1/8 Ports

9149	Description
7010000300	5/2 Spring Return, G1/8"
7010000400	5/2 Bistable, G1/8"

5/2 Lever Valve, 90º

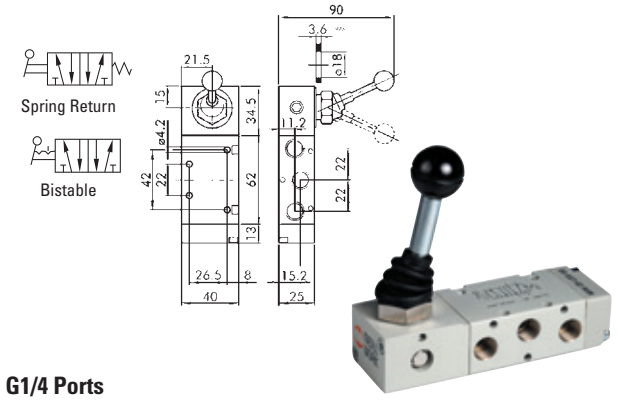

G1/4 Ports

9149	Description
7020000300	5/2 Spring Return, G1/4"
7020000400	5/2 Bistable, G1/4"

5/2 Lever Valve, 90º

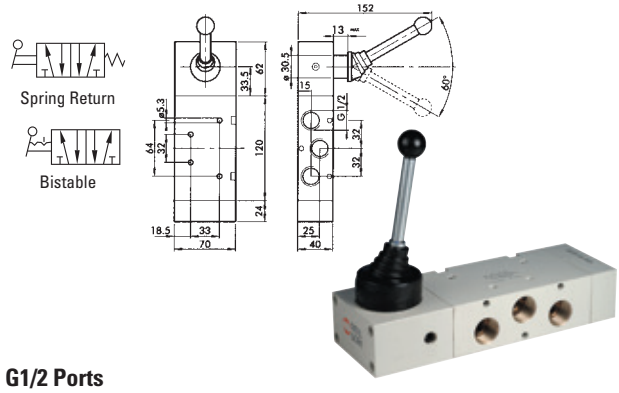

G1/2 Ports

9149	Description
7030000300	5/2 Spring Return, G1/2"
7030000400	5/2 Bistable, G1/2"

HAND VALVES

5/3 Lever Valve, Closed Centres

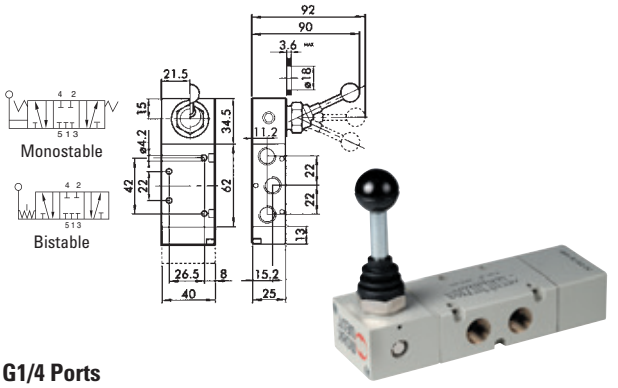

G1/4 Ports

9149	Description
7020001000	5/3 CC Monostable, G1/4"
7020000500	5/3 CC Bistable, G1/4"

5/3 Lever Valve, Closed Centres

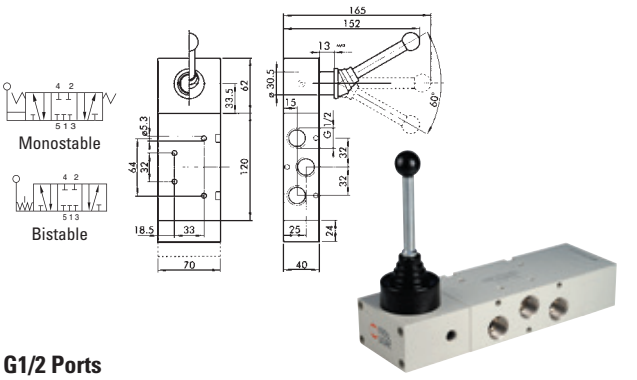

G1/2 Ports

9149	Description
7030001000	5/3 CC Monostable, G1/2"
7030000500	5/3 CC Bistable, G1/2"

5/3 Lever Valve, Open Centres

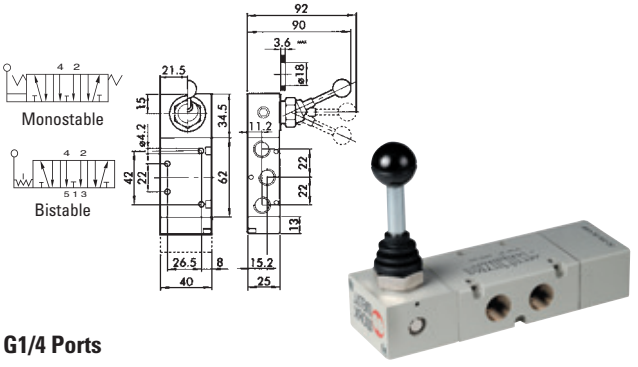

G1/4 Ports

9149	Description
7020000900	5/3 OC Monostable, G1/4"
7020000600	5/3 OC Bistable, G1/4"

5/3 Lever Valve, Open Centres

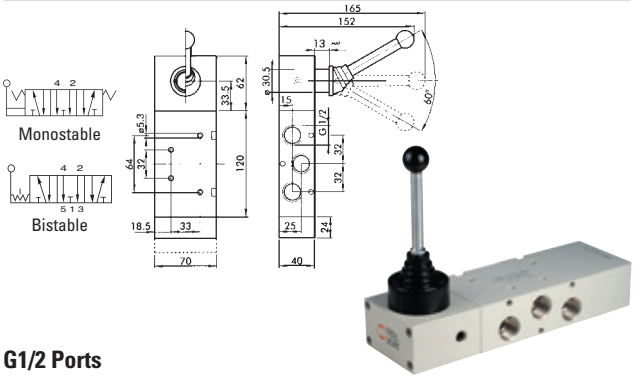

G1/2 Ports

9149	Description
7030000900	5/3 CC Monostable, G1/2"
7030000600	5/3 CC Bistable, G1/2"

5/3 Lever Valve, Pressurised Centres

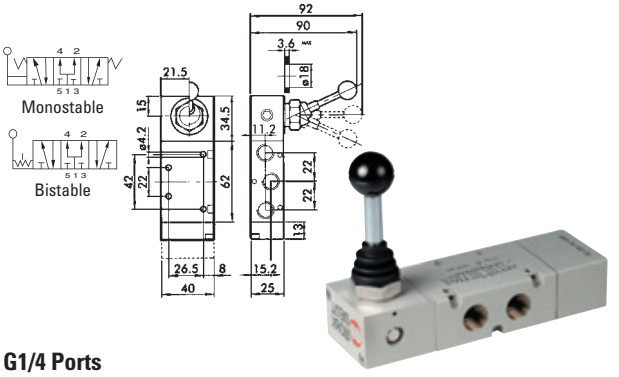

G1/4 Ports

9149	Description
7020001100	5/3 PC Monostable, G1/4"
7020000700	5/3 PC Bistable, G1/4"

5/3 Lever Valve, Pressurised Centres

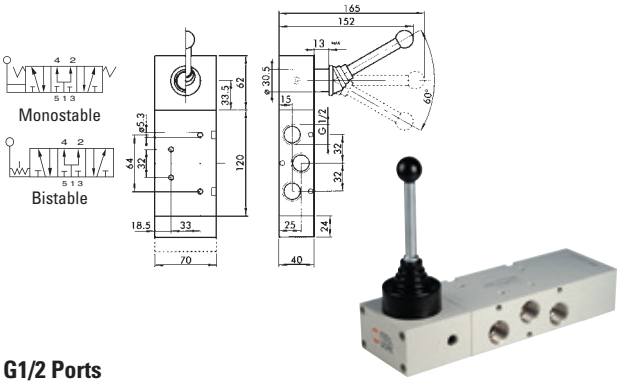

G1/2 Ports

9149	Description
7030001100	5/3 PC Monostable, G1/2"
7030000700	5/3 PC Bistable, G1/2"

MECHANICALLY & MANUALLY ACTUATED

M/1553 In-line

- Extremely compact
- Extensive range of electrical style operating heads
- Very light operating forces
- Particularly suitable for control panels

Working Temperature: -20°C to +80°C

Working Pressure: -0,9 to 10 bar

Medium: Compressed air, filtered, lubricated and non-lubricate

Panel Mounting: Hole size Ø 22 mm thickness 5 mm

Flow: 59 L/min

Body: Plastic

Roller Operator: Plastic

Plunger: Brass

Seals: Nitrile

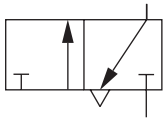

Mechanical

0036	Thread	Function	Actuation
M/1553/14	M5	3/2	Plunger/Spring
M/1553/8	M5	3/2	Roller/Spring
Tech Sheet 10530			

T-Lockouts

- Fully isolates supply pressure
- Lockable
- Rapid exhaust
- Ideal for isolating supply lines during maintenance and servicing
- High flo

CR14, BSPP

0036	BSPP Thread
CR143B	3/8"
CR143C	1/2"
CR144A	3/4" (1" body)
Tech Sheet 20742	

Two-Hand Control Unit

Working Temperature: +5°C to +40°C

Working Pressure: 3 to 8 bar

XSHC04

0036
XSHC04
Tech Sheet 1346

S/666, S/667 In-line

- Poppet design – high flow with compact size
- Extensive range of mechanical and manual operators
- Long established design – proven reliability
- Normally open and normally closed models

Medium: Compressed air, filtered lubricated and non-lubricated

Panel Mounting: Hole size Ø 29 mm (Ø 16 mm lever valves) Thickness 9,5 mm (4 mm lever valves)

Flow: **N/C:** 197 L/min **N/O:** 177 L/min

Body: Die-cast zinc alloy

Piston: Plastic

Seals: Nitrile

Working Temperature: -20°C to +80°C

Working Pressure: 2-10 bar

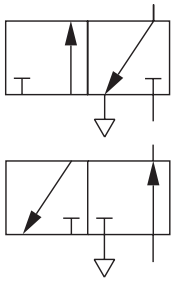

Mechanical

0036	Thread	Function	Actuation
S/666/14	G1/8	3/2 N/C	Plunger/Spring
S/667/14	G1/8	3/2 N/O	Plunger/Spring
S/666/8	G1/8	3/2 N/C	Roller/Spring
S/667/8	G1/8	3/2 N/O	Roller/Spring
S/666/108	G1/8	3/2 N/C	Variable Roller/Spring
Tech Sheet 10531			

Manual

0036	Thread	Function	Actuation	Colour
S/666/1	G1/8	3/2 N/C	Button/Spring	-
PS/666/1/R	G1/8	3/2 N/C	Button (Panel Mounting)/Spring	Red
PS/666/1/G	G1/8	3/2 N/C	Button (Panel Mounting)/Spring	Green
PS/666/1/N	G1/8	3/2 N/C	Button (Panel Mounting)/Spring	Black
S/666/6	G1/8	3/2 N/C	Lever/Spring (Panel Mounting)	-
S/666/7	G1/8	3/2 N/C	Lever/Lever (Panel Mounting)	-
S/666/117	G1/8	3/2 N/C	Lever (Long)/Lever (Panel Mounting)	-
Tech Sheet 10531				

SUPER X ACTUATED IN-LINE

Mechanically & Manually

- Wide range of operators
- Suitable for multi-directional flow and dual supply applications
- High flow capacit
- Lightweight corrosion resistant materials

Working Temperature:
0°C to +70°C

Maximum Working Pressure:
10 bar

Medium:
Compressed air, filtered, lubricated and non-lubricated

Flow:

Size	L/min
G1/8	335
G1/4	965

Body:
Die-cast aluminium alloy

End Cover:
Aluminium or glass filled nylo

Seals:
Nitrile rubber

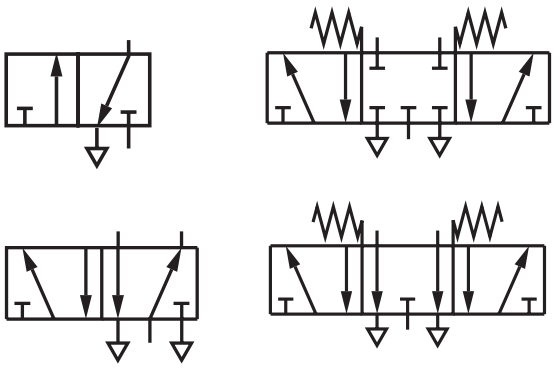

Mechanical

0036	Thread	Function	Actuation
03040002	G1/8	3/2	Plunger/Spring
03040202	G1/8	3/2	Roller/Spring
03029302	G1/8	3/2	Roller Lever (Heavy-duty)/Spring
03029402	G1/8	3/2	One Way Trip (Heavy-duty)/Spring
03043202	G1/8	3/2	Antenna Valve
X3044002	G1/8	5/2	Plunger/Spring
X3045102	G1/8	5/2	Roller Lever/Spring
X3039302	G1/8	5/2	Roller Lever (Heavy-duty)/Spring
X3046302	G1/8	5/2	Sensitive Roller Lever/Spring
X3047202	G1/8	5/2	Antenna/Spring
03060002	G1/4	3/2	Plunger/Spring
03060202	G1/4	3/2	Roller/Spring
03061102	G1/4	3/2	Roller Lever/Spring
X3064002	G1/4	5/2	Plunger/Spring
X3064202	G1/4	5/2	Roller/Spring
X3065102	G1/4	5/2	Roller Lever/Spring

Tech Sheet 10582

Manual

0036	Thread	Function	Actuation	Colour
03040402	G1/8	3/2	Button/Spring	Black
03040502	G1/8	3/2	Button/Spring	Green
03040602	G1/8	3/2	Button/Spring	Red
03036602	G1/8	3/2	Button Palm/Spring	Red
03036702	G1/8	3/2	Button Palm/Spring	Green
03036802	G1/8	3/2	Button Palm/Spring	Black
03041402	G1/8	3/2	Button (Shrouded)/Spring	Black
03041502	G1/8	3/2	Button (Shrouded)/Spring	Green
03041602	G1/8	3/2	Button (Shrouded)/Spring	Red
03040802	G1/8	3/2	Button/Pilot	Black
03043802	G1/8	3/2	Lever/Spring	Black
03042602	G1/8	3/2	Lever Knob/Spring	Black
03043702	G1/8	3/2	Lever/Lever	Black
03040302	G1/8	3/2	Toggle/Toggle	Black
03042502	G1/8	3/2	Knob/Knob	Black
X3045502	G1/8	5/2	Button (Shrouded)/Spring	Green
X3044802	G1/8	5/2	Button/Pilot	Black
X3046502	G1/8	5/2	Knob, Push/Knob, Pull	Black
X3047802	G1/8	5/2	Lever/Spring	Black
X3044302	G1/8	5/2	Toggle/Toggle	Black
X3047702	G1/8	5/2	Lever/Lever	Black
X3046402	G1/8	5/2	Knob/Knob or Pilot	Black
X3048202	G1/8	5/2	Pedal/Spring	Black
X3048402	G1/8	5/2	Pedal/Pedal	Black
X3343802	G1/8	5/3	Lever/Spring/Lever	Black
X3347802	G1/8	5/3	Level/Spring/Lever	Black
X3343702	G1/8	5/3	Lever/Lever/Lever	Black
03060402	G1/4	3/2	Button/Spring	Black
03063802	G1/4	3/2	Lever/Spring	Black
03063702	G1/4	3/2	Lever/Lever	Black
03062502	G1/4	3/2	Knob/Knob	Black
X3064402	G1/4	5/2	Button/Spring	Black
X3067802	G1/4	5/2	Lever/Spring	Black
X3067702	G1/4	5/2	Lever/Lever	Black
X3066502	G1/4	5/2	Knob/Knob	Black
X3068202	G1/4	5/2	Pedal/Spring	Black
X3068402	G1/4	5/2	Pedal/Pedal	Black
X3363802	G1/4	5/3	Lever/Spring/Lever	Black
X3367802	G1/4	5/3	Lever/Spring/Lever	Black
X3363702	G1/4	5/3	Lever/Lever/Lever	Black

Tech Sheet 10582

DIRECTIONAL CONTROL VALVES

Series 2, Mechanically Operated Mini-Valves



3/2 Plunger Type Valves

0158	Thread
235 945	M5
234 945	Ø4mm
Tech Sheet 1850	



3/2 Panel Mounted Plunger Type Valves

0158	Thread
235 985	M5
234 985	Ø4mm
Tech Sheet 1850	

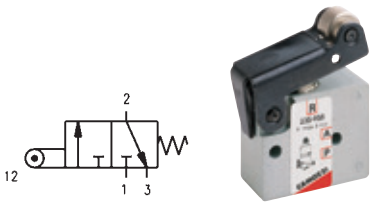

3/2 Roller Lever Type Valves

0158	Thread
235 955	M5
234 955	Ø4mm
Tech Sheet 1850	

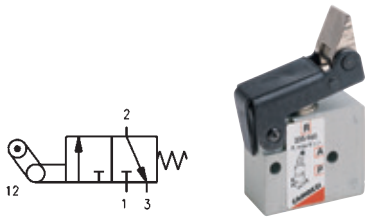

3/2 One Way Trip Type Valves

0158	Thread
235 965	M5
234 965	Ø4mm
Tech Sheet 1850	

Series 3, Mechanically Operated Valves



G1/8", 3/2 Plunger Type Valve

0158	Thread
338 945	G1/8"
Tech Sheet 1851	

G1/8", 5/2 Roller Lever Type Valve

0158	Thread
358 955	G1/8"
Tech Sheet 1851	



G1/8", 5/2 Plunger Type Valve

0158	Thread
358 945	G1/8"
Tech Sheet 1851	



G1/8", 3/2 Roller Lever One Way Trip Type Valve

0158	Thread
338 965	G1/8"
Tech Sheet 1851	



G1/8", 3/2 Roller Lever Type Valve

0158	Thread
338 955	G1/8"
Tech Sheet 1851	

G1/8", 5/2 Roller Lever One Way Trip Type Valve

0158	Thread
358 965	G1/8"
Tech Sheet 1851	

DIRECTIONAL CONTROL VALVES

Series 2, Manually Operated Console Mini-Valves

3/2 Push Button Spring Return Valves

0158	Thread
235 895	M5
234 895	Ø4mm
Tech Sheet 1852	



3/2 Stable Palm Switch

0158	Thread
235 970	M5
234 970	Ø4mm
Tech Sheet 1852	



5/3 3 Position Selector Switch

0158	Thread
285 870	M5
284 870	Ø4mm
Tech Sheet 1852	



3/2 Palm Switch Spring Return Valves

0158	Thread
235 975	M5
234 975	Ø4mm
Tech Sheet 1852	



3/2 Joystick Valve

0158	Thread
235 905	M5
234 905	Ø4mm
Tech Sheet 1852	

3/2 3 Key Switch

0158	Thread
235 904	M5
234 904	Ø4mm
Tech Sheet 1852	



3/2 Twist Lock Palm Switch

0158	Thread
235 972	M5
234 972	Ø4mm
Tech Sheet 1852	

3/2 2 Position Selector Switch

0158	Thread
235 990	M5
234 990	Ø4mm
Tech Sheet 1852	



3/2 Foot Operated Valves

0158	Thread
235 925	M5
234 925	Ø4mm
Tech Sheet 1852	

DIRECTIONAL CONTROL VALVES

Series 3, 4 & VMS Manually Operated Valves



G1/8", 3/2 NC Switch

0158	Thread
338 990	G1/8"
Tech Sheet 10309	



G1/8", 5/2 Switch

0158	Thread
358 990	G1/8"
Tech Sheet 10309	



G1/8", 3/2 Push Button

0158	Thread	Colour
338 895	G1/8"	Black
338 896	G1/8"	Green
338 897	G1/8"	Red
Tech Sheet 10309		



G1/8", 5/2 Push Button

0158	Thread	Colour
358 895	G1/8"	Black
358 896	G1/8"	Green
358 897	G1/8"	Red
Tech Sheet 10309		



G1/8", 3/2 Palm Switch

0158	Thread	Colour
338 975	G1/8"	Black
338 976	G1/8"	Green
338 977	G1/8"	Red
Tech Sheet 10309		



G1/8", 5/2 Palm Switch

0158	Thread	Colour
358 975	G1/8"	Black
358 976	G1/8"	Green
358 977	G1/8"	Red
Tech Sheet 10309		



G1/8", 3/2 Push/Pull Knob Bistable

0158	Thread
338 910	G1/8"
Tech Sheet 10309	

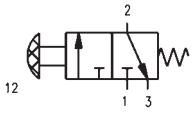

G1/8", 3/2 Push Knob Monostable

0158	Thread
338 915	G1/8"
Tech Sheet 10309	

G1/8", 5/2 Push/Pull Knob Bistable

0158	Thread
358 910	G1/8"
Tech Sheet 10309	

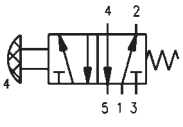

G1/8", 5/2 Push Knob Monostable

0158	Thread
358 915	G1/8"
Tech Sheet 10309	



G1/8", 3/2 Lever Valve Bistable

0158	Thread
338 900	G1/8"
Tech Sheet 10309	

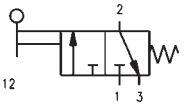

G1/8", 3/2 Lever Valve Monostable

0158	Thread
338 905	G1/8"
Tech Sheet 10309	

DIRECTIONAL CONTROL VALVES

Series 3, 4 & VMS Manually Operated Valves



G1/8", 5/2 Lever Valve Bistable

0158	Thread
358 900	G1/8"
Tech Sheet 10309	

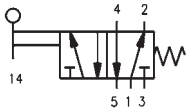

G1/8", 5/2 Lever Valve Monostable

0158	Thread
358 905	G1/8"
Tech Sheet 10309	

G1/8", 5/3 CC Lever Valve Bistable

0158	Thread
368 900	G1/8"
Tech Sheet 10309	

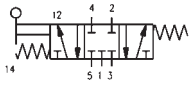

G1/8", 5/3 CC Lever Valve Monostable

0158	Thread
368 905	G1/8"
Tech Sheet 10309	



G1/8", 5/3 CO Lever Valve Bistable

0158	Thread
378 900	G1/8"
Tech Sheet 10309	

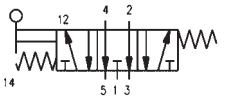

G1/8", 5/3 CO Lever Valve Monostable

0158	Thread
378 905	G1/8"
Tech Sheet 10309	



G1/4", 3/2 Push/Pull Knob Bistable

0158	Thread
434 910	G1/4"
Tech Sheet 10309	

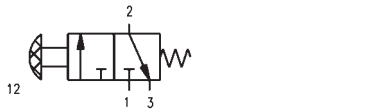

G1/4", 3/2 Push Knob Monostable

0158	Thread
434 915	G1/4"
Tech Sheet 10309	



G1/4", 5/2 Push/Pull Knob Bistable

0158	Thread
454 910	G1/4"
Tech Sheet 10309	

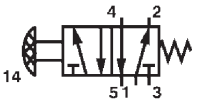

G1/4", 5/2 Push Knob Monostable

0158	Thread
454 915	G1/4"
Tech Sheet 10309	



G1/4", 3/2 Lever Bistable

0158	Thread
434 900	G1/4"
Tech Sheet 10309	

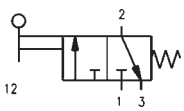

G1/4", 3/2 Lever Monostable

0158	Thread
434 905	G1/4"
Tech Sheet 10309	

DIRECTIONAL CONTROL VALVES

Series 3, 4 & VMS Manually Operated Valves



G1/4", 5/2 Lever Valve Bistable

0158	Thread
454 900	G1/4"
Tech Sheet 10309	

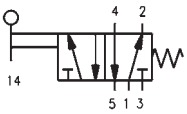

G1/4", 5/2 Lever Valve Monostable

0158	Thread
454 905	G1/4"
Tech Sheet 10309	



G1/4", 5/3 CC Lever Valve Bistable

0158	Thread
464 900	G1/4"
Tech Sheet 10309	

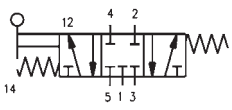

G1/4", 5/3 CC Lever Valve Monostable

0158	Thread
464 905	G1/4"
Tech Sheet 10309	

G1/4", 5/3 CO Lever Valve Bistable

0158	Thread
474 900	G1/4"
Tech Sheet 10309	

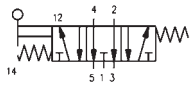

G1/4", 5/3 CO Lever Valve Monostable

0158	Thread
474 905	G1/4"
Tech Sheet 10309	

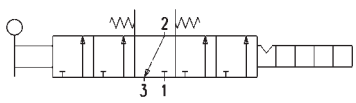

G1/8", 3/2 Joystick Lever Valve

0158	Thread
234 9054	G1/8"
Tech Sheet 10309	

Slide Valves

0158	Thread
VMS 105 M5	M5
VMS 118 1/8	1/8"
VMS 114 1/4	1/4"
VMS 138 3/8	3/8"
VMS 112 1/2	1/2"
VMS 134 3/4	3/4"
Tech Sheet 10309	

PNEUMATIC VALVES & ACCESSORIES

Parker Mechanical Valves



Push Button & Valve Spring Return 4mm Push-in

0678	Flow l/min	Description
PXB-B4131BA2	240	Black with 1 NC Valve



Mushroom Head Push Button 4mm Push-in

0678	Flow l/min	Description
PXB-B4131BC2	240	Black - Spring Return - with 1 NC Valve



Selector Switch & Valve 4mm Push-in

0678	Flow l/min	Description
PXB-B4131BD2	240	Black - 2 Positions - with 1 NC Valve



Latching Push Button 4mm Push-in

0678	Flow l/min	Description
PXB-B4131BT4	240	Red - Latching - with 1 NC Valve

stainless steel

For **Parker Angle Seat Valves**
see page **1051**

Mechanical Valves



Push Buttons & Valves (Separate Components)

0681	Description
PXB-B4931	Switch Valve - Flow 240 l/min NO/NC



Micro Plunger & Roller Limit Valves 4mm

0681	Actuator	Return
PXC-M601A110	Steel Plunger	Spring Return
PXC-M121	Plastic Roller	Spring Return
PXC-M521	Plastic Roller	Spring Return

B43 / B53 Lever Valves G1/8" - G1/4"

0681	Type	Actuator	Return	Thread BSPP
B43003ES	3-2	Palm Lever	Spring Return	1/8"
B43003LS	3-2	Lock Down Lever	Spring Return	1/8"
B43004LS	5-2	Lock Down Lever	Spring Return	1/8"
B53003LT	3-2	Lever	Lever	1/4"
B53004LT	5-2	Lever	Lever	1/4"

B43 / B53 Valves 3/2 & 5/2 Button Operated G1/8" - G1/4"

0681	Type	Actuator	Return	Thread BSPP
B43003BXS	3-2	Button	Spring	1/8"
B43003HXS	3-2	Button	Button	1/8"
B53003HX	3-2	Button	Button	1/4"
B53004HXS	5-2	Button	Spring	1/4"
B43004HXS	5-2	Button	Button	1/8"

B43/B53 3/2 Trip Valves G1/8" - G1/4"

0681	Type	Actuator	Return	Thread BSPP
B43003CS	3-2	Plunger	Spring Return	1/8"
B43003RS	3-2	Roller Lever	Spring Return	1/8"
B43003RTS	3-2	One Way Roller Trip	Spring Return	1/8"

B53 Spool Valve Panel Mounting Kit

0681	Description
M53004L-10A	B53 Series Panel Mounting Kit



B43 / B53 Foot Pedal 3/2 & 5/2 Valves G1/8" - G1/4"

0681	Type	Actuator	Return	Thread BSPP
B43003FS	3-2	Foot Pedal	Spring Return	1/8"
B53003FS	3-2	Foot Pedal	Spring Return	1/4"
B53004FS	3-2	Foot Pedal	Spring Return	1/4"

Heavy-duty Lever 3/2 Poppet Valve G1/2"

0681	Actuator	Return	Thread BSPP
B203L	Lever	Lever	1/2"

PNEUMATIC VALVES & ACCESSORIES

Mechanical Valves

Viking Xtreme 3/2 & 5/2 Lever Operated G1/8" G1/4" & G1/2"

0681	Type	Actuator	Return	Thread BSPP
P2LAX511VV	5-2	Lever	Lever	1/8"
P2LAX511VS	5-2	Lever	Spring	1/8"
P2LDX514VS	5-2	Lever	Spring	1/2"

Viking Xtreme Valve 5/3 Lever Operated G1/4" & G1/2"

0681	Actuator	Mid Position	Return	Thread BSPP
P2LBX61222	Lever	Closed	Lever	1/4"
P2LBX61211	Lever	Closed	Spring	1/4"
P2LBX81211	Lever	Vented	Spring	1/4"

Pilot & Solenoid Valves

B3 Series 1/8" Valves Pilot & Solenoid

0681	Type	Actuator	Return	Voltage (if applicable)
B345000XXH	5-2	Air	Air	N/A

For **Parker Solenoid Valves**
see pages **1036-1038**

Series 104 Miniature Manual & Mechanical, 4mm Push-in Connectors

Handle complete with Integrated Valve, Metric 3/2 - 4mm

0110	Function
105.32.6.40C	Normally Closed

Tappet/Spring Return, Metric

0110	Function
104.32.0.1.LC	Normally Closed
104.32.0.1.PA	Normally Open

Lever Plastic Roller/Spring Return, Metric

0110	Function
104.32.2.1.LA	Normally Open
104.32.2.1.LC	Normally Closed
104.32.2.1.PA	Normally Open

Lever Unidirectional - Spring Return, Metric

0110	Function
104.32.3.1.PC	Normally Closed

Lever Metal Roller Bearing - Spring Return, Metric

0110	Function
104.32.2.1/1.LA	Normally Closed

Raised Push Button/Spring Return Side Connection, Metric

0110	Colour	Function
104.32.6.23/1.LC	Red	Normally Closed
104.32.6.23/3.LC	Green	Normally Closed

Raised Push Button/Spring Return Rear Connection, Metric

0110	Colour	Function
104.32.6.23/3.PC	Green	Normally Closed
104.32.6.23/4.PC	Yellow	Normally Closed

Palm Push Button Locking, Metric

0110	Colour	Function
104.32.6.25.PA	Red	Normally Open

Flush Push Button/Spring Return Side Connection, Metric

0110	Colour	Function
104.32.6.22/3.LC	Green	Normally Closed

3/2 PNEUMATIC VALVES

Series 104 Miniature Manual & Mechanical, 4mm Push-in Connectors

Flush Push Button/Spring Return Rear Connection, Metric

0110	Colour	Function
104.32.6.22/2.PC	Black	Normally Open

Raised Push Button/Step/Step, Side Connection, Metric

0110	Thread	Colour	Function
104.32.6.31.LA	Clear	Clear	Normally Open

Key Switch, Rear Connection

0110	Function
104.32.6.28.PC	Normally Closed

2/2 Switch Short Lever, Rear Connection

0110	Function
104.22.6.30.PC	Normally Closed

Switch Long Lever, Side Connection

0110	Function
104.32.6.27.LC	Normally Closed

Switch Short Lever, Side Connection

0110	Function
104.32.6.30.LC	Normally Closed
104.32.6.30.PC	Normally Closed

PNEUMAX

For **Air Preparation**
see pages **700-702**



Series Techno Manual & Mechanical

Tappet/Spring Return, BSPP

0110	Thread	Function
T228.32.0.1	1/8"	Normally Closed

Lever Plastic Roller/Spring Return, BSPP

0110	Thread	Function
T228.32.2.1	1/8"	Normally Closed

Lever Metal Roller/Spring Return, BSPP

0110	Thread	Function
T228.32.2.1/2	1/8"	Normally Closed

Lever Metal Roller Bearing/ Spring Return, BSPP

0110	Thread	Function
T228.32.2.1/1	1/8"	Normally Closed

Push Button/Spring Return, BSPP

0110	Thread	Function
T224.32.8.1	1/4"	Normally Closed

Palm Push Button Locking, BSPP

0110	Thread	Function
T228.32.6.25	1/8"	Normally Closed

Flush 30mm Push Button/ Spring Return, BSPP

0110	Thread	Colour
T228.32.6.1/2	1/8"	Black
T228.32.6.1/3	1/8"	Green

2 Position Key Switch, BSPP

0110	Thread
T228.32.6.28	1/8"

2 Position Switch Short Lever

0110	Thread	Function
T228.32.6.27	1/8"	Normally Closed

Lateral Lever

0110	Thread	Colour	Actuation
T228.32.9/2	1/8"	Black	Lever/Lever

Lateral Lever

0110	Thread	Colour	Actuation
T224.32.9.1/2	1/4"	Black	Lever/Spring
T224.32.9/2	1/4"	Black	Lever/Lever
T224.32.9/3	1/4"	Green	Lever/Lever

3/2 PNEUMATIC VALVES

Series 200 Manual & Mechanical

Tappet/Spring Return, BSPP

0110	Thread	Description	Function
228.32.0.1	1/8"	-	Normally Closed
228.32.1.1	1/8"	Panel Mount	Normally Closed

Lever Plastic Roller/Spring Return, BSPP

0110	Thread	Function
228.32.2.1	1/8"	Normally Closed

Lever Metal Roller/Spring Return, BSPP

0110	Thread	Function
228.32.2.1/2	1/8"	Normally Closed

Lever Metal Roller Bearing/ Spring Return, BSPP

0110	Thread	Function
228.32.2.1/1	1/8"	Normally Closed

Lever Roller Bidirectional/ Spring Return, BSPP

0110	Thread	Function
228.32.4.1	1/8"	Normally Closed

Push Button/Spring Return, BSPP

0110	Thread	Function
224.32.8.1	1/8"	Normally Closed

Palm Push Button Locking, BSPP

0110	Thread	Function
228.32.6.25	1/8"	Normally Closed

Flush 30mm Push Button/ Spring Return, BSPP

0110	Thread	Function
228.32.6.1/2	1/8"	Normally Closed
228.32.6.1/1	1/8"	Normally Closed
228.32.6.1/3	1/8"	Normally Closed

Sensitive 30mm Push Button/ Differential, BSPP

0110	Thread	Colour	Function
228.32.6.13/1	1/8"	Red	Normally Closed
228.32.6.13/3	1/8"	Green	Normally Closed

2 Position Key Switch, BSPP

0110	Thread	Function
228.32.6.28	1/8"	Normally Closed

Switch Short Lever, BSPP

0110	Thread	Function
228.32.6.27	1/8"	

Lever

0110	Thread	Colour	Actuation	Function
228.32.9.1/2	1/8"	Black	Spring Return	Normally Closed
228.32.9/2	1/8"	Black	Stable 2 Position	Normally Closed

Lever, BSPP

0110	Thread	Colour	Actuation	Function
224.32.9.1/2	1/4"	Black	Spring Return	Normally Closed
224.32.9.1/1	1/4"	Red	Spring Return	Normally Closed
224.32.9.2	1/4"	Black	Stable 2 Position	Normally Closed
224.32.9.3	1/4"	Green	Stable 2 Position	Normally Closed

Lever, BSPP

0110	Thread	Actuation
212.32.9.1	1/2"	Spring Return

Guarded Foot Valve

0110	Thread	Actuation	Function
228.32.10.2/1	1/8"	Foot/Spring	Normally Closed
228.32.10/1	1/8"	Foot/Foot	Normally Closed

Series 104 Minature Manual & Mechanical, 4mm Push-in Connectors

Raised Push Button Step/Step, Metric

0110	Colour
104.52.6.31.L	Clear

Palm Push Button Locking, Metric

0110	Colour
104.52.6.25.L	Red

Flush Push Button/Spring Return/ Side Connection, Metric

0110	Colour
104.52.6.22/1.L	Red

Flush Push Button/Spring Return/ Rear Connection, Metric

0110	Colour
104.52.6.22/2.P	Black

Key Switch/Side Connection, Metric

0110
104.52.6.28.L

Switch Short Lever/ Side Connection, Metric

0110
104.52.6.30.L

Switch Short Lever/ Rear Connection, Metric

0110
104.52.6.30.P

Switch Long Lever/Rear Connection, Metric

0110
104.52.6.27.P

FT PRO®



For **Nylon Tube** see pages **913-917**

5/2 PNEUMATIC VALVES

Series Techno Manual & Mechanical

Tappet /Spring Return/Panel Mount, BSPP

0110	Thread
T228.52.1.1	1/8"

Key Switch, BSPP

0110	Thread
T228.52.6.28	1/8"

Lateral Lever, BSPP

0110	Thread	Colour	Function
T228.52.9.1/3	1/8"	Green	Lever/Spring
T228.52.9/2	1/8"	Black	Lever/Lever
T228.52.9/1	1/8"	Red	Lever/Lever

Lever Metal Roller/Spring Return, BSPP

0110	Thread
T228.52.2.1/2	1/8"

Switch Short Lever, BSPP

0110	Thread
T228.52.6.27	1/8"

Lateral Lever, BSPP

0110	Thread	Colour	Description
T224.52.9.1/2	1/4"	Black	Lever/Spring
T224.52.9/2	1/4"	Black	Lever/Lever
T224.52.9/1	1/4"	Red	Lever/Lever
T224.52.9/3	1/4"	Green	Lever/Lever

Palm Push Button Locking, BSPP

0110	Thread
T228.52.6.25	1/8"

Front Facing Lever, BSPP

0110	Thread	Colour
T228.52.55/2	1/8"	Black

PNEUMAX



For **Pneumax Compact Cylinders**
see page **536**

5/2 PNEUMATIC VALVES

Series 200 Manual & Mechanical

Tappet/Spring Return/Panel Mount, BSPP

0110	Thread
228.52.1.1	1/8"

Lever Plastic Roller/Spring Return, BSPP

0110	Thread
228.52.2.1	1/8"

Lever Metal Roller/Spring Return, BSPP

0110	Thread
228.52.2.1/2	1/8"

Lever Metal Roller Bearing/ Spring Return, BSPP

0110	Thread
228.52.2.1/1	1/8"

Lever Roller Bidirectional/ Spring Return, BSPP

0110	Thread
228.52.4.1	1/8"

Push Button/Spring Return, BSPP

0110	Thread
224.52.8.1	1/4"

Palm Push Button Locking, BSPP

0110	Thread	Colour
228.52.6.25	1/8"	Red

2 Position Switch, Short Lever, BSPP

0110	Thread
228.52.6.27	1/8"

2 Position Key Switch, BSPP

0110	Thread
228.52.6.28	1/8"

2 Position Front Facing Lever, BSPP

0110	Thread	Colour
228.52.55/2	1/8"	Black
228.52.55/1	1/8"	Red
228.52.55/3	1/8"	Green

2 Position Lever, BSPP

0110	Thread	Colour
228.52.9/2	1/8"	Black

Lever/Spring Return, BSPP

0110	Thread	Colour
224.52.9.1/2	1/4"	Black
224.52.9.1/1	1/4"	Red
224.52.9.1/3	1/4"	Green

2 Position Locking Lever, BSPP

0110	Thread
224.52.9.2	1/4"

2 Position Stable Lever, BSPP

0110	Thread
212.52.9	1/2"

Guarded Foot Valve/ Spring Return, BSPP

0110	Thread
228.52.10.1/1	1/8"
214.52.10.1/1	1/4"

Miniaturised Foot Valve/Spring, BSPP

0110	Thread
228.52.10.1P	1/8"

Foot Valve/Spring Return, BSPP

0110	Thread
228.52.10.1	1/8"

5/3 PNEUMATIC VALVES

Eco 22 Solenoid Valves

Lever/Stable 3 Position, BSPP

0110	Thread	Colour	Function
T228.53.31.9/2	1/8"	Black	Closed Centre
T228.53.32.9/2	1/8"	Black	Open Centre

Lever/Spring To Centre, BSPP

0110	Thread	Colour	Description
T228.53.32.9.1/2	1/8"	Black	Open Centre
T228.53.32.9.1/1	1/8"	Red	Open Centre

Lever/Spring To Centre, BSPP

0110	Thread	Colour	Function
T224.53.31.9.1/2	1/8"	Black	Closed Centre
T224.53.32.9.1/2	1/8"	Black	Open Centre
T224.53.31.9.1/3	1/8"	Green	Closed Centre

Lever/Stable 3 Position, BSPP

0110	Thread	Colour	Function
T224.53.31.9/2	1/8"	Black	Closed Centre
T224.53.32.9/2	1/8"	Black	Open Centre
T224.53.31.9/3	1/8"	Green	Closed Centre

Series 200 Manual & Mechanical

Lever/Spring To Centre, BSPP

0110	Thread	Colour	Function
228.53.31.9.1/2	1/8"	Black	Closed Centre
228.53.32.9.1/2	1/8"	Black	Open Centre
228.53.31.9.1/1	1/8"	Red	Closed Centre

Lever/Stable 3 Position, BPP

0110	Thread	Colour	Function
228.53.31.9/2	1/8"	Black	Closed Centre
228.53.31.9/1	1/8"	Red	Closed Centre

Lever/Spring To Centre, BSPP

0110	Thread	Colour	Function
224.53.31.9.1/2	1/4"	Black	Closed Centre
224.53.31.9.1/3	1/4"	Green	Closed Centre

Lever/3 Position Locking, BSPP

0110	Thread	Function
224.53.31.9.2	1/4"	Closed Centre

Lever, BSPP

0110	Description	Thread	Function
212.53.31.9.1	Spring/Lever	1/2"	Closed Centre
212.53.31.9	Lever/ Lever	1/2"	Closed Centre

Foot Valve/Spring To Centre, BSPP

0110	Thread	Function
228.53.32.10.1	1/8"	Open Centre

SOLENOID VALVES

Medium: Clean compressed air. Filtered (40µm) and lubricated
Body Material: Aluminium alloy
Seals: Nitrile

Working Temperature: -20°C to +70°C

Working Pressure: 1.5 to 8 bar

2 Year Warranty

Solenoid 3/2 Way Valves

Direct Acting, Normally Closed, M5

0335	Voltage
KCV1-M5-B	24V DC
KCV1-M5-C	110V 50/60Hz
KCV1-M5-A	220V 50/60Hz
Tech Sheet 3107	

Direct Acting, Normally Closed, 1/8" BSPP

0335	Voltage
KCV1-06-B	24V DC
KCV1-06-C	110V 50/60Hz
KCV1-06-A	220V 50/60Hz
Tech Sheet 3107	

Solenoid/Spring, Normally Open, BSPP

0335	Thread
CKV210-06-NO	1/8"
CKV210-08-NO	1/4"
CKV310-10-NO	3/8"
Tech Sheet 3039	

Solenoid/Spring, Normally Closed, BSPP

0335	Thread
CKV210-06-NC	1/8"
CKV210-08-NC	1/4"
CKV310-10-NC	3/8"
Tech Sheet 3039	

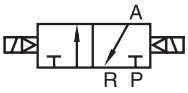

Solenoid/Solenoid, BSPP

0335	Thread
CKV220-06	1/8"
CKV220-08	1/4"
CKV320-10	3/8"
Tech Sheet 3039	

FT PRO

For **Pre wired moulded DIN Plugs** see page **1043**

Gang Mount Components, to suit KCV Series

Coupling Screws & O-Ring

0335
KCV1-P31
Tech Sheet 3107

Coupling Screws & End Fixing Nuts

0335
KCV1-P30
Tech Sheet 3107

Base Plate

0335
KCV1-P32
Tech Sheet 3107

SOLENOID VALVES

Medium: Clean compressed air. Filtered (40µm) and lubricated
Body Material: Aluminium alloy
Seals: Nitrile

Working Temperature: -20°C to +70°C

Working Pressure: 1.5 to 8 bar

2 Year Warranty

Solenoid 5/2 Way Valves

Solenoid/Spring, BSPP

0335	Thread
DKV210-06	1/8"
DKV210-08	1/4"
DKV310-10	3/8"
DKV410-15	1/2"
Tech Sheet 3040	

Solenoid/Solenoid, BSPP

0335	Thread
DKV220-06	1/8"
DKV220-08	1/4"
DKV320-10	3/8"
DKV420-15	1/2"
Tech Sheet 3040	

Solenoid 5/3 Way Valves

Solenoid/Solenoid, Fully Sealed Mid Position, BSPP

0335	Thread
DKV230C-06	1/8"
DKV230C-08	1/4"
DKV330C-10	3/8"
DKV430C-15	1/2"
Tech Sheet 3040	

Solenoid/Solenoid, Centre Open Pressurised, BSPP

0335	Thread
DKV230P-06	1/8"
DKV230P-08	1/4"
DKV330P-10	3/8"
DKV430P-15	1/2"
Tech Sheet 3040	

Solenoid/Solenoid, Supply Sealed Mid Position, BSPP

0335	Thread
DKV230E-06	1/8"
DKV230E-08	1/4"
DKV330E-10	3/8"
DKV430E-15	1/2"
Tech Sheet 3040	

For **Silencers** see page **631**

2 Year Warranty

Valve Manifolds



Suitable for use with 5/2 and 5/3 Valves only

Please contact our Technical Department if larger manifolds are required up to 16 stations.

B Series, to suit 1/8" & 1/4" BSPP Valves, 1/4" BSPP Inlet

0335	No. of Stations
B00KM-1F	1
B00KM-2F	2
B00KM-3F	3
B00KM-4F	4
B00KM-5F	5
B00KM-6F	6
B00KM-8F	8
B00KM-10F	10
Tech Sheet 3042	

Please contact our Technical Department if larger manifolds are required up to 12 stations.

C Series, to suit 3/8" BSPP Valves, 3/8" BSPP Inlet

0335	No. of Stations
C00KM-1F	1
C00KM-2F	2
C00KM-3F	3
C00KM-4F	4
C00KM-5F	5
C00KM-6F	6
C00KM-8F	8
C00KM-10F	10
Tech Sheet 3042	

Maximum number of stations available is 8.

D Series, to suit 1/2" BSPP Valves, 1/2" BSPP Inlet

0335	No. of Stations
D00KM-1F	1
D00KM-2F	2
D00KM-3F	3
D00KM-4F	4
D00KM-5F	5
D00KM-6F	6
D00KM-8F	8
Tech Sheet 3042	

Blanking Plates

Single

0335	To Suit
B00KM-B	B Series
C00KM-B	C Series
D00KM-B	D Series
Tech Sheet 3042	

5/2 Namur Solenoid Valves



Solenoid/Spring, BSPP

0335	Thread
DKM310-08	1/4"
DKM310-10	3/8"
Tech Sheet 3043	

Solenoid/Solenoid, BSPP

0335	Thread
DKM320-08	1/4"
DKM320-10	3/8"
Tech Sheet 3043	

Solenoid Coils & Plugs

Coil & LED Connector

0335	Voltage
K-12DC	12V DC
K-24DC	24V DC
K-24AC	24V 50/60Hz
K-110AC	110V 50/60Hz
K-220AC	220V 50/60Hz
Tech Sheet 3044	

VALVES

For the full range and more information, please contact one of our sales team.

VUVS UNIVERSAL DIRECTIONAL CONTROL VALVES ★

Features

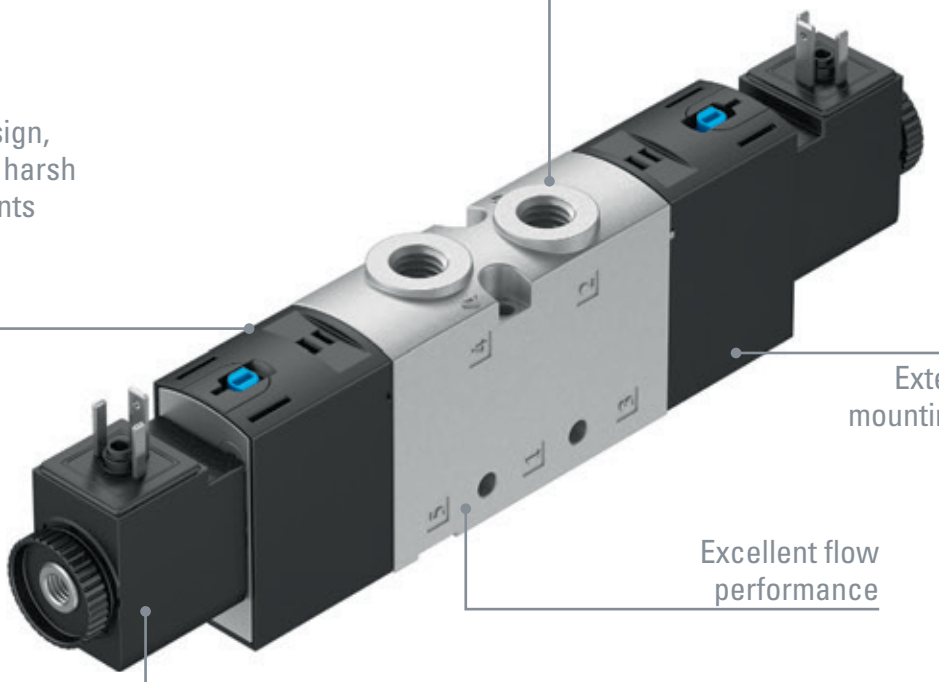

Product Description

VUVS - L - K - 20 - M32C - A - D - G18 - 1 - C1 - S

- VUVS: Solenoid valve
- L: In-line valve
- K: Piston spool with sealing ring
- 20: Size 20 (21 mm) / 700 l/min / Gx
- M32C: 3/2-way valve, normally open
- A: Pneumatic spring for valve functions M52 and M32
- D: Non-detenting, detenting without accessories
- G18: Thread Gx
- 1: 24 V DC
- C1: Connection pattern type C, to EN 175301
- S: Variants with focused features

IN-LINE PISTON SPOOL VALVES WITH SEALING RING, VUVS

Ambient Temperature:
-5°C to +50°C

- Flow rate up to 2300 l/min
- In-line valves can be used as individual valves or manifold valves
- Variable pressure zones
- Universal valve, sturdy and durable
- Low-cost, no limitations with regard to performance
- Can be used as individual valves or manifold valves VTUS

In-line Electrical Connection Pattern Type B

Working Pressure:
1.5 to 8 bar

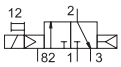

3/2 Way Solenoid/Pneumatic Spring with Internal Pilot Supply, Normally Closed

0009	Thread	Size mm	Voltage	Manufacturer's Code
8043217	G1/4"	25	24V DC	VUVS-LK25-M32C-AD-G14-1B2-S
8049880	G3/8"	30	24V DC	VUVS-LK30-M32C-AD-G38-1B2-S
		Tech Sheet 70803		

Working Pressure:
1.5 to 8 bar

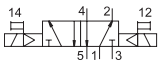

5/2 Way Solenoid/Solenoid with Internal Pilot Supply

0009	Thread	Size mm	Voltage	Manufacturer's Code
8043219	G1/4"	25	24V DC	VUVS-LK25-B52-D-G14-1B2-S
8049882	G3/8"	30	24V DC	VUVS-LK30-B52-D-G38-1B2-S
		Tech Sheet 70804		

Working Pressure:
1.5 to 8 bar

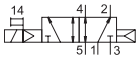

5/2 Way Solenoid/Pneumatic Spring with Internal Pilot Supply

0009	Thread	Size mm	Voltage	Manufacturer's Code
8043218	G1/4"	25	24V DC	VUVS-LK25-M52-AD-G14-1B2-S
8049881	G3/8"	30	24V DC	VUVS-LK30-M52-AD-G38-1B2-S
		Tech Sheet 70805		

In-line Electrical Connection Pattern Type C

Working Pressure:
1.5 to 8 bar

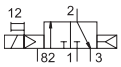

3/2 Way Solenoid/Pneumatic Spring with Internal Pilot Supply, Normally Closed

0009	Thread	Size mm	Voltage	Manufacturer's Code
8043213	G1/8"	20	24V DC	VUVS-LK20-M32C-AD-G18-1C1-S
		Tech Sheet 70806		

Working Pressure:
1.5 to 8 bar

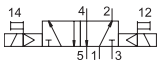

5/2 Way Solenoid/Solenoid with Internal Pilot Supply

0009	Thread	Size mm	Voltage	Manufacturer's Code
8043215	G1/8""	20	24V DC	VUVS-LK20-B52-D-G18-1C1-S
		Tech Sheet 70808		

Working Pressure:
1.5 to 8 bar

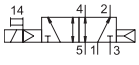

5/2 Way Solenoid/Pneumatic Spring with Internal Pilot Supply

0009	Thread	Size mm	Voltage	Manufacturer's Code
8043214	G1/8"	20	24V DC	VUVS-LK20-M52-AD-G18-1C1-S
		Tech Sheet 70807		

IN-LINE PISTON SPOOL VALVES, VUVS

FESTO

Ambient Temperature:
-5°C to +50°C

- Flow rate up to 2300 l/min
- In-line valves can be used as individual valves or manifold valves
- Variable pressure zones
- Universal valve, sturdy and durable
- Low-cost, no limitations with regard to performance
- Can be used as individual valves or manifold valves VTUS

In-line Electrical Connection Pattern Type C

Working Pressure:
2.5 to 10 bar

3/2 Way Solenoid/Pneumatic Spring with Internal Pilot Supply, Normally Closed

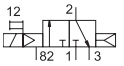

0009	Thread	Size mm	Voltage	Manufacturer's Code
575475	G1/4"	25	24V DC	VUVS-L25-M32C-AD-G14-F8-1C1
575568	G3/8"	30	24V DC	VUVS-L30-M32C-AD-G38-F8-1C1
		Tech Sheet 70809		

Working Pressure:
2.5 to 10 bar

3/2 Way Solenoid/Mechanical Spring with Internal Pilot Supply, Normally Closed

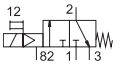

0009	Thread	Size mm	Voltage	Manufacturer's Code
575274	G1/8"	20	24V DC	VUVS-L20-M32C-MD-G18-F7-1C1
575477	G1/4"	25	24V DC	VUVS-L25-M32C-MD-G14-F8-1C1
575570	G3/8"	30	24V DC	VUVS-L30-M32C-MD-G38-F8-1C1
		Tech Sheet 70810		

Working Pressure:
1.5 to 10 bar

5/2 Way Solenoid/Solenoid with Internal Pilot Supply

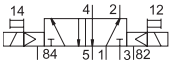

0009	Thread	Size mm	Voltage	Manufacturer's Code
575265	G1/8"	20	24V DC	VUVS-L20-B52-D-G18-F7-1C1
575518	G1/4"	25	24V DC	VUVS-L25-B52-D-G14-F8-1C1
575611	G3/8"	30	24V DC	VUVS-L30-B52-D-G38-F8-1C1
		Tech Sheet 70813		

Working Pressure:
2.5 to 10 bar

5/3 Way Solenoid/Solenoid, Fully Closed Mid Position with Internal Pilot Supply

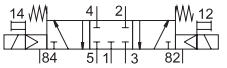

0009	Thread	Size mm	Voltage	Manufacturer's Code
575268	G1/8"	20	24V DC	VUVS-L20-P53C-MD-G18-F7-1C1
575525	G1/4"	25	24V DC	VUVS-L25-P53C-MD-G14-F8-1C1
575618	G3/8"	30	24V DC	VUVS-L30-P53C-MD-G38-F8-1C1
		Tech Sheet 70814		

Working Pressure:
2.5 to 10 bar

5/2 Solenoid/Mechanical Spring Valves with Internal Pilot Supply

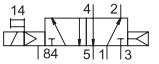

0009	Thread	Size mm	Voltage	Manufacturer's Code
575264	G1/8"	20	24V DC	VUVS-L20-M52-MD-G18-F7-1C1
575511	G1/4"	25	24V DC	VUVS-L25-M52-MD-G14-F8-1C1
575604	G3/8"	30	24V DC	VUVS-L30-M52-MD-G38-F8-1C1
		Tech Sheet 70811		

5/2 Way Solenoid/Pneumatic Spring with Internal Pilot Supply

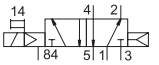

0009	Thread	Size mm	Voltage	Manufacturer's Code
575263	G1/8"	20	24V DC	VUVS-L20-M52-AD-G18-F7-1C1
575503	G1/4"	25	24V DC	VUVS-L25-M52-AD-G14-F8-1C1
575596	G3/8"	30	24V DC	VUVS-L30-M52-AD-G38-F8-1C1
		Tech Sheet 70812		

ACCESSORIES FOR VALVES

Manifold Blocks includes Seals & Screws for Mounting Valves



Common Supply Manifold for Mounting Both Sides, Size 20

0009	Thread	No. of Stations	Manufacturer's Code
576363	G3/8	2	VABM-B10-20-G38-2-P53
576365	G3/8	4	VABM-B10-20-G38-4-P53
576367	G3/8	6	VABM-B10-20-G38-6-P53
576369	G3/8	8	VABM-B10-20-G38-8-P53
576371	G3/8	10	VABM-B10-20-G38-10-P53
Tech Sheet 70145			

Common Supply Manifold for Mounting Both Sides, Size 25

0009	Thread	No. of Stations	Manufacturer's Code
8026219	G1/2	2	VABM-B10-25-G12-2-P53
8026221	G1/2	4	VABM-B10-25-G12-4-P53
8026223	G1/2	6	VABM-B10-25-G12-6-P53
8026225	G1/2	8	VABM-B10-25-G12-8-P53
8026227	G1/2	10	VABM-B10-25-G12-10-P53
Tech Sheet 71601			



Compact Manifold Blocks for 5/2 & 5/3 Valves, Size 20

0009	Thread	No. of Stations	Manufacturer's Code
576417	G1/4	2	VABM-B10-20S-G14-2
576419	G1/4	4	VABM-B10-20S-G14-4
576421	G1/4	6	VABM-B10-20S-G14-6
576423	G1/4	8	VABM-B10-20S-G14-8
576425	G1/4	10	VABM-B10-20S-G14-10
Tech Sheet 70143			

Compact Manifold Blocks for 5/2 & 5/3 Valves, Size 25

0009	Thread	No. of Stations	Manufacturer's Code
8026261	G3/8	2	VABM-B10-25S-G38-2
8026263	G3/8	4	VABM-B10-25S-G38-4
8026265	G3/8	6	VABM-B10-25S-G38-6
8026267	G3/8	8	VABM-B10-25S-G38-8
8026269	G3/8	10	VABM-B10-25S-G38-10
Tech Sheet 71602			



Compact Manifold Blocks for 3/2 Valves, Size 20

0009	Thread	No. of Stations	Manufacturer's Code
576465	G1/4	2	VABM-B10-20S-G14-2-P3
576467	G1/4	4	VABM-B10-20S-G14-4-P3
576469	G1/4	6	VABM-B10-20S-G14-6-P3
576471	G1/4	8	VABM-B10-20S-G14-8-P3
576473	G1/4	10	VABM-B10-20S-G14-10-P3
Tech Sheet 70159			

Compact Manifold Blocks for 3/2 Valves, Size 25

0009	Thread	No. of Stations	Manufacturer's Code
8026297	G3/8	2	VABM-B10-25S-G38-2-P3
8026299	G3/8	4	VABM-B10-25S-G38-4-P3
8026301	G3/8	6	VABM-B10-25S-G38-6-P3
8026303	G3/8	8	VABM-B10-25S-G38-8-P3
576473	G1/4	10	VABM-B10-20S-G14-10-P3
Tech Sheet 70144			

Solenoid Coils VACS

Solenoid Coil Without Plug Socket, Connection Pattern To EN 175301-803, Type C

0009	Voltage	Manufacturer's Code
8025331	12V DC	VACS-C-C1-5
8025330	24V DC	VACS-C-C1-1
8025336	48V DC	VACS-C-C1-7
8025335	24V AC	VACS-C-C1-1A
8025337	48V AC	VACS-C-C1-7A
Tech Sheet 71578		

Plug Sockets MSSD

To suit Type C to EN 175301-803

0009	Manufacturer's Code
151687	MSSD-EB
Tech Sheet 70184	

Blanking Plates

Cover Plates for VUVS, Common Supply

0009	To Suit	Manufacturer's Code
576409	G3/8	VABB-B10-20-A
8026208	G1/2	VABB-B10-25-A
8026334	G3/4	VABB-B10-30-A
Tech Sheet 70159		



Cover Plates for VUVS, 3/2 Way Valves

0009	To Suit	Manufacturer's Code
576411	G3/8	VABB-B10-20-E-P3
8026210	G1/2	VABB-B10-25-E-P3
8026336	G3/4	VABB-B10-30-E-P3
Tech Sheet 70161		



Cover Plates for VUVS, 5/2 & 5/3 Way Valves

0009	To Suit	Manufacturer's Code
576410	G3/8	VABB-B10-20-E
8026209	G1/2	VABB-B10-25-E
8026335	G3/4	VABB-B10-30-E
Tech Sheet 70160		

ELECTRICALLY ACTUATED DIRECTIONAL CONTROL VALVES

FESTO

VUVS-L Series, Solenoid Valves, Type B, with 24V DC Soleniod Coil

3/2 Way, Normally Closed, Single Solenoid Valve with Internal Pilot Supply

0009	Thread	Size mm	Function	LPM	Manufacturer's Code
575481	G1/4	25	Mechanical Spring	1000	VUVS-L25-M32C-MD-G14-F8-1B2
575574	G3/8	30	Mechanical Spring	2300	VUVS-L30-M32C-MD-G38-F8-1B2
			Tech Sheet 71579		

5/2 Way, Single Solenoid Valve with Internal Pilot Supply

0009	Thread	Size mm	Function	LPM	Manufacturer's Code
575513	G1/4	25	Mechanical Spring	1300	VUVS-L25-M52-MD-G14-F8-1B2
575606	G3/8	30	Mechanical Spring	2300	VUVS-L30-M52-MD-G38-F8-1B2
			Tech Sheet 71580		

5/2 Way, Double Solenoid Valve with Internal Pilot Supply

0009	Thread	Size mm	Function	LPM	Manufacturer's Code
575520	G1/4	25	Mechanical Spring	1300	VUVS-L25-B52-D-G14-F8-1B2
575613	G3/8	30	Mechanical Spring	2300	VUVS-L30-B52-D-G38-F8-1B2
			Tech Sheet 71581		

5/3 Way, Closed Mid Position, Solenoid Valve with Internal Pilot Supply

0009	Thread	Size mm	Function	LPM	Manufacturer's Code
575527	G1/4	25	Mechanical Spring	1200	VUVS-L25-P53C-MD-G14-F8-1B2
575620	G3/8	30	Mechanical Spring	2300	VUVS-L30-P53C-MD-G38-F8-1B2
			Tech Sheet 71582		

5/3 Way, Exhausted Mid Position, Solenoid Valve with Internal Pilot Supply

0009	Thread	Size mm	Function	LPM	Manufacturer's Code
575541	G1/4	25	Mechanical Spring	1000	VUVS-L25-P53E-MD-G14-F8-1B2
			Tech Sheet 71583		

VUVS-L Series, Solenoid Valves, Type C, with 24V DC Solenoid Coil



5/3 Way, Closed Mid Position, Solenoid Valve with Internal Pilot Supply

0009	Thread	Size mm	Function	LPM	Manufacturer's Code
575266	G1/8	20	Mechanical Spring	600	VUVS-L20-P53E-MD-G18-F7-1C1
			Tech Sheet 71584		

SOLENOID CONTROL VALVES

Solenoid Valves

Technical Data	1/8"	1/4"	3/8"	1/2"	Namur
Operating pressure:					
monostable bar	2.5 to 10				
bistable bar	1 to 10				
external pilot assisted bar	Vacuum to 10				
Minimum pilot pressure bar	2.5				
Operating temperature range	-10°C to +60°C				
Nominal diameter mm	5	7.5	13.3	15	7.5
Conductance C Nl/min - bar	121.43	264.26	505.52	971.43	264.26
Critical ratio b bar/bar	0.32	0.27	0.32	0.43	0.27
Flow rate at 6 bar ΔP 0.5 bar Nl/min	400	750	1560	3200	750
Flow rate at 6 bar ΔP 1 bar Nl/min	550	1100	2150	4600	1100
TRA / TRR monostable at 6 bar ms	15/35	19/45	21/72	36/60	7/15
TRA / TRR bistable at 6 bar ms	20/20	21/21	18/18	30/30	7/7
Coil voltage values	12; 24 VDC – 24; 110; 220 V AC 50/60Hz				
Power	2 W (DC) 3.5VA (AC)				
Voltage tolerance %	-10 to +15				
Insulation class	F 155				

Namur Interface Solenoid/Spring Valve

G1/4 Ports

9149	Description
7021020100	Single Solenoid 5/2 G1/4"

Namur Interface Solenoid/Solenoid Valve

G1/4 Ports

9149	Description
7021020200	Double Solenoid 5/2 G1/4"

3/2 Solenoid/Spring Valve, Normally Open

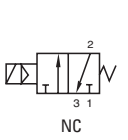

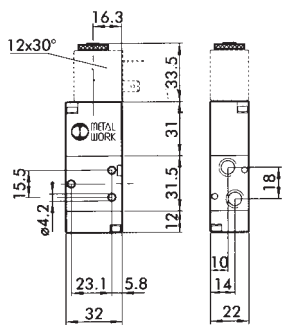

G1/8 Ports

9149	Description
7010020400	3/2 G1/8" NO

3/2 Solenoid/Spring Valve, Normally Open

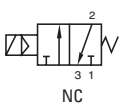

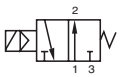

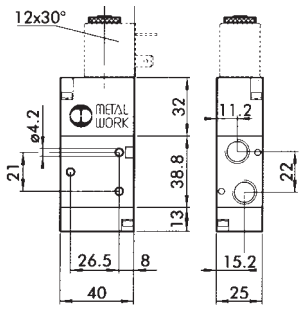

G1/4 Ports

9149	Description
7020020400	3/2 G1/4" NO

3/2 Solenoid/Spring Valve, Normally Open

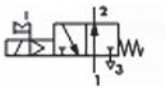

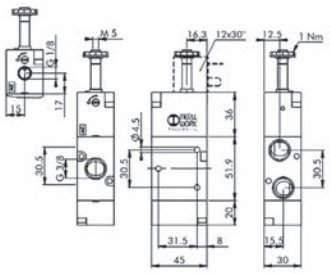

G3/8 Ports

9149	Description
7040020400	3/2 G3/8" NO

3/2 Solenoid/Spring Valve, Normally Open

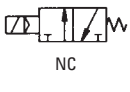

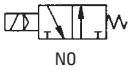

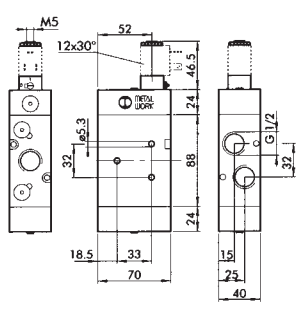

G1/2 Ports

9149	Description
7030020400	3/2 G1/2" NO Spring

FT PRO

For **Pre wired moulded DIN Plugs**
see page **1043**

SOLENOID CONTROL VALVES

3/2 Solenoid/Spring Valve, Normally Closed

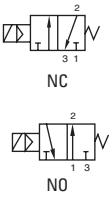

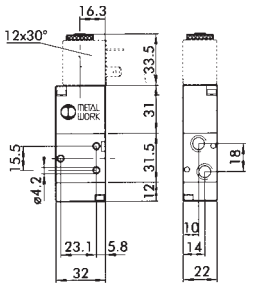

G1/8 Ports

9149	Description
7010020200	3/2 G1/8" NC

3/2 Solenoid/Spring Valve, Normally Closed

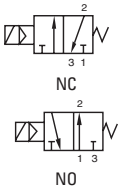

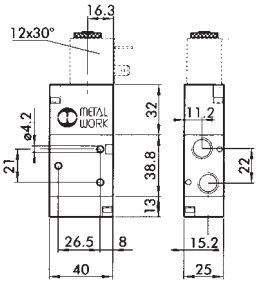

G1/4 Ports

9149	Description
7020020200	3/2 G1/4" NC

3/2 Solenoid/Spring Valve, Normally Closed

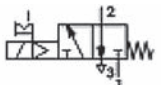

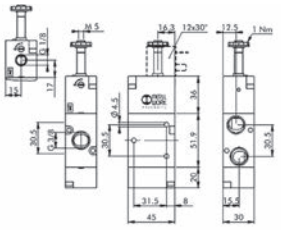

G3/8 Ports

9149	Description
7040020200	3/2 G3/8" NC

3/2 Solenoid/Spring Valve, Normally Closed

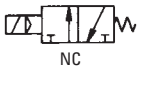

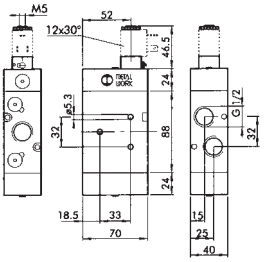

G1/2 Ports

9149	Description
7030020200	3/2 G1/2 NC Spring

3/2 Solenoid/Spring Valve, Normally Open Assisted

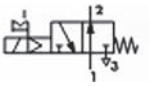

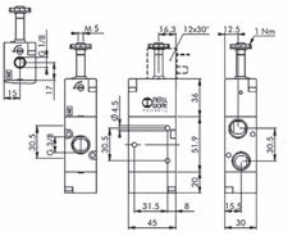

G3/8 Ports

9149	Description
7040020600	3/2 G3/8" NO ASS

3/2 Solenoid/Spring Valve, Normally Closed Assisted

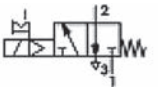

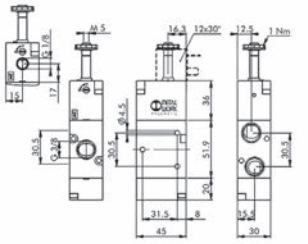

G3/8 Ports

9149	Description
7040020500	3/2 G3/8" NC ASS

3/2 Solenoid/Solenoid Valve, Normally Closed

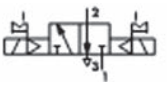

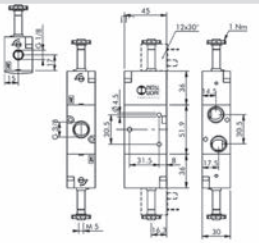

G3/8 Ports

9149	Description
7040020100	3/2 G3/8" NC

3/2 Solenoid/ Solenoid Valve, Normally Closed Assisted

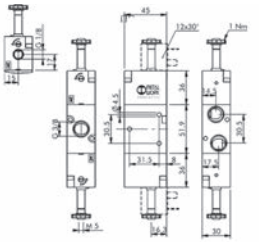

G3/8 Ports

9149	Description
7040020300	3/2 G3/8" ASS

SOLENOID CONTROL VALVES

5/2 Solenoid/Spring Valve

Note: solenoid coils must be ordered separately.

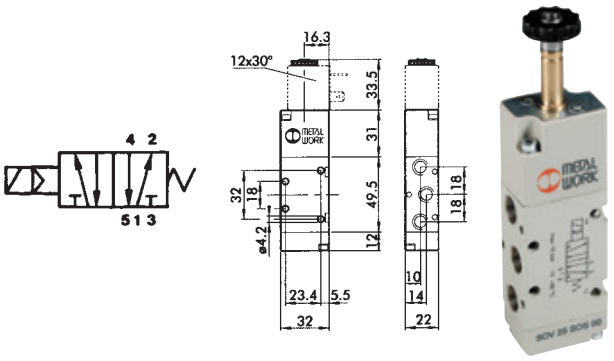

G1/8 Ports

9149	Description
7010021100	5/2 G1/8"

5/2 Solenoid/Spring Valve

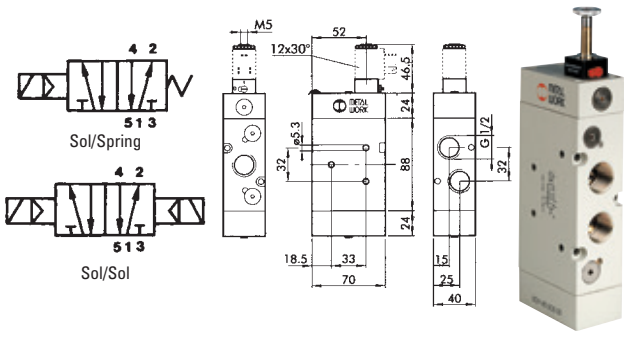

G1/2 Ports

9149	Description
7030021100	5/2 G1/2" Sol/Spring

5/2 Solenoid/Spring Valve

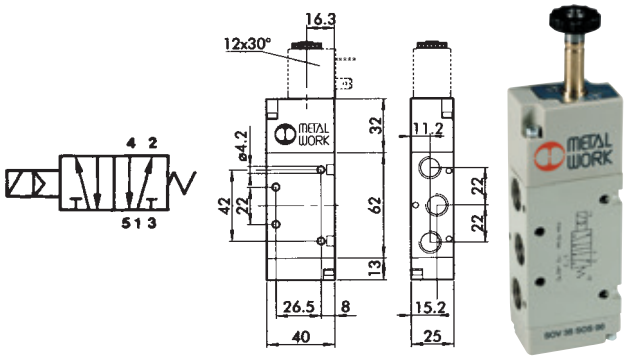

G1/4 Ports

9149	Description
7020021100	5/2 G1/4"

5/2 Solenoid/Spring Valve, Assisted

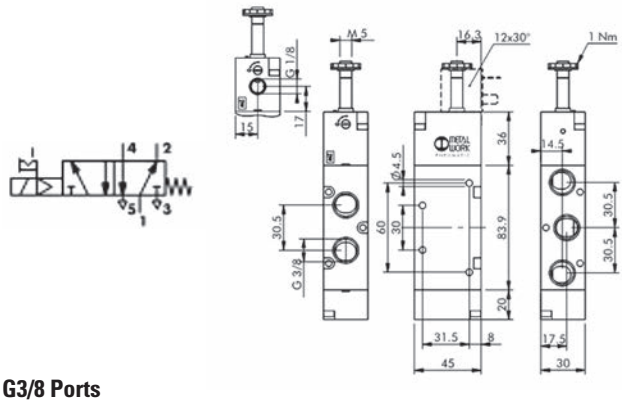

G3/8 Ports

9149	Description
7040021500	5/2 G3/8" ASS

5/2 Solenoid/Spring Valve

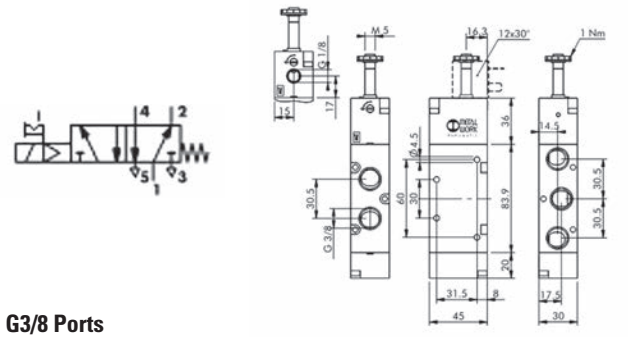

G3/8 Ports

9149	Description
7040021100	5/2 G3/8"

SOLENOID CONTROL VALVES

5/2 Solenoid/Solenoid Valve

Note: solenoid coils must be ordered separately.

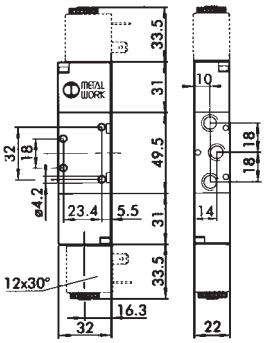

G1/8 Ports

9149	Description
7010021200	5/2 G1/8"

5/2 Solenoid/Solenoid Valve

Sol/Spring

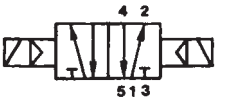

Sol/Sol

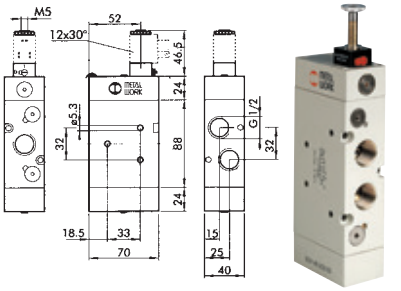

G1/2 Ports

9149	Description
7030021200	5/2 G1/2" Sol/Sol

5/2 Solenoid/Solenoid Valve

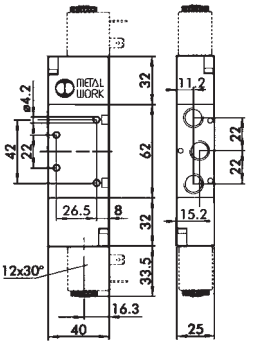

G1/4 Ports

9149	Description
7020021200	5/2 G1/4"

5/2 Solenoid/Solenoid Valve, Differential

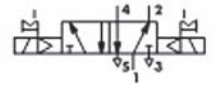

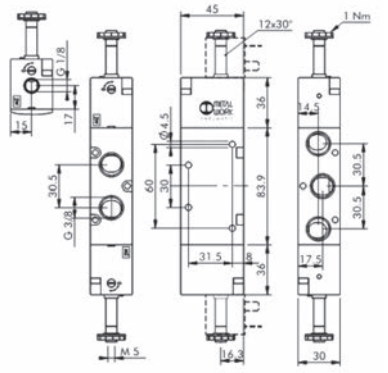

G3/8 Ports

9149	Description
7040021300	5/2 G3/8"

5/2 Solenoid/Solenoid Valve

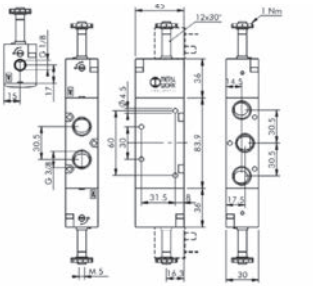

G3/8 Ports

9149	Description
7040021200	5/2 G3/8"

5/2 Solenoid/Solenoid Valve, Assisted

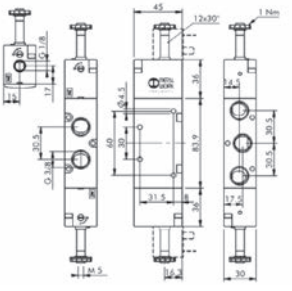

G3/8 Ports

9149	Description
7040021600	5/2 G3/8" ASS

SOLENOID CONTROL VALVES

5/3 Solenoid/Spring/Solenoid Valve, Pressure Centres

Technical Data
- Nominal diameter: 7.5mm
- Flow rate at 6 bar Δ P 0.5 bar: 750 Nl/min
- Flow rate at 6 bar Δ P 1 bar: 1100 Nl/min
- **Note: solenoid coils must be ordered separately.**

Operating Temperature Range: 10°C to +60°C

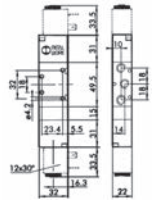

G1/8 Ports

9149	Description
7010022300	5/3 G1/8" PC

5/3 Solenoid/Spring/Solenoid Valve, Pressure Centres

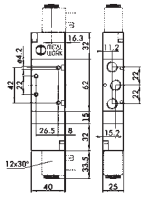

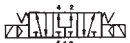
PC



G1/4 Ports

9149	Description
7020022300	5/3 G1/4" PC

5/3 Solenoid/Spring/Solenoid Valve, Pressure Centres

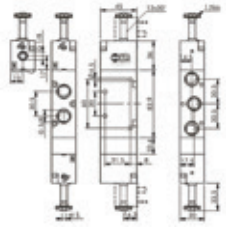

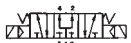
PC

Body only

G3/8 Ports

9149	Description
7040022300	5/3 G3/8" PC

5/3 Solenoid/Spring/Solenoid Valve, Closed Centres

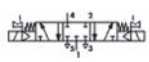
CC

G3/8 Ports

9149	Description
7040022100	5/3 G3/8" CC

5/3 Solenoid/Spring/Solenoid Valve, Pressure Centres

Technical Data
- Monostable solenoid/spring: 2.5 bar to 10 bar
- Bistable solenoid/solenoid: 1 to 10 bar
- Nominal diameter: 15mm
- Flow rate at 6 bar ΔP 1 bar: 4600Nl/min
- Absorbed power: 2W (DC) 3VA (AC)
- Voltages tolerances: -10°C to +15°C
- Degree of protection: IP65 - DIN 40050
- Solenoid rating: 100% ED

Operating Temperature Range: -10°C to +60°C

Maximum Temperature at 100% Solenoid rating: +70°C at +20°C ambient

Minimum Actuation Pressure: 2.5 bar

PC

CC

G1/2 Ports

9149	Description
7030022300	G1/2" PC Solenoid

5/3 Solenoid/Spring/ Solenoid Valve, Closed Centres

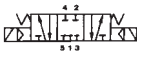

G1/2 Ports

9149	Description
7030022100	G1/2" CC Solenoid

5/3 Solenoid/Spring/Solenoid Valve, Closed Centres

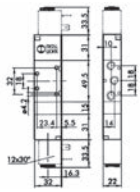

G1/8 Ports

9149	Description
7010022100	5/3 G1/8" CC

5/3 Solenoid/Spring/Solenoid Valve, Closed Centres

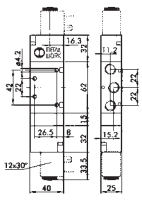

G1/4 Ports

9149	Description
7020022100	5/3 G1/4" CC

SOLENOID CONTROL VALVES

5/3 Solenoid/Spring/Solenoid Valve, Open Centres

Technical Data
- Nominal diameter: 7.5mm
- Flow rate at 6 bar Δ P 0.5 bar: 750 Nl/min
- Flow rate at 6 bar Δ P 1 bar: 1100 Nl/min
- **Note: solenoid coils must be ordered separately.**

Operating Temperature range: -10°C to +60°C

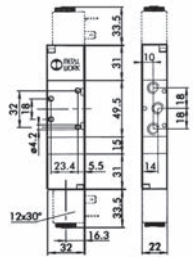

G1/8 Ports

9149	Description
7010022200	5/3 G1/8" OC

5/3 Solenoid/Spring/Solenoid Valve, Open Centres

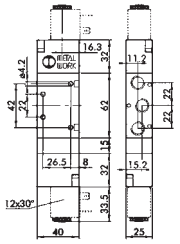

G1/4 Ports

9149	Description
7020022200	5/3 G1/4" OC

5/3 Solenoid/Spring/Solenoid Valve, Open Centres

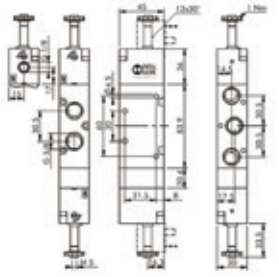

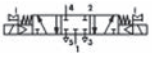

Body only

G3/8 Ports

9149	Description
7040022200	5/3 G3/8" OC

5/3 Solenoid/Spring/Solenoid Valve,Open Centres

Technical Data
- Monostable solenoid/spring: 2.5 bar to 10 bar
- Bistable solenoid/solenoid: 1 to 10 bar
- Nominal diameter: 15mm
- Flow rate at 6 bar ΔP 1 bar: 4600Nl/min
- Absorbed power: 2W (DC) 3VA (AC)
- Voltages tolerances: -10°C to +15°C
- Degree of protection: IP65 - DIN 40050
- Solenoid rating: 100% ED

Operating Temperature Range: -10°C to +60°C

Maximum Temperature at 100% Solenoid rating: +70°C at +20°C ambient

Minimum Actuation Pressure: 2.5 bar

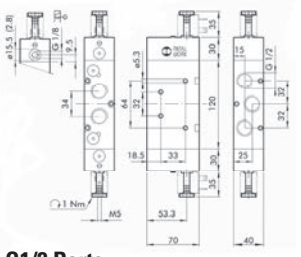

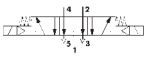

G1/2 Ports

9149	Description
7030022200	G1/2" OC Solenoid

5/3 Solenoid/Spring/Solenoid Valve, Pressure Centres Assisted

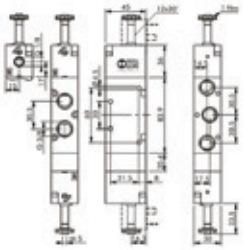

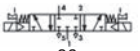

Body only

G3/8 Ports

9149	Description
7040022600	5/3 G3/8" PC ASS

5/3 Solenoid/Spring/Solenoid Valve, Closed Centres Assisted

G3/8 Ports

9149	Description
7040022400	5/3 G3/8" CC ASS

5/3 Solenoid/Spring/Solenoid Valve, Open Centres Assisted

G3/8 Ports

9149	Description
7040022500	5/3 G3/8" OC ASS

SOLENOID CONTROL VALVES

Solenoid Coils for ISO 5599 Valves, Size 1

Technical Data
- Voltage tolerances: -10% to +15%
- Insulation class: F155
- Degree of protection: IP65 -DIN 40050
- Solenoid rating: 100%
- Electric contact: AMP DIN 43650 2 contacts + 1 earth

Operating Temperature Range:
-20°C to +120°C

Maximum Temperature at 100% Solenoid Rating:
+70°C at +20°C ambient temperature

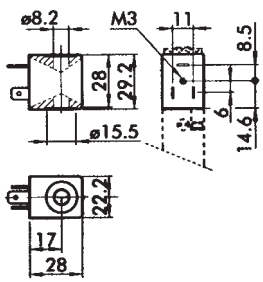

22mm

9149	Nominal Voltage	Power Inrush	Input Holding	Type
W0215000101	24V DC	2W	2W	22 Ø8 BA 2W-24V DC
W0215000111	24V 50/60Hz	4VA	3VA	22 Ø8 BA 3V-24V AC
W0215000121	110V 50/60Hz	4VA	2W	22 Ø8 BA 3VA-110V AC
W0215000131	220V 50/60Hz	4VA	2W	22 Ø8 3VA-220V AC

Solenoid Coils, 5W

Technical Data
- Monostable solenoid/spring: 2.5 bar to 10 bar
- Bistable solenoid/solenoid: 1 to 10 bar
- Nominal diameter: 15mm
- Flow rate at 6 bar ΔP 1 bar: 4600Nl/min
- Absorbed power: 2W (DC) 3VA (AC)
- Voltages tolerances: -10°C to +15°C
- Degree of protection: IP65 - DIN 40050
- Solenoid rating: 100% ED
- **Note: solenoid coils must be ordered separately.**

Operating Temperature Range:
-10°C to +60°C

Maximum Temperature at 100% Solenoid Rating:
+70°C at +20°C ambient temperature

Minimum Actuation Pressure:
2.5 bar

22mm

9182	Nominal Voltage	Power Inrush	Input Holding	Type
W0215000001	24V DC	5W	5W	22 Ø8 5W-24V DC
W0215000011	24V 50/60Hz	8VA	5VA	22 Ø8 5VA-24V AC
W0215000021	110V 50/60Hz	8VA	5VA	22 Ø8 5VA-110V AC
W0215000031	220V 50/60Hz	8VA	5VA	22 Ø8 5W-220V AC

Manifolds

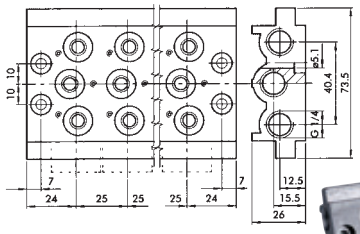

G1/8" Ports

In-line, 1/8" Ports

9149	Description
0223000201	2 Position
0223000301	3 Position
0223000401	4 Position
0223000501	5 Position
0223000601	6 Position
0223000701	7 Position
0226004500	Blanking Plate Size 1/8"

Manifolds

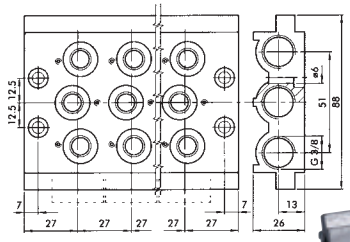

G1/4" Ports

In-line, 1/4" Ports

9149	Description
0224000201	2 Position
0224000401	4 Position
0224000501	5 Position
0224000601	6 Position
0224000701	7 Position
0226004500	Blanking Plate Size 1/8"
0226005500	Blanking Plate Size 1/4"

FT PRO

For **Pre wired moulded DIN Plugs**
see page **1043**

EXCEL 32 V03, V04 & V05 SERIES

- Extensive range of power and orifice size option
- G1/8, G1/4 and 7mm interface
- Compact installation
- Removable coil
- Standard exhaust diffuser
- Choice of manual override

Medium:
Compressed air, filtered, lubricated and non-lubricate

Materials:
Coil: Glass reinforced nylon
Armature: Stainless steel
Base:
Zinc alloy (G1/8), brass (G1/4), polyester (interface)
Seals: Nitrile (viton top seat)

Working Temperature:
-20°C to +50°C

Note: the below valves are only available in 24V DC.

V03 Series

V03 2/2 NC 24V DC 0-10 bar 1mm Orific

0036	Thread
V03A286J-B613A	G1/8
Tech Sheet 10363	

V03 3/2 NC 24V DC 0-10 bar 1mm Orific

0036	Thread
V03X486J-B613A	Interface
V03A486J-B613A	G1/8
Tech Sheet 10363	

V04 Series

V04 2/2 SOL NC 0-10 bar 2.5mm Orific

0036	Thread	Voltage
V04X286M-B623A	Interface	24V DC
V04A286M-B623A	G1/8	24V DC
V04A286M-B628A	G1/8	110/50-60
V04A286M-B629A	G1/8	220/50-60
V04B286M-B423A	G1/4	24V DC
V04B286M-B428A	G1/4	220/50-60
V04B286M-B429A	G1/4	220/50-60
Tech Sheet 10363		

V04 3/2 SOL NC 0-10 bar 2mm Orific

0036	Thread	Voltage
V04X486L-B623A	Interface	24V DC
V04X486L-B628A	Interface	110/50-60
V04X486L-B629A	Interface	220/50-60
V04A486L-B623A	G1/8	24V DC
V04A486L-B628A	G1/8	110/50-60
V04A486L-B629A	G1/8	220/50-60
Tech Sheet 10363		

V04 3/2 SOL NO 0-10 bar 2mm Orific

0036	Thread	Voltage
V04X386L-B623A	Interface	24V DC
V04X386L-B628A	Interface	110/50-60
V04X386L-B629A	Interface	220/50-60
V04A386L-B623A	G1/8	24V DC
V04A386L-B628A	G1/8	110/50-60
V04A386L-B629A	G1/8	220/50-60
Tech Sheet 10363		



V05 Series

V05 2/2 SOL NC 0-16 bar 2.5mm Orific

0036	Thread	Voltage
V05X286M-B633A	Interface	24V DC
V05X286M-B638A	Flange	110/120V
V05B286M-B433A	G1/4	24V DC
Tech Sheet 10363		

V05 3/2 SOL NC 0-10 bar 2.5mm Orific

0036	Thread	Voltage
V05X486M-B633A	Interface	24V DC
V05X486M-B638A	Interface	110/50-60
V05X486M-B639A	Interface	220/50-60
V05A486M-B633A	G1/8	24V DC
V05A486M-B638A	G1/8	110/50-60
V05A486M-B639A	G1/8	220/50-60
Tech Sheet 10363		

Accessories for Excel 32

Manifolds to suit Interface Valves G1/8

0036	No. of Stations
M/P35598/1	1
M/P35598/2	2
M/P35598/3	3
M/P35598/4	4
M/P35598/5	5
M/P35598/6	6
M/P35598/8	8
M/P35598/9	9
M/P35598/10	10
Tech Sheet 10363	

V03, V04 & V05 Spare Solenoid Coils

0036	To Suit	Voltage
V03X286A-Q1213	V03	24V DC
V04X286A-Q1228	V04	110/50-60
V04X286A-Q1229	V04	220/50-60
V05X286A-Q1233	V05	24V DC
V05X286A-Q1238	V05	110/50-60
V05X286A-Q1239	V05	220/50-60
Tech Sheet 10363		

V60

In-line Valves Solenoid/Pilot Operated

High Flow Rates:
G1/8 - 750 L/min, G1/4 - 1,300 L/min,
G3/8 - 2,600 L/min, G1/2 - 4,200 L/min available
Multifunctional: 3/2, 2x 3/2, 5/2, 5/3
Medium: Compressed air, filtered to 50micron, lubricated or non-lubricated

- Maintenance free
- Proven sealing system
- Small volumetric size
- Multiple solenoid/manual override variations

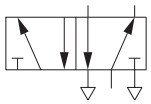

Solenoid Actuated, BSPP

0036	Thread	Function	Actuation
V60A413A-A2000	1/8"	3/2 NC	Sol/Spring
V60A513A-A2000	1/8"	5/2	Sol/Spring
V60A511A-A3000	1/8"	5/2	Sol/Sol
V61B413A-A2000	1/4"	3/2 NC	Sol/Spring
V61B513A-A2000	1/4"	5/2	Sol/Spring
V61B511A-A3000	1/4"	5/2	Sol/Sol
V62C413A-A2000	3/8"	3/2 NC	Sol/Spring
V62C513A-A2000	3/8"	5/2	Sol/Spring
V62C511A-A3000	3/8"	5/2	Sol/Sol
Tech Sheet 20152			

Pilot Actuated, BSPP

0036	Thread	Function	Actuation
V60A4D7A-XA090	1/8"	3/2 NC	Pilot/Spring
V60A5D7A-XA090	1/8"	5/2	Pilot/Spring
V60A5DDA-XA020	1/8"	5/2	Pilot/Pilot
V61B4D7A-XA090	1/4"	3/2 NC	Pilot/Spring
V61B5D7A-XA090	1/4"	5/2	Pilot/Spring
V61B5DDA-XA020	1/4"	5/2	Pilot/Pilot
V62C4D7A-XA090	3/8"	3/2 NC	Pilot/Spring
V62C5D7A-XA090	3/8"	5/2	Pilot/Spring
V62C5DDA-XA020	3/8"	5/2	Pilot/Pilot
Tech Sheet 20152			

V60 Accessories

Solenoid Coils 22mm DIN EN 175 301-803 (DIN 43650 B)

0036	Voltage
V10626-A13L	24V DC-2W
V10626-A18L	110V AC-4/2.5W
V10626-A19L	240V AC-6/5VA
Tech Sheet 20152	

EXCEL 22 M/48 & M/49 SERIES

Solenoid Actuated 22mm Poppet Valves

M5 3/2 Sol/Spring Sub-base

0036	Voltage
M/48/MAZ13J	24V DC
M/48/MAZ19J	220V AC
Tech Sheet 20154	

G1/8 3/2 Sol/Spring Sub-base

0036	Voltage
M/49/MAZ14J	24V AC
M/49/MAZ13J	24V DC
M/49/MAZ18J	110V AC
M/49/MAZ19J	220V AC
Tech Sheet 20154	

Spare Coils

0036	Voltage
QM/48/13J/21	24V DC
QM/48/14J/21	24V AC
QM/48/18J/21	110V AC
QM/48/19J/21	220V AC
Tech Sheet 20154	

Spare DIN 22mm Plug

0036
M/P19063
Tech Sheet 20154

DIRECTIONAL CONTROL VALVES

Series A, Directly Operated Solenoid Valves

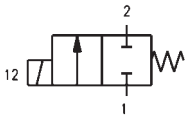

M5, 2/2 NC Solenoid Valves (A32)

0158	Orifice mm	Voltage
A321 0C2	1.5	Valve Only
A321 0C2 U72	1.5	12V DC 5W
A321 0C2 U73	1.5	24V DC 5W
A321 0C2 U74	1.5	48V DC 5.3W
A321 0C2 U76	1.5	110V DC 4.2W
A321 0C2 U7H	1.5	24V AC 3.5VA
A321 0C2 U7K	1.5	110V AC 4.3VA
A321 0C2 U7J	1.5	240V AC 4VA
Tech Sheet 1845		

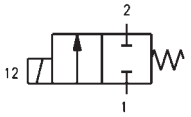

G1/8", 2/2 NC Solenoid Valves (A32)

0158	Orifice mm	Voltage
A321 1C2	1.5	Valve Only
A321 1C2 U72	1.5	12V DC 5W
A321 1C2 U73	1.5	24V DC 5W
A321 1C2 U74	1.5	48V DC 5.3W
A321 1C2 U76	1.5	110V DC 4.2W
A321 1C2 U7H	1.5	24V AC 3.5VA
A321 1C2 U7K	1.5	110V AC 4.3VA
A321 1C2 U7J	1.5	240V AC 4VA
A321 1D2	2	Valve Only
A321 1D2 U72	2	12V DC 5W
A321 1D2 U73	2	24V DC 5W
A321 1D2 U74	2	48V DC 5.3W
A321 1D2 U76	2	110V DC 4.2W
A321 1D2 U7H	2	24V AC 3.5VA
A321 1D2 U7K	2	110V AC 4.3VA
A321 1D2 U7J	2	240V AC 4VA
A321 1E2	2.5	Valve Only
A321 1E2 U72	2.5	12V DC 5W
A321 1E2 U73	2.5	24V DC 5W
A321 1E2 U74	2.5	48V DC 5.3W
A321 1E2 U76	2.5	110V DC 4.2W
A321 1E2 U7H	2.5	24V AC 3.5VA
A321 1E2 U7K	2.5	110V AC 4.3VA
A321 1E2 U7J	2.5	240V AC 4VA
Tech Sheet 1845		

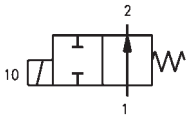

M5, 2/2 NO Solenoid Valves (A32)

0158	Orifice mm	Voltage
A322 0C2	1.8	Valve Only
A322 0C2 U72	1.8	12V DC 5W
A322 0C2 U73	1.8	24V DC 5W
A322 0C2 U74	1.8	48V DC 5.3W
A322 0C2 U76	1.8	110V DC 4.2W
A322 0C2 U7H	1.8	24V AC 3.5VA
A322 0C2 U7K	1.8	110V AC 4.3VA
A322 0C2 U7J	1.8	240V AC 4VA
Tech Sheet 1845		

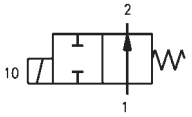

G1/8", 2/2 NO Solenoid Valves (A32)

0158	Orifice mm	Voltage
A322 1C2	1.8	Valve Only
A322 1C2 U72	1.8	12V DC 5W
A322 1C2 U73	1.8	24V DC 5W
A322 1C2 U74	1.8	48V DC 5.3W
A322 1C2 U76	1.8	110V DC 4.2W
A322 1C2 U7H	1.8	24V AC 3.5VA
A322 1C2 U7K	1.8	110V AC 4.3VA
A322 1C2 U7J	1.8	240V AC 4VA
Tech Sheet 1845		

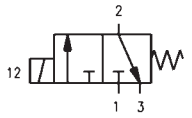

M5, 3/2 NC Solenoid Valves (A33)

0158	Orifice mm	Voltage
A331 0C2	1.5	Valve Only
A331 0C2 U72	1.5	12V DC 5W
A331 0C2 U73	1.5	24V DC 5W
A331 0C2 U74	1.5	48V DC 5.3W
A331 0C2 U76	1.5	110V DC 4.2W
A331 0C2 U7H	1.5	24V AC 3.5VA
A331 0C2 U7K	1.5	110V AC 4.3VA
A331 0C2 U7J	1.5	240V AC 4VA
Tech Sheet 1845		

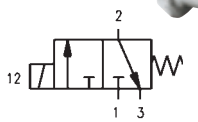

G1/8", 3/2 NC Solenoid Valves (A33)

0158	Orifice mm	Voltage
A331 1C2	1.5	Valve Only
A331 1C2 U72	1.5	12V DC 5W
A331 1C2 U73	1.5	24V DC 5W
A331 1C2 U74	1.5	48V DC 5.3W
A331 1C2 U76	1.5	110V DC 4.2W
A331 1C2 U7H	1.5	24V AC 3.5VA
A331 1C2 U7K	1.5	110V AC 4.3VA
A331 1C2 U7J	1.5	240V AC 4VA
Tech Sheet 1845		

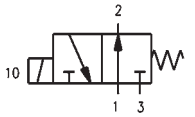

M5, 3/2 NO Solenoid Valves (A33)

0158	Orifice mm	Voltage
A332 0C2	1.5	Valve Only
A332 0C2 U72	1.5	12V DC 5W
A332 0C2 U73	1.5	24V DC 5W
A332 0C2 U74	1.5	48V DC 5.3W
A332 0C2 U76	1.5	110V DC 4.2W
A332 0C2 U7H	1.5	24V AC 3.5VA
A332 0C2 U7K	1.5	110V AC 4.3VA
A332 0C2 U7J	1.5	240V AC 4VA
Tech Sheet 1845		

G1/8", 3/2 NO Solenoid Valves (A33)

0158	Orifice mm	Voltage
A332 1C2	1.5	Valve Only
A332 1C2 U72	1.5	12V DC 5W
A332 1C2 U73	1.5	24V DC 5W
A332 1C2 U74	1.5	48V DC 5.3W
A332 1C2 U76	1.5	110V DC 4.2W
A332 1C2 U7H	1.5	24V AC 3.5VA
A332 1C2 U7K	1.5	110V AC 4.3VA
A332 1C2 U7J	1.5	240V AC 4VA
Tech Sheet 1845		

Series 3, Electro Pneumatically Operated Solenoid Valves

Actuation:
Solenoid/Spring

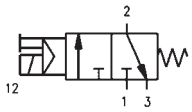

G1/8", 3/2 NC Single Solenoid Valves (338)

0158	Voltage
338 015 02	Valve Only
338 015 02 U7H	24V 50/60Hz 3.5VA
338 015 02 U7K	110V 50/60Hz 3.5VA
338 015 02 U7J	240V 50/60Hz 4VA
338 015 02 U72	12V DC 5W
338 015 02 U73	24V DC 5W
338 015 02 U74	48V DC 5W
338 015 02 U76	110V DC 5W
338 015 02 U77	24V DC 3W
Tech Sheet 1847	

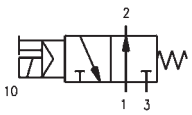

G1/8", 3/2 NO Single Solenoid Valves (348)

0158	Voltage
348 015 02	Valve Only
348 015 02 U7H	24V 50/60Hz 3.5VA
348 015 02 U7K	110V 50/60Hz 3.5VA
348 015 02 U7J	240V 50/60Hz 4VA
348 015 02 U72	12V DC 5W
348 015 02 U73	24V DC 5W
348 015 02 U74	48V DC 5W
348 015 02 U76	110V DC 5W
348 015 02 U77	24V DC 3W
Tech Sheet 1847	

Actuation:
Solenoid/Solenoid

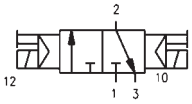

G1/8", 3/2 Manual Override Double Solenoid Valves (338)

0158	Voltage
338 011 02 U7H	24V 50/60Hz 3.5VA
338 011 02 U7K	110V 50/60HZ 3.5VA
338 011 02 U7J	240V 50/60Hz 4VA
338 011 02 U72	12V DC 5W
338 011 02 U73	24V DC 5W
338 011 02 U74	48V DC 5W
338 011 02 U76	110V DC 5W
338 011 02 U77	24V DC 3W
Tech Sheet 1847	

Actuation:
Solenoid/Spring

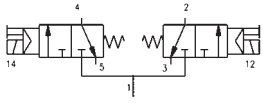

G1/8", 3/2 x 3/2 NC Double Valves S.R. Solenoid Valves (338)

0158	Voltage
338D 015 02	Valve Only
338D 015 02 U7H	24V 50/60Hz 3.5VA
338D 015 02 U7K	110V 50/60Hz 3.5VA
338D 015 02 U7J	240V 50/60Hz 4VA
338D 015 02 U72	12V DC 5W
338D 015 02 U73	24V DC 5W
338D 015 02 U74	48V DC 5W
338D 015 02 U76	110V DC 5W
338D 015 02 U77	24V DC 3W
Tech Sheet 1847	

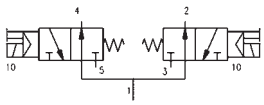

G1/8", 3/2 x 3/2 NO Double Valves S.R. Solenoid Valves (348)

0158	Voltage
348D 015 02	Valve Only
348D 015 02 U7H	24V 50/60Hz 3.5VA
348D 015 02 U7K	110V 50/60Hz 3.5VA
348D 015 02 U7J	240V 50/60Hz 4VA
348D 015 02 U72	12V DC 5W
348D 015 02 U73	24V DC 5W
348D 015 02 U74	48V DC 5W
348D 015 02 U76	110V DC 5W
348D 015 02 U77	24V DC 3W
Tech Sheet 1847	

Actuation:
Solenoid/Spring

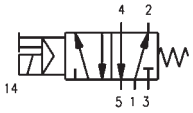

G1/8", 5/2 Manual Override Single Solenoid Valves (358)

0158	Voltage
358 015 02	Valve Only
358 015 02 U7H	24V 50/60Hz 3.5VA
358 015 02 U7K	110V 50/60Hz 3.5VA
358 015 02 U7J	240V 50/60Hz 4VA
358 015 02 U72	12V DC 5W
358 015 02 U73	24V DC 5W
358 015 02 U74	48V DC 5W
358 015 02 U76	110V DC 5W
358 015 02 U77	24V DC 3W
Tech Sheet 1847	

Actuation:
Solenoid/Solenoid

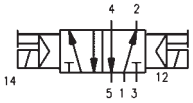

G1/8", 5/2 Manual Override Double Solenoid Valves (358)

0158	Voltage
358 011 02	Valve Only
358 011 02 U7H	24V 50/60Hz 3.5VA
358 011 02 U7K	110V 50/60Hz 3.5VA
358 011 02 U7J	240V 50/60Hz 4VA
358 011 02 U72	12V DC 5W
358 011 02 U73	24V DC 5W
358 011 02 U74	48V DC 5W
358 011 02 U76	110V DC 5W
358 011 02 U77	24V DC 3W
Tech Sheet 1847	

DIRECTIONAL CONTROL VALVES

CAMOZZI Automation

Series 3, Electro Pneumatically Operated Solenoid Valves

Actuation: Solenoid/Solenoid

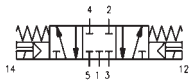

G1/8", 5/3 C/C Double Solenoid Valves (368)

0158	Voltage
368 011 02	Valve Only
368 011 02 U7H	24V 50/60Hz 3.5VA
368 011 02 U7K	110V 50/60Hz 3.5VA
368 011 02 U7J	240V 50/60Hz 4VA
368 011 02 U72	12V DC 5W
368 011 02 U73	24V DC 5W
368 011 02 U74	48V DC 5W
368 011 02 U76	110V DC 5W
368 011 02 U77	24V DC 3W
Tech Sheet 1847	

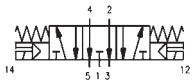

G1/8", 5/3 C/O Double Solenoid Valves (378)

0158	Voltage
378 011 02	Valve Only
378 011 02 U7H	24V 50/60Hz 3.5VA
378 011 02 U7K	110V 50/60Hz 3.5VA
378 011 02 U7J	240V 50/60Hz 4VA
378 011 02 U72	12V DC 5W
378 011 02 U73	24V DC 5W
378 011 02 U74	48V DC 5W
378 011 02 U76	110V DC 5W
378 011 02 U77	24V DC 3W
Tech Sheet 1847	

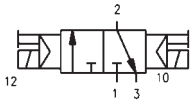

G1/8", 5/3 NC & NO Double Valve P/C Double Solenoid Valves (388)

0158	Voltage
388 011 02	Valve Only
388 011 02 U7H	24V 50/60Hz 3.5VA
388 011 02 U7K	110V 50/60Hz 3.5VA
388 011 02 U7J	240V 50/60Hz 4VA
388 011 02 U72	12V DC 5W
388 011 02 U73	24V DC 5W
388 011 02 U74	48V DC 5W
388 011 02 U76	110V DC 5W
388 011 02 U77	24V DC 3W
Tech Sheet 1847	

Series 3, Electro Pneumatically Operated High Flow Solenoid Valves

Actuation: Solenoid/Spring

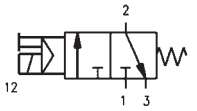

G1/4", 3/2 NC Single Solenoid Valves (334)

0158	Voltage
334 015 02	Valve Only
334 015 02 U7H	24V 50/60Hz 3.5VA
334 015 02 U7K	110V 50/60Hz 3.5VA
334 015 02 U7J	230V 50/60Hz 4VA
334 015 02 U72	12V DC 5W
334 015 02 U73	24V DC 5W
334 015 02 U74	48V DC 5W
334 015 02 U76	110V DC 5W
334 015 02 U77	24V DC 3W
Tech Sheet 1847	

Actuation: Solenoid/Spring

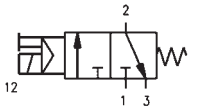

G1/4", 3/2 NC External Servo Single Solenoid Valves (334)

0158	Voltage
334 E15 02	Valve Only
334 E15 02 U7H	24V 50/60Hz 3.5VA
334 E15 02 U7K	110V 50/60Hz 3.5VA
334 E15 02 U7J	230V 50/60Hz 4VA
334 E15 02 U72	12V DC 5W
334 E15 02 U73	24V DC 5W
334 E15 02 U74	48V DC 5W
334 E15 02 U76	110V DC 5W
334 E15 02 U77	24V DC 3W
Tech Sheet 1847	

Actuation: Solenoid/Solenoid

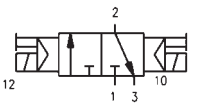

G1/4", 3/2 NC Double Solenoid Valves (334)

0158	Voltage
334 011 02	Valve Only
334 011 02 U7H	24V 50/60Hz 3.5VA
334 011 02 U7K	110V 50/60Hz 3.5VA
334 011 02 U7J	230V 50/60Hz 4VA
334 011 02 U72	12V DC 5W
334 011 02 U73	24V DC 5W
334 011 02 U74	48V DC 5W
334 011 02 U76	110V DC 5W
334 011 02 U77	24V DC 3W
Tech Sheet 1847	

Actuation: Solenoid/Solenoid

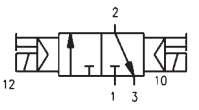

G1/4", 3/2 External Servo Double Solenoid Valves (334)

0158	Voltage
334 E11 02	Valve Only
334 E11 02 U7H	24V 50/60Hz 3.5VA
334 E11 02 U7K	110V 50/60Hz 3.5VA
334 E11 02 U7J	230V 50/60Hz 4VA
334 E11 02 U72	12V DC 5W
334 E11 02 U73	24V DC 5W
334 E11 02 U74	48V DC 5W
334 E11 02 U76	110V DC 5W
334 E11 02 U77	24V DC 3W
Tech Sheet 1847	

Series 3, Electro Pneumatically Operated High Flow Solenoid Valves

Actuation: Solenoid/Spring

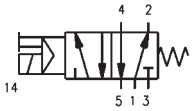

G1/4", 5/2 Single Solenoid Valves (354)

0158	Voltage
354 015 02	Valve Only
354 015 02 U7H	24V 50/60Hz 3.5VA
354 015 02 U7K	110V 50/60Hz 3.5VA
354 015 02 U7J	230V 50/60Hz 4VA
354 015 02 U72	12V DC 5W
354 015 02 U73	24V DC 5W
354 015 02 U74	48V DC 5W
354 015 02 U76	110V DC 5W
354 015 02 U77	24V DC 3W
Tech Sheet 1847	

Actuation: Solenoid/Spring

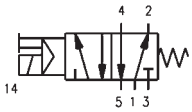

G1/4", 5/2 External Servo Single Solenoid Valves (354)

0158	Voltage
354 E15 02	Valve Only
354 E15 02 U7H	24V 50/60Hz 3.5VA
354 E15 02 U7K	110V 50/60Hz 3.5VA
354 E15 02 U7J	230V 50/60Hz 4VA
354 E15 02 U72	12V DC 5W
354 E15 02 U73	24V DC 5W
354 E15 02 U74	48V DC 5W
354 E15 02 U76	110V DC 5W
354 E15 02 U77	24V DC 3W
Tech Sheet 1847	

Actuation: Solenoid/Solenoid

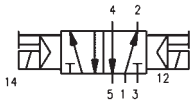

G1/4", 5/2 Double Solenoid Valves (354)

0158	Voltage
354 011 02	Valve Only
354 011 02 U7H	24V 50/60Hz 3.5VA
354 011 02 U7K	110V 50/60Hz 3.5VA
354 011 02 U7J	230V 50/60Hz 4VA
354 011 02 U72	12V DC 5W
354 011 02 U73	24V DC 5W
354 011 02 U74	48V DC 5W
354 011 02 U76	110V DC 5W
354 011 02 U77	24V DC 3W
Tech Sheet 1847	

G1/4", 5/2 External Servo Double Solenoid Valves (354)

0158	Voltage
354 E11 02	Valve Only
354 E11 02 U7H	24V 50/60Hz 3.5VA
354 E11 02 U7K	110V 50/60Hz 3.5VA
354 E11 02 U7J	230V 50/60Hz 4VA
354 E11 02 U72	12V DC 5W
354 E11 02 U73	24V DC 5W
354 E11 02 U74	48V DC 5W
354 E11 02 U76	110V DC 5W
354 E11 02 U77	24V DC 3W
Tech Sheet 1847	

Actuation: Solenoid/Solenoid

G1/4", 5/3 C/C Manual Override Double Solenoid Valves(364)

0158	Voltage
364 011 02	Valve Only
364 011 02 U7H	24V 50/60Hz 3.5VA
364 011 02 U7K	110V 50/60Hz 4.3VA
364 011 02 U7J	240V 50/60Hz 4VA
364 011 02 U72	12V DC 5W
364 011 02 U73	24V DC 5W
364 011 02 U74	48V DC 5W
364 011 02 U76	110V DC 4.2W
364 011 02 U77	24V DC 3W
Tech Sheet 1847	

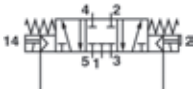

G1/4", 5/3 C/C Manual Override Double Solenoid Valves External Pilot (364)

0158	Voltage
364 E11 02	Valve Only
364 E11 02 U7H	24V 50/60Hz 3.5VA
364 E11 02 U7K	110V 50/60Hz 4.3VA
364 E11 02 U7J	240V 50/60Hz 4VA
364 E11 02 U72	12V DC 5W
364 E11 02 U73	24V DC 5W
364 E11 02 U74	48V DC 5W
364 E11 02 U76	110V DC 4.2W
364 E11 02 U77	24V DC 3W
Tech Sheet 1847	

G1/4", 5/3 C/O Manual Override Double Solenoid Valves (374)

0158	Voltage
374 011 02	Valve Only
374 011 02 U7H	24V 50/60Hz 3.5VA
374 011 02 U7K	110V 50/60Hz 4.3VA
374 011 02 U7J	240V 50/60Hz 4VA
374 011 02 U72	12V DC 5W
374 011 02 U73	24V DC 5W
374 011 02 U74	48V DC 5W
374 011 02 U76	110V DC 4.2W
374 011 02 U77	24V DC 3W
Tech Sheet 1847	

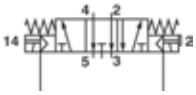

G1/4", 5/3 C/O Manual Override Double Solenoid Valves External Pilot (374)

0158	Voltage
374 E11 02	Valve Only
374 E11 02 U7H	24V 50/60Hz 3.5VA
374 E11 02 U7K	110V 50/60Hz 4.3VA
374 E11 02 U7J	240V 50/60Hz 4VA
374 E11 02 U72	12V DC 5W
374 E11 02 U73	24V DC 5W
374 E11 02 U74	48V DC 5W
374 E11 02 U76	110V DC 4.2W
374 E11 02 U77	24V DC 3W
Tech Sheet 1847	

DIRECTIONAL CONTROL VALVES

Solenoid Coils for Electro Pneumatically Operated Valves

- Solenoid DIN connector use Form B.

U70 Solenoid Coils

0158	Voltage
U7H	24V 50/60Hz 3.5VA
U7K	110V 50/60Hz 3.5VA
U7J	240V 50/60Hz 4VA
U77	24V DC 3W
U71	6V DC 5W
U72	12V DC 5W
U73	24V DC 5W
U74	48V DC 5W
U76	110V DC 5W
Tech Sheet 10313	

- Solenoid DIN connector use Form B.

G70 Solenoid Coils

0158	Voltage
G7H	24V 50/60Hz 3.5VA
G7K	110V 50/60Hz 3.5VA
G7J	240V 50/60Hz 4VA
G79	48V DC 3W
G77	24V DC 3W
G72	12V DC 5W
G73	24V DC 5W
G76	110V DC 4W
Tech Sheet 10313	

- Solenoid DIN connector use Form A.

A80 Solenoid Coils

0158	Voltage
A8B	24V 50/60Hz 5VA
A8D	110V 50/60Hz 5VA
A8E	220V 50/60Hz 5VA
A83	24V DC 4W
A84	48V DC 4W
A86	110V DC 4W
Tech Sheet 10313	

- Solenoid DIN connector use Form B.

G80 Solenoid Coils

0158	Voltage
G93	24V Coil
Tech Sheet 10313	

Solenoid DIN Connectors

Black Connectors

0158	Type
KA132000B9	Form A 18mm Pin Spacing
KB132000B9	Form B 11mm Pin Spacing
Tech Sheet 10313	

Grey Connectors

0158	Type
KA132000A9	Form A 18mm Pin Spacing
Tech Sheet 10313	

Transparent Connectors, with LED

0158	Type
KA132V54T9	Form A 18mm Pin Spacing, 24V
KA132V55T9	Form A 18mm Pin Spacing, 115V
KA132V56T9	Form A 18mm Pin Spacing, 230V
KB132V54T9	Form B 11mm Pin Spacing, 24V
KB132V55T9	Form B 11mm Pin Spacing, 115V
KB132V56T9	Form B 11mm Pin Spacing, 230V
Tech Sheet 10313	

For **Banding & Tie Wraps** see page **1553**

PNEUMATIC VALVES & ACCESSORIES

Solenoid 5/2 Way Valve

The **Viking Lite** valve range is robust, versatile and combines high performance with compact installation dimensions. The choice of G1/8, G1/4 or G3/8 port sizes provide large flow capacity and short change-over times. Low change-over pressure is also an important characteristic of this valve range.

Under pressure, radial expansion of the seal occurs to maintain sealing contact with the valve bore.

This sealing method reduces friction and gives lower pilot pressures, providing fast response and less wear. Valves do not require lubrication in operation but they can also be installed in systems that are lubricated.

Working Temperature:
-10°C to +50°C

Maximum Working Pressure:
10 bar

Spring Return, Single Solenoid, BSPP

0681	Thread
P2LAZ511ESNDCN	1/8"
P2LBZ512ESNDCN	1/4"
Tech Sheet 68763	

Solenoid Coils & Plugs

Solenoid Coils, 22mm

0681	Voltage
P2FCB449	24V DC
P2FCB453	110V AC
P2FCB457	230V AC
Tech Sheet 68763	

Connector Plug, IP65

0681
3EV10V10
Tech Sheet 68763

Plug with LED & Protection

0681	To Suit
3EV10V20-110	110V AC
Tech Sheet 68763	

Pilot & Solenoid Valves

B3 & B4 Series Coils 15mm

0681	Voltage
P2E-KV32B2	12V DC
P2E-KV32C2	24V DC

B3 & B4 Series Solenoid Connectors / Cable Plugs

0681	Description
P8C-D	Standard IP65 without Flying Lead

Viking Lite Valve 3/2 & 5/2 Solenoid Operated G1/8" - G1/4"

0681	Type	Actuator	Return	Thread BSPP
P2LBZ312ESNDCN	3-2	Electric	Spring	1/4"
P2LBZ512EENDCN	5-2	Electric	Electric	1/4"
P2LAZ511ESNDCN	5-2	Electric	Spring	1/8"

3/2 PNEUMATIC VALVES

PNEUMAX

ECO 22 Solenoid Valves

Solenoid/Spring, BSPP

0110	Thread	Function
8880.32.C.39.F00	1/8"	Normally Closed

ECO 22 Solenoid Valves - 1/4"

Solenoid/Spring, BSPP

0110	Thread	Function
8884.32.C.39.F00	1/4"	Normally Closed
8884.32.A.39.F00	1/4"	Normally Open

5/2 PNEUMATIC VALVES

PNEUMAX

Eco 22 Solenoid Valves

Solenoid/Spring Valves, BSPP

0110	Thread
8880520039F00	1/8"
8884520039F00	1/4"

Solenoid/Solenoid, BSPP

0110	Thread
8880520035F00	1/8"
8884520035F00	1/4"

400 Series Valves

Solenoid/Spring, BSPP

0110	Thread
412/2.52.0.1.M2	1/2"

Solenoid/Solenoid, BSPP

0110	Thread
412/2.52.0.0.M2	1/2"

T400 Series Tecno Eco Valves

Solenoid/Spring (Ext Pilot), BSPP

0110	Thread
T424.52.0.1.E.M2	1/4"

T488 Series Tecno Valves

Solenoid/Differential Pilot (Ext Feed), BSPP

0110	Thread
T488.52.0.12E.M2	1/8"

Solenoid/Spring (Int Feed), BSPP

0110	Thread
T488.52.0.1.M2	1/8"

Solenoid/Spring (Ext Feed), BSPP

0110	Thread
T488.52.0.1E.M2	1/8"

Solenoid/Solenoid, BSPP

0110	Thread
T488.52.0.0.M2	1/8"

Eco 22 Series

Complete Manifolds 5/2 - 5/3

0110	Stations
888.02	2
888.03	3
888.04	4
888.05	5
888.06	6
888.07	7
888.08	8
888.09	9
888.10	10

Modular 3/2 Solenoid/Spring Valves

0110	Thread	NO/NC
345.M1	4mm	N/C
305.M1	1/8"	N/C
305.M1/1	1/8"	N/O



Manifold Closing Plate

0110	Description
888	Blanking Plate

MF Type Coils

0110	Voltage
MF4	12V DC
MF5	24V DC
MF56	2V AC
MF57	110V AC
MF58	220V AC

888 Type Coil Caps

0110	Voltage
888.11.01	24V DC - 24V AC LED
888.11.02	110V AC LED
888.11.03	220V AC LED

T400 Series

Manifold Bases

0110	Description
T424.01	Single Complete Base



Manifold Closing Plate

0110	Description
T424.00	Blanking Plate

MB Type 22mm Coils

0110	Voltage
MB4	12V DC
MB5	24V DC
MB9	24V DC (2 watt)
MB56	24V AC
MB57	110V AC
MB58	22V DC

305 22mm Coil Caps

0110	Voltage
305.11.00	No LED
305.11.01L	24V DC LED
305.11.02L	110V AC LED
305.11.03L	240V AC LED

T488 Series

Manifold Bases

0110	Description
T488.01	Single Complete Base

PILOT VALVES

Medium: Clean compressed air. Filtered (40µm) and lubricated
Body Material: Aluminium alloy
Seals: Nitrile

Working Temperature: -20°C to +70°C

Working Pressure: 1.5 to 8 bar

2 Year Warranty

Pilot 3/2 Way Valves

Pilot/Spring, Normally Open, BSPP

0335	Thread
CKA210-06-NO	1/8"
CKA210-08-NO	1/4"
CKA310-10-NO	3/8"
Tech Sheet 3036	

Pilot/Spring, Normally Closed, BSPP

0335	Thread
CKA210-06-NC	1/8"
CKA210-08-NC	1/4"
CKA310-10-NC	3/8"
Tech Sheet 3036	

Pilot/Pilot, BSPP

0335	Thread
CKA220-06	1/8"
CKA220-08	1/4"
CKA320-10	3/8"
Tech Sheet 3036	

Pilot 5/2 Way Valves

Pilot/Spring, BSPP

0335	Thread
DKA210-06	1/8"
DKA210-08	1/4"
DKA310-10	3/8"
DKA410-15	1/2"
Tech Sheet 3037	

Pilot/Pilot, BSPP

0335	Thread
DKA220-06	1/8"
DKA220-08	1/4"
DKA320-10	3/8"
DKA420-15	1/2"
Tech Sheet 3037	

Medium: Clean compressed air. Filtered (40µm) and lubricated
Body Material: Aluminium alloy
Seals: Nitrile

Working Temperature: -20°C to +70°C

Working Pressure: 1.5 to 8 bar

2 Year Warranty

Pilot 5/3 Way Valves

Pilot/Pilot, Fully Sealed Mid Position, BSPP

0335	Thread
DKA230C-06	1/8"
DKA230C-08	1/4"
DKA330C-10	3/8"
DKA430C-15	1/2"
Tech Sheet 3037	

Pilot/Pilot, Centre Open Pressurised, BSPP

0335	Thread
DKA230P-06	1/8"
DKA230P-08	1/4"
DKA330P-10	3/8"
DKA430P-15	1/2"
Tech Sheet 3037	

Pilot/Pilot, Supply Sealed Mid Position, BSPP

0335	Thread
DKA230E-06	1/8"
DKA230E-08	1/4"
DKA330E-10	3/8"
DKA430E-15	1/2"
Tech Sheet 3037	

For **Stainless Steel Silencers** see page **630**

Driven by Customers Designed by Metal Work

Why cut costs on components, putting quality and performance in jeopardy? Make your systems ultra efficient with Metal Work Pneumatics.

METAL WORK® PNEUMATIC

ISO 9001 QUALITY MANAGEMENT SYSTEM

ISO 14001 ENVIRONMENTAL MANAGEMENT SYSTEM

OHSAS 18001 HEALTH AND SAFETY MANAGEMENT SYSTEM

SYNTESI MONITORED DUMP VALVE

PNEUMATICALLY OPERATED VALVES

Pilot Valves

Technical Data	1/8"	1/4"	3/8"	1/2"
Operating Pressure Bar	Vacuum to 10			
Minimum pilot pressure:				
monostable bar	2.5 to 10			
bistable bar	1 to 10			
Operating temperature range	-10°C to +60°C			
Nominal diameter mm	5	7.5	13.3	15
Conductance C Nl/min - bar	121.43	264.26	505.52	971.43
Critical ratio b bar/bar	0.32	0.27	0.32	0.43
Flow rate at 6 bar ΔP 0.5 bar Nl/min	400	750	1560	3200
Flow rate at 6 bar ΔP 1 bar Nl/min	550	1100	2150	4600
TRA / TRR monostable at 6 bar ms	6/15	7/15	5/28	16/46
TRA / TRR bistable at 6 bar ms	7/7	7/7	13/13	16/16

3/2 Pilot/Spring Valve

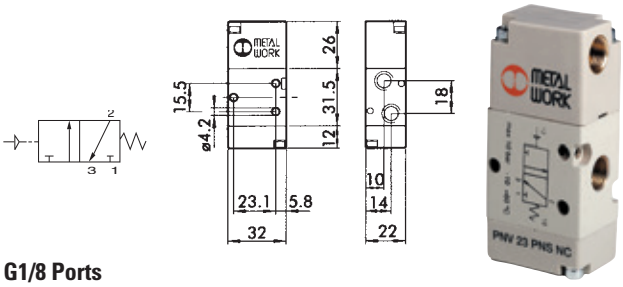

G1/8 Ports

9149	Description
7010010200	3/2 G1/8"

3/2 Pilot/Spring Valve

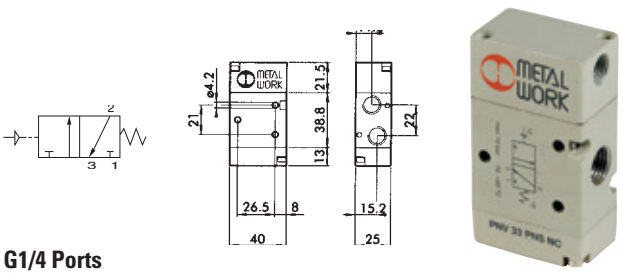

G1/4 Ports

9149	Description
7020010200	3/2 G1/4"

3/2 Pilot/Spring Valve

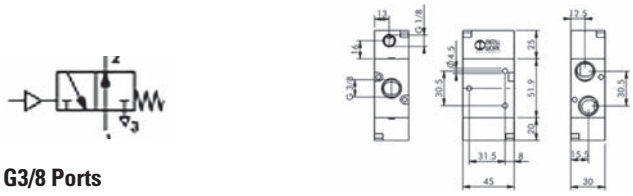

G3/8 Ports

9149	Description
7040010400	3/2 G3/8" NO

3/2 Pilot/Spring Valve, NC

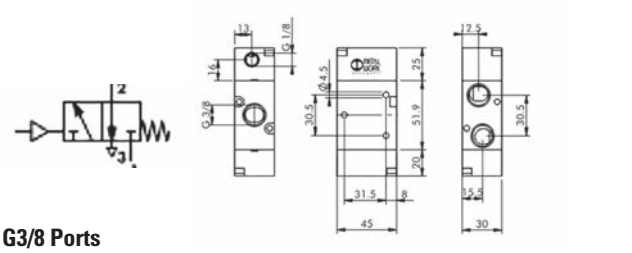

G3/8 Ports

9149	Description
7040010200	3/2 G3/8"

3/2 Pilot/Pilot Valve

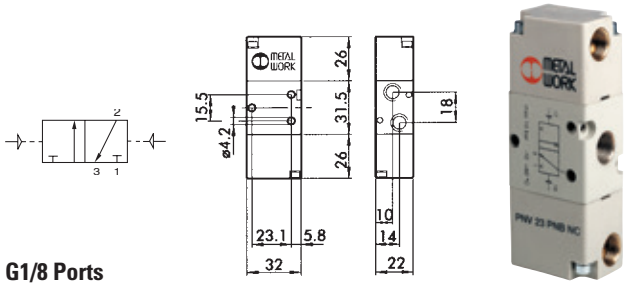

G1/8 Ports

9149	Description
7010010100	3/2 G1/8"

3/2 Pilot/Pilot Valve

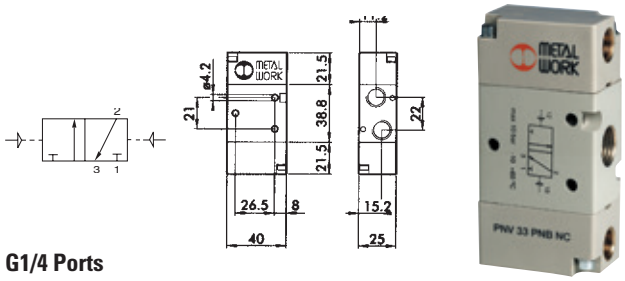

G1/4 Ports

9149	Description
7020010100	3/2 G1/4"

3/2 Pilot/Pilot Valve, NC

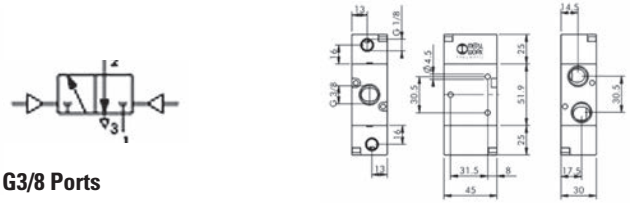

G3/8 Ports

9149	Description
7040010100	3/2 G3/8" NC

PNEUMATICALLY OPERATED VALVES

5/2 Pilot/Spring Valve

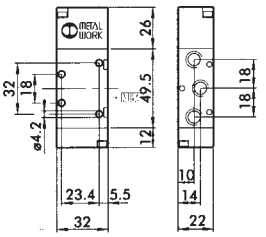

G1/8 Ports

9149	Description
7010011100	5/2 G1/8"

5/2 Pilot/Spring Valve

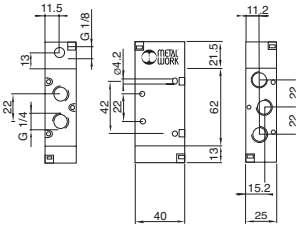

G1/4 Ports

9149	Description
7020011100	5/2 G1/4"

5/2 Pilot/Spring Valve

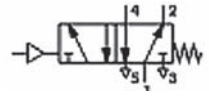
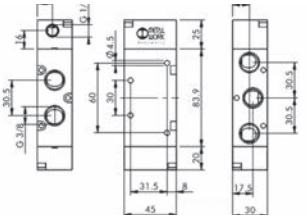

G3/8 Ports

9149	Description
7040011100	5/2 G3/8"

5/2 Pilot/Spring Valve

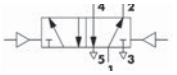
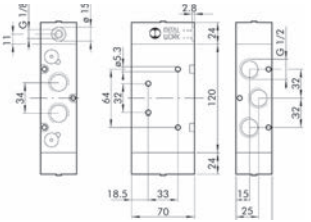

G1/2 Ports

9149	Description
7030011100	5/2 G1/2"

5/2 Pilot/Pilot Valve

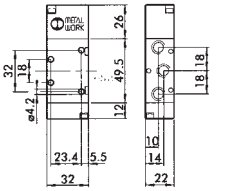

G1/8 Ports

9149	Description
7010011200	5/2 G1/8

5/2 Pilot/Pilot Valve

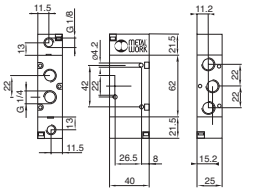

G1/4 Ports

9149	Description
7020011200	5/2 G1/4

5/2 Pilot/Pilot Valve

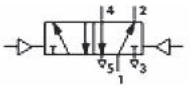
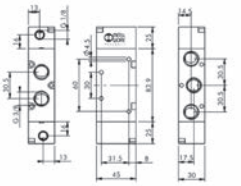

G3/8 Ports

9149	Description
7040011200	5/2 G3/8"

5/2 Pilot/Pilot Valve

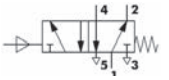
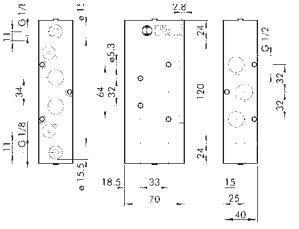

G1/2 Ports

9149	Description
7030011200	5/2 G1/2"

5/2 Pilot/Pilot Valve (Differential)

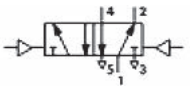
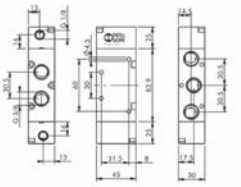

G3/8 Ports

9149	Description
7040011300	5/2 G3/8"

PNEUMATICALLY OPERATED VALVES

5/3 Pilot/Spring/Pilot Valve, CC

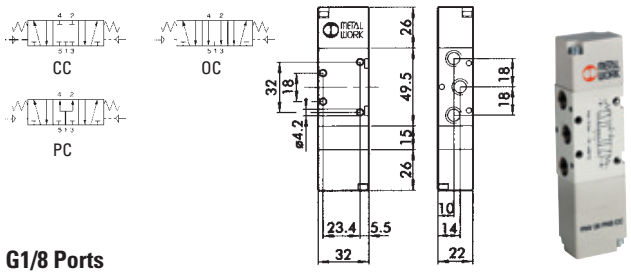

G1/8 Ports

9149	Description
7010012100	5/3 G1/8" CC

5/3 Pilot/Spring/Pilot Valve, OC

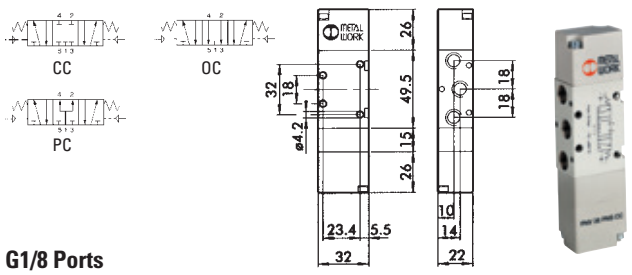

G1/8 Ports

9149	Description
7010012200	5/3 G1/8" OC

5/3 Pilot/Spring/Pilot Valve, CC

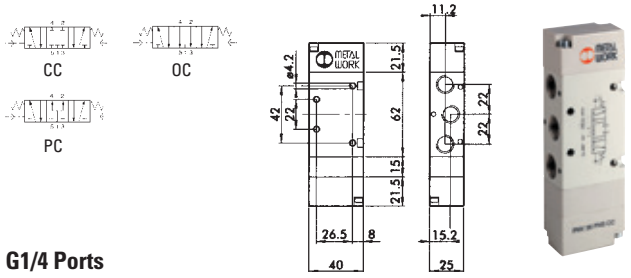

G1/4 Ports

9149	Description
7020012100	5/3 G1/4" CC

5/3 Pilot/Spring/Pilot Valve, OC

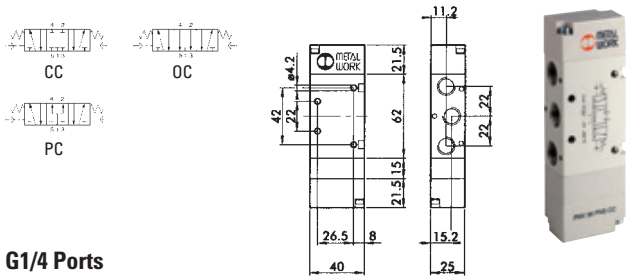

G1/4 Ports

9149	Description
7020012200	5/3 G1/4" OC

5/3 Pilot/Spring/Pilot Valve, CC

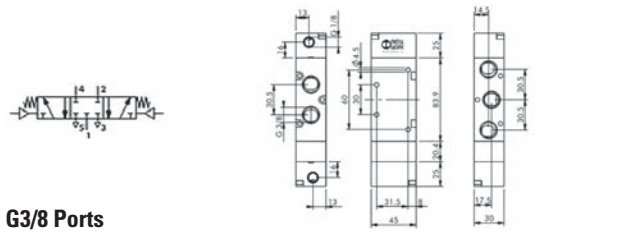

G3/8 Ports

9149	Description
7040012100	5/3 G3/8" CC

5/3 Pilot/Spring/Pilot Valve, OC

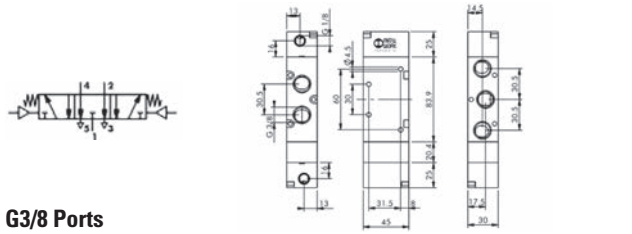

G3/8 Ports

9149	Description
7040012200	5/3 G3/8" OC

5/3 Pilot/Spring/Pilot Valve, CC

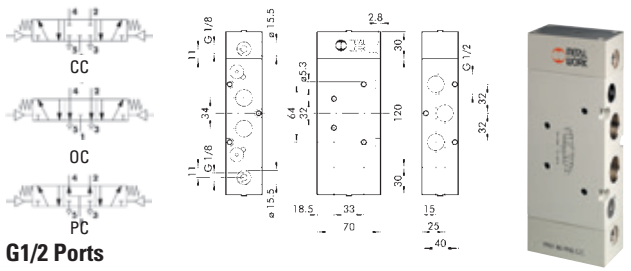

G1/2 Ports

9149	Description
7030012100	5/3 G1/2" CC

5/3 Pilot/Spring/Pilot Valve, OC

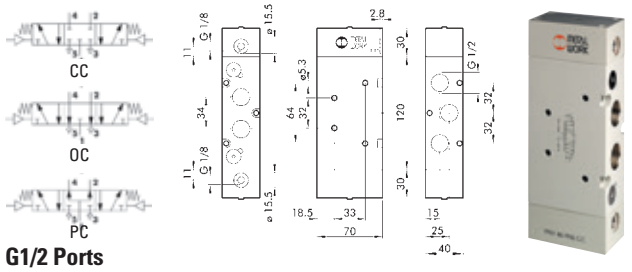

G1/2 Ports

9149	Description
7030012200	5/3 G1/2" OC

PNEUMATICALLY OPERATED VALVES

5/3 Pilot/Spring/Pilot Valve, PC

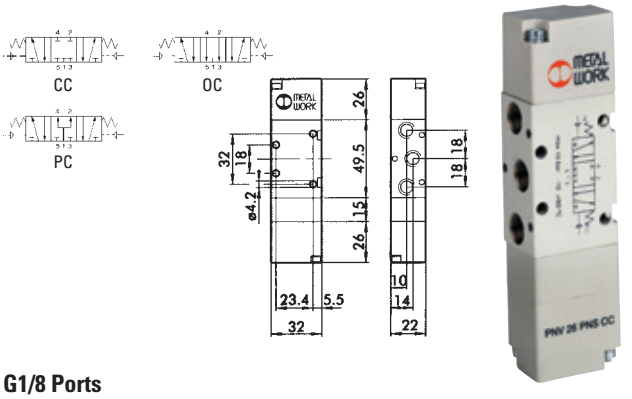

G1/8 Ports

9149	Description
7010012300	5/3 G1/8" PC

5/3 Pilot/Spring/Pilot Valve, PC

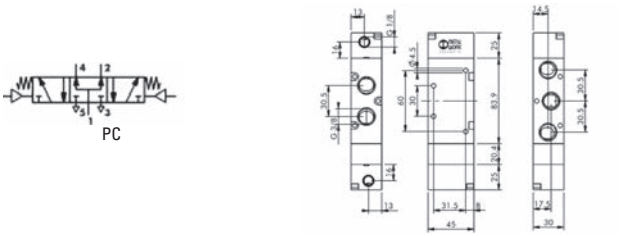

G3/8 Ports

9149	Description
7040012300	5/3 G3/8" PC

5/3 Pilot Valve, PC

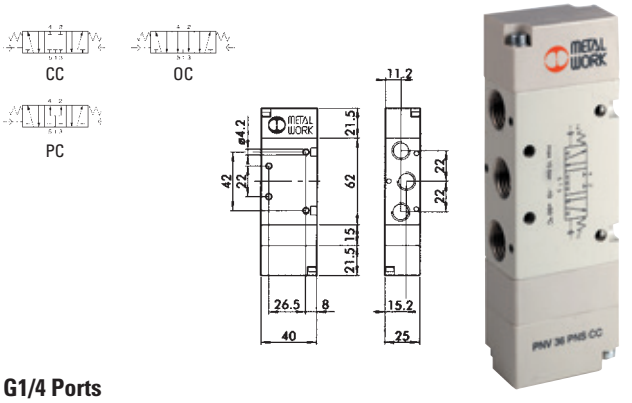

G1/4 Ports

9149	Description
7020012300	5/3 G1/4" PC

5/3 Pilot/Spring/Pilot Valve, PC

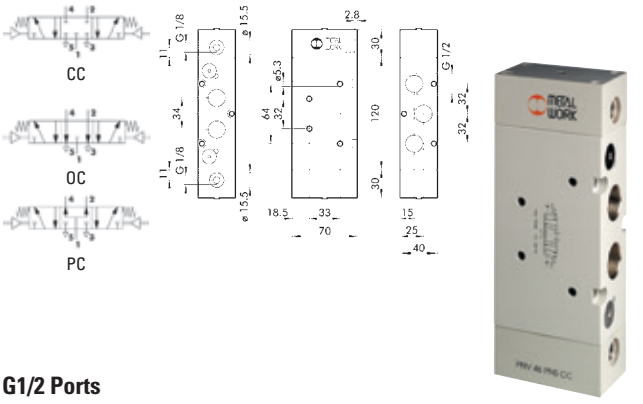

G1/2 Ports

9149	Description
7030012300	5/3 G1/2" PC

For **Silencers**
see page **631**

Series 3, In-line Pneumatically Operated Valves

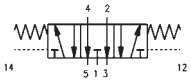

5/2 Pneumatic/Pneumatic Bistable

0158	Thread
358 033	G1/8"
354 033	G1/4"
Tech Sheet 1847	

5/3 Pneumatic Open Centres

0158	Thread
378 033	G1/8"
374 033	G1/4"
Tech Sheet 1847	

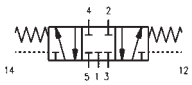

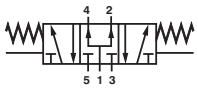

5/3 Pneumatic Closed Centres

0158	Thread
368 033	G1/8"
364 033	G1/4"
Tech Sheet 1847	

5/3 Pneumatic Pressure Centres

0158	Thread
388 033	G1/8"
384 033	G1/4"
Tech Sheet 1847	

Series 3, In-line Pneumatically Operated Valves

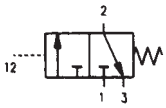

3/2 Pneumatic/Spring N/C

0158	Thread
338 035	G1/8"
338L 035	G1/8"
334 035	G1/4"
Tech Sheet 1847	

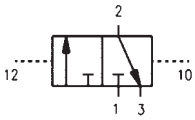

3/2 Pneumatic/Pneumatic Bistable

0158	Thread
338 033	G1/8"
338L 033	G1/8"
334 033	G1/4"
Tech Sheet 1847	

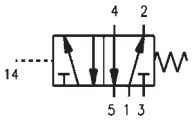

Series 3, 5/2 Pneumatic/Spring Monostable

0158	Thread
358 035	G1/8"
354 035	G1/4"
Tech Sheet 1847	

PNEUMATIC VALVES & ACCESSORIES

Pilot & Solenoid Valves

Viking Xtreme Valve 3/2 Pilot Operated G1/2"

0681	Actuator	Return	Thread BSPP
P2LDX314PS	Pilot	Spring	1/2"

Viking Xtreme G1/2" Valves Pilot & Solenoid 5/2

0681	Actuator	Return	Voltage (if applicable)
P2LDX514ESNXXX	Electric	Spring Return	Less Solenoid

ISOMAX Solenoid Operated Valves ISO 1 & 2

0681	ISO Size	Actuator	Return	Voltage (if applicable)
DX1-621-BN	1 - 43mm	Electric	Spring Return	Less Solenoid
DX2-621-BN	2 - 56mm	Electric	Spring Return	Less Solenoid
DX1-606-BN	1 - 43mm	Electric	Electric	Less Solenoid
DX2-606-BN	2 - 56mm	Electric	Electric	Less Solenoid

Side Ported Manifold & End Plates ISO 1 & 2

0681	Description	Ported	Port Size	ISO Size
P2N-EM512MD	Manifold	Side	1/4" BSPP	1 - 43mm

Heavy-duty Pilot 3/2 Poppet Valve G1/2"

0681	Actuator	Return
B203P	Pilot	Spring

3/2 PNEUMATIC VALVES

Series 224 Pilot

Pilot/Spring Return, BSPP

0110	Thread	Function
224.32.11.1	1/4"	Normally Closed

Pilot/Pilot, BSPP

0110	Thread	Function
224.32.11.11	1/4"	Normally Closed

Series T224 Tecno Eco

Pilot/Spring Return

0110	Thread	Function
T224.32.11.1	1/4"	Normally Closed

Pilot/Pilot

0110	Thread	Function
T224.32.11.11	1/4"	Normally Closed

Series T200 Pilot

Pilot/Spring Return, BSPP

0110	Thread	Function
T228.32.11.1	1/8"	Normally Closed

Pilot/Pilot, BSPP

0110	Thread	Function
T228.32.11.11	1/8"	Normally Closed

Series T400 Tecno Eco Pilot

Pilot/Spring Return, BSPP

0110	Thread	Function
T488.32.11.1	1/8"	Normally Closed

Pilot/Pilot, BSPP

0110	Thread	Function
T488.32.11.11	G1/8"	Normally Closed

Series 212 Pilot

Pilot/Spring Return, BSPP

0110	Thread	Function
212/2.32.11.1	1/2"	Normally Closed

Pilot/Pilot, BSPP

0110	Thread	Function
212/2.32.11.11	1/2"	Normally Closed

200 Series Pilot Valves - 1/8"

200 Series Pilot/Spring Return 3/2 - G1/8"

0110	Description	Port Size
228.32.11.1	Pilot-Spring	G1/8"

200 Series Amplified Pilot/Spring Return 3/2 - G1/8"

0110	Description	Port Size
228.32.13.1	Amplified Pilot-Spring	G1/8"

200 Series Pilot/Pilot 3/2 - G1/8"

0110	Description	Port Size
228.32.11.11	Pilot-Pilot	G1/8"
228.32.11.12	Pilot-Ext Differential	G1/8"

5/2 PNEUMATIC VALVES

Series 200 Pilot

Pilot/Spring Return, BSPP

0110	Thread
228.52.11.1	1/8"

Amplified Pilot/Spring Return, BSPP

0110	Thread
228.52.13.1	1/8"

Pilot/Pilot

0110	Thread
228.52.11.11	1/8"

Pilot/Pilot Differential External

0110	Thread
228.52.11.12	1/8"

Series 224 Pilot

Pilot/Spring Return, BSPP

0110	Thread
224.52.11.1	1/4"

Pilot/Pilot, BSPP

0110	Thread
224.52.11.11	1/4"

Series 212 Pilot

Pilot/Spring Return, BSPP

0110	Thread
212/2.52.11.1	1/2"

Pilot/Pilot, BSPP

0110	Thread
212/2.52.11.12	1/2"

Series T200 Tecno Pilot

Pilot/Spring Return, BSPP

0110	Thread
T228.52.11.1	1/8"

Pilot/Pilot, BSPP

0110	Thread
T228.52.11.11	1/8"

Series T224 Tecno Eco

Pilot/Spring Return, BSPP

0110	Thread
T224.52.11.1	1/4"

Pilot/Pilot, BSPP

0110	Thread
T224.52.11.11	1/4"

Series T400 Tecno Pilot

Pilot/Spring Return, BSPP

0110	Thread
T488.52.11.1	1/8"

Pilot/Pilot, BSPP

0110	Thread
T488.52.11.11	1/8"

5/3 PNEUMATIC VALVES

Series 224 Pilot

Pilot/Pilot, BSPP

0110	Thread	Function
224.53.31.11.11	1/4"	Closed Centre

Series 224 Tecno Eco

Pilot/Pilot, BSPP

0110	Thread	Function
T224.53.31.11.11	1/4"	Closed Centre
T224.53.32.11.11	1/4"	Open Centre

Series T400 Tecno Eco

Pilot/Pilot, BSPP

0110	Thread	Function
T488.53.31.11.11	1/8"	Closed Centre

LOGIC VALVES

Medium: Clean compressed air. Filtered (40µm) and lubricated
Body Material: Aluminium alloy
Seals: Nitrile

Working Temperature: 0°C to +60°C

Working Pressure: 2 to 10 bar

2 Year Warranty

NOT Valve

4mm Push-in Connection

9149
KP080394
Tech Sheet 3098

AND Valve

4mm Push-in Connection

9149
KP080254
Tech Sheet 3098

YES Valve

4mm Push-in Connection

9149
KP080494
Tech Sheet 3098

Mono-stable Valve

4mm Push-in Connection

9149
KP040034
Tech Sheet 3098

OR Valve

4mm Push-in Connection

9149
KP080214
Tech Sheet 3098

For **Pneumatic Tube** see pages **895-904**

PNEUMATIC LOGIC VALVES

Introduction

Logic elements are available with five different functions:
OR, AND, NOT, YES, MEMORY.
Main features common to all elements:
Adaptor for DIN rail bar (DIN EN 50022) integral with the body
Built-in pressure indicator
Pipe locking system using Ø 4 built-in fitting

Technical Specification

- Nominal diameter: 2.7mm
- Flow rate at 6 bar P 1 bar: 100 Nl/min
- Reset:
  AND, OR via compressed air
  YES, NOT via mechanical spring

Operating Temperature Range:
-10°C to 60°C

Pressure Range:
YES, MEMORY, OR, AND from 0 to 8 bar pilot pressure from 1.5 to 8 bar
NOT from 0.4 to 6 bar

Logic Elements

OR

9149	Description
W3604000001	Function 4mm Fittings

AND

9149	Description
W3604000002	Function 4mm Fittings

NOT

9149	Description
W3604000003	Function 4mm Fittings

YES

9149	Description
W3604000004	Function 4mm Fittings

MEMORY

9149	Description
W3604000005	Function 4mm Fittings

Technical Specification

Delay setting range: from 0 to 30, at 6 bar
Signal shut off time: <0.1s

Timer

9149	Description
W3604000006	Timer with 4mm Fittings

PNEUMATIC CONTROL

Pneumatic Visual Indicators

Maximum Working Pressure:
8 bar

22mm Diameter

0113	Colour	To Fit Tube Size mm
CZT-84 150 201	Red	4
CZT-84 150 202	Green	4
CZT-84 150 203	Yellow	4
Tech Sheet 1508		

DIN Rail Mountable Pressure & Vacuum Switches

IP20

0113	Function	To Fit Tube Size mm	Manual Override Detail	Switching Adjustment
CZT-81 513 501	Pressure Switch	4	Yes	2 to 8 bar
CZT-81 513 502	Pressure Switch	4	No	2 to 8 bar
CZT-81 513 552	Vacuum Switch	4	No	-0.3 to -0.8 bar
Tech Sheet 1509				

Sub-base Mountable Pressure & Vacuum Switches

IP54

0113	Manual Override Detail	Switching Adjustment
CZT-81 513 510	Yes	2 to 8 bar
Tech Sheet 1510		

Sub-bases



Push-in

0113	Type	To Fit Tube Size mm
CZT-81 532 001	Single/End Sub-base, DIN Rail Mount	4
CZT-81 532 102	Associable Sub-base, DIN Rail Mount	4
CZT-81 532 104	Single Sub-base, 2 x M4 Screw Mount	4
Tech Sheet 20085		

Timers

- 2.7mm Orifice, 170 L/min
- Accuracy +/- 5%.
- Positive output gives a time delay then an output.
- Greater than 107 operations.
- Minimum Reset <0.1 sec.
- Negative output gives an immediate output that switches off after a delay.

Working Temperature:
-5 to +50°C

Sub-base Mounted

0113	Timer Range	Switching Output
CZT-81 503 710	0.1 to 15 Adjustable	Positive
CZT-81 506 710	0.1 to 15 Adjustable	Negative
CZT-81 503 720	0.1 to 30 Adjustable	Positive
CZT-81 506 720	0.1 to 30 Adjustable	Negative
CZT-81 503 725	0.1 to 60 Adjustable	Positive
CZT-81 507 540	0.4 Fixed Single Impulse Gen.	-
CZT-81 507 720	0.02 to 8 Hz Adj. Freq. Gen.	-
Tech Sheet 1513		

Logic Elements

Flow rate based on 6 bar pressure rating.

Working Pressure:
2 to 8 bar

Plug-in

0113	Type	To Fit Tube Size mm	Litres per min
CZT-81 540 001	OR Gate	4	170
CZT-81 540 005	OR Gate	6	200
CZT-81 541 001	AND Gate	4	150
CZT-81 541 005	AND Gate	6	200
CZT-81 545 001	Vacuum	4	-
Tech Sheet 1511			

2.7mm orifice, 170 L/min. Greater than 107 operations

Function:

OR Element:
The output signal "S" is present when a signal at "a" OR "b" is present. S = a OR b.

AND Element:
The output signal "S" is present only when signals "a" AND "b" are present simultaneously. S = a AND b.

YES Element:
The output signal "S" is only present when the pilot is present. S = a YES b.

NOT Element:
The output signal "S" is present only if the input signal "a" is NOT present. The output signal is therefore the inverse of the pilot signal. S = NOT a. If the supply port is connected to a 2nd input "b" the function obtained is called Inhibition. S=NOT a AND b.

Note: Switching time = <4ms exception OR and AND.



Working Temperature:
-5 to +50°C

Working Pressure:
2 to 8 bar

Sub-base Mounted

0113	Type	Colour
CZT-81 521 501	OR Gate	Blue
CZT-81 522 501	AND Gate	Green
CZT-81 501 025	YES Gate	Yellow
CZT-81 503 025	Yes Gate (Threshold)	Orange
CZT-81 504 025	NO Gate (Simple & Inhibition)	Light Grey
CZT-81 506 025	NO Gate (Threshold)	Dark Grey
Tech Sheet 1512		

Interface Modular Valve Range

Ideal for DIN rail mounting applications.
Mechanical life 5 x 107.
Switching time 5 to 15ms.
IP rating when used with Sub-base IP20.
IP rating when used with DIN connector IP65.

Note: Flow rate based on 6 bar.
Coil Consumption: 1W
Voltage: 24V DC
LPM: 25 L/min



Working Pressure:
1 to 8 bar

Miniature Solenoid Valves & Sub-bases

0113	Function	Coil Consumption	Voltage	LPM
CZT-81 519 032	3 /2 NC without Manual Override	1W	24VDC	25
CZT-81 519 632	3/2 NC with Maintained Manual Override	1W	24VDC	25
Tech Sheet 1515				

Accessories

LED Indicator

0113	Type	Voltage
CZT-81 513 052	Visual LED Indicator	24V AC/DC 50-60Hz
Tech Sheet 20741		

COUNTERS

Ratchet Counters

Rugged 4 and 5 figure hand-operated reset counters with push button actuator for easy operation. It can be used for unlimited counting chores. Traffic analysis, attendance, sporting events, farming and ranching operations, inventory control, surveys, laboratory studies, production counting and a variety of merchandises.

4 Figure Ratchet Tally Counter with Reset

0065
2089-3731
Tech Sheet 20088

5 Figure Ratchet Counter with Reset

0065
2089-3764
Tech Sheet 20088

PNEUMATIC TIMERS & COUNTERS

Timers 5/2

Working Temperature:
-10 to +60°C

Pressure Range:
1.2 to 10 bar

M5 Thread

0047	Timer Range
KU-54.022	3-100 sec, Normally Open or Normally Closed
KU-54.023	0.3-10 min, Normally Open or Normally Closed
KU-54.024	3-100 min, Normally Open or Normally Closed
Tech Sheet 175	

Timers 3/2

Working Pressure:
2 to 6 bar

M5 Thread, NC

0047	Timer Range
KU-51.020.03.00	2-30 sec, Normally Closed
KU-51.020.30.00	20-300 sec, Normally Closed
Tech Sheet 176	

Pneumatic Preset Counters

Working Temperature:
0 to +60°C

Pressure Range:
2 to 8 bar

5 Digit

0047	Thread
KU-50.680	M5
Tech Sheet 177	

6 Digit

0047	Thread
KU-50.670	M5
Tech Sheet 178	

Working Temperature:
0°C to +60°C

2 Year Warranty

Impulse Valves

Working Pressure:
2 to 10 bar

Normally Open, 1/8" BSPP

9149
KP100014
Tech Sheet 3099

Working Pressure:
2 to 10 bar

Normally Closed, 1/8" BSPP

9149
KP100094
Tech Sheet 3099

Oscillating Valves

Working Pressure:
2 to 10 bar

Continuous Cycle, 1/4" BSPP

9149
KP010444
Tech Sheet 3100

Working Pressure:
2 to 10 bar

Pneumatically Piloted, 1/4" BSPP

9149
KP010464
Tech Sheet 3100

Flip Flop Valve

Working Pressure:
3 to 10 bar

Pneumatically Piloted, 1/4" BSPP

9149
KP100354
Tech Sheet 3103

SPECIALIST VALVES

Working Temperature:
0°C to +60°C

2 Year Warranty

High Flow Pneumatic Timer for Automatic Return

Working Pressure:
2 to 10 bar

1/8" BSPP

9149
KP000744
Tech Sheet 3101

Vacuum Driven Liquid Sprayer

Working Pressure:
3 to 8 bar

M5 Thread

9149
KP2005
Tech Sheet 3102

Two Hand Safety Unit

Working Temperature:
0°C to +60°C

Working Pressure:
3 to 8 bar

The pre-assembled unit is specially designed with the operator's safety in mind. The unit requires both hands of the operator to function; if both 3/2 button valves are not activated within 0.5 seconds of each other the unit will not operate.

4mm Push-in

0341
KP081564
Tech Sheet 3099

Two Hand Safety Base Unit, 1/8" BSPP

9149
KPBU081564
Tech Sheet 3099

ISO VALVES

Technical Data

ISO Size	Operating Pressure	Operating Temperature Range	Nominal Diameter	Flow Rate at 6 bar ΔP 0.5 bar	Flow Rate at 6 bar ΔP 1 bar
1	Vacuum ÷≥10 bar	-10°C to 60°C≥	7.5mm	700 Nl/min	1100 Nl/min
2			12mm	1800 Nl/min	2700 Nl/min

Pneumatic ISO 5599 Valves

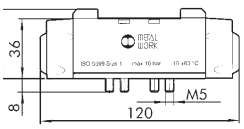

ISO size 1.

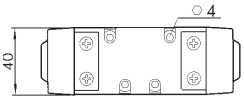

5/2 Pilot/Spring

9149	ISO Size
7051011100	1
7052011100	2

Pneumatic ISO 5599 Valves

5/2 Pilot/Pilot

9149	ISO Size
7051011200	1
7052011200	2

Pneumatic ISO 5599 Valves

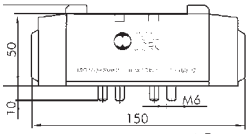

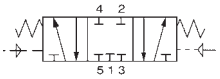

ISO size 2.

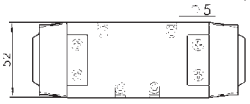

5/3 Pilot/Pilot Closed Centres

9149	ISO Size
7051012100	1
7052012100	2

Pneumatic ISO 5599 Valves

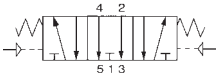

5/3 Pilot/Pilot Open Centres

9149	ISO Size
7051012200	1
7052012200	2

Pneumatic ISO 5599 Valves

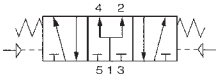

5/3 Pilot/Pilot Pressurised Centres

9149	ISO Size
7051012300	1
7052012300	2

ISO VALVES

Solenoid ISO 5599 Valves

ISO size 1.

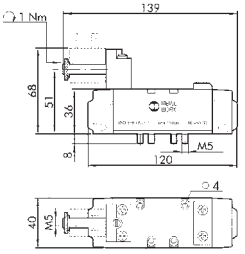

5/2 Solenoid/Spring

9149	ISO Size
7051021100	1
7052021100	2

Solenoid ISO 5599 Valves

5/2 Solenoid/Solenoid

9149	ISO Size
7051021200	1
7052021200	2

FT PRO

For **Pre wired moulded DIN Plugs** see page **1043**

Solenoid ISO 5599 Valves

ISO size 2.

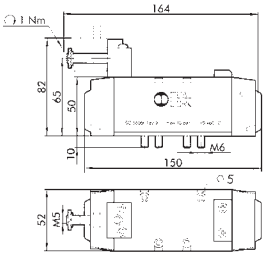

5/2 Solenoid/Solenoid Closed Centres

9149	ISO Size
7051022100	1
7052022100	2

Solenoid ISO 5599 Valves

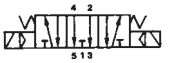

5/2 Solenoid/Solenoid Open Centres

9149	ISO Size
7051022200	1
7052022200	2

Solenoid ISO 5599 Valves

5/3 Solenoid/Solenoid Pressurised Centres

9149	ISO Size
7051022300	1
7052022300	2

ISO VALVES

Safe Air Series Solenoid Spring Valves ISO 5599/1

- Nominal Diameter 7.5
- Flow Rate at 6 bar Δp 0.5 bar 700 Nl/min
- Flow rate at 6 bar Δp 1bar 1100 Nl/min

Operating Temperature Range:
-10°C to 60°C

Operating Pressure:
2.5 to 10 bar

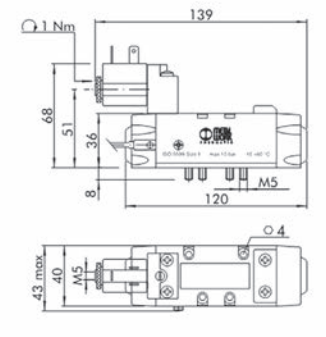

ISO 1, 2.5 Metre, 3 Wires

9149	Description
7057021100	Solenoid/Spring
7057021400	Solenoid/Spring Pilot

Safe Air Series Solenoid Spring Valves ISO 5599/1

- Nominal Diameter 12
- Flow Rate at 6 bar Δp 0.5 bar 1800 Nl/min
- Flow Rate at 6 bar Δp 1bar 2700 Nl/min

Operating Temperature Range:
-10°C to 60°C

Operating Pressure:
2.5 to 10 bar

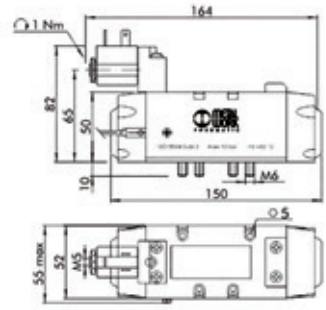

ISO 2, 2.5 ISO 1, 2.5 Metre, 3 Wires

9149	Description
7058021100	Solenoid/Spring
7058021400	Solenoid/Spring Pilot

Safe Air Series Solenoid Spring Valves ISO 5599/1

- Nominal Diameter 15
- Flow Rate at 6 bar Δp 0.5 bar 3200 Nl/min
- Flow Rate at 6 bar Δp 1bar 4600 Nl/min

Operating Temperature Range:
-10°C to 60°C

Operating Pressure:
2.5 to 10 bar

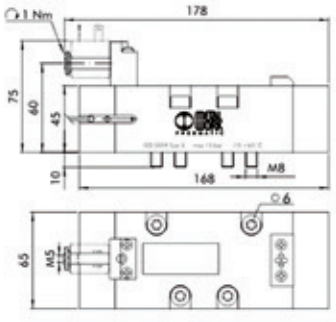

ISO 3, 2.5 Metre, 3 Wires

9149	Description
7059021100	Solenoid/Spring
7059021400	Solenoid/Spring Pilot

ACCESSORIES FOR ISO VALVES

Solenoid Coils for ISO 5599 Valves, Size 1

Technical Data

- Voltage tolerance: -10% to +15%
- Insulation class: F155
- Degree of protection: IP65 EN60529 with connector
- Avoid prolonged exposure to atmospheric agents
- Coil temperature range, 100% ED: +20°C to +70°C (ambient temperature)

22mm

9149	Description
W0215000101	24V DC
W0215000111	24V AC
W0215000121	110V AC
W0215000131	220V AC

9072	Description
M1NS2000	Form B Socket Connector

Solenoid Coils for ISO 5599 Valves, Size 2

30mm

9182	Description
W0210010100	24V DC
W0210011100	24V AC
W0210012100	110V AC
W0210013100	220V AC

9072	Description
G1NU2000	Form A Socket Connector

Sub-bases

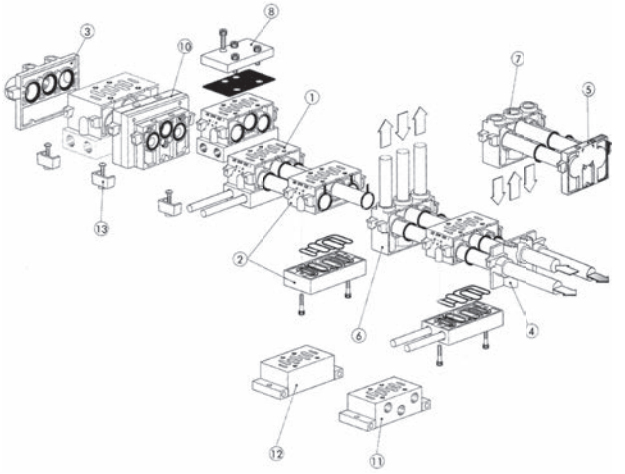

For ISO 5599 Valves, Size 1

9258	Description
0228000150	1) Manifold Base, Side Ports
0228000155	2) Manifold Base, Bottom Ports
0228000200	3) Input End Plate
0228000210	5) Blind End Plate
0228000300	6) Intermediate Plate, Top Ports
0228000301	7) Intermediate Plate, Back Ports
0228000500	8) Blanking Plate
0228000400	9) Intermediate Diaphragm
0228000100	11) Individual Base, Side Ports
0228000700	13) Assembly Kit

Sub-bases

For ISO 5599 Valves, Size 2

9258	Description
0228001150	1) Manifold Base, Side Ports
0228001155	2) Manifold Base, Bottom Ports
0228001200	3) Input End Plate
0228001210	5) Blind End Plate
0228001300	6) Intermediate Plate, Top Ports
0228001301	7) Intermediate Plate, Back Ports
0228001500	8) Blanking Plate
0228001400	9) Intermediate Diaphragm
0228001100	11) Individual Base, Side Ports
0228001700	13) Assembly Kit

Series 9, Electro Pneumatically & Pneumatically Operated Valves*

Actuation:
Solenoid/Spring
- Coils also available separately

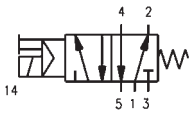

Size 1, 5/2 Manual Override Spring Return Single Solenoid Valves (951)

0158	Voltage
951 000 P15 23	Valve Body
2085-9179	24V 50/60Hz 3.5VA
2085-9195	110V 50/60Hz 3.5VA
2085-9203	240V 50/60Hz 4VA
2085-9211	48V DC 3W
2085-9229	110V DC 3W
2085-9245	24V DC 3W
2085-9252	6V DC 5W
2085-9260	12V DC 5W
2085-9278	24V DC 5W
2085-9286	48V DC 5W
2085-9294	110V DC 5W
Tech Sheet 1849	

Size 2, 5/2 Manual Override Spring Return Single Solenoid Valves (952)

0158	Voltage
952 000 P15 23	Valve Only
2085-9310	24V 50/60Hz 3.5VA
2085-9328	110V 50/60Hz 3.5VA
2085-9336	240V 50/60Hz 4VA
2085-9344	48V DC 3W
2085-9351	110V DC 3W
2085-9369	24V DC 3W
2085-9377	6V DC 5W
2085-9385	12V DC 5W
2085-9393	24V DC 5W
2085-9401	48V DC 5W
2085-9419	110V DC 5W
Tech Sheet 1849	

Size 3, 5/2 Manual Override Spring Return Single Solenoid Valves (953)

0158	Voltage
953 000 P15 23	Valve Only
2085-9435	24V 50/60Hz 3.5VA
2085-9443	110V 50/60Hz 3.5VA
2085-9450	240V 50/60Hz 4VA
2085-9468	48V DC 3W
2085-9476	110V DC 3W
2085-9484	24V DC 3W
2085-9492	6V DC 5W
2085-9500	12V DC 5W
2085-9518	24V DC 5W
2085-9526	48V DC 5W
2085-9534	110V DC 5W
Tech Sheet 1849	

***According to ISO 5599/1**

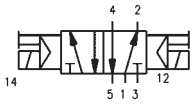

Size 1, 5/2 Manual Override Double Solenoid Valve (951)

0158	Voltage
951 000 P11 23	Valve Only
951 P11 23 U7H	24V 50/60Hz 3.5VA
951 P11 23 U7K	110V 50/60Hz 3.5VA
951 P11 23 U7J	240V 50/60Hz 4VA
951 P11 23 U72	12V DC 5W
951 P11 23 U73	24V DC 5W
951 P11 23 U74	48V DC 5W
951 P11 23 U76	110V DC 5W
951 P11 23 U77	24V DC 3W
Tech Sheet 1849	

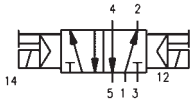

Size 2, 5/2 Manual Override Double Solenoid Valve (952)

0158	Voltage
952 000 P11 23	Valve Only
952 P11 23 U7H	24V 50/60Hz 3.5VA
952 P11 23 U7K	110V 50/60Hz 3.5VA
952 P11 23 U7J	240V 50/60Hz 4VA
952 P11 23 U72	12V DC 5W
952 P11 23 U73	12V DC 5W
952 P11 23 U74	48V DC 5W
952 P11 23 U76	110V DC 5W
952 P11 23 U77	24V DC 3W
Tech Sheet 1849	

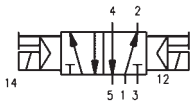

Size 3, 5/2 Manual Override Double Solenoid Valve (953)

0158	Voltage
953-000-P11-23	Valve Only
953 P11 23 U7H	24V 50/60Hz 3.5VA
953 P11 23 U7K	110V 50/60Hz 3.5VA
953 P11 23 U7J	240V 50/60Hz 4VA
953 P11 23 U72	12V DC 5W
953 P11 23 U73	12V DC 5W
953 P11 23 U74	48V DC 5W
953 P11 23 U76	110V DC 5W
953 P11 23 U77	24V DC 3W
Tech Sheet 1849	

Pneumatic spring return and 5/3 CO, CC options also available

DIRECTIONAL CONTROL VALVES

Series 9, Electro Pneumatically & Pneumatically Operated Valves*

*According to ISO 5599/1

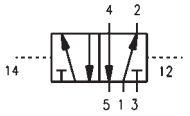

5/2 Pneumatic/Pneumatic Return Valves (951, 952 & 953)

0158	Port Size
951 000 33	Size 1
952 000 33	Size 2
953 000 33	Size 3
Tech Sheet 1849	

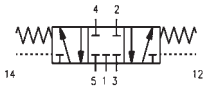

5/3 Pneumatic Closed Centres (961, 962 & 963)

0158	Port Size
961 000 33	Size 1
962 000 33	Size 2
963 000 33	Size 3
Tech Sheet 1849	

Single Sub-base with Rear Outlets

0158	To Suit
901 G1A	ISO 1
902 G2A	ISO 2
903 G3A	ISO 3
Tech Sheet 1849	

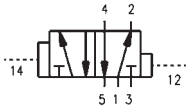

5/2 Pneumatic Differential Return Valves (951, 952 & 953)

0158	Port Size
951 000 34	Size 1
952 000 34	Size 2
953 000 34	Size 3
Tech Sheet 1849	

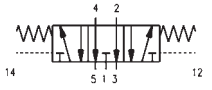

5/3 Pneumatic Open Centres (971, 972 & 973)

0158	Port Size
971 000 33	Size 1
972 000 33	Size 2
973 000 33	Size 3
Tech Sheet 1849	

Manifold Sub-base with Common Exhaust & Inlets

0158	To Suit
901 C1A	ISO 1
902 C2A	ISO 2
903 C3A	ISO 3
Tech Sheet 1849	

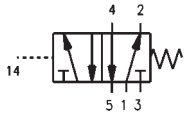

5/2 Pneumatic Mechanical Spring Return Valves (951, 952 & 953)

0158	Port Size
951 000 35	Size 1
952 000 35	Size 2
953 000 35	Size 3
Tech Sheet 1849	

Single Sub-base with Side Outlets

0158	To Suit
901 F1A	ISO 1
902 F2A	ISO 2
903 F3A	ISO 3
Tech Sheet 1849	

End Block for Manifold Sub-base

0158	To Suit
901 H1	ISO 1
902 H2	ISO 2
903 H3	ISO 3
Tech Sheet 1849	

SPECIAL PURPOSE VALVES

In-line Progressive Starter

The in-line progressive starter is a valve that regulates the flow of air until the outlet pressure reaches a certain value, at which the valve opens and allows air to flow at full rate.

This valve can be used to control a group of valves or a single valve, it can also be mounted between another valve and an actuator.

The air that enters inlet 1 passes through a choke that has a knob adjustment to control the flo . The valve opens completely when the outlet pressure reaches about 60% of the inlet pressure. If the air supply is switched off, the valve discharges air from outlet 2 to inlet 1.

Working Temperature:
-10°C to 70°C

Maximum Working Pressure:
10 bar

1/4" & 1/2"

9149	Thread
W3606000002	G1/4"
W3606000004	G1/2"

PRESSURE REGULATOR ASSEMBLY

Line-on Line, RMV

Valves
Flow-rate at 6.3 bar DP 1 bar (Nl/min): 140
Functional denomination: Regulator
Thread Type: Cylindrical gas
Threaded Port: 1/8"

Temperature:
-10°C to 50°C

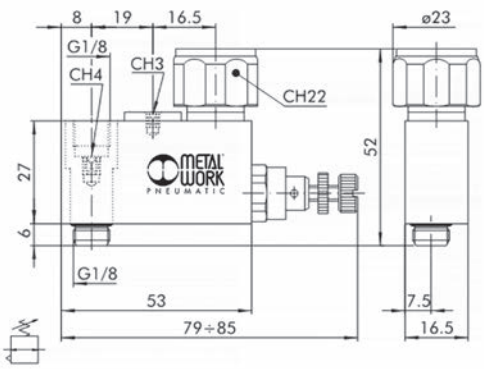

RMV, 1/8"

9149	Description
9061601	Line on Line RMV 1/8" Pressure Regulator Assembly

PRESSURE & VACUUM SWITCHES

Adjustable Pressure Switch

This type of pressure switch features a high degree of miniaturisation and a modern attractive design.

It can be installed in any position and also mounted onto a wall by means of two transversal holes.

In order to reduce wiring times, it is supplied ready assembled with a 2-metre electric cable or an M8 connector with a 300-mm cable.

The contact is the switching type, which means it can be normally open or normally closed

A knurled push-lock handle is provided for regulation

Working Temperature:
+50°C

Maximum Working Pressure:
15 bar

With 2 Metre Cable

9149	Thread
9000401	1/8"

Adjustable Pressure Switch

With M8 Connector & 300mm Cable

9149	Thread
9000402	1/8"

Digital Pressure Switch

The digital pressure switch can be used to transmit electric pressure signals and also display the pressure instantly. The signal is transmitted for two settable pressure values and with an analogue voltage signal. The values are clearly displayed on a LED video and different parameters can be entered from the keypad. Hysteresis can be adjusted and the unit of measurement for pressure can be modified. Two compressed air ports are provided, one at the back and one on the bottom. The pressure switch comes with a threaded plug in the bottom port. If you wish to connect to this port, merely unscrew the plug and screw it into the back port. A kit of accessories is provided for fixing to the top or wall, or to a panel.



Maximum Working Pressure:
10 bar

With Digital Display Showing Pressure Reading

9149
9000600

Security Knob

NOTE: Pull outwards to remove the knob from the pressure switch on the unit. Insert the security knob and regulate the pressure switch. Then press the handle firmly to lock it in position. If the pressure switch needs to be reset, remove the security knob by forcing it laterally with a screwdriver.

To suit 9000401 & 9000402

9149
9200703

SPECIAL PURPOSE VALVES

Two Hand Safety Valve

Technical Specifications

- Compressed air couplings: push-in fittings for Ø4mm pipe
- Fluid: filtered, non-lubricated compressed air
- Standard: EN574 type IIIA, TUV approved, certified M6020244919001
- Synchronisation, maximum time between two signals: 0.4 sec
- De-activation time, with 1000mm maximum pipe length: <0.05 sec
- Actuation: pneumatic
- Reset: spring operated
- Nominal diameter: 2.7mm
- Mounting position: any direction

Materials

- Body: anodised aluminium
- Internal parts: brass and technopolymer
- Gaskets: NBR
- Spring: alloy steel

Working Temperature:
-10°C to +60°C

Working Pressure:
2.5 to 8 bar



4mm Push-in Fittings

9149
W3605000001

Complete Two Handed Push Button Assembly

4mm Push-in Connections

9149	Description
0227700000	4mm OD Push-in Inlets & Outlets

PNEUMATIC VIBRATORS

CORN • CEMENT • CHEMICAL • POWDERS • SAND • GRAVEL

Pneumatic Ball Vibrators

BSPP

0314	Thread	Min Pressure Bar	Max Pressure Bar	Air Consumption in Litres at 6 Bar
JM8	1/4"	2	6	195
JM10	1/4"	2	6	200
JM13	1/4"	2	6	225
JM16	1/4"	2	6	280
JM20	1/4"	2	6	340
JM25	1/4"	2	6	425
JM30	3/8"	2	6	570
JM36	3/8"	2	6	675
Tech Sheet 1012				

- The JM range of ball vibrators produces a rotative vibration with infinitely variable amplitude and frequency. The frequency is controlled by air pressure. The vibrator is designed to perform the following activities: moving, feeding, compacting and/or separating of all kinds of materials such as chemical powders, corn, sand, gravel and cement, etc.
- It is designed for indoor and outdoor applications but not to be submerged in any kind of liquid.

Maximum Working Temperature: +100°C (220°F)

Maximum Working Pressure: 6 bar

Pneumatic Turbine Vibrators

BSPP

0314	Thread	Min Pressure Bar	Max Pressure Bar	Air Consumption in Litres at 6 Bar
JMT8	1/8"	2	6	120
JMT10	1/8"	2	6	120
JMT13	1/4"	2	6	290
JMT16	1/4"	2	6	290
JMT20	1/4"	2	6	455
JMT25	1/4"	2	6	455
JMT30	3/8"	2	6	745
JMT36	3/8"	2	6	745
Tech Sheet 1013				

- The JMT range of turbine vibrators produces a rotative vibration with infinitely variable amplitude and frequency. The frequency is controlled by air pressure. The vibrator is designed to perform the following activities: moving, feeding, compacting and/or separating of all kinds of materials such as chemical powders, corn, sand, gravel and cement, etc.

Maximum Working Temperature: +100°C (220°F)

Maximum Working Pressure: 6 bar

Piston Vibrators

Aluminium, BSPP

0314	Thread	Min Pressure Bar	Min Pressure Bar	Air Consumption in Litres at 6 Bar
KFP-12-M	1/8"	2	6	20
KFP-18-M	1/8"	2	6	55
KFP-25-M	1/4"	2	6	88
KFP-35-M	1/4"	2	6	145
Tech Sheet 10158				

INDUSTRIAL VIBRATORS

VIBTEC
Vibration Solutions

Model K Pneumatic Ball Vibrators

0024	VPM/N	BSP
K8	35000/360N	1/4"
K10	34000/710N	1/4"
K13	22500/870N	1/4"
K16	19500/1100N	1/4"
K20	16000/1720N	1/4"
K25	14000/2050N	1/4"
K30	12500/3210N	3/8"
K36	10000/4050N	3/8"

Model GT Pneumatic Turbine Vibrators

0024	VPM/N	BSP
GT4	15000/200N	1/8"
GT6	12500/210N	1/8"
GT8	46000/2910N	1/8"
GT10	37500/2400N	1/8"
GT13	33000/3730N	1/4"
GT16	24000/3160N	1/4"
GT20	23000/5520N	1/4"
GT25	17000/5070N	1/4"
GT30	16000/7540N	3/8"

Model DAR Pneumatic Roller Vibrators



0024	VPM/N	BSP
DAR4	25000/6690N	1/4"

Model FP Pneumatic Linear Vibrators

0024	VPM/N	BSP
FP12M	6700/74N	1/8"
FP25M	4200/504N	1/4"
FP35M	4600/1080N	1/4"

VMECA™

For **Suction Cups Range and Magic Grips**
see pages **707-760**

Compact Non-return Valves

Working Temperature: -20°C to +150°C

Maximum Working Pressure: 145 psi

Cracking Pressure: 0.5 psi

Brass, Viton Seals, BSPP

0444	Thread
VFU8.V	1/8"
VFU4.V	1/4"
VFU3.V	3/8"
VFU2.V	1/2"
Tech Sheet 20354	

Working Temperature: -10°C to +85°C

Maximum Working Pressure: 145 psi

Cracking Pressure: 0.5 psi

Brass, EPDM Seals

0444	Thread
VFU8.E	1/8"
VFU4.E	1/4"
VFU3.E	3/8"
VFU2.E	1/2"
Tech Sheet 20354	

Ported Non-return Valves

Working Temperature: -10°C to +85°C

Maximum Working Pressure: 145 psi

Cracking Pressure: 0.5 psi

Brass, Nitrile Seals, BSPP

0444	Thread
VUP8.M	1/8"
VUP4.M	1/4"
Tech Sheet 20355	

Working Temperature: -20°C to +150°C

Maximum Working Pressure: 145 psi

Cracking Pressure: 0.5 psi

Brass, Viton Seals, BSPP

0444	Thread
VUP8.VM	1/8"
VUP4.VM	1/4"
Tech Sheet 20355	

Working Temperature: -10°C to +85°C

Maximum Working Pressure: 145 psi

Cracking Pressure: 0.5 psi

Brass, EPDM Seals, BSPP

0444	Thread
VUP8.EM	1/8"
VUP4.EM	1/4"
Tech Sheet 20355	

Air Pinch Valves

Control Pressure:
20 to 40 psi greater than material pressure

N.B: Air pinch valve sleeves can be easily and economically replaced when they wear out. Other body and sleeve material options are available on request.



Maximum Actuation Pressure: 90 psi

With Polypropylene Body & Buna Sleeve, BSPP

0253	Thread A	Thread B
PINCH-AP6372	1/4"	1/8"
PINCH-AP6304	3/8"	1/8"
PINCH-AP6252	5/8"	1/4"
Tech Sheet 10324		

VALVES

Compact Non-return Valves, Brass



Working Temperature: -20°C to +80°C

Maximum Working Pressure: 8 bar (115 psi)

Cracking Pressure: 0.2 bar

Seal: Nitrile

Type 6062, Metric & BSPP

0090	Thread
6062-M5	M5
6062-18	1/8"
6062-14	1/4"
6062-38	3/8"
6062-12	1/2"
Tech Sheet 1607	

Working Temperature: -20°C to +80°C

Maximum Working Pressure: 8 bar (115 psi)

Cracking Pressure: 0.2 bar

Type 6063, Male x Female, BSPP

0090	Thread
6063-18	1/8"
6063-14	1/4"
6063-38	3/8"
6063-12	1/2"
Tech Sheet 1607	

Quick Exhaust Valves, Brass

Working Temperature: -20°C to +80°C

Type 6050, Metric & BSPP

0090	Thread
6050-M5	M5
6050-18	1/8"
6050-14	1/4"
6050-38	3/8"
6050-12	1/2"
6050-34	3/4"
6050-1	1"
Tech Sheet 552	

Push-in Non-return Valves

Working Temperature: -20°C to +80°C

Maximum Working Pressure: 8 bar

1020	OD mm
6064-4	4
6064-6	6
6064-8	8
Tech Sheet 1608	

BALL & CHECK VALVES

stainless steel

Flow Control Regulators

Stainless steel flow control regulators control the speed of a pneumatic cylinder (models LE-7820 7822) or the speed of a chemical of food fluid carried (model 7822: for fluids compatible with FKM and PTFE seals) in aggressive environments or submitted to high mechanical or chemical constraints.

Designed without retention zones, these models are perfectly suitable for food applications or requiring frequent washing of installations.

Working Temperature: -15°C to +120°C

Working Pressure: 1 to 16 bar

In-line, 1 Way Adjustment, BSPP

1012	Thread
LE-7820 00 10	1/8"
LE-7820 00 13	1/4"
LE-7820 00 17	3/8"
LE-7820 00 21	1/2"
Tech Sheet 10320	

In-line, Bi-directional, BSPP

1012	Thread
LE-7822 00 10	1/8"
LE-7822 00 13	1/4"
LE-7822 00 17	3/8"
LE-7822 00 21	1/2"
Tech Sheet 10320	

Non-return Valves

Legris stainless steel non-return valves allow fluids to pass in one direction whilst blocking flow in the other direction. Robust and extremely compact, they are suitable for use as a safety item in all fluids circuits.

They are ideal for use in severe conditions and in aggressive environments.

Operation: A stainless steel valve blocks the fluid passage, when the pressure differential is lower than 0.25 bar.

Working Temperature: -20°C to +180°C

Working Pressure: 0.5 to 40 bar

Uni-directional, Female x Female, BSPP

1012	Thread	OD mm
LE-4890 10 10	1/8"	22
LE-4890 13 13	1/4"	22
LE-4890 17 17	3/8"	30
LE-4890 21 21	1/2"	30
LE-4890 27 27	3/4"	35
LE-4890 34 34	1"	42
Tech Sheet 10320		

Uni-directional, Female x Male, BSPP

1012	Thread	OD mm
LE-4892 10 10	1/8"	22
LE-4892 13 13	1/4"	22
LE-4892 17 17	3/8"	30
LE-4892 21 21	1/2"	30
LE-4892 27 27	3/4"	35
LE-4892 34 34	1"	42
Tech Sheet 10320		

Uni-directional, Male x Female, BSPP

1012	Thread	OD mm
LE-4891 10 10	1/8"	22
LE-4891 13 13	1/4"	22
LE-4891 17 17	3/8"	30
LE-4891 21 21	1/2"	30
LE-4891 27 27	3/4"	35
LE-4891 34 34	1"	42
Tech Sheet 10320		

Uni-directional, Female x Female, NPT

1012	Thread	OD mm
LE-4895 11 11	1/8"	22
LE-4895 14 14	1/4"	22
LE-4895 18 18	3/8"	30
LE-4895 22 22	1/2"	30
Tech Sheet 10320		

Adjustable Check Valves

Brass nickel plated

Female, BSPP

1012	Thread	Cracking Pressure Bar
LE-7930 10 10	1/8"	1 to 0.10
LE-7930 13 13	1/4"	1 to 0.10
LE-7930 17 17	3/8"	1 to 0.15
Tech Sheet 10660		

Adjustable Check Valves, Supply Version

Brass nickel plated

Male x Female, BSPP

1012	Thread	Cracking Pressure Bar
LE-7931 10 10	1/8"	1 to 0.10
LE-7931 13 13	1/4"	1 to 0.10
LE-7931 17 17	3/8"	1 to 0.15
Tech Sheet 10660		

VALVES

Auxiliary Valves

Working Temperature:
-10°C to +60°C

Maximum Working Pressure:
10 bar

Straight Union Check Valve, Tube x Tube

0018	OD mm
331.05.04	4
331.05.06	6
331.05.08	8
331.05.10	10
331.05.12	12
Tech Sheet 10329	

Conical Check Out Valve, Tube x BSPT

0018	OD mm	Thread
331.01.04.18	4	1/8"
331.01.06.18	6	1/8"
331.01.06.14	6	1/4"
331.01.08.18	8	1/8"
331.01.08.14	8	1/4"
331.01.10.38	10	3/8"
331.01.12.38	12	3/8"
331.01.12.12	12	1/2"
Tech Sheet 10329		

Conical Check In Valve, Tube x BSPT

0018	OD mm	Thread
331.02.04.18	4	1/8"
331.02.06.18	6	1/8"
331.02.06.14	6	1/4"
331.02.08.18	8	1/8"
331.02.08.14	8	1/4"
331.02.10.38	10	3/8"
331.02.12.38	12	3/8"
331.02.12.12	12	1/2"
Tech Sheet 10329		

Ball Valves

• Vaccum - 750mm 1.1Hg

Union Ball Valve, Tube x Tube

0018	OD mm
351.01.06.06	6
351.01.08.08	8
351.01.10.10	10
351.01.12.12	12
Tech Sheet 10330	

Straight Ball Valves, Tube x BSPP

0018	OD mm	Thread
351.03.06.18	6	1/8"
351.03.06.14	6	1/4"
351.03.08.18	8	1/8"
351.03.08.14	8	1/4"
351.03.08.38	8	3/8"
351.03.10.14	10	1/4"
351.03.10.38	10	3/8"
351.03.10.12	10	1/2"
351.03.12.38	12	3/8"
351.03.12.12	12	1/2"
Tech Sheet 10330		

90° Elbow Union Ball Valves, Tube x Tube

0018	OD mm
351.04.06.06	6
351.04.08.08	8
351.04.12.12	12
Tech Sheet 10330	

90° Elbow Union Ball Valves, Tube x BSPP

0018	OD mm	Thread
351.06.06.18	6	1/8"
351.06.06.14	6	1/4"
351.06.08.18	8	1/8"
351.06.08.14	8	1/4"
351.06.08.38	8	3/8"
351.06.10.14	10	1/4"
351.06.10.38	10	3/8"
351.06.10.12	10	1/2"
351.06.12.38	12	3/8"
351.06.12.12	12	1/2"
Tech Sheet 10330		

SILENCERS

Plastic Silencers

Working Temperature: 0°C to +75°C

Maximum Working Pressure: 10 bar

Granular Filling (Dynamic), POM Body, Male Thread, BSPP

0423	Thread
YPS-18	1/8"
YPS-14	1/4"
YPS-38	3/8"
YPS-12	1/2"
YPS-34	3/4"
YPS-1	1"
Tech Sheet 823	

PE Body, Male Thread, BSPP

0423	Thread
PS-M5	M5
PS-18	1/8"
PS-14	1/4"
PS-38	3/8"
PS-12	1/2"
PS-34	3/4"
Tech Sheet 823	

PE Body with Restrictor, Male Thread, BSPP

0423	Thread
RS-18	1/8"
RS-14	1/4"
RS-38	3/8"
RS-12	1/2"
Tech Sheet 823	

PE Body, Metric Push-in

0423	Stem OD mm
S03STPI-6	6
S03WBPI-8	8
S04STPI-10	10
S05STPI-12	12
Tech Sheet 823	

Granular Filling (Dynamic), Acetalic Resin Body, Male Thread, BSPP

0448	Thread
7070-1/8	1/8"
7070-1/4	1/4"
7070-3/8	3/8"
7070-1/2	1/2"
7070-3/4	3/4"
7070-1	1"
Tech Sheet 823	

Felt Filling (Static), Nylon Body, Male Thread, BSPPP

0448	Thread
7080-1/8	1/8"
7080-1/4	1/4"
7080-3/8	3/8"
7080-1/2	1/2"
7080-3/4	3/4"
7080-1	1"
Tech Sheet 823	

Steel Silencers

Single Ported, Male Thread, BSPP

0449	Thread
SLS050	1/2"
SLS075	3/4"
SLS100	1"
SLS125	1.1/4"
SLS150	1.1/2"
SLS200	2"
SLS250	2.1/2"
Tech Sheet 20351	

Double Ported, Male Thread, BSPP

0449	Thread
SLD050	1/2"
SLD075	3/4"
SLD150	1.1/2"
SLD200	2"
Tech Sheet 20351	

Stainless Steel Silencers

stainless steel

BSPP

0423	Thread
S70-18	1/8"
S70-14	1/4"
S70-38	3/8"
S70-12	1/2"
S70-34	3/4"
S70-1	1"

Stainless Steel Pad Silencers

Body: 304 stainless steel
Pad: 316 stainless steel

stainless steel

Metric & BSPP

0423	Thread
12020507	M5
12021007	1/8"
12021307	1/4"
12021707	3/8"
12022107	1/2"
12022707	3/4"
12023207	1"
Tech Sheet 20455	

Coned Brass & Sintered Bronze Silencers

7000, Male Thread, BSPP

0423	Thread
7000-1/8	1/8"
7000-1/4	1/4"
7000-3/8	3/8"
7000-1/2	1/2"
7000-3/4	3/4"
7000-1	1"

Tech Sheet 195

7030, Male Thread, NPT

0423	Thread
7030-1/8NPT	1/8"
7030-1/4NPT	1/4"
7030-3/8NPT	3/8"
7030-1/2NPT	1/2"
7030-3/4NPT	3/4"
7030-1NPT	1"

Tech Sheet 195

7030, Male Thread, Metric & BSPP

0423	Thread
7030-M5	M5
7030-1/8	1/8"
7030-1/4	1/4"
7030-3/8	3/8"
7030-1/2	1/2"
7030-3/4	3/4"
7030-1	1"

Tech Sheet 195

7040, Male Thread, Long, BSPP

0423	Thread
7040-1/8	1/8"
7040-1/4	1/4"
7040-3/8	3/8"
7040-1/2	1/2"
7040-3/4	3/4"

Tech Sheet 195

Square Head Silencer, BSPP

0423	Thread
12041000	1/8"
12041300	1/4"
12041700	3/8"
12042100	1/2"
12042700	3/4"
12043200	1"

Tech Sheet 195

Flat Brass & Sintered Bronze Silencers

7010, Male Thread, BSPP

0423	Thread
7010-M5	M5
7010-1/8	1/8"
7010-1/4	1/4"
7010-3/8	3/8"
7010-1/2	1/2"
7010-3/4	3/4"
7010-1	1"

Tech Sheet 195

7020, Male Thread, Metric & BSPP

0423	Thread
7020-M5	M5
7020-1/8	1/8"
7020-1/4	1/4"
7020-3/8	3/8"
7020-1/2	1/2"
7020-3/4	3/4"

Tech Sheet 195



7050, Male Thread, BSPP

0423	Thread
7050-1/8	1/8"
7050-1/4	1/4"
7050-3/8	3/8"
7050-1/2	1/2"

Tech Sheet 195

Round Brass Silencers

Metric & BSPP

0423	Thread
12100500	M5
12101000	1/8"
12101300	1/4"

Flush Brass Silencers

BSPP

0423	Thread
12001000	1/8"
12001300	1/4"
12001700	3/8"
12002100	1/2"
12002700	3/4"
12003200	1"

Miniature Silencers

Nickel Plated Brass, BSPP

1012	Thread
LE-0677 00 10	1/8"
LE-0677 00 13	1/4"
LE-0677 00 17	3/8"
LE-0677 00 21	1/2"
LE-0677 00 34	1"

Adjustable Brass Restricting Silencers



Metric & BSPP

0423	Thread
12090500	M5
12091000	1/8"
12091300	1/4"
12091700	3/8"
12092100	1/2"
12092700	3/4"
12093200	1"

Exhaust Silencer Restrictor

BSP

0423	Thread BSPP
ESR18	G1/8"
ESR14	G1/4"
ESR38	G3/8"
ESR12	G1/2"

ALWITCO MUFFLERS

Air Exhaust Muffle

- "The Original"... provides up to 85% noise reduction and 94% flow facto .
- Thoroughly proven on thousands of installations, the world-class Atomuffer® Air Exhaust Muffler expertly reduces Exponentially Perceived Noise (EPNdB) without impeding equipment performance. Its design takes explosive air exhaust noise discharged from valve exhaust ports and muffles it with optimized Constant elocity (CV) flow facto . Exhaust air flows softly to atmosphere free of noise, oil fog, and contaminates, providing a clean, comfortable and productive work environment.
- The Air Exhaust Muffler features a unique obstruction-free expansion chamber. Standard Air Exhaust Muffler construction includes aluminium end covers, zinc-plated steel components and a cellulose fibre element
- This design is recommended for general purpose air exhaust application for pressures up to 125 psi.

*Multi-chamber muffle

BSPT

9234	Thread BSPT	Model	Diameter Inches	Item Weight lbs	Flow SCFM
0121001	R1/8"	B01	1.84"	0.19	44
0121005	R1/2"	B05	3.15"	0.79	256
0121007	R3/4"	B07	3.40"	1.04	544
0121010	R1"	B10	3.90"	1.02	800
0121015	R1.1/2"	B15	5.25"	3.27	2080
0121030*	R3"	B30	7.00"	13.43	7200

Air Ejector Mufflers

- Featuring collimator inserts for concentrated air flo .
- Quickly and easily connected to any compressed air source. Concentrates the air stream in a narrow beam over a longer distance, delivering maximum force at a required point.
- Supplied as a complete unit with a cylindrical housing which can be directly attached to compressed air lines properly positioned for parts ejection or packaging requirements. Can be supplied with a standard plastic collimator insert or a special heat-resistant metal collimator insert (for use in locations with extremely high ambient temperatures)
- Separate collimator inserts also are available as a low-cost solution for applications where it is necessary to bore holes directly into a die and insert the collimator to provide exact air thrust.

Working Temperature:
+10°C to +48°C

Maximum Working Pressure:
8.6 bar



NPT

9234	Thread NPT	Model	Dimensions		Item Weight lbs	Flow SCFM
			Hex	Length		
0152018	1/8"	A18	0.43	1.37	0.02	22
0152038	3/8"	A38	0.69	2.20	0.06	45
0152048	1/2"	A48	0.87	2.75	0.11	68
0152068	3/4"	A68	1.06	3.15	0.21	75

End Flow Mufflers

- Directional flow in a compact design.
- Specifically designed for directing the flow of exhaust air in a single directio
- Discharges exhaust air axially through a unique honey-combed end cap that disperses the air blast and dampens exhaust noise.
- Lightweight and small, standard model is constructed of zinc-plated steel. All stainless steel construction available for very corrosive or sensitive situations. Ideal for use in most locations facing any direction.

Working Temperature:
+10°C to +48°C

Maximum Working Pressure:
8.6 bar

NPT

9234	Thread NPT	Model	Dimensions		Item Weight lbs	Flow SCFM
			Hex	Length		
0153028	1/4"	D28	0.56	1.75	0.04	72
0153038	3/8"	D38	0.69	2.20	0.07	136
0153068	3/4"	D68	1.06	3.15	0.22	400
0153108	1.1/4"	D108	1.68	4.50	0.62	800
0153128	1.1/2"	D128	2.00	5.00	0.78	880
0153168	2"	D168	2.37	5.50	1.29	1760

Bantam™ Muffle

- Ideal for use where space is limited.
- Tough and compact, the Bantam™ Muffler is durably constructed of corrosion-resistant metals to withstand shock and continuous heavy duty use under all types of conditions.
- The Bantam™ Muffler is designed with a precise distribution of peripheral openings in a zinc-plated steel and brass acoustical element, which softly disperses exhaust air uniformly over a 360° pattern. All stainless steel construction is also available for very corrosive or sensitive situations.
- Supplied with a standard pipe thread fitting, the Bantam™ Muffler can be attache directly to the exhaust ports of air-operated equipment.

Working Temperature:
+10°C to +48°C

Maximum Working Pressure:
12 bar

Steel

9234	Thread BSPT	Model	Dimensions		Item Weight lbs	Flow SCFM
			Hex	Length		
0554018	R1/8"	B18	0.43"	1.37"	0.02	44
0554048	R1/2"	B48	0.87"	2.75"	0.15	304
0554068	R3/4"	B68	1.06"	3.15"	0.27	560

EXHAUST FLOW REGULATOR/ SILENCERS & AIR FUSES

Exhaust Flow Regulator/ Silencers

- Compact, integral flow regulator and silencer units
- Captive regulating needle will not blow out when unscrewed
- Reduced dimensions

Medium:
Compressed air, filtered, lubricated or non-lubricated, inert gases

Mounting:
Directly in the exhaust port. hexagon key adjustment for flow regulation (T20

(T20)
Body and Washer: Nylon
Adjusting Screw: High tensile zinc electroplated steel
Silencer: Porous polyethylene

(0405)
Body and Nut: Brass
Needle: Plastic
Silencer: Sintered bronze

Working Temperature:
-20°C to +80°C

Maximum Working Pressure:
10 bar

Brass, BSPT

0036	Thread
04057100	1/8"
04057200	1/4"
04057300	3/8"
04057400	1/2"
Tech Sheet 10259	

Nylon, BSPT & Metric

0036	Thread
T20M0500	M5
T20C1800	1/8"
T20C2800	1/4"
T20C3800	3/8"
T20C4800	1/2"
Tech Sheet 10259	

Air Fuses

- Assists in complying with safety regulations
- Tamper proof
- Compact and safe design
- Low pressure drop
- Automatically resets after failure correction
- High corrosion resistance
- High air pressure rating

Medium:
Compressed air, filtered, lubricated and non-lubricated, inert gases

Mounting:
In-line two way valve. To be inserted between fixed air supply and flexible hose air line. See guidelines for typical installation

Type: Fixed uni-directional excess flow automatic shut off valve
Body: Aluminium
Spring: Stainless steel
Internal Parts: Brass

Working Temperature:
-20°C to +80°C
At low temperature ensure fuse is not subjected to icy conditions which may prevent function

Working Pressure:
Maximum 16 bar, minimum according to hose length
Drop pressure at shut-off flow
0,14 or 0,3 bar

PRODUCTS FOR SAFE SYSTEMS

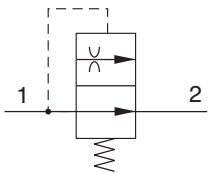

BSPP

0036	Thread	Shut Off Flow Rate at 7 bar dm^3/s ±10%
T60C2890	1/4"	8.3
T60C3890	3/8"	19.14
T60C4890	1/2"	32.2
T60C6890	3/4"	48.3
T60C8890	1"	92
Tech Sheet 10510		

Shuttle Valves

- Allow two independent signal sources to be connected to a common pilot line
- Can be used to perform an 'OR' logic function
- Can be combined to operate from three or more sources
- Valves can be ganged together

BSPP

0036	Thread
T65C1800	G1/8
T65C2800	G1/4
Tech Sheet 20750	

PORTWEST

For **Portwest PPE**
see page **1752-1760**

BLOCK FORM FLOW REGULATORS & QUICK EXHAUST VALVES

Block Form Flow Regulators

- Compact size/low weight/ in-line units
- High flow performance
- Suitable for panel and wall mounting
- Adjustment can be locked
- Captive regulator needle will not blow out when unscrewed
- Adjusting knob position line

Medium: compressed air, filtered, lubricated or non-lubricated, inert gases
(M5) Body: Aluminium
Seals: Nitrile
Needle: Brass (1/8", 1/4", 3/8", 1/2")
Body: Aluminium alloy
Needle and Internal Parts: Brass
External Parts: Aluminium alloy

Working Temperature: -20°C to +80°C

Working Pressure: 1 to 10 bar (0.3 to 10 bar for M5)

T1000 Series, BSPP & Metric

0036	Thread	Function
T1000M0500	M5	Uni-directional
T1000C1800	1/8"	Uni-directional
T1000C2800	1/4"	Uni-directional
T1000C3800	3/8"	Uni-directional
T1000C4800	1/2"	Uni-directional
Tech Sheet 10248		

T1100 Series, BSPP

0036	Thread	Function
T1100C1800	1/8"	Bi-directional
T1100C2800	1/4"	Bi-directional
Tech Sheet 10249		

Quick Exhaust Valves

Medium: Compressed air, filtered, lubricated or non-lubricated
Body and Cover: Zinc (1/8"-1/4") or Aluminium alloy (3/8"-1/2")

Working Temperature: -20°C to +80°C

Working Pressure: 0.5 to 10 bar

Seals: Nitrile
- Allows higher cylinder speeds to be achieved

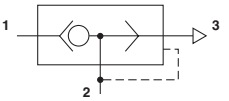

T70 Series, BSPP

0036	Thread
T70C1800	1/8"
T70C2800	1/4"
T70C3800	3/8"
T70C4800	1/2"
Tech Sheet 10250	

FT PRO



Customers who bought from this page also purchased
Brass & Nickel Plated Brass Hose Tails
see pages **1140-1147**

PROPORTIONAL VALVES

Valves

- Closed loop air pilot operated proportional pressure control valve
- Adjustable for a wide range of applications
- Fast response
- Low power consumption
- High flo
- **Medium:** Compressed air filtered to 50µm, non-lubricated
- **Flow:** Up to 1200 L/min at 11 bar supply pressure

Working Temperature: -20°C to +50°C

Supply Pressure: 14 bar max.

VP50 Series Proportional Valves

0036	Control Signal	Output Bar
VP5010BJ111H00	0...10 V	0...10
VP5010BJ411H00	4...20 mA	0...10
VP5008BJ411H00	4...20 mA	0...8
VP5006BJ111H00	0...10 V	0...6
VP5006BJ411H00	4...20 mA	0...6
VP5002BJ111H00	0...10 V	0...2
VP5002BJ411H00	4...20 mA	0...2
Tech Sheet 10357		

- Proven low power technology
- Reliable, rugged, open-loop device
- Compact and flexible desig
- Excellent performance characteristics
- Output pressures up to 8 bar
- **Medium:** Oil free, dry air, filtered to 5µ

Working Temperature: 0°C to +60°C

Output Pressure:
0 to 1 bar (0 to 15 psi), 0 to 2 bar (0 to 30 psi), 0 to 4 bar (0 to 60 psi), 0 to 6 bar (0 to 90 psi), 0 to 8 bar (0 to 120 psi)

Supply Pressure:
Minimum 1.5 bar (22 psi) above maximum output pressure 10 bar (150 psi) maximum

VP12 Series Miniature Proportional Valves

0036	Control Signal	Output Bar
VP1204BG401Q00	4...20 mA	0...4
VP1204BG101Q00	0...10 V	0...4
VP1208BG401Q00	4...20 mA	0...8
VP1208BG101Q00	0...10 V	0...8
Tech Sheet 10358		

ADDITIONAL RANGES

Heavy-duty Flow Regulators Uni-directional

- Heavy-duty general-purpose flow regulator, suitable for in line and wall mount
- Additional port sizes available

BSPP

0036	Thread
M837	1/4"
Tech Sheet 20159	

Exhaust Port Filters

- Prevent the ingress of dirt with minimal flow restriction. Robust and compact. Screw directly into the exhaust port

BSPP

0036	Thread
M/1511	1/8"
M/1512	1/4"
M/1514	1/2"
M/1516	3/4"
M/1518	1"
Tech Sheet 20158	

Plastic Silencers

BSPP

0036	Thread
M/S1	1/8"
M/S2	1/4"
M/S3	3/8"
M/S4	1/2"
S/S6	3/4"
Tech Sheet 1356	

Quietaire Heavy-duty Silencers

- Brass mesh screen and aluminium construction provide improved flo , longer life and cleanable elements

Male Thread, BSPT

0036	Thread
MB001B	1/8"
MB002B	1/4"
MB003B	3/8"
MB004B	1/2"
MB006B	3/4"
MB008B	1"
Tech Sheet 2058	

Female Thread, BSPT

0036	Thread
MA001B	1/8"
MA002B	1/4"
MA003B	3/8"
MA004B	1/2"
MA006B	3/4"
Tech Sheet 2058	

Female Thread, BSPP

0036	Thread
MA010C	1.1/4"
MA012C	1.1/2"
MA016C	2"
Tech Sheet 2058	

AUTOMATIC VALVES

Shuttle Valve

SCS

0158	Thread
SCS 668	G1/8"
Tech Sheet 1854	

Non-return Valves

VNR

0158	Thread
VNR M5	M5
VNR 1/8	G1/8"
VNR 843 07	G1/4"
Tech Sheet 1854	

Quick Exhaust Valves



VSO

0158	OD mm
VSO 426 04	4
Tech Sheet 1854	

VSC, BSPP

0158	Thread
VSC 588	G1/8"
VSC 544	G1/4"
VSC 522	G1/2"
Tech Sheet 1854	



VSO, Standpipe Style

0158	Thread
VSO 425 M5	5
Tech Sheet 1854	

In-line Flow Control Valves

Uni-directional

0158	Thread
RFU 452	M5
RFU 482	G1/8"
RFU 483	G1/8"
RFU 444	G1/4"
RFU 446	G1/4"
RFU 429	G1/2"
Tech Sheet 10307	

Bi-directional

0158	Thread
RFO 352	M5
RFO 382	G1/8"
RFO 383	G1/8"
RFO 344	G1/4"
RFO 346	G1/4"
Tech Sheet 10307	

CAMOZZI Automation

For **Air Brake Accessories C-Truck 9000 Series**
see pages **890-894**

Working Temperature: -5°C to +60°C

Maximum Working Pressure: 10 bar

40 Micron fitted as standard
Auto or semi-auto drain fitted as standard
Guarded bowl protection on Series 300, 400 and 600

All FT Pro Regulators can now be adapted to use either a 40mm or 50mm round face gauge with the new FT Pro Gauge Adaptor. See page 646

2 Year Warranty

200 Series Filter + Regulator + Lubricator Combination Units

Operating Pressure
1.5 to 9.0 bar

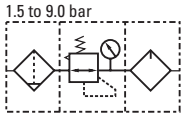

Semi-auto Drain, supplied with Mounting Bracket & 10 bar Gauge, BSPP

0338	Thread	LPM
KCS200-06-F-3	1/8"	3000
KCS200-08-F-3	1/4"	3000
Tech Sheet 3060		

300 Series Filter + Regulator + Lubricator Combination Units

Operating Pressure
1.5 to 9.0 bar

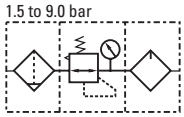

Auto Drain, supplied with Mounting Bracket & 10 bar Gauge, BSPP

0338	Thread	LPM
KCS300-08-A-F-3	1/4"	4000
KCS300-10-A-F-3	3/8"	4000
KCS300-15-A-F-3	1/2"	4000
Tech Sheet 3060		

Semi-auto Drain, supplied with Mounting Bracket & 10 bar Gauge, BSPP

0338	Thread	LPM
KCS300-08-F-3	1/4"	4000
KCS300-10-F-3	3/8"	4000
KCS300-15-F-3	1/2"	4000
Tech Sheet 3060		

400 Series Filter + Regulator + Lubricator Combination Units

Operating Pressure
1.5 to 9.0 bar

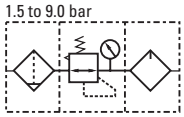

Auto Drain, supplied with Mounting Bracket & 10 bar Gauge, BSPP

0338	Thread	LPM
KCS400-10-A-F-3	3/8"	6000
KCS400-15-A-F-3	1/2"	6000
Tech Sheet 3060		

Semi-auto Drain, supplied with Mounting Bracket & 10 bar Gauge, BSPP

0338	Thread	LPM
KCS400-10-F-3	3/8"	6000
KCS400-15-F-3	1/2"	6000
Tech Sheet 3060		

600 Series Filter + Regulator + Lubricator Combination Units

Operating Pressure
1.5 to 9.0 bar

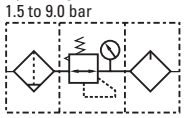

Auto Drain, supplied with Mounting Bracket & 10 bar Gauge, BSPP

0338	Thread	LPM
KCS600-20-A-F-3	3/4"	9000
KCS600-25-A-F-3	1"	9000
Tech Sheet 3060		

Semi-auto Drain, supplied with Mounting Bracket & 10 bar Gauge, BSPP

0338	Thread	LPM
KCS600-20-F-3	3/4"	9000
KCS600-25-F-3	1"	9000
Tech Sheet 3060		

AIR PREPARATION

Working Temperature: -5ºC to +60ºC

Maximum Working Pressure: 10 bar

40 Micron fitted as standard
Auto or semi-auto drain fitted as standard
Guarded bowl protection on Series 300, 400 and 600

2 Year Warranty

200 Series Filter/Regulator + Lubricator Combination Units

Operating Pressure
1.5 to 9.0 bar

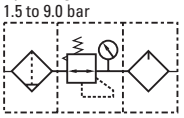

Semi-auto Drain, supplied with Mounting Bracket & 10 bar Gauge, BSPP

0338	Thread	LPM
KFCS200-06-F-3	1/8"	3000
KFCS200-08-F-3	1/4"	3000
Tech Sheet 3061		

300 Series Filter/Regulator + Lubricator Combination Units

Operating Pressure
1.5 to 9.0 bar

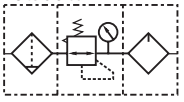

Auto Drain, supplied with Mounting Bracket & 10 bar Gauge, BSPP

0338	Thread	LPM
KFCS300-08-A-F-3	1/4"	4000
KFCS300-10-A-F-3	3/8"	4000
KFCS300-15-A-F-3	1/2"	4000
Tech Sheet 3061		

Semi-auto Drain, supplied with Mounting Bracket & 10 bar Gauge, BSPP

0338	Thread	LPM
KFCS300-08-F-3	1/4"	4000
KFCS300-10-F-3	3/8"	4000
KFCS300-15-F-3	1/2"	4000
Tech Sheet 3061		

400 Series Filter/Regulator + Lubricator Combination Units

Operating Pressure
1.5 to 9.0 bar

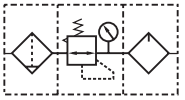

Auto Drain, supplied with Mounting Bracket & 10 bar Gauge, BSPP

0338	Thread	LPM
KFCS400-10-A-F-3	3/8"	6000
KFCS400-15-A-F-3	1/2"	6000
Tech Sheet 3061		

Semi-auto Drain, supplied with Mounting Bracket & 10 bar Gauge, BSPP

0338	Thread	LPM
KFCS400-10-F-3	3/8"	6000
KFCS400-15-F-3	1/2"	6000
Tech Sheet 3061		

600 Series Filter/Regulator + Lubricator Combination Units

Operating Pressure
1.5 to 9.0 bar

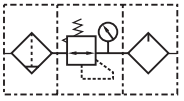

Auto Drain, supplied with Mounting Bracket & 10 bar Gauge, BSPP

0338	Thread	LPM
KFCS600-20-A-F-3	3/4"	9000
KFCS600-25-A-F-3	1"	9000
Tech Sheet 3061		

Semi-auto Drain, supplied with Mounting Bracket & 10 bar Gauge, BSPP

0338	Thread	LPM
KFCS600-20-F-3	3/4"	9000
KFCS600-25-F-3	1"	9000
Tech Sheet 3061		

AIR PREPARATION

Working Temperature: -5°C to +60°C

Maximum Working Pressure: 10 bar

40 Micron fitted as standard
Auto or semi-auto drain fitted as standard
Guarded bowl protection on Series 300, 400 and 600

2 Year Warranty

200 Series Filter/Regulators

Operating Pressure
1.5 to 9.0 bar

Semi-auto Drain, supplied with Mounting Bracket & 10 bar Gauge, BSPP

0338	Thread	LPM
KFRS200-06-F-3	1/8"	3000
KFRS200-08-F-3	1/4"	3000
Tech Sheet 3062		

300 Series Filter/Regulators

Operating Pressure
1.5 to 9.0 bar

Auto Drain, supplied with Mounting Bracket & 10 bar Gauge, BSPP

0338	Thread	LPM
KFRS300-08-A-F-3	1/4"	4000
KFRS300-10-A-F-3	3/8"	4000
KFRS300-15-A-F-3	1/2"	4000
Tech Sheet 3062		

Semi-auto Drain, supplied with Mounting Bracket & 10 bar Gauge, BSPP

0338	Thread	LPM
KFRS300-08-F-3	1/4"	4000
KFRS300-10-F-3	3/8"	4000
KFRS300-15-F-3	1/2"	4000
Tech Sheet 3062		

400 Series Filter/Regulators

Operating Pressure
1.5 to 9.0 bar

Auto Drain, supplied with Mounting Bracket & 10 bar Gauge, BSPP

0338	Thread	LPM
KFRS400-10-A-F-3	3/8"	6000
KFRS400-15-A-F-3	1/2"	6000
Tech Sheet 3062		

Semi-auto Drain, supplied with Mounting Bracket & 10 bar Gauge, BSPP

0338	Thread	LPM
KFRS400-10-F-3	3/8"	6000
KFRS400-15-F-3	1/2"	6000
Tech Sheet 3062		

600 Series Filter/Regulators

Operating Pressure
1.5 to 9.0 bar

Auto Drain, supplied with Mounting Bracket & 10 bar Gauge, BSPP

0338	Thread	LPM
KFRS600-20-A-F-3	3/4"	9000
KFRS600-25-A-F-3	1"	9000
Tech Sheet 3062		

Semi-auto Drain, supplied with Mounting Bracket & 10 bar Gauge, BSPP

0338	Thread	LPM
KFRS600-20-F-3	3/4"	9000
KFRS600-25-F-3	1"	9000
Tech Sheet 3062		

AIR PREPARATION

Working Temperature: -5ºC to +60ºC

Maximum Working Pressure: 10 bar

40 Micron fitted as standard
Auto or semi-auto drain fitted as standard
Guarded bowl protection on Series 300, 400 and 600

All FT Pro Regulators can now be adapted to use either a 40mm or 50mm round face gauge with the new FT Pro Gauge Adaptor. See page 646

2 Year Warranty

Mini Regulators

Max inlet pressure 10 bar
Operating pressure 0.5 to 9.0 bar

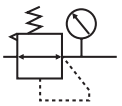

Supplied with Mounting Bracket & 10 bar Gauge, BSPP

0338	Thread
KRS200-06	1/8"
KRS200-08	1/4"
Tech Sheet 3066	

200 Series Regulators

Operating pressure 1.5 to 9.0 bar

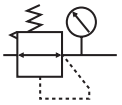

Supplied with Mounting Bracket & 10 bar Gauge, BSPP

0338	Thread	LPM
KRS200-06-F-3	1/8"	3000
KRS200-08-F-3	1/4"	3000
Tech Sheet 3064		

300 Series Regulators

Operating pressure 1.5 to 9.0 bar

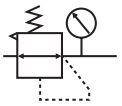

Supplied with Mounting Bracket & 10 bar Gauge, BSPP

0338	Thread	LPM
KRS300-08-F-3	1/4"	5000
KRS300-10-F-3	3/8"	5000
KRS300-15-F-3	1/2"	5000
Tech Sheet 3064		

400 Series Regulators

Operating pressure 1.5 to 9.0 bar

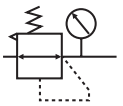

Supplied with Mounting Bracket & 10 bar Gauge, BSPP

0338	Thread	LPM
KRS400-10-F-3	3/8"	7500
KRS400-15-F-3	1/2"	7500
Tech Sheet 3064		

600 Series Regulators

Operating pressure 1.5 to 9.0 bar

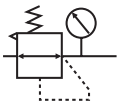

Supplied with Mounting Bracket & 10 bar Gauge, BSPP

0338	Thread	LPM
KRS600-20-F-3	3/4"	9500
KRS600-25-F-3	1"	9500
Tech Sheet 3064		

Working Temperature:
-5°C to +60°C

Maximum Working Pressure:
10 bar

Guarded bowl protection on Series 300, 400 and 600

2 Year Warranty

200 Series Lubricators

Supplied with Mounting Bracket, BSPP

0338	Thread	LPM
KLS200-06	1/8"	3000
KLS200-08	1/4"	3000

Tech Sheet 3065

400 Series Lubricators

Supplied with Mounting Bracket, BSPP

0338	Thread	LPM
KLS400-10	3/8"	7500
KLS400-15	1/2"	7500

Tech Sheet 3065

300 Series Lubricators

Supplied with Mounting Bracket, BSPP

0338	Thread	LPM
KLS300-08	1/4"	5000
KLS300-10	3/8"	5000
KLS300-15	1/2"	5000

Tech Sheet 3065

600 Series Lubricators

Supplied with Mounting Bracket, BSPP

0338	Thread	LPM
KLS600-20	3/4"	9000
KLS600-25	1"	9000

Tech Sheet 3065

AIR PREPARATION

Working Temperature: -5°C to +60°C

Maximum Working Pressure: 10 bar

40 Micron fitted as standard
Auto or semi-auto drain fitted as standard
Guarded bowl protection on Series 300, 400 and 600

2 Year Warranty

200 Series Filters

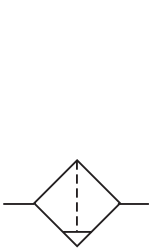

Semi-auto Drain, supplied with Mounting Bracket, BSPP

0338	Thread	LPM
KFS200-06	1/8"	3000
KFS200-08	1/4"	3000
Tech Sheet 3063		

300 Series Filters

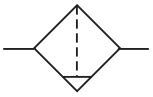

Auto Drain, supplied with Mounting Bracket, BSPP

0338	Thread	LPM
KFS300-08-A	1/4"	5000
KFS300-10-A	3/8"	5000
KFS300-15-A	1/2"	5000
Tech Sheet 3063		

Semi-auto Drain, supplied with Mounting Bracket, BSPP

0338	Thread	LPM
KFS300-08	1/4"	5000
KFS300-10	3/8"	5000
KFS300-15	1/2"	5000
Tech Sheet 3063		

400 Series Filters

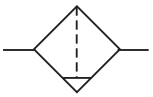

Auto Drain, supplied with Mounting Bracket, BSPP

0338	Thread	LPM
KFS400-10-A	3/8"	7500
KFS400-15-A	1/2"	7500
Tech Sheet 3063		

Semi-auto Drain, supplied with Mounting Bracket, BSPP

0338	Thread	LPM
KFS400-10	3/8"	7500
KFS400-15	1/2"	7500
Tech Sheet 3063		

600 Series Filters

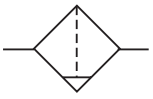

Auto Drain, supplied with Mounting Bracket, BSPP

0338	Thread	LPM
KFS600-20-A	3/4"	10000
KFS600-25-A	1"	10000
Tech Sheet 3063		

Semi-auto Drain, supplied with Mounting Bracket, BSPP

0338	Thread	LPM
KFS600-20	3/4"	10000
KFS600-25	1"	10000
Tech Sheet 3063		

Working Temperature:
-5°C to +60°C

Maximum Working Pressure:
10 bar

FT Pro Air Service Units come complete with:
Filter/regulator, lubricator, 3/2 shut-off valve, mounting bracket and 10 bar pressure gauge.

Available in both auto drain and semi-auto drain.
The units are also available on a floor stand for use with mobile compressors for use on site.
All FT Pro Regulators can now be adapted to use either a 40mm or 50mm round face gauge with the new FT Pro Gauge Adaptor. See page 646

2 Year Warranty

300 Series Air Service Unit, Wall Mount

Operating Pressure
1.5 to 9.0 bar

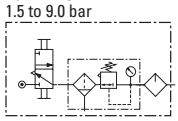

Auto Drain, supplied with Shut Off Valve & 10 bar Gauge, BSPP

0338	Thread	LPM
KCAS300-15-A-F-3	1/2"	4000
Tech Sheet 10286		

Operating Pressure
1.5 to 9.0 bar

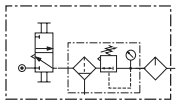

Semi-auto Drain, supplied with Shut Off Valve & 10 bar Gauge, BSPP

0338	Thread	LPM
KCAS300-15-F-3	1/2"	4000
Tech Sheet 10286		

400 Series Air Service Unit, Wall Mount

Operating Pressure
1.5 to 9.0 bar

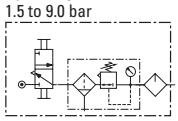

Auto Drain, supplied with Shut Off Valve & 10 bar Gauge, BSPP

0338	Thread	LPM
KCAS400-15-A-F-3	1/2"	6000
Tech Sheet 10286		

Operating Pressure
1.5 to 9.0 bar

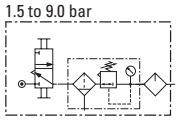

Semi-auto Drain, supplied with Shut Off Valve & 10 bar Gauge, BSPP

0338	Thread	LPM
KCAS400-15-F-3	1/2"	6000
Tech Sheet 10286		

AIR PREPARATION

Working Temperature: -20°C to +70°C

Maximum Working Pressure: 9 bar

Soft Start Valves are increasingly being used where safety is key in the start up of systems and machines in helping protect the operators and the equipment.

The valves allow the pressure to gradually increase to the full flow required on start up of the system.

OSHA approved.

These units can be used in conjunction with FT Pro Air Preparation with the addition of brackets style 'U' or 'L', or as a stand alone in-line unit.

All FT Pro Regulators can now be adapted to use either a 40mm or 50mm round face gauge with the new FT Pro Gauge Adaptor. See page 646

2 Year Warranty

200 Series Soft Start Valves, Solenoid

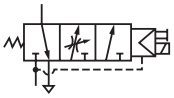

24V DC, supplied with Coil, DIN Plug, Mounting Bracket & 10 bar Gauge, BSPP

0338	Thread
KC200-06	1/8"
KC200-08	1/4"

Tech Sheet 3067

300 Series Soft Start Valves, Solenoid

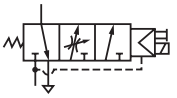

24V DC, supplied with Coil, DIN Plug, Mounting Bracket & 10 bar Gauge, BSPP

0338	Thread
KC300-08	1/4"
KC300-10	3/8"
KC300-15	1/2"

Tech Sheet 3067

400 Series Soft Start Valves, Solenoid

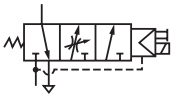



24V DC, supplied with Coil, DIN Plug, Mounting Bracket & 10 bar Gauge, BSPP

0338	Thread
KC400-10	3/8"
KC400-15	1/2"

Tech Sheet 3067

Working Temperature: -20°C to +70°C

Maximum Working Pressure: 9 bar

Lockable shut off valves prevent accidental start ups when maintenance or service work is being carried out on the machines.

Padlock supplied.

These units can be used in conjunction with FT Pro Air Preparation with the addition of brackets style 'U' or 'L', or as a stand alone 3/2 exhausting ball valve.

2 Year Warranty

200 Series 3/2 Shut Off Valves, Lockable

Supplied with Padlock & Mounting Bracket, BSPP

0338	Thread
KZ200-06	1/8"
KZ200-08	1/4"

Tech Sheet 3068

300 Series 3/2 Shut Off Valves, Lockable

Supplied with Padlock & Mounting Bracket, BSPP

0338	Thread
KZ300-08	1/4"
KZ300-10	3/8"
KZ300-15	1/2"

Tech Sheet 3068

Supplied with Padlock & Mounting Bracket, BSPP

0338	Thread
KZ400-10	3/8"
KZ400-15	1/2"

Tech Sheet 3068

AIR PREPARATION

Working Temperature:
-5°C to +60°C

Maximum Working Pressure:
10 bar

Can be fitted to any combination units, fitted before the lubricator it can be used to port off a non-lubricated air supply that might be required for your system.

These units are to be used in conjunction with FT Pro Air Preparation, or as a stand alone BSPP manifold block. When using with existing FT Pro Air Preparation, you will also require additional fixing brackets.

2 Year Warranty

200 Series Porting Blocks

BSPP

0338	Thread
KA200-06	1/8"
KA200-08	1/4"
Tech Sheet 3069	

400 Series Porting Blocks

BSPP

0338	Thread
KA400-10	3/8"
KA400-15	1/2"
Tech Sheet 3069	

300 Series Porting Blocks

BSPP

0338	Thread
KA300-08	1/4"
KA300-10	3/8"
Tech Sheet 3069	

600 Series Porting Blocks

BSPP

0338	Thread
KA600-20	3/4"
KA600-25	1"
Tech Sheet 3069	

Fixing Brackets

U Style Brackets

0338	To Suit Series
KA200U-P1	200
KA300U-P1	300
KA400U-P1	400
KA600U-P1	600
Tech Sheet 3069	

L Style Brackets

0338	To Suit Series
KA201-P1	200
KA301-P1	300
KA401-P1	400
KA601-P1	600
Tech Sheet 3069	

AIR PREPARATION

All FT Pro Regulators can now be adapted to use either a 40mm or 50mm round face gauge with the new FT Pro Gauge Adaptor. See below

Accessories

Drain Bowl & Auto Drain

0338	To Suit Series
KF300-P6	300
KF400-P10	400
KF600-P1	600
Tech Sheet 20382	

Filter Elements 40 Micron

0338	To Suit Series
KF200-004-1	200
KF300-004-1	300
KF400-004-1	400
KF600-004-1	600
Tech Sheet 20379	

Filter Elements 5 Micron

0338	To Suit Series
KF200-004-2	200
KF300-004-2	300
KF400-004-2	400
KF600-004-2	600
Tech Sheet 20379	

Drain Bowl & Semi-auto Drain

0338	To Suit Series
KF200-P3	200
KF300-P5	300
KF400-P9	400
KF600-P2	600
Tech Sheet 20896	

Micro Gauge

0338
K-PR010B-P1
Tech Sheet 20381

All FT Pro regulators can be fitted with a 40mm or 50mm round faced gauge, by using the FT Pro gauge adaptor

Complete with
2 x screws.

Gauge Adaptor

0338	Thread	To Suit Series
KGA-1/8	1/8"	200 & 300
KGA-1/4	1/4"	400 & 600
Tech Sheet 20381		

Drain Bowl & Manual Drain

0338	To Suit Series
KF200-P6	200
KF300-P4	300
KF400-P11	400
KF600-P3	600
Tech Sheet 20380	

1/8" BSPT, Steel Case Centre Back Connection

0338	Gauge Diameter mm	Pressure Range PSI	Pressure Range Bar
KG40-10R	40	0-160	0-10
KG50-10R	50	0-160	0-10

Panel Mount Brackets, to suit Steel Dry Gauges

0338	To Suit mm
KPMB40R	40
KPMB50R	50

AIR PREPARATION

The manufacturers strive to maintain quality and are continually improving products to suit the industry.

Due to the success of the Professional FRL's, The Professional Range has been revamped with improved structure and sensitivity.
200 and 300 series now come with larger, stronger drip cups, extending the products in use life cycle.

Advancements to the construction of the regulators mechanism, has given extra sensitivity on the control this helps to ensure the system is working to the optimum pressure.

- Heavy-duty
- 20 micron filtration as standard
- Metal construction
- Modular compact design
- Semi-auto drain as standard
- Guard bowl protection only on FM3000, FM4000 and FM5000 units
- Micro gauge also available

Working Temperature:
-10°C to +60°C

Maximum Working Pressure:
10 bar

Filter + Regulator + Lubricator

Operating Pressure:
1.5 bar to 8.5 bar

Supplied with Mounting Bracket & Gauge, BSPP

0132	Thread	LPM
FM2-20-01-C	1/8"	500
FM2-30-02-C	1/4"	2000
FM2-40-03-C	3/8"	4000
FM2-40-04-C	1/2"	4000
FM2-50-06-C	3/4"	5000
FM2-50-10-C	1"	5000
Tech Sheet 60527		

Filter Regulator + Lubricator

Operating Pressure:
1.5 bar to 8.5 bar

Supplied with Mounting Bracket & Gauge, BSPP

0132	Thread	LPM
FM2-21-01-C	1/8"	500
FM2-31-02-C	1/4"	2000
FM2-41-03-C	3/8"	4000
FM2-41-04-C	1/2"	4000
FM2-51-06-C	3/4"	5000
FM2-51-10-C	1"	5000
Tech Sheet 60528		

Filter Regulator

Operating Pressure:
1.5 bar to 8.5 bar

Supplied with Mounting Bracket & Gauge, BSPP

0132	Thread	LPM
FM2-20-01-W	1/8"	500
FM2-30-02-W	1/4"	1700
FM2-40-03-W	3/8"	3000
FM2-40-04-W	1/2"	3000
FM2-50-06-W	3/4"	5000
FM2-50-10-W	1"	5000
Tech Sheet 60529		

Filter

BSPP

0132	Thread	LPM
FM2-20-01-F	1/8"	500
FM2-30-02-F	1/4"	1700
FM2-40-03-F	3/8"	3000
FM2-40-04-F	1/2"	3000
FM2-50-06-F	3/4"	5000
FM2-50-10-F	1"	5000
Tech Sheet 60530		

Regulator

Operating Pressure:
1.5 bar to 8.5 bar

Supplied with Mounting Bracket & Gauge, BSPP

0132	Thread	LPM
FM2-20-01-R	1/8"	500
FM2-30-02-R	1/4"	1700
FM2-40-03-R	3/8"	3000
FM2-40-04-R	1/2"	3000
FM2-50-06-R	3/4"	5000
FM2-50-10-R	1"	5000
Tech Sheet 60531		

Lubricator

BSPP

0132	Thread	LPM
FM2-20-01-L	1/8"	500
FM2-30-02-L	1/4"	1700
FM2-40-03-L	3/8"	3000
FM2-40-04-L	1/2"	3000
FM2-50-06-L	3/4"	5000
FM2-50-10-L	1"	5000
Tech Sheet 60532		

AIR PREPARATION

As with the original Professional Range, the MKII air preparation range comes fully assembled.
We offer users the ability to assemble their own bespoke units with the use of connectors and wall mounting kits.

Applications:

- Construction
- Agriculture
- Mining
- OEM machine building
- Automotive
- Rail
- Industrial

Professional Range MKII Accessories

Neck Brackets

0132	To Suit
FM2-20-N	1/8"
FM2-30-N	1/4"
FM2-40-N	3/8"-1"
Tech Sheet 60537	

Filter Elements

0132	To Suit
FM2-20-20UM	200 Filter Series
FM2-30-20UM	300 Filter Series
FM2-40-20UM	400 Filter Series
FM2-50-20UM	500 Filter Series

Connector & Wall Brackets

0132	To Suit
FM2-20-MB	1/8"
FM2-30-MB	1/4"
FM2-40-MB	3/8"-1/2"
FM2-50-MB	3/4"-1"
Tech Sheet 60537	

Micro Gauge

0132	To Suit
GM-27	All Series

Steel Case Centre Back Connection

0132	Thread	Gauge Diameter mm	Pressure Range PSI	Pressure Range Bar
GS-40	1/8"	40	0-145	0-10
GS-50	1/8"	50	0-145	0-10

Drip Leg Drain

BSPP

0132	To Suit
FM-402-04-S	1/2"
Tech Sheet 1998	

A Series Regulators

AR2 Series Regulator 1/8"G - 1/4"G

0600	Port Size G	Gauge Thread G	Max Flow L/min
AR2000-01	1/8"	1/8"	550

AR3 Series Regulator 1/4"G

0600	Port Size G	Gauge Thread G	Max Flow L/min
AR3000-02	1/4"	1/8"	2500

AR4 Series Regulator 1/2"G - 3/4"G

0600	Port Size G	Gauge Thread G	Max Flow L/min
AR4000-04	1/2"	1/4"	6000
AR4000-06	3/4"	1/4"	6000

AR5 Series Regulators 3/4"G - 1"G

0600	Port Size G	Gauge Thread G	Max Flow L/min
AR5000-06	3/4"	1/4"	8000
AR5000-10	1"	1/4"	8000

A Series Filter Regulators

AW2 Series Filter Regulator 1/8"G - 1/4"G

0600	Port Size G	Gauge Thread G	Max Flow L/min	Drain
AW2000-01	1/8"	1/8"	550	Manual
AW2000-02	1/4"	1/8"	550	Manual
AW2000-02D	1/4"	1/8"	550	Auto Drain

AW3 Series Filter Regulator 1/4"G

0600	Port Size G	Gauge Thread G	Max Flow L/min	Drain
AW3000-02	1/4"	1/8"	2000	Manual
AW3000-02D	1/4"	1/8"	2000	Auto Drain

AW4 Series Filter Regulator 1/2"G

0600	Port Size G	Gauge Thread G	Max Flow L/min	Drain
AW4000-04	1/2"	1/4"	4000-4500	Manual
AW4000-04D	1/2"	1/4"	4000-4500	Auto Drain

AW5 Series Filter Regulators 3/4"G - 1"G

0600	Port Size G	Gauge Thread G	Max Flow L/min	Drain
AW5000-06D	3/4"	1/4"	5500	Auto Drain
AW5000-10D	1"	1/4"	5500	Auto Drain

A SERIES AIR PREPARATION

A Series Combi Sets

AC2 Series Filter Regulator & Lube Combi Sets 1/8"G - 1/4"G

0600	Port Size G	Gauge Thread G	Max Flow L/min	Drain
AC2010-01	1/8"	1/8"	500	Manual
AC2010-02	1/4"	1/8"	500	Manual
AC2010-02D	1/4"	1/8"	500	Auto Drain

AC3 Series Filter Regulator & Lube Combi Sets 1/4"G

0600	Port Size G	Gauge Thread G	Max Flow L/min	Drain
AC3010-02	1/4"	1/4"	1700	Manual
AC3010-02D	1/4"	1/4"	1700	Auto Drain

AC4 Series Filter Regulator & Lube Combi Sets 1/2"G

0600	Port Size G	Gauge Thread G	Max Flow L/min	Drain
AC4010-04	1/2"	1/4"	3000	Manual
AC4010-04D	1/2"	1/4"	3000	Auto Drain

AC5 Series Filter Regulator & Lube Combi Sets 3/4"G - 1"G

0600	Port Size G	Gauge Thread G	Max Flow L/min	Drain
AC5010-06D	3/4"	1/4"	4000	Auto Drain
AC5010-10D	1"	1/4"	4000	Auto Drain

A Series Filters

AF2 Series Filter 1/8"G - 1/4"G

0600	Port Size G	Max Flow L/min	Drain
AF2000-01	1/8"	750	Manual
AF2000-02	1/4"	750	Manual

AF3 Series Filter 1/4"G

0600	Port Size G	Max Flow L/min	Drain
AF3000-02	1/4"	1500	Manual
AF3000-02D	1/4"	1500	Auto Drain

AF4 Series Filter 1/2"G - 3/4"G

0600	Port Size G	Max Flow L/min	Drain
AF4000-04	1/2"	4000-6000	Manual
AF4000-04D	1/2"	4000-6000	Auto Drain
AF4000-06D	3/4"	4000-6000	Auto Drain

AF5 Series Filter 3/4"G - 1"G

0600	Port Size G	Max Flow L/min	Drain
AF5000-06D	3/4"	7000	Auto Drain
AF5000-10D	1"	7000	Auto Drain

A Series Lubricators

AL2 Series Lubricator 1/8"G - 1/4"G

0600	Port Size G	Max Flow L/min
AL2000-02	1/4"	800

AL3 Series Lubricator 1/4"G

0600	Port Size G	Max Flow L/min
AL3000-02	1/4"	1700

AL4 Series Lubricator 1/2"G

0600	Port Size G	Max Flow L/min
AL4000-04	1/2"	5000-6300

A Series Mounting Brackets

A2 Series Mounting Bracket

0600	Description
A2000-BRKT	Mounting Bracket

A5 Series Mounting Bracket

0600	Description
A5000-BRKT	Mounting Bracket

A3 Series Mounting Bracket

0600	Description
A3000-BRKT	Mounting Bracket

A4 Series Mounting Bracket

0600	Description
A400T	Mounting Bracket

A4 Series Mounting Bracket

0600	Description
A4000-BRKT	Mounting Bracket

D SERIES AIR PREPARATION

D Series Regulators

DR2 Series Regulator 1/8"G - 3/8"G

0600	Port Size G	Gauge Thread G	Max Flow L/min
DR200-01	1/8"	1/8"	1700
DR200-02	1/4"	1/8"	1700
DR200-03	3/8"	1/8"	1700

DR4 Series Regulator 3/8"G - 1/2"G

0600	Port Size G	Gauge Thread G	Max Flow L/min
DR400-03	3/8"	1/4"	3500
DR400-04	1/2"	1/4"	3500

DR6 Series Regulator 3/4"G - 1"G

0600	Port Size G	Gauge Thread G	Max Flow L/min
DR600-06	3/4"	1/4"	11500
DR600-08	1"	1/4"	11500

D Series Filter Regulators

DC2 Series Filter Regulator 1/8"G - 3/8"G

0600	Port Size G	Gauge Thread G	Max Flow L/min	Drain
DFR200-01	1/8"	1/8"	1700	Manual
DFR200-02	1/4"	1/8"	1700	Manual
DFR200-02D	1/4"	1/8"	1700	Auto Drain
DFR200-03D	3/8"	1/8"	1700	Auto Drain

DC4 Series Filter Regulator 3/8"G - 3/4"G

0600	Port Size G	Gauge Thread G	Max Flow L/min	Drain
DFR400-03D	3/8"	1/4"	3500	Auto Drain
DFR400-04	1/2"	1/4"	3500	Manual
DFR400-04D	1/2"	1/4"	3500	Auto Drain
DFR400-06	3/4"	1/4"	3500	Manual
DFR400-06D	3/4"	1/4"	3500	Auto Drain

DC6 Series Filter Regulator 3/4"G - 1"G

0600	Port Size G	Gauge Thread G	Max Flow L/min	Drain
DFR600-06	3/4"	1/4"	11500	Manual
DFR600-08D	1"	1/4"	11500	Auto Drain

D Series Combi Sets

DC2 Series Filter Regulator & Lube Combi Sets 1/8"G - 3/8"G

0600	Port Size G	Gauge Thread G	Max Flow L/min	Drain
DC201-01	1/8"	1/8"	1700	Manual
DC201-02	1/4"	1/8"	1700	Manual
DC201-02D	1/4"	1/8"	1700	Auto Drain
DC201-03D	3/8"	1/8"	1700	Auto Drain

DC4 Series Filter Regulator & Lube Combi Sets 3/8"G - 3/4"G

0600	Port Size G	Gauge Thread G	Max Flow L/min	Drain
DC401-01	3/8"	1/4"	3500	Manual
DC401-02	1/2"	1/4"	3500	Manual
DC401-02D	1/2"	1/4"	3500	Auto Drain
DC401-03D	3/4"	1/4"	3500	Auto Drain

DC6 Series Filter Regulator & Lube Combi Sets 3/4"G - 1"G

0600	Port Size G	Gauge Thread G	Max Flow L/min	Drain
DC601-06	3/4"	1/4"	11500	Manual
DC601-08D	1"	1/4"	11500	Auto Drain

D Series Filters

DF2 Series Filter 1/8"G - 3/8"G

0600	Port Size G	Max Flow L/min	Drain
DF200-02	1/4"	2000	Manual
DF200-02D	1/4"	2000	Auto Drain
DF200-03D	1/4"	2000	Auto Drain

DF4 Series Filter 3/8"G - 3/4"G

0600	Port Size G	Max Flow L/min	Drain
DF400-03D	3/8"	4000	Auto Drain
DF400-04	1/2"	4000	Manual
DF400-04D	1/2"	4000	Auto Drain
DF400-06	3/4"	4000	Manual

DF6 Series Filter 3/4"G - 1"G

0600	Port Size G	Max Flow L/min	Drain
DF600-06	3/4"	11500	Manual
DF600-08	1"	11500	Manual
DF600-08D	1"	11500	Auto Drain

D Series Lubricators

DL1 Series Lubricator M5 - 1/8"G

0600	Port Size G	Max Flow L/min
DL100-M5	M5	500

DL2 Series Lubricator 1/8"G - 3/8"G

0600	Port Size G	Max Flow L/min
DL200-01	1/8"	2000
DL200-02	1/4"	2000
DL200-03	3/8"	2000

DL4 Series Lubricator 3/8"G - 1/2"G

0600	Port Size G	Max Flow L/min
DL400-03	3/8"	4000
DL400-04	1/2"	4000

D Series Accessories

Port Block Sets

0600	Series	Size
D400LB-04	400	1/2"

Filter to Regulator to Lube Joiner Kits

0600	Series
DC400JK	400

Wall Mounting Brackets

0600	Series
MB-D200	200
MB-D400	400
MB-D600	600

A9 SERIES AIR PREPARATION

A9 Series Air Preparation

AC9 Series Filter Regulator & Lube Combi Sets 1.1/2" - 2"

0600	Port Size G	Gauge Thread G	Max Flow L/min	Drain
AC901-15D	1.1/2"	1/4"	17500	Auto Drain
AC901-20D	2"	1/4"	17500	Auto Drain

AFR9 Series Filter Regulators 1.1/2" - 2"

0600	Port Size G	Gauge Thread G	Max Flow L/min	Drain
AFR900-15D	1.1/2"	1/4"	17500	Auto Drain
AFR900-20D	2"	1/4"	17500	Auto Drain

AR9 Series Regulators 1.1/2" - 2"

0600	Port Size G	Gauge Thread G	Max Flow L/min	Drain
AR900-15	1.1/2"	1/4"	17500	Auto Drain
AR900-20	2"	1/4"	17500	Auto Drain

AF9 Series Filters 1.1/2" - 2"

0600	Port Size G	Max Flow L/min	Drain
AF900-15D	1.1/2"	17500	Auto Drain
AF900-20D	2"	17500	Auto Drain

AF9 Series Lubricators 1.1/2" - 2"

0600	Port Size G	Max Flow L/min
AL900-15	1.1/2"	17500
AL900-20	2"	17500

PR SERIES AIR PREPARATION

PR Series Air Preparation

PR100 Series 1/8" Precision Regulators

0600	Range MPA	Max Flow L/min
PR101-01	0.01-0.4	4.4 (ANR)
PR102-01	0.01-0.8	4.4 (ANR)

PR200 Series 1/4" Precision Regulators

0600	Range MPA	Max Flow L/min
PR200-02	0.005-0.2	4.4 (ANR)
PR201-02	0.01-0.4	4.4 (ANR)

PR300 Series 1/2" Precision Regulator

0600	Range MPA	Max Flow L/min
PR302-04	0.01-0.8	11.5 (ANR)

WORKFORCE RANGE

In-line Filter Aluminium

Prevents dirt entering the air line

Working Temperature:
0°C to +70°C

Maxium Working Pressure:
10 bar

Male x Female Thread, BSPP

0043	Thread
ILF-14	1/4"
ILF-38	3/8"
Tech Sheet 824	

Flow: 400 L/min

Working Temperature:
0°C to +45°C

Maximum Working Pressure:
9 bar

Male x Female Thread, BSPP

0043	Thread
IF-14	1/4"
Tech Sheet 20383	

In-line Brass Flow Regulator

Working Temperature:
0°C to +70°C

Maximum Working Pressure:
10 bar

Male x Female Thread, BSPP

0043	Thread
ILR-14	1/4"
Tech Sheet 20384	

Mini In-line Oiler

Working Temperature:
0°C to +45°C

Maximum Working Pressure:
9 bar

Male x Female Thread, BSPP

0043	Thread
MO-14	1/4"
Tech Sheet 20385	

FESTO

new product

For **FESTO Flow Regulators**
see pages **814-815**

AIR PREPARATION

For the full range and more information, please contact one of our sales team.

AIR PREPARATION MS SERIES

Features

Robust design, perfect for harsh environments

Good regulation characteristics with minimal pressure

High flow rate and highly efficient in removing contaminants

Available in both manual and auto-drain options

Product Description

MS	4	-	LFR	-	1/4	-	D6	-	C	-	R	-	M	-	AS
Type	Size		Service Function		Pneumatic Connection		Pressure Regulation Range		Grade of Filtration		Bowl Guard		Condensate Drain		Security

AIR PREPARATION MS SERIES

FESTO

Filter Regulator, Manual Shut-off Valve & Pressure Gauge

Ambient Temperature:
-10°C to +60°C

- For filtered and unlubricated compressed ai
- Supply pressure can be opened and closed
- Output pressure is indefinitely adjustable within the pressure regulation rang
- Manual rotary condensate drain

Working Pressure:
0.8 to 14 bar

Manual Drain Filter Regulator with Manual Shut-Off Valve

0009	Thread	LPM	Micron	Pressure Regulation Range Bar	Manufacturer's Code
8025354	1/4"	1700	40	0.5 to 12	MSB4-1/4:C3:J1-WP
8025355	1/2"	5100	40	0.5 to 12	MSB6-1/2:C3:J1-WP
Tech Sheet 71003					

Working Pressure:
0.8 to 10 bar

Manual Drain Filter Regulator with Manual Shut-Off Valve, Solenoid Valve & Pressure Sensor

0009	Thread	LPM	Micron	Pressure Regulation Range Bar	Manufacturer's Code
8025358	1/4"	1400	40	0.5 to 10	MSB4-1/4:C3:J1:D14-WP
8025359	1/2"	4000	40	0.5 to 10	MSB6-1/2:C3:J1:D14-WP
Tech Sheet 71011					

Working Pressure:
0.8 to 14 bar

Manual Drain Filter Regulator with Manual Shut-Off & Pressure Sensor

0009	Thread	LPM	Micron	Pressure Regulation Range Bar	Manufacturer's Code
8025356	1/4"	1600	40	0.5 to 10	MSB4-1/4:C3:J1:F12-WP
8025357	1/2"	4500	40	0.5 to 10	MSB6-1/2:C3:J1:F12-WP
Tech Sheet 71007					

Working Pressure:
1.5 to 20 bar

Manual Rotary Filter Regulator with Pressure Gauge, Rotary Knob with Detent & Lubricator

0009	Thread	LPM	Micron	Bowl Type	Pressure Regulation Range Bar	Manufacturer's Code
530244	1/4"	850	40	Plastic	+0.5 to +12	MSB6-1/2-FRC5:J1M1
531117	1/2"	3700	40	Plastic	+0.5 to +12	MSB4-1/4-FRC5:J1M1
Tech Sheet 71014						

AIR PREPARATION MS SERIES

FESTO

Pressure Regulators

- Maintains a constant working pressure independent of pressure fluctuations and air consumption
- High flow rate with minimal pressure drop
- Connection G1/4, G1/2
- Selected types in accordance with ATEX directive for potentially explosive atmospheres
- Lockable via accessories

Ambient Temperature:
-10°C to +60°C

Working Pressure:
1/4 BSPP 0.8 to 14 bar
1/2 BSPP 0.8 to 20 bar

Integrated Pressure Gauge, BSPP

0009	Thread	LPM	Pressure Regulation Range Bar	Manufacturer's Code
529415	1/4"	2100	0.3 to 4	MS4-LR-1/4-D5-AS
529417	1/4"	1800	0.3 to 7	MS4-LR-1/4-D6-AS
529419	1/4"	1700	0.5 to 12	MS4-LR-1/4-D7-AS
529989	1/2"	7500	0.3 to 4	MS6-LR-1/2-D5-AS
529991	1/2"	6500	0.3 to 7	MS6-LR-1/2-D6-AS
529993	1/2"	5500	0.5 to 12	MS6-LR-1/2-D7-AS
Tech Sheet 71440				

Air Preparation Units MS-LFR-B Series

- Grid dimension 25, 40, 62mm
- Competitively priced basic component focused on the most important technical functions
- Lightweight and sturdy thanks to modern polymer materials
- Compatible with the MS series for the ideal combination of low-cost basic functionality and high-end functional requirements
- Stabile control response
- With or without pressure gauge
- Rotary knob with latch
- MS2: Directly operated diaphragm regulator
- MS4, MS6: directly actuated piston regulator
- With integrated secondary exhausting and primary exhausting with return flow function

Integrated Pressure Gauge, BSPP

0009	Thread	LPM	Micron	Bowl Type	Pressure Regulation Range Bar	Type
8098257	1/4"	1500	5	Polymer	1 bar to 10 bar	MS4-LFR-1/4-D6-C-P-M-AG-BAR-B
8098265	1/4"	1500	5	Polymer	1 bar to 10 bar	MS4-LFR-1/4-D6-C-P-M-AG-MPA-B
8098259	1/4"	1500	5	Polymer	2 bar to 10 bar	MS4-LFR-1/4-D6-C-P-VC-AG-BAR-B
8098266	1/4"	1500	5	Polymer	2 bar to 10 bar	MS4-LFR-1/4-D6-C-P-VC-AG-MPA-B
8098258	1/4"	1700	40	Polymer	1 bar to 10 bar	MS4-LFR-1/4-D6-E-P-M-AG-BAR-B
8098254	1/4"	1700	40	Polymer	1 bar to 10 bar	MS4-LFR-1/4-D6-E-P-M-AG-MPA-B
8098264	1/4"	1700	40	Polymer	2 bar to 10 bar	MS4-LFR-1/4-D6-E-P-VC-AG-BAR-B
8098256	1/4"	1700	40	Polymer	2 bar to 10 bar	MS4-LFR-1/4-D6-E-P-VC-AG-MPA-B
8098300	1/2"	4750	5	Polymer	1 bar to 10 bar	MS6-LFR-1/2-D6-C-P-M-AG-BAR-B
8098310	1/2"	4750	5	Polymer	1 bar to 10 bar	MS6-LFR-1/2-D6-C-P-M-AG-MPA-B
8098309	1/2"	4750	5	Polymer	2 bar to 10 bar	MS6-LFR-1/2-D6-C-P-VC-AG-BAR-B
8098302	1/2"	4750	5	Polymer	2 bar to 10 bar	MS6-LFR-1/2-D6-C-P-VC-AG-MPA-B
8098304	1/2"	5300	40	Polymer	1 bar to 10 bar	MS6-LFR-1/2-D6-E-P-M-AG-BAR-B
8098307	1/2"	5300	40	Polymer	1 bar to 10 bar	MS6-LFR-1/2-D6-E-P-M-AG-MPA-B
8098312	1/2"	5300	40	Polymer	2 bar to 10 bar	MS6-LFR-1/2-D6-E-P-VC-AG-BAR-B
8098305	1/2"	5300	40	Polymer	2 bar to 10 bar	MS6-LFR-1/2-D6-E-P-VC-AG-MPA-B
More variants available online						

Filter Regulators

- Filter and pressure regulator in a single unit
- Good regulation characteristics with minimal hysteresis and primary pressure compensation
- Good particle and condensate separation

Ambient Temperature:
-10°C to +60°C

Working Pressure:
1/4 BSPP 0.8 to 14 bar
1/2 BSPP 0.8 to 20 bar

Manual Drain, BSPP

0009	Thread	LPM	Micron	Bowl Type	Pressure Regulation Range Bar	Manufacturer's Code
529144	1/4"	1500	5	Plastic	0.3 to 7	MS4-LFR-1/4-D6-CRM-AS
529148	1/4"	1700	40	Plastic	0.3 to 7	MS4-LFR-1/4-D6-ERM-AS
529152	1/4"	1700	5	Plastic	0.5 to 12	MS4-LFR-1/4-D7-CRM-AS
529156	1/4"	1500	40	Plastic	0.5 to 12	MS4-LFR-1/4-D7-ERM-AS
535724	1/4"	1500	40	Metal	0.5 to 12	MS4-LFR-1/4-D7-EUM-AS
529176	1/2"	5600	5	Plastic	0.3 to 7	MS6-LFR-1/2-D6-CRM-AS
529180	1/2"	5600	40	Plastic	0.3 to 7	MS6-LFR-1/2-D6-ERM-AS
529184	1/2"	4000	5	Plastic	0.5 to 12	MS6-LFR-1/2-D7-CRM-AS
529188	1/2"	4500	40	Plastic	0.5 to 12	MS6-LFR-1/2-D7-ERM-AS
530338	1/2"	4000	5	Metal	0.5 to 12	MS6-LFR-1/2-D7-CUM-AS
529192	1/2"	4500	40	Metal	0.5 to 12	MS6-LFR-1/2-D7-EUM-AS
Tech Sheet 71120						

Working Pressure:
2 to 12 bar

Automatic Drain, BSPP

0009	Thread	LPM	Micron	Bowl Type	Pressure Regulation Range Bar	Manufacturer's Code
529146	1/4"	1500	5	Plastic	0.3 to 7	MS4-LFR-1/4-D6-CRV-AS
529150	1/4"	1700	40	Plastic	0.3 to 7	MS4-LFR-1/4-D6-ERV-AS
529158	1/4"	1200	40	Plastic	0.5 to 12	MS4-LFR-1/4-D7-ERV-AS
535720	1/4"	1200	5	Metal	0.5 to 12	MS4-LFR-1/4-D7-CUV-AS
535722	1/4"	1200	40	Metal	0.5 to 12	MS4-LFR-1/4-D7-EUV-AS
529178	1/2"	5600	5	Plastic	0.3 to 7	MS6-LFR-1/2-D6-CRV-AS
529182	1/2"	6200	40	Plastic	0.3 to 7	MS6-LFR-1/2-D6-ERV-AS
529190	1/2"	4500	40	Plastic	0.5 to 12	MS6-LFR-1/2-D7-ERV-AS
530340	1/2"	4000	5	Metal	0.5 to 12	MS6-LFR-1/2-D7-CUV-AS
529194	1/2"	4500	40	Metal	0.5 to 12	MS6-LFR-1/2-D7-EUV-AS
Tech Sheet 71122						

FESTO

For **FESTO Actuation**
see page **1020**

AIR PREPARATION MS SERIES

FESTO

Energy Efficiency Module MSE6-E2M

- MSE6-E2M constantly monitors the compressed air consumption, blocks the compressed air after waiting a specific period once production has stopped and reduces the system pressure to 0 bar. It can be integrated directly into PROFIBUS, PROFINET, EtherCAT or Ethernet/IP via fieldbus.
- Grid dimension 62mm
- Intelligent service unit component for optimising the use of compressed air as an energy medium in industrial automation technology
- Combination of stop valve, flow sensor, pressure sensor and fieldbus node
- Identification of production downtime and leakages
- User-controlled shut-off and pressurisation
- Equipped with measurement, control and diagnostic functions
- Fieldbus connection (PROFIBUS DP, PROFINET IO, EtherNet/IP or EtherCAT®) via integrated fieldbus nodes enables connection to a higher-level controller
- Sustainable operation with active air shut-off and pressure reduction

Service Unit Combination MSE6-E2M

0009	Thread	Electrical Actuation	Type
2465321	1/2"	Fieldbus node for PROFIBUS DP	MSE6-E2M-5000-FB13-AGD
3990296	1/2"	Fieldbus node for Ethernet/IP	MSE6-E2M-5000-FB36-AGD
3992150	1/2"	Fieldbus node for EtherCAT®	MSE6-E2M-5000-FB37-AGD
8157910	1/2"	Bus node for PROFINET IO with M12 connection	MSE6-E2M-5000-FB43-AGD
8157911	1/2"	Bus node for PROFINET IO with RJ45 connection	MSE6-E2M-5000-FB44-AGD
More variants available online			

Air Preparation Units MS-LFR-B Series

Filter MS2-LF-B

- Very compact and extremely lightweight series for use close to the process directly in the machine
- Lightweight and sturdy thanks to modern polymer materials
- Compatible with the MS series for the ideal combination of low-cost basic functionality and high-end functional requirements
- With manual condensate drain, rotating
- Grid dimension 25mm
- Variants recommended for production systems for manufacturing lithium-ion batteries

Filter Regulator MS-LFR-B

0009	Thread	LPM	Micron	Bowl Type	Pressure Regulation Range Bar	Type
8086643	M5	140	5	Polymer	0.5 bar to 7 bar	MS2-LFR-M5-D6-A8-C-M-B
8086641	M5	140	5	Polymer	0.5 bar to 7 bar	MS2-LFR-M5-D6-AR-BAR-C-M-B
8086642	M5	140	5	Polymer	0.5 bar to 7 bar	MS2-LFR-M5-D6-AR-MPA-C-M-B
8086646	QS-6	310	5	Polymer	0.5 bar to 7 bar	MS2-LFR-QS6-D6-A8-C-M-B
8086644	QS-6	310	5	Polymer	0.5 bar to 7 bar	MS2-LFR-QS6-D6-AR-BAR-C-M-B
8086645	QS-6	310	5	Polymer	0.5 bar to 7 bar	MS2-LFR-QS6-D6-AR-MPA-C-M-B
More variants available online						

FESTO

For **FESTO QS Standard Push-in Fittings**
see pages **808-811**

AIR PREPARATION MS SERIES

Standard Modular Valves

Ambient Temperature:
-10°C to +60°C

- For pressurising and exhausting pneumatic systems

Working Pressure:
0 to 14 bar

Manual On/Off Valve, BSPP

0009	Thread	Manufacturer's Code
541258	1/4"	MS4-EM1-1/4
541267	1/2"	MS6-EM1-1/2
	Tech Sheet 71132	

Working Pressure:
0 to 18 bar

Manual On/Off Valve with Silencer, BSPP

0009	Thread	Manufacturer's Code
541259	1/4"	MS4-EM1-1/4-S
541272	1/4"	MS6-EM1-1/4-S
541268	1/2"	MS6-EM1-1/2-S
	Tech Sheet 71133	

Working Pressure:
3 to 10 bar

Soft-start & Quick Exhaust Valves

0009	Thread	Manufacturer's Code
8001469	1/2"	MS6-SV-1/2-C-10V24-S
	Tech Sheet 71587	

Working Pressure:
4 to 18 bar

Solenoid Actuated On/Off Valve with Silencer, BSPP

0009	Thread	Voltage	Manufacturer's Code
542598	1/4"	24V DC	MS4-EE-1/4-10V24-S
542602	1/2"	24V DC	MS6-EE-3/8-10V24-S
	Tech Sheet 71137		

Working Pressure:
4 to 18 bar

Solenoid Actuated On/Off Valve, BSPP

0009	Thread	Voltage	Manufacturer's Code
542578	1/4"	24V DC	MS4-EE-1/4-10V24
542582	1/2"	24V DC	MS6-EE-1/2-10V24
	Tech Sheet 71136		

- For slowly pressurising and exhausting pneumatic installations (for use with on/off valves EM1 and EE)

Working Pressure:
4 to 18 bar

Pneumatically Operated Soft-Start Valve, BSPP

0009	Thread	Manufacturer's Code
529531	1/4"	MS4-DL-1/4
529817	1/2"	MS6-DL-1/2
	Tech Sheet 71145	

AIR PREPARATION MS SERIES

Brackets & Connection Accessories

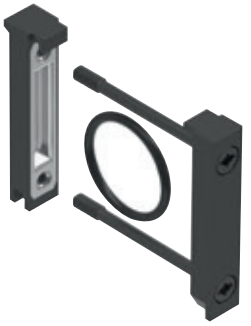

Connector for MS module

0009	To Suit Series	Manufacturer's Code
8119201	MS4	MS4-MV1
8119204	MS6	MS6-MV1
552950	MS9	MS9-MV
Tech Sheet 71257		



Module Connector for Installation of Modules with Regulating Knob Pointing Downwards

0009	To Suit Series	Manufacturer's Code
532800	MS4	MS4-MVM
532801	MS6	MS6-MVM
Tech Sheet 71261		



Mouting Bracket with Distancing Piece

0009	To Suit Series	Manufacturer's Code
526073	M6	MS6-WPM-D
Tech Sheet 71268		

Wall Mounting Bracket

0009	To Suit Series	Manufacturer's Code
526064	MS4	MS4-WR
526075	MS6	MS6-WR
Tech Sheet 71270		

- Can be used as an intermediate distributor for varying air qualities
- Outlet at top and bottom

Branching Module

0009	To Suit Series	Thread	Manufacturer's Code
529853	MS6	G1/2"	MS6-FRM-1/2
Tech Sheet 71267			

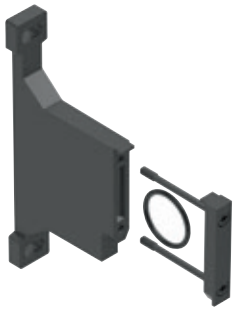

Wall Bracket

0009	To Suit Series	Manufacturer's Code
526063	MS4	MS4-WPB
526074	MS6	MS6-WPB
Tech Sheet 71266		



Wall Bracket, WPM with Distancing Piece

0009	To Suit Series	Manufacturer's Code
526060	MS4	MS4-WPM-D
532186	MS6	MS6-WPM-2D
Tech Sheet 71586		

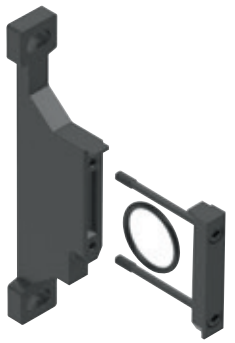

Mounting Bracket

0009	To Suit Series	Manufacturer's Code
532184	MS4	MS4-WP
532195	MS6	MS6-WP
Tech Sheet 71269		

Wall Mounting Bracket

0009	To Suit Series	Manufacturer's Code
532185	MS4	MS4-WB
532196	MS6	MS6-WB
Tech Sheet 71585		

- Adaptor for pneumatic connection

Connecting Plate Set

0009	To Suit Series	Thread	Manufacturer's Code
526069	MS4	G1/4"	MS4-AGB
526082	MS6	G1/2"	MS6-AGD
526083	MS6	G3/4"	MS6-AGE
Tech Sheet 71271			

MINIATURE FRLS, 'BIT'

Miniature Filter

- Flow rate at 6 bar ΔP 0.5 bar: 860 Nl/min
- Fluid: compressed air
- Weight: 40g
- Mounting position: vertical
- Condensate drain: manual/semi-auto
- Bowl capacity: 16cm³

Maximum Temperature at 10 bar: +50°C

Maximum Inlet Pressure: 13 bar

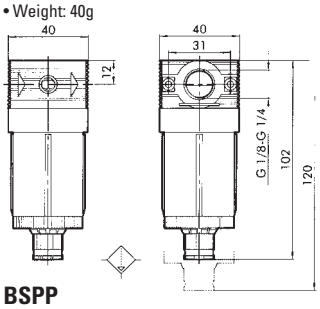

BSPP

9154	Thread BSPP	Micron µm
5101002	1/8"	20
5101001	1/8"	5
5201002	1/4"	20
5201001	1/4"	5

Miniature Lubricator

- Type of lubrication: oil mist
- Bowl capacity: 26.5cm³
- Flow rate at 6 bar ΔP 0.5 bar: 400 Nl/min
- Fluid: compressed air
- Weight: 40g

Maximum Temperature at 1MPa, 10 bar (145 psi): +50°C

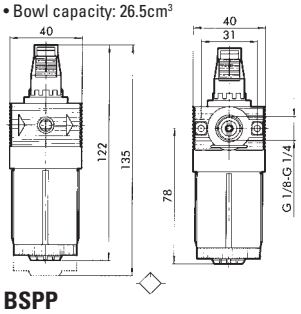

BSPP

9154	Thread BSPP
5103001	1/8"
5203001	1/4"

Miniature Pressure Regulator

- Flow rate at 6 bar ΔP 0.5 bar: 340 Nl/min
- Fluid: filtered, lubricated or non-lubricated compressed ai
- Weight: 80g
- Mounting position: any
- Gauge port: G1/8"

Maximum Temperature at 10 bar: +50°C

Maximum Inlet Pressure: 13 bar

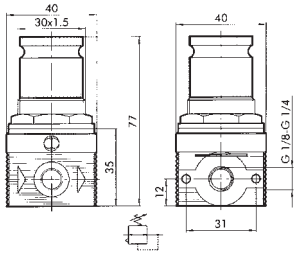

BSPP

9154	Thread BSPP	Pressure Range bar
5107003	1/8"	0 to 8
5107004	1/8"	0 to 12
5207003	1/4"	0 to 8
5207004	1/4"	0 to 12

Miniature Pressure Regulator, Padlockable

BSPP

9154	Thread BSPP	Pressure Range bar
5110003	1/8"	0 to 8
5110004	1/8"	0 to 12
5210003	1/4"	0 to 8
5210004	1/4"	0 to 12

Miniature Filter Regulator

- Flow rate at 6 bar ΔP 0.5 bar: 290 Nl/min
- Fluid: compressed air
- Weight: 110g
- Mounting position: vertical
- Gauge port: G1/8"
- Bowl capacity: 16cm³
- Condensate drain: manual/semi-auto

Maximum Temperature at 10 bar: +50°C

Maximum Inlet Pressure: 13 bar

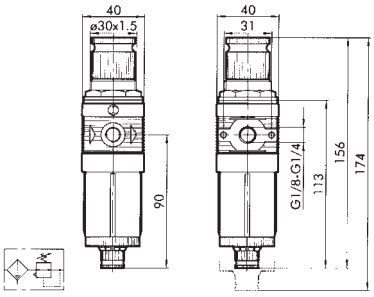

BSPP

9154	Thread BSPP	Micron µm	Pressure Range bar
5105008	1/8"	20	0 to 8
5105011	1/8"	20	0 to 12
5205008	1/4"	20	0 to 8
5205011	1/4"	20	0 to 12

Miniature Filter + Regulator + Lubricator Set

- Flow rate at 6 bar ΔP 0.5 bar: 150 Nl/min
- Fluid: compressed air
- Weight: 160g
- Mounting position: any
- Gauge port: G1/8"

Maximum Temperature at 1MPa, 10 bar (145 psi): +50°C

Maximum Inlet Pressure: 13 bar

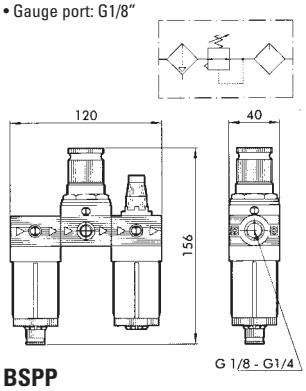

BSPP

9154	Thread BSPP	Micron µm	Pressure Range bar
5104008	1/8"	20	0 to 8
5104011	1/8"	20	0 to 12
5204008	1/4"	20	0 to 8

MINIATURE FRLS, 'BIT'

Miniature Oil Removal Filter

- Degree of filtration: 99.97% 0.01µm
- Flow rate at 6 bar ΔP 0.5 bar: 700 Nl/min
- Fluid: compressed air
- Weight: 65g
- Mounting position: vertical
- Condensate drain: manual/semi-auto
- Bowl capacity: 16cm³

Maximum Temperature at 10 bar: +50°C

Maximum Inlet Pressure: 13 bar

NB: it is advisable to mount a 5µm filter upstream acting as a rough filter.

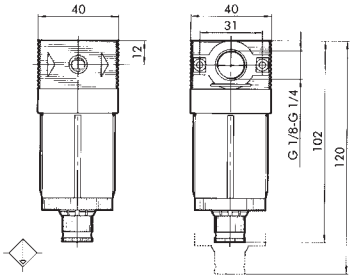

BSPP

9154	Thread BSPP
5212001	1/4"

Miniature Filter Regulator + Lubricator Set

- Flow rate at 6 bar ΔP 0.5 bar: 140 Nl/min
- Flow rate at 6 bar ΔP 1 bar: 260 Nl/min
- Fluid: compressed air
- Weight: 170g
- Mounting: vertical
- Gauge port: G1/8"

Maximum Inlet Pressure: 13 bar

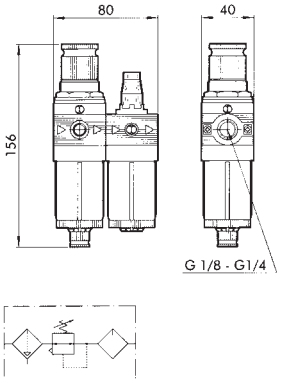

BSPP

9154	Thread BSPP	Micron µm	Pressure Range bar
5106008	1/8"	20	0 to 8
5106011	1/8"	20	0 to 12
5206008	1/4"	20	0 to 8
5206011	1/4"	20	0 to 12

Mounting Hardware

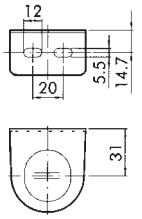

Bit Regulator Bracket

9154	Description
9200701	Mounting Bracket
9170301	Wall Mounting Kit

Automatic Drain

To suit Miniature Filters

9154	Description
9000803	For Miniature Filters

Filter Elements

Spare

9154	Micron µm
9251708	5
9251709	20
9251712	For Coalescing Filter, 0.001

FT PRO

For **Gauges** see page **409**

FILTER REGULATOR FOR WATER, 'BIT' SERIES F

- Filtering and/or water pressure regulation units, characterised by the use of materials certified to specific standards on products for use in contact with foodstuff or drinking water.
- Declarations of conformity and release test reports are available on request for those who need them to certify our product incorporated in their own systems.
- The white colour surface finish of the body was chosen to enhance the highly hygienic properties of the product.
- If the pressure regulator works with incompressible fluids (water) and there is a valve leak, the downstream pressure could rise up to reach the inlet pressure and then it re-stabilises with water consumption.
- If necessary, consider the possibility of installing a safety valve that relieves any excess pressure.
- Fluid: water, air and fluids compatible with materials used

Maximum Temperature at 10 bar:
+50°C

Maximum Inlet Pressure:
13 bar

- Flow rate at 6.3 bar ΔP 1 bar: 6 up to 14.5 l/min dependant on model (refer to sales department)
- Gauge port: regulator, filter regulator, 1/8" BSPP
- Mounting: fixing plates 9170301, regulator bracket 9200701

Certifications

- European Regulation (EU) 10/2011, KTW, W270, WRAS, ACS, NSF61
- Approved for compliance with the UBA list, NSF/ANSI 372
- European Regulation (EU) 10/2011, KTW, W270, WRAS, NSF61, DM174/04, KTW, W270, WRAS, ACS, NSF61
- Approved for compliance with the UBA list, DM174/04, KTW, W270, WRAS, ACS, NSF61

Filter for Water

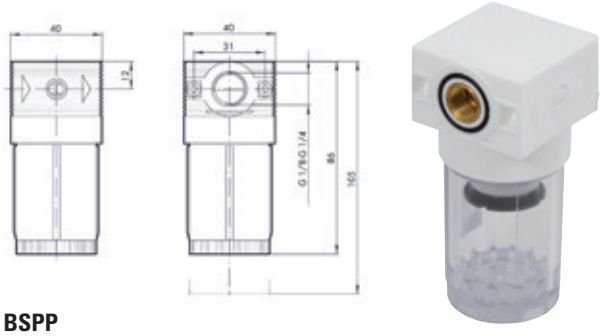

BSPP

9154	Thread BSPP	Micron µm
5101002F	1/8"	20
5201002F	1/4"	20

Regulator for Water

Brass Ports, BSPP

9154	Thread BSPP	Pressure Range bar
5108001F	1/8"	0 to 2
5108002F	1/8"	0 to 4
5108003F	1/8"	0 to 8
5108004F	1/8"	0 to 12
5208001F	1/4"	0 to 2
5208002F	1/4"	0 to 4
5208003F	1/4"	0 to 8
5208004F	1/4"	0 to 12

Regulator for Water

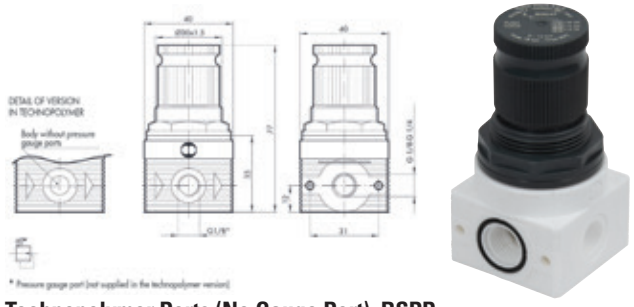

Technopolymer Ports (No Gauge Port), BSPP

9154	Thread BSPP	Pressure Range bar
5228001F	1/4"	0 to 2
5228002F	1/4"	0 to 4
5228003F	1/4"	0 to 8
5228004F	1/4"	0 to 12

Filter Regulator for Water

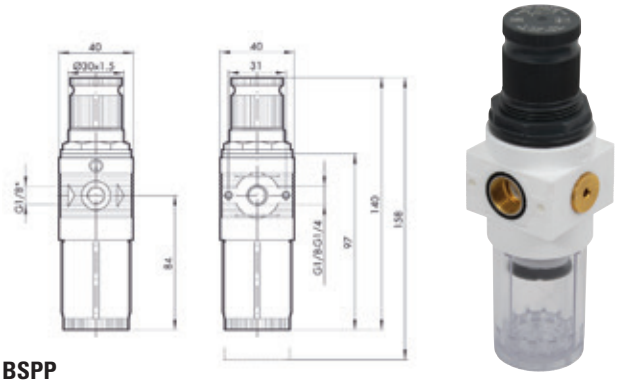

BSPP

9154	Thread BSPP	Micron µm	Pressure Range bar
5105111F	1/8"	20	0 to 12
5205102F	1/4"	20	0 to 2
5205105F	1/4"	20	0 to 4
5205111F	1/4"	20	0 to 12

STANDARD SERIES FRLS, 'SYNTESI'

Syntesi® is an important milestone achieved by Metal Work, the result of thirty years' experience producing air treatment units. Syntesi® obtains the best possible performance in a reduced space and with limited weight. The capacity is much higher than that of other units of the same size. These modular units feature a very simple yet effective system that requires no brackets, stay bolts or yoke for assembling the elements.

The basic version of Syntesi® incorporates numerous functions that are not provided or are only optional with traditional units:

- Padlockable knobs
- Additional pneumatic ports on the front and back
- Flow options from left to right or vice versa
- Regulators with compensation system which are accurate even when the upstream pressure changes, with rapid downstream pressure relief
- Full indelible marking
- Automatic condensate drain even in size 1
- 360° visual inspection of oil and condensate levels

The basic materials – technopolymer and nickel-plated brass – have excellent corrosion resistance. An anti-corrosion version is available with stainless steel components (screws and plates) or Geomet® related ones (regulator springs).

Technical Specifications

- Padlockable knob: the knobs of the regulators, filter regulators and standard sectioning valves can all be padlocked
- Fluid: compressed air or other inert gases

Body Size	Threaded Port BSP	Maximum Input Pressure bar	Temperature Range at 1 MPa, 10 bar (145 psi)
1	1/8"	15	-10°C to +50°C
	1/4"		
	3/8"		
2	3/8"	13	-10°C to +50°C
	1/2"		
	3/4"		
	1"		

Technical Data	Body Size 1			Body Size 2			
Maximum Input Pressure bar	15			13			
Flow Rate Nl/min at 6.3 bar (0.63 MPa, 91 psi) ΔP 1 bar (0.1 MPa, 14 psi)	1300	1650	1750	4500	5200	5200	
Weight g	178	173	164	488	461	457	445
Condensate Bowl Capacity cm3	30			70			
Mounting Position	Vertical			Vertical			
Wall Fixing Screws	No. 2 M4 Screws			No. 2 M5 Screws			

Standard Filter, Body Size 1

Manual Drain, BSPP

9154	Thread BSPP	Micron µm
5611F201	1/8"	20
5612F202	1/4"	20
5613F203	3/8"	20

Standard Filter, Body Size 1

Auto Drain, BSPP

9154	Thread BSPP	Micron µm
5611F501	1/8"	20
5612F502	1/4"	20
5613F503	3/8"	20

Standard Filter, Body Size 2

Manual Drain, BSPP

9154	Thread BSPP	Micron µm
5623F203	3/8"	20
5624F204	1/2"	20
5625F205	3/4"	20
5626F206	1"	20

Standard Filter, Body Size 2

Auto Drain, BSPP

9154	Thread BSPP	Micron µm
5623F503	3/8"	20
5624F504	1/2"	20
5625F505	3/4"	20
5626F506	1"	20

STANDARD SERIES FRLS, 'SYNTESI'

Oil Removal Filter, Body Size 1

Technical Data	Body Size 1		
Maximum Input Pressure bar	15		
Suggested Flow Rate Nl/min at 6.3 bar (0.63 MPa, 91 psi)	460		
Weight g	194	189	180
Bowl Capacity cm3	15		
Mounting Position	Vertical		
Wall Fixing Screws	No. 2 M4 Screws		

Oil Removal Filter, Body Size 2

Technical Data	Body Size 2			
Maximum Input Pressure bar	13			
Suggested Flow Rate Nl/min at 6.3 bar (0.63 MPa, 91 psi)	620			
Weight g	483	456	452	440
Bowl Capacity cm3	40			
Mounting Position	Vertical			
Wall Fixing Screws	No. 2 M5 Screws			

Manual Drain, BSPP

9154	Thread BSPP	Micron µm
5611D101	1/8"	0.01
5612D102	1/4"	0.01
5613D103	3/8"	0.01

Manual Drain, BSPP

9154	Thread BSPP	Micron µm
5623D103	3/8"	0.01
5624D104	1/2"	0.01
5625D105	3/4"	0.01
5626D106	1"	0.01

Active Carbon Filter, Body Size 1

Technical Data	Body Size 1		
Maximum Input Pressure bar	15		
Suggested Flow Rate Nl/min at 6.3 bar (0.63 MPa, 91 psi)	350		
Weight g	195	190	181
Inlet Fluid	0.01 πm filtred and depurated air		
Mounting Position	Any		
Wall Fixing Screws	No. 2 M4 Screws		

Active Carbon Filter, Body Size 2

Technical Data	Body Size 2			
Maximum Input Pressure bar	13			
Suggested Flow Rate Nl/min at 6.3 bar (0.63 MPa, 91 psi)	800			
Weight g	483	456	452	440
Inlet Fluid	0.01 πm filtred and depurated air			
Mounting Position	Any			
Wall Fixing Screws	No. 2 M5 Screws			

Manual Drain, BSPP

9154	Thread BSPP	Micron µm
5611C101	1/8"	0.003
5612C102	1/4"	0.003
5613C103	3/8"	0.003

Manual Drain, BSPP

9154	Thread BSPP	Micron µm
5623C103	3/8"	0.003
5624C104	1/2"	0.003
5625C105	3/4"	0.003

aircom PIPINGSYSTEM

For **Piping Systems**
see pages **1068-1080**

STANDARD SERIES FRLS, 'SYNTESI'

Pressure Regulator

Technical Data	Body Size 1			Body Size 2			
Maximum Input Pressure bar	15			13			
Flow Rate Nl/min at 6.3 bar (0.63 MPa, 91 psi) ΔP 1 bar (0.1 MPa, 14 psi)	570	1650	2900	3000	4300	4700	
Weight g	193	188	179	546	519	515	503
Mounting Position	Any			Any			
Wall Fixing Screws	No. 2 M4 Screws			No. 2 M5 Screws			
Gauge Port	1/8" BSP			1/4" BSP			

Body Size 1, Relieving, BSPP

9185	Thread BSPP	Pressure Range bar
5611R141	1/8"	0 to 8
5611R161	1/8"	0 to 12
5612R142	1/4"	0 to 8
5612R162	1/4"	0 to 12
5613R143	3/8"	0 to 8
5613R163	3/8"	0 to 12

Body Size 2, Relieving, BSPP

9185	Thread BSPP	Pressure Range bar
5623R143	3/8"	0 to 8
5623R163	3/8"	0 to 12
5624R144	1/2"	0 to 8
5624R164	1/2"	0 to 12
5625R145	3/4"	0 to 8
5625R165	3/4"	0 to 12
5626R146	1"	0 to 8
5626R166	1"	0 to 12

In-series Regulator

The in-series regulator is used to take air at a set pressure from the ports on the front and back of the body, while the pneumatic inlet and outlet ports are connected directly.

It is possible to assemble several regulators side by side, all supplied at the same pressure, and obtain different regulated pressures, regardless of the pressure of the previous module.

The in-series regulator uses the same construction principles as the standard regulator, so the advantages are the same, such as compensation for upstream pressure changes, relief valve, rapid relief of the downstream pressure and a padlockable push-lock knob.

Technical Data	Body Size 1			Body Size 2			
Maximum Input Pressure bar	15			13			
Flow Rate Nl/min at 6.3 bar (0.63 MPa, 91 psi) ΔP 1 bar (0.1 MPa, 14 psi)	500			1000			
Weight g	193	188	179	546	519	515	503
Mounting Position	Any			Any			
Wall Fixing Screws	No. 2 M4 Screws			No. 2 M5 Screws			
Gauge Port	1/8" BSP			1/4" BSP			

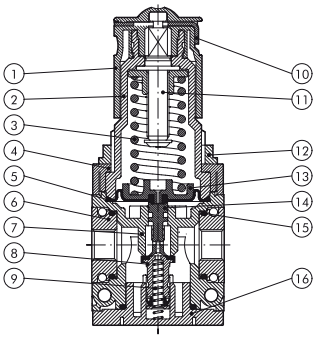

1. Technopolymer adjusting knob
2. Technopolymer bell
3. Steel adjusting spring (with Geomet. treatment for anti-corrosion version)
4. Technopolymer flang
5. Rolling diaphragm
6. IN/OUT bushing made of OT58 nickel-plated brass or passivated aluminium for 3/4" - 1"
7. Technopolymer body
8. OT58 brass valve, with NBR vulcanized gasket
9. Stainless steel valve spring
10. Galvanised steel plate for knob locking (stainless steel for anti-corrosion version)
11. OT58 brass adjusting screw
12. Technopolymer ring nut
13. Technopolymer plate
14. Technopolymer rod
15. NBR o-ring gaskets
16. Technopolymer plug

Body Size 1, Relieving, BSPP

9185	Thread BSPP	Pressure Range bar
5611R241	1/8"	0 to 8
5611R261	1/8"	0 to 12
5612R242	1/4"	0 to 8
5612R262	1/4"	0 to 12
5613R243	3/8"	0 to 8
5613R263	3/8"	0 to 12

Body Size 2, Relieving, BSPP

9185	Thread BSPP	Pressure Range bar
5623R243	3/8"	0 to 8
5623R263	3/8"	0 to 12
5624R244	1/2"	0 to 8
5624R264	1/2"	0 to 12
5625R245	3/4"	0 to 8
5625R265	3/4"	0 to 12
5626R246	1"	0 to 8
5626R266	1"	0 to 12

STANDARD SERIES FRLS, 'SYNTESI'

Standard Filter Regulator

Technical Data	Body Size 1			Body Size 2			
Maximum Input Pressure bar	15			13			
Flow Rate Nl/min at 6.3 bar (0.63 MPa, 91 psi) ΔP 1 bar (0.1 MPa, 14 psi)	500	800	2200	3200	4300		5200
Weight g	244	239	230	623	596	592	580
Bowl Capacity cm3	30			70			
Mounting Position	Vertical			Vertical			
Wall Fixing Screws	No. 2 M4 Screws			No. 2 M5 Screws			
Gauge Port	1/8" BSP			1/4" BSP			

Standard Filter Regulator, Body Size 1, Relieving Manual Drain, BSPP

9185	Thread BSPP	Micron µm	Pressure Range bar
5611B241	1/8"	20	0 to 8
5611B261	1/8"	20	0 to 12
5612B242	1/4"	20	0 to 8
5612B262	1/4"	20	0 to 12
5613B243	3/8"	20	0 to 8
5613B263	3/8"	20	0 to 12

Standard Filter Regulator, Body Size 1, Relieving Auto Drain, BSPP

9185	Thread BSPP	Micron µm	Pressure Range bar
5611B541	1/8"	20	0 to 8
5611B561	1/8"	20	0 to 12
5612B542	1/4"	20	0 to 8
5612B562	1/4"	20	0 to 12
5613B543	3/8"	20	0 to 8
5613B563	3/8"	20	0 to 12

Standard Filter Regulator, Body Size 2, Relieving Manual Drain, BSPP

9185	Thread BSPP	Micron µm	Pressure Range bar
5623B243	3/8"	20	0 to 8
5623B263	3/8"	20	0 to 12
5624B244	1/2"	20	0 to 8
5624B264	1/2"	20	0 to 12
5625B245	3/4"	20	0 to 8
5625B265	3/4"	20	0 to 12
5626B246	1"	20	0 to 8
5626B266	1"	20	0 to 12

Standard Filter Regulator, Body Size 2, Relieving Auto Drain, BSPP

9185	Thread BSPP	Micron µm	Pressure Range bar
5623B543	3/8"	20	0 to 8
5623B563	3/8"	20	0 to 12
5624B544	1/2"	20	0 to 8
5624B564	1/2"	20	0 to 12
5625B545	3/4"	20	0 to 8
5625B565	3/4"	20	0 to 12
5626B546	1"	20	0 to 8
5626B566	1"	20	0 to 12

Standard Lubricator

Technical Data	Body Size 1			Body Size 2			
Maximum Input Pressure bar	15			13			
Flow Rate Nl/min at 6.3 bar (0.63 MPa, 91 psi) ΔP 1 bar (0.1 MPa, 14 psi)	1300	1700	2200	2300	3900		3900
Weight g	185	180	171	480	453	449	437
Quantity of Fitted Oil cm3	60			130			
Mounting Position	Vertical			Vertical			
Wall Fixing Screws	No. 2 M4 Screws			No. 2 M5 Screws			

Body Size 1, BSPP

9154	Thread BSPP
5611L101	1/8"
5612L102	1/4"
5613L103	3/8"

Body Size 2, BSPP

9185	Thread BSPP
5623L103	3/8"
5624L104	1/2"
5625L105	3/4"
5626L106	1"

STANDARD SERIES FRLS, 'SYNTESI'

Shut Off Valve

Technical Data	Body Size 1			Body Size 2			
Maximum Input Pressure bar	15			13			
Flow Rate Nl/min at 6.3 bar (0.63 MPa, 91 psi) ΔP 0.5 bar (0.05 MPa, 7 psi)	800	1000	1100	2800	3000		3000
Weight g	197	192	183	476	449	445	433
Mounting Position	Any			Any			
Wall Fixing Screws	No. 2 M4 Screws			No. 2 M5 Screws			

Body Size 1, Manual, BSPP

9185	Thread BSPP
5611V101	1/8"
5612V102	1/4"
5613V103	3/8"

Body Size 2, Manual, BSPP

9185	Thread BSPP
5623V103	3/8"
5624V104	1/2"
5625V105	3/4"
5626V106	1"

Body Size 1, Pneumatic, BSPP

9185	Thread BSPP
5611V201	1/8"
5612V202	1/4"
5613V203	3/8"

Body Size 2, Pneumatic, BSPP

9185	Thread BSPP
5623V203	3/8"
5624V204	1/2"
5625V205	3/4"
5626V206	1"

S Body Size 1, Solenoid, BSPP

9185	Thread BSPP
5611V701	1/8"
5612V702	1/4"
5613V703	3/8"

Body Size 2, Solenoid, BSPP

9185	Thread BSPP
5623V703	3/8"
5624V704	1/2"
5625V705	3/4"
5626V706	1"

FT PRO

For **FT Pro One Touch All Metal Push-in Fittings** see pages **843-847**

STANDARD SERIES FRLS, 'SYNTESI'

Progressive Starter

Technical Data	Body Size 1			Body Size 2			
Input Pressure Range bar	3 to 10			3 to 10			
Flow Rate Nl/min at 6.3 bar (0.63 MPa, 91 psi) ΔP 0.5 bar (0.05 MPa, 7 psi)	900	1000	1100	2800	3600		3600
Weight g	203	198	189	503	476	472	460
Mounting Position	Any			Any			
Wall Fixing Screws	No. 2 M4 Screws			No. 2 M5 Screws			

Body Size 1, BSPP

9185	Thread BSPP
5611A701	G1/8"
5612A702	G1/4"
5613A703	G3/8"

Body Size 2, BSPP

9185	Thread BSPP
5623A703	G3/8"
5624A704	G1/2"
5625A705	G3/4"
5626A706	G1"

Pressure Switch

Technical Data	Body Size 1	Body Size 2
Maximum Pressure bar	15	13
Maximum Current A	2	2
Maximum Voltage V	250	250
Cable OD mm	4.9	4.9
Fluid	Filtered lubricated or non-lubricated compressed air. Lubrication, if used, must be continuous	
Mounting Position	Any	Any
Wall Fixing Screws	No. 2 M4 Screws	No. 2 M5 Screws

Body Size 1, M8 Connector, BSPP

9185	Thread BSPP
5611S201	G1/8"
5612S202	G1/4"
5613S203	G3/8"

Body Size 2, M8 Connector, BSPP

9185	Thread BSPP
5623S203	G3/8"
5624S204	G1/2"
5625S205	G3/4"
5626S206	G1"

Filter Regulator + Lubricator Set

Technical Data	Body Size 1			Body Size 2			
Input Pressure bar	15			13			
Flow Rate Nl/min at 6.3 bar (0.63 MPa, 91 psi) ΔP 0.5 bar (0.05 MPa, 7 psi)	350			1200			
Weight g	414	409	400	1074	1074	1043	1031
Mounting Position	Vertical			Vertical			
Wall Fixing Screws	No. 2 M4 Screws			No. 2 M5 Screws			
Gauge Port	1/8" BSP			1/4" BSP			

Body Size 1, Manual Drain, BSPP

9185	Thread BSPP	Micron µm	Pressure Range bar
5611B24L101	G1/8"	20	0 to 8
5612B24L102	G1/4"	20	0 to 8
5613B24L103	G3/8"	20	0 to 8

Body Size 2, Manual Drain, BSPP

9185	Thread BSPP	Micron µm	Pressure Range bar
5623B24L103	G3/8"	20	0 to 8
5624B24L104	G1/2"	20	0 to 8
5625B24L105	G3/4"	20	0 to 8
5626B24L106	G1"	20	0 to 8

Body Size 1, Auto Drain, BSPP

9185	Thread BSPP	Micron µm	Pressure Range bar
5611B54L101	G1/8"	20	0 to 8
5612B54L102	G1/4"	20	0 to 8
5613B54L103	G3/8"	20	0 to 8

Body Size 2, Auto Drain, BSPP

9185	Thread BSPP	Micron µm	Pressure Range bar
5623B54L103	G3/8"	20	0 to 8
5624B54L104	G1/2"	20	0 to 8
5625B54L105	G3/4"	20	0 to 8
5626B54L106	G1"	20	0 to 8

ACCESSORIES, 'SYNTESI'

Connecting Nipple Kit

Body Size 1

9185
9210000

Connecting Nipple Kit

Body Size 2

9185
9210010

Threaded Port Kit

Body Size 1

9185	Thread BSPP
9210001	G1/8"
9210002	G1/4"
9210003	G3/8"

Threaded Port Kit

Body Size 2

9185	Thread BSPP
9210011	G3/8"
9210012	G1/2"
9210013	G3/4"
9210014	G1"

Automatic Drain

Maximum Inlet Pressure: 10 bar

To suit Body Sizes 1 & 2

9185
9000802

Replacement Elements

Spare, Body Size 1

9185	Micron µm
9210150	5
9210151	20

Replacement Elements

Spare, Body Size 2

9185	Micron µm
9210155	5
9210156	20

Replacement Elements

Oil Removal, Body Size 1

9185
9210160

Replacement Elements

Oil Removal, Body Size 2

9185
9210165

Replacement Elements

Active Carbon, Body Size 1

9185
9210161

Replacement Elements

Active Carbon, Body Size 2

9185
9210166

Mountings

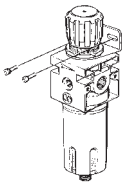

Bracket for Regulators

9154	To Sizes
9200701	Body size 1
9400701	Body size 2

Square Dial Pressure Gauge

- A compact pressure gauge with a square dial suitable for air treatment units.
- Suitable for use with Metal Work Bit, Syntesi, New Deal and Skillair ranges.
- A PTFE ring seal mounted on the 1/8" thread of the fiting ensures a perfect pneumatic seal.
- To mount it, screw the gauge in as far as it will go, then loosen enough to align the dial. A sealant is not required.
- The pressure gauge has a neck to dampen pressure vibration and absorb water hammer. This improves overall reliability and guarantees longer life.

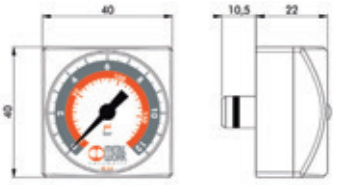

G1/8" Thread

9154	Pressure Range (bar)
9700109	0 to 4
9700110	0 to 12

STANDARD SERIES FRLS, 'NEW DEAL'

Standard Filter

Technical Specification
- Fluid: compressed air
- Mounting position: vertical
- Condensate drain: manual/semi-auto

Maximum Temperature at 10 bar: +50°C

Maximum Inlet Pressure: 18 bar

Dimensions

Thread BSP	A	B	C	D	E	G	H	L (Hole)	M	kg
G1/4"	42	142	42	42	32	10	21	M4	185	0.4
G3/8"	60	180	60	60	46	14	30	M4	230	0.9
G1/2"	60	180	60	60	46	14	30	M4	230	0.9
G3/4"	80	235	80	80	66	22	40	M6	325	1.9
G1"	80	235	80	80	66	22	40	M6	325	1.9

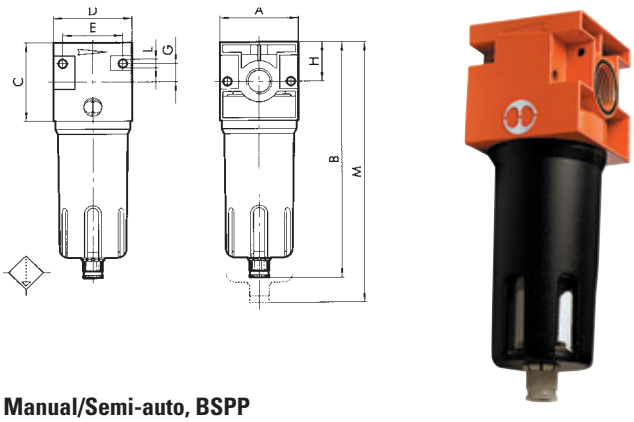

Manual/Semi-auto, BSPP

9154	Thread BSPP	Micron µm
1221006	G1/4"	20
1321006	G3/8"	20
1421006	G1/2"	20
1521006	G3/4"	20
1621006	G1"	20

Oil Removal Filter

Technical Specification
- Degree of filtration: 99.97% 0.01µ
- Flow rate at 6 bar ΔP 1 bar: 1600 Nl/min
- Fluid: filtered 4µm compressed ai
- Weight: 0.9kg
- Mounting position: vertical
- Bowl capacity: 45cm³

NB: It is advisable to mount a 4µ filter upstream acting as a rough filt .

Maximum Temperature at 10 bar: +50°C

Maximum Inlet Pressure: 18 bar

Dimensions

Thread BSP	A	B	C	D	E	G	H	L (Hole)	M
G1/2"	60	180	60	60	46	14	30	M4	230

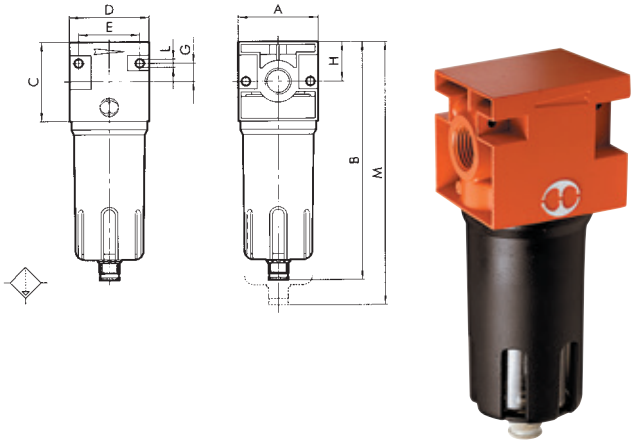

BSPP

9154	Thread BSPP
1422002	G1/2"

Technical Specification
- Fluid: filtered, lubricated or non-lubricated compressed air

*Lubrication, if used, must be continuous.

Maximum Temperature at 10 bar: +50°C

Maximum Inlet Pressure: 18 bar

Dimensions

Thread BSP	A	B	C	D	E	F	G	H	I	L (Hole)	M	N	kg
G1/4"	42	142	42	42	32	30 x 1.5	10	21	25	M4	185	G1/8"	0.3
G3/8"	60	180	60	60	46	38 x 2	14	30	35	M4	230	G1/8"	0.8
G1/2"	60	180	60	60	46	38 x 2	14	30	35	M4	230	G1/8"	0.8
G3/4"	80	235	80	80	66	55 x 2	22	40	47	M6	325	G1/4"	2.2
G1"	80	235	80	80	66	55 x 2	22	40	47	M6	325	G1/4"	2.2

Security Knob

NOTE: pull outwards to remove the knob from the pressure switch on the unit. Insert the security knob and regulate the pressure switch. Then press the handle firmly to lock it in position. If the pressure switch needs to be reset, remove the security knob by forcing it laterally with a screwdriver.

To suit 9000401 & 9000402

9149
9200703

STANDARD SERIES FRLS, 'NEW DEAL'

Pressure Regulator

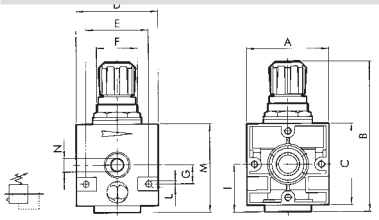

BSPP

9154	Thread BSPP	Pressure Range bar
1202002	G1/4"	0 to 8
1202003	G1/4"	0 to 12
1302002	G3/8"	0 to 8
1302003	G3/8"	0 to 12
1402002	G1/2"	0 to 8
1402003	G1/2"	0 to 12
1502003	G3/4"	0 to 12
1602003	G1"	0 to 12

Pressure Regulator, Padlockable

BSPP

9154	Thread BSPP	Pressure Range bar
1210013	G1/4"	0 to 8
1210014	G1/4"	0 to 12
1310013	G3/8"	0 to 8
1310014	G3/8"	0 to 12
1410013	G1/2"	0 to 8
1410014	G1/2"	0 to 12

Filter Regulator

Technical Specification
- Mounting position: vertical

NB: the regulator pressure must always be set upwards.

Maximum Temperature at 10 bar: +50°C

Maximum Inlet Pressure: 18 bar

Dimensions

Thread BSP	A	B	C	D	E	F	G	I	L (Hole)	M	N	P	kg
G1/4"	42	190	42	42	36	30 x 1.5	10	121	M4	145	G1/8"	233	0.5
G3/8"	60	245	60	60	52	30 x 1.5	14	150	M4	185	G1/8"	295	1
G1/2"	60	245	60	60	52	30 x 1.5	14	150	M4	185	G1/8"	295	1

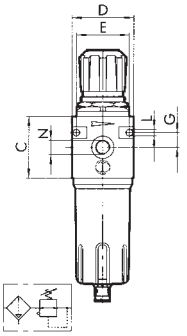

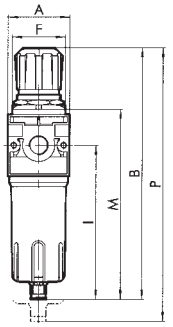

BSPP

9185	Thread BSPP	Micron µm	Pressure Range bar
1225030	G1/4"	20	0 to 8
1225054	G1/4"	20	0 to 12
1325030	G3/8"	20	0 to 8
1325054	G3/8"	20	0 to 12
1425030	G1/2"	20	0 to 8
1425054	G1/2"	20	0 to 12

Lubricator

Technical Specification
- Fluid: filtered compressed air
- Mounting position: vertical

Maximum Temperature at 10 bar: +50°C

Maximum Inlet Pressure: 18 bar

Notes
- Use the screw provided to set the drip rate to drop every 300-600ml.
- Fit the lubricator as close as possible to the point of use
- Fill the bowl with oil before pressurising the system
- Do not use cleaning oil, brake fluid or solvents in general
- Recommended lubricants: ISO and UNI FD22, e.g. Energol HLP 22(BP), Spinesso 22 (Esso), Mobil, Tellus Oil 22 (Shell)
- Automatic filling lubricato and minimum level lubricator

Dimensions

Thread BSP	A	B	C	D	E	G	I	L (Hole)	M	kg
G1/4"	42	156	42	42	32	10	121	M4	176	0.4
G3/8"	60	195	60	60	46	14	136	M4	220	0.9
G1/2"	80	195	80	80	66	22	182	M4	290	0.9
G3/4"	80	260	80	80	66	22	182	M6	290	1.8
G1"	80	260	80	80	66	22	182	M6	290	1.8

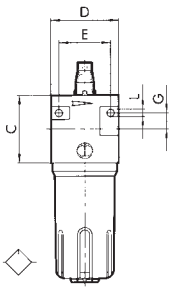

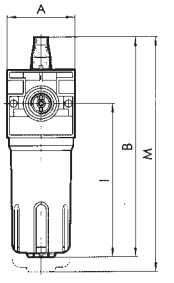

BSPP

9154	Thread BSPP
1223001	G1/4"
1323001	G3/8"
1423001	G1/2"
1523001	G3/4"
1623001	G1"

STANDARD SERIES FRLS, 'NEW DEAL'

Filter + Regulator + Lubricator Set

Technical Specification
• Fluid: compressed air

Maximum Temperature at 10 bar: +50°C

Maximum Inlet Pressure: 18 bar

Notes
• Highly reliable, heavy duty, piston operated
• FRL unit
• Stability of the set pressure as the upstream pressure varies
• Metal bowl with external sight glass
• Semi-automatic and automatic condensate drain
• Lubrication proportional to flow rat
• Micrometric lubrication regulation
• Activation guaranteed with low flow rate

Dimensions

Thread BSPP	A	B	D	E	G	L (Hole)	kg
G1/4"	42	190	126	116	20	M4	1
G3/8"	60	245	180	166	28	M4	2.5
G1/2"	60	245	180	166	28	M4	2.5
G3/4"	80	332	240	226	44	M6	5.8
G1"	80	332	240	226	44	M6	5.8

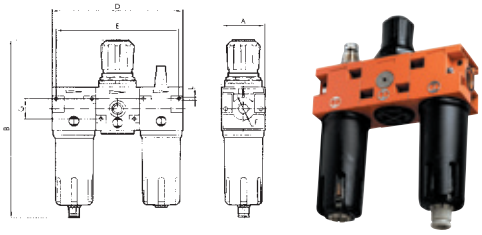

BSPP

9185	Thread BSPP	Micron µm	Pressure Range bar
1224030	G1/4"	20	0 to 8
1224054	G1/4"	20	0 to 12
1324030	G3/8"	20	0 to 8
1324054	G3/8"	20	0 to 12
1424030	G1/2"	20	0 to 8
1424054	G1/2"	20	0 to 12
1524030	G3/4"	20	0 to 12
1624030	G1"	20	0 to 12

Filter Regulator + Lubricator Sets

Technical Specification
• Fluid: compressed air

Maximum Temperature at 10 bar: +50°C

Maximum Inlet Pressure: 18 bar

Dimensions

Thread BSPP	A	B	D	E	G	L (Hole)	kg
G1/4"	42	190	84	76	10	M4	0.9
G3/8"	60	240	120	109	14	M4	2
G1/2"	60	240	120	109	14	M6	2

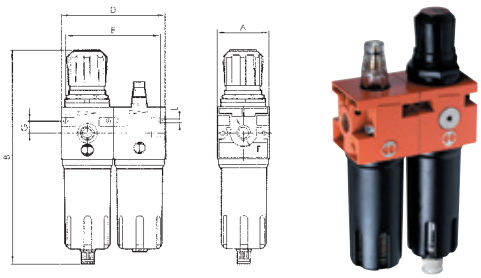

BSPP

9185	Thread BSPP	Micro µm	Pressure Range bar
1226030	G1/4"	20	0 to 8
1226054	G1/4"	20	0 to 12
1326030	G3/8"	20	0 to 8
1326054	G3/8"	20	0 to 12
1426030	G1/2"	20	0 to 8
1426054	G1/2"	20	0 to 12

Shut Off Valve

Technical Specification
• Fluid: filtered, lubricated or non lubricated compressed air*

Maximum Temperature at 10 bar: +50°C

Inlet Pressure: 18 bar

* Lubrication, if used, must be continuous.

Dimensions

Thread BSPP	A	B	C	D	E	F	G	I	L (Hole)	kg
G1/4"	42	105	42	42	32	10	42	32	M4	0.35
G3/8"	60	126	60	60	46	14	60	43	M4	0.8
G1/2"	60	126	60	60	46	14	60	43	M4	0.8

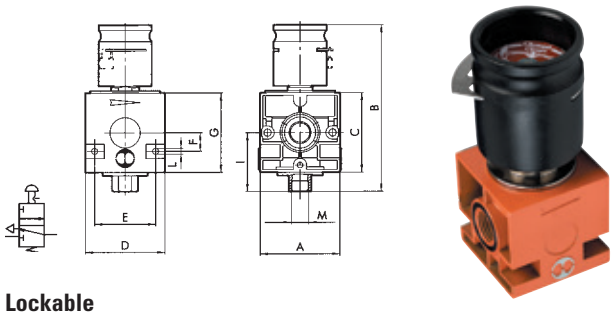

Lockable

9154	Thread BSPP
1270001	G1/4"
1370001	G3/8"
1470001	G1/2"

Distribution Block

Maximum Working Temperature at 10 bar: +50°C

Maximum admissible Pressure: 18 bar

Dimensions

Thread BSPP	A	B	C	D	E	F	G	H (No2 pos)	L (Hole)
G1/4"	42	42	15	34	34	8.5	8.5	21	M4
G3/8"	60	60	20	49	49	14	14	30	M4
G1/2"	60	60	20	49	49	14	14	30	M4
G3/4"	80	80	30	64	64	16	16	40	M6
G1"	80	80	30	64	64	16	16	40	M6

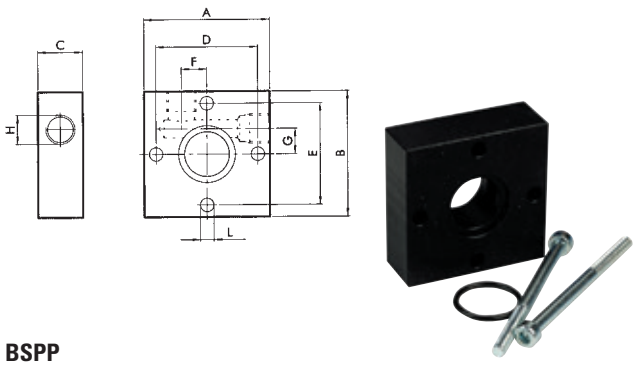

BSPP

9154	To Suit
9200401	G1/8" for G1/4
9400401	G1/4" for G3/8 to G1/2
9600401	G1/2" for G3/4 to G1

STANDARD SERIES FRLS, 'NEW DEAL' ACCESSORIES

Drip Leg Drain

Technical Specifications
- Threaded port: G1/2"
- Wall fixing screws: M6 x 75

System supply condensate drain:
- All-round condensate level viewing
- Automatic drain from inside the bowl
- Axial coupling

Maximum Working Temperature at 10 bar: +50°C

Maximum admissible Pressure: 18 bar

BSPP

9154	Thread BSPP
4589003	G1/2"

Mountings

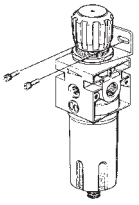

Bracket for Regulators

9154	To Suit Sizes
9200701	G1/4"
9400701	G3/8" to G1/2"

Mountings

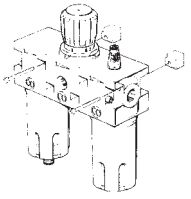

Spacers for Wall Mount FRLs

9154	To Suit Sizes
9200601	G1/4"
9400601	G3/8" to G1/2"
9600601	G3/4"

Filter Element

Spare

9154	To Suit Sizes	Micron µm
9250103	G1/4"	4
9250102	G1/4"	20
9450103	G3/8" to G1/2"	4
9450102	G3/8" to G1/2"	20
9650103	G3/4" to G1"	4
9650102	G3/4" to G1"	20
9450105	G3/8" to G1/2"	0.01

Shut Off Valve Adaptor

Brass

9154	To Suit Sizes
9201001	G1/4"
9401001	G3/8"
9401002	G1/2"

Automatic Drains

Maximum Inlet Pressure: 10 bar

Fully Automatic

9185	To Suit Sizes
9000802	G3/8" to G1"

Automatic Drains

Semi-automatic

9154	To Suit Sizes
9000803	G1/4" to G1/2"

Automatic Drains

Metal Bowl for use with Semi-auto & Auto Drains

9154	To Suit Sizes
9255201	G1/4"
9455201	G3/8" to G1/2"

Square Dial Pressure Gauge

- A compact pressure gauge with a square dial suitable for air treatment units.
- Suitable for use with Metal Work Bit, Syntesi, New Deal and Skillair ranges.
- A PTFE ring seal mounted on the 1/8" thread of the fitting ensures a perfect pneumatic seal.
- To mount it, screw the gauge in as far as it will go, the loosen enough to align the dial. A sealant is not required.
- The pressure gauge has a neck to dampen pressure vibration and absorb water hammer. This improves overall reliability and guarantees longer life.



G1/8" Thread

9154	Pressure Range (bar)
9700109	0 to 4
9700110	0 to 12

STANDARD SERIES FRLS, 'NEW DEAL' BREATHE AIR SET

Breathe Air Set

Breathe provides high quality, clean air, essential for paint spraying and breathing air applications. Designed for self-contained operations, it will filter compressed air directly from most types of compressor and ring main systems.

Breathe will supply sufficient breathable air for up to two men on constant demand and will provide breathing quality air to a higher standard than specified in BS4275: 1974

Technical Specification

- Element grade: XA and AC
- Threaded port: 1/2" BSP
- Particle removal: 0.01 microns
- Maximum oil carry over @ +20°C: 0.005 mg/cu m
- Pressure loss, clean and dry: 150 mbar
- Pressure loss, saturated: 350 mbar
- Pressure loss, change element: 400 mbar

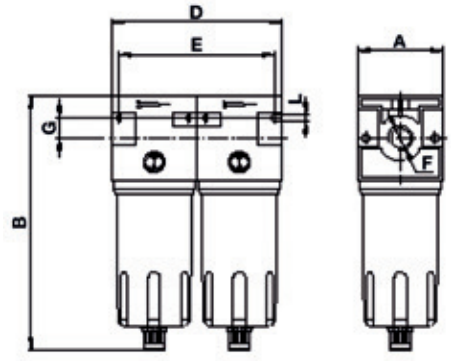

Dimensions

A	60mm	E	121mm
B	180mm	G	14mm
D	135mm	L	4mm Hole

Maximum Recommended Temperature:
+25°C

Maximum Working Pressure:
16 bar

BSP

9154	Element Grade	Thread Size BSP	Micron µm	Pressure Range Bar
Z29100BREATHE	XA & SC	1/2"	0.01	0 to 16

FT PRO

For **FT Pro Pneumatic Hose** see pages **895-904**

FRLS, 'SKILLAIR'

Filter, 200 Series

Technical Specification
- Degree of filtration: 20µ
- Flow rate at 6.3 bar: 2400 Nl/min
- Fluid: compressed air
- Weight: 0.7kg

Maximum Temperature at 10 bar: +50°C

Maximum Input Pressure: 13 bar

BSPP

9193	Thread BSPP
3480002	1/4"
3580002	3/8"
3680002	1/2"

Regulator, 200 Series

Technical Specification
- Setting range: 0 to 8 bar
- Flow rate at 6.3 bar: 25000 Nl/min
- Weight: 0.7kg
- Mounting: any position
- Pressure gauge port: G1/8"

Maximum Temperature at 10 bar: +50°C

Maximum Input Pressure: 13 bar

BSPP

9193	Thread BSPP
3402003	1/4"
3502003	3/8"
3602003	1/2"

Filter, 300 Series

Technical Specification
- Degree of filtration: 20µ
- Flow rate at 6.3 bar: 3800 Nl/min
- ΔP 0.5 bar (0.005 MPa, 7 psi): 135 scfm
- Fluid: compressed air
- Weight: 1.4 kg

Maximum Temperature at 10 bar: +50°C

Maximum Input Pressure: 13 bar

BSPP

9193	Thread BSPP
4480002	1/2"
4580002	3/4"
4680002	1"

Regulator, 300 Series

Technical Specification
- Setting range: 0 to 8 bar
- Flow rate at 6.3 bar: 35000 Nl/min
- Weight: 1.4kg

Maximum Temperature at 10 bar: +50°C

Maximum Input Pressure: 13 bar

BSPP

9193	Thread BSPP
4402002	1/2"
4502002	3/4"
4602002	1"

Filter, 400 Series

Technical Specification
- Degree of filtration: 20µ
- Flow rate at 6.3 bar:
  - 16500 (G11/2") Nl/min, 20000 (G2") Nl/min
- Fluid: compressed air
- Weight: 1.4kg

Maximum Temperature at 10 bar: +50°C

Maximum Input Pressure: 13 bar

BSPP

9193	Thread BSPP
6380002	1.1/2"
6480002	2"

Regulator, 400 Series

Technical Specification
- Setting range: dependent on pilot operating regulator
- Flow rate at 6.3 bar:
  18000 (G1.1/2") Nl/min, 20000 (G2") Nl/min
- Weight: 4.8kg (G1.1/2"), 5.6kg (G2")
- Mounting: any position
- Pressure gauge port: G1/4"
- Requires pilot regulator

Maximum Temperature at 10 bar: +50°C

Maximum Input Pressure: 13 bar



BSPP

9193	Thread BSPP
6302001	1.1/2'
6402001	2"

FRLS, 'SKILLAIR'

Pilot Regulator, 400 Series

Technical Specification
- Flow rate at 6.3 bar ΔP 0.5 bar: 120 Nl/min
- Weight: 0.6kg
- Pressure gauge port: G1/8"

Maximum Temperature at 10 bar:
+50°C

Maximum Input Pressure:
13 bar

BSPP

9193	Thread BSPP	Pressure Range bar
3206001	1/4"	2
3206002	1/4"	4
3206003	1/4"	8
3206004	1/4"	12

Filter Regulator, 200 Series

Technical Specification
- Setting range: 0 to 8 bar
- Degree of filtration: 20µ
- Flow rate at 6.3 bar ΔP 0.5 bar: 1600 Nl/min
- Weight: 1kg
- Pressure gauge port: G1/8"

Maximum Temperature:
+50°C

Maximum Input Pressure:
13 bar

BSPP

9193	Thread BSPP
3483008	1/4"
3583008	3/8"
3683008	1/2"

Filter Regulator, 300 Series

Technical Specification
- Setting range: 0 to 8 bar
- Degree of filtration: 20µ
- Flow rate at 6.3 bar: 3500 Nl/min
- ΔP 0.5 bar: 57 scfm
- Weight: 1.8kg
- Pressure gauge port: G1/8"

Maximum Temperature:
+50°C

Maximum Input Pressure:
13 bar

BSPP

9193	Thread BSPP
4483005	1/2"
4583005	3/4"
4683005	1"

Lubricator, 200 Series

Technical Specification
- Bowl capacity: 95
- Flow rate at 6.3 bar: 2200 Nl/min
- Weight: 0.7kg

Maximum Temperature:
+50°C

Maximum Input Pressure:
13 bar

BSPP

9193	Thread BSPP
3481001	1/4"
3581001	3/8"
3681001	1/2"

Lubricator, 300 Series

Technical Specification
- Bowl capacity: 160
- Flow rate at 6.3 bar: 3500 Nl/min
- Weight: 1.4kg

Maximum Temperature:
+50°C

Maximum Input Pressure:
13 bar

BSPP

9193	Thread BSPP
4481001	1/2"
4581001	3/4"
4681001	1"

Lubricator, 400 Series

Technical Specification
- Type of lubrication: mist
- Bowl capacity: 800
- Flow rate at 6.3 bar:
  18.000 (G1.1/2") Nl/min, 21.000 (G2") Nl/min
- Weight: 4.9kg (G1.1/2"), 5.7kg (G2")

Maximum Temperature:
+50°C

Maximum Input Pressure:
13 bar

BSPP

9193	Thread BSPP
6381001	1.1/2"
6481001	2"

FRLS, 'SKILLAIR'

Manual Shut Off Valve, 200 Series

Technical Specification
- Flow rate at 6.3 bar: 24000 Nl/min
- Weight: 0.8kg

Maximum Temperature at 1 MPa, 10 bar (145 psi):
+50°C

Maximum Inlet Pressure (solenoid version:
3 bar
Maximum Inlet Pressure:
13 bar

BSPP

9193	Thread BSPP
3470001	1/4"
3570001	3/8"
3670001	1/2"

Filter + Regulator + Lubricator, 200 Series

Technical Specification
- Setting range: 0 to 8 bar
- Degree of filtration: 20µ
- Flow rate at 6.3 bar: 1300 Nl/min
- Weight: 1.5kg

Maximum Temperature:
+50°C

Maximum Inlet Pressure:
13 bar

BSPP

9193	Thread BSPP
3482008	1/4"
3582008	3/8"
3682008	1/2"

Manual Shut Off Valve, 300 Series

Technical Specification
- Flow rate at 6.3 bar: 32000 Nl/min
- Weight: 1.2kg

Maximum Temperature at 1 MPa, 10 bar (145 psi):
+50°C

Maximum Inlet Pressure (solenoid version:
2 bar
Maximum Inlet Pressure:
13 bar

BSPP

9193	Thread BSPP
4470001	1/2"
4570001	3/4"
4670001	1"

Filter + Regulator + Lubricator, 300 Series

Technical Specification
- Setting range: 0 to 8 bar
- Degree of filtration: 20µ
- Flow rate at 6.3 bar: 2500 Nl/min
- Weight: 2.9kg

Maximum Temperature:
+50°C

Maximum Inlet Pressure:
13 bar

BSPP

9193	Thread BSPP
4482005	1/2"
4582005	3/4"
4682005	1"

FRLS, 'SKILLAIR'

Filter Regulator + Lubricator, 200 Series

Technical Specification
- Setting range: 0 to 8 bar
- Degree of filtration: 20µ
- Flow rate at 6.3 bar: 1200 Nl/min
- Weight: 1.35kg

Maximum Temperature:
+50°C

Maximum Inlet Pressure:
13 bar

BSPP

9193	Thread BSPP
3484008	1/4"
3584008	3/8"
3684008	1/2"

Filter Regulator + Lubricator, 300 Series

Technical Specification
- Setting range: 0 to 8 bar
- Degree of filtration: 20µ
- Flow rate at 6.3 bar: 2300 Nl/min
- Weight: 2.7kg

Maximum Temperature:
+50°C

Maximum Inlet Pressure:
13 bar

BSPP

9193	Thread BSPP
4484005	1/2"
4584005	3/4"
4684005	1"

Solenoid Coil, 200 Series

Form B/Industrial, 22mm Coil

9149	Voltage
W0215000101	24V DC 2W
W0215000111	24V AC
W0215000121	110V AC
W0215000131	230V AC

M1NS2000: Socket Connector, Form B.

Solenoid Coil, 300 Series

Form B/Industrial, 30mm Coil

9182	Voltage
W0210010100	24V DC 2W
W0210011100	24V AC
W0210012100	110V AC
W0210013100	230V AC

G1NU2000: Socket Connector, Form A.

Mounting Bracket

To suit 200 & 300 Series

9154	To Suit Series
9400701	200
9400702	300

FRLS, 'ONE' AIR TREATMENT UNIT

'ONE' Integrated Compressed Air Treatment Unit

In the world of pneumatics, which is considered mature, it is rare to encounter completely new and different products.

ONE is a compressed air treatment unit with a high degree of integration, that encompassed numerous pneumatic functions.

In fact, it contains so many innovations that a single patent is not enough to safeguard it against imitation – three separate patent applications have been registered with a total of 39 claims.

This unit is so innovative that it won the international novelty award at Fluidtrons Compomac.

ONE has a single high-performance valve on the main row that handles all the functions from regulation to relief. It is controlled by a high-precision pilot regulator with controlled relief, in series with the manual on-off valve, the electric valve and the progressive actuator. Unification of the valve has led to a significant reduction in overall dimensions, enhanced capacity, precision and response speed.

The **ONE** single unit houses the threaded ports, filter, condensate drain, pressure regulator, shut-off valve, soft start valve, pressure switch and three supplementary air intakes.

The single unit houses the threaded ports, filter, condensate drain, pressure regulator, shut-off valve, soft start valve, pressure switch and three supplementary air intakes.

Other versions and further technical information available on request

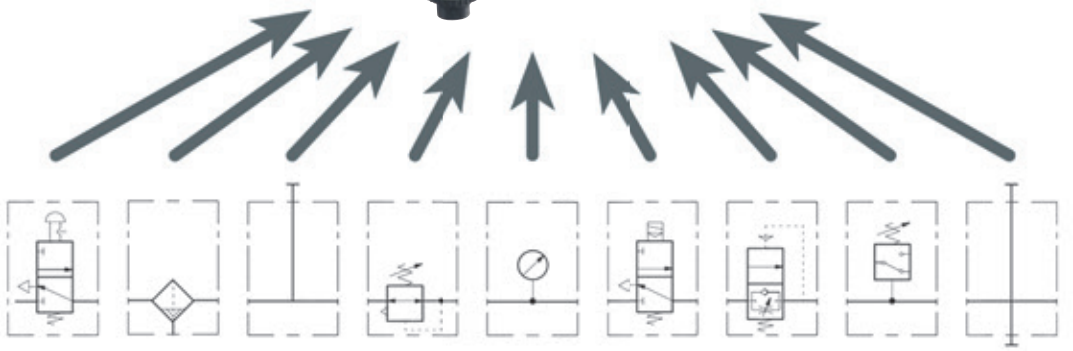

1. Air intake, with swivel threaded port
2. Fixing hole
3. Access to filter cartridge
4. Pressure regulation
5. Shut-off Valve (manual)
6. Manual override (shut-off valve, electrical)
7. Soft start valve regulation
8. Switching pressure regulation
9. Air outlet with swivel threaded port
10. LED signalling unit, ON
11. LED signalling pressure below the value set on pressure switch
12. LED signalling pressure over the value set on pressure switch
13. 5-pin M12x1 electrical connector
14. Pressure gauge
15. 1/4" air intake; another regulated air intake and a filtered non-regulated air intake are situated on the top
16. Air exhaust with a G1/4" silencer
17. Condensate tank
18. Condensate drain
19. Clogged filter signal

BSPP

9193	Version	Air Inlet/Outlet BSPP	Micron µm	Clogged Filter Signal	Condensate Drain	Pressure Range Bar	Valves	Pressure Switch
543211881300	Electric*	1/2"	20	Yes	Automatic	0.5 to 8	Padlock and APR	Yes

OLYMPIAN PLUS PLUG-IN SYSTEM

Olympian Plus is the new generation FRL system from Norgren, world leaders in air line equipment. The unique Olympian plug-in design has been updated to set new standards for ease of use and system flexibilit .

1. **QUICK CONNECT YOKE SYSTEM**
   Simple, speedy assembly of accessories and combination units.
2. **PLUG IN UNITS**
   Rapid installation and maintenance. Quarter turn clamp ring graphite impregnated for easy operation. Detent action prevents removal under pressure.
3. **BAYONET BOWLS**
   Easy removal for routine maintenance. Detent action to prevent removal under pressure.
4. **UNIQUE PRISMATIC SIGHT GLASS**
   High visibility of liquid level. Colour change service indication on filters and filter regulators
   - Complete air processing units pre-assembled, ready to install
   - Filter-regulator and micro-fog lubricator combinations
5. **CAPTIVE O-RINGS**
   Easy to assemble with no loose parts.
6. **TAMPER RESISTANT COVER**
   Simple accessory to prevent unauthorised adjustment of regulated pressure.
7. **PORTING BLOCK MOUNTED PRESSURE SWITCH**
   Adjustable pressure switch for feedback to monitoring systems.
8. **SOFT START/DUMP VALVE**
   Provides controlled increase in pressure on system start-up. High exhaust flow capacity.
9. **3/2 SHUT OFF VALVE**
   Slide valve with lockable blade. Threaded exhaust port.
   - Filter and micro-fog lubricator combinations

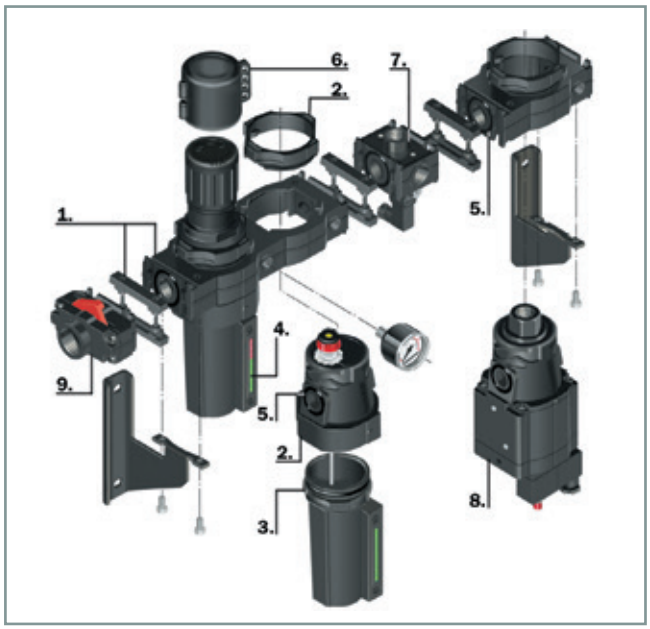

Working Temperature: -20°C to +66°C

Inlet Pressure: 0-17 bar

Medium: Compressed air only
Body and Yoke: Zinc alloy
Bowl: Aluminium

Element: Sintered plastic
Elastomers: Synthetic rubber units assembled for left to right flo

Boxed Sets

BSPP

0037	Thread	Micron	Bowl	Pressure Range Bar	Operation	Drain Type
BL64-401	1/2"	40	Metal	0.3-10	Relieving	Auto
BL64-421	1/2"	40	Metal	0.3-10	Relieving	Manual
Tech Sheet 20160						

Filter & Lubricator Combinations

BSPP

0037	Thread	Micron	Bowl	Drain Type
FL64-608	3/4"	40	Metal	Auto
FL64-628	3/4"	40	Metal	Manual
Tech Sheet 20160				

Filter/Regulator & Lubricator Combinations

BSPP

0037	Thread	Micron	Bowl	Pressure Range Bar	Operation	Drain Type
BL64-408	1/2"	40	Metal	0.3-10	Relieving	Auto
BL64-428	1/2"	40	Metal	0.3-10	Relieving	Manual
BL64-608	3/4"	40	Metal	0.3-10	Relieving	Manual
Tech Sheet 20160						

Gauge

50mm, Centre Back Connection

0037	Thread	Pressure Range Bar
18-013-013	1/8"	0-10
Tech Sheet 20160		

OLYMPIAN PLUS PLUG-IN SYSTEM

General Purpose Filters

- Effective liquid removal and positive solid filtratio
- Large filter element area for minimum pressure dro
- Standard options include element service indicator, manual drain and alternative filter element

F64G Series:
Body: Zinc alloy
Bowl: Aluminium
Yoke: Zinc alloy
Filter Element: Sintered plastic
Elastomers: Synthetic rubber

F15 Series:
Body: Aluminium
Bowl: Aluminium
Yoke: Zinc alloy
Filter Element: Sintered bronze
Elastomers: Synthetic rubber
Medium: Compressed air only

Medium: Compressed air only

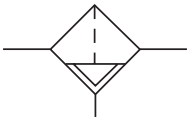

Working Pressure:
0-17 bar (Metal Bowl)

F64G & F68G

0037	Flow dm³/s	Micron	Bowl	Drain Type
F64G-NNN-AD3	75	40	Metal	Auto
F64G-NNN-MD3	75	40	Metal	Manual
F68G-NNN-AR3	160	40	Metal	Auto
F68G-NNN-MR3	160	40	Metal	Manual

This unit is to be used in conjunction with a Ported Yoke

Pressure Regulators

- Diaphragm and balanced valve design ensure good regulation characteristics
- Non-rising adjusting knob has snap-action lock
- Standard options include non-relieving models and alternative pressure ranges

R64G Series:
Body: Zinc alloy
Bonnet: Aluminium
Yoke: Zinc alloy
Elastomers: Synthetic rubber

R15 Series:
Body, Bonnet and Yoke: Aluminium
Adjusting Knob: Acetal resin
Optional T-bar Adjusting Screw: Steel
Elastomers: Synthetic rubber

Medium: Compressed air only
Gauge Ports: G1/8

Working Temperature:
-20°C to +80°C

Working Pressure:
0-17 bar (R64G)
0-20 bar (R68G)

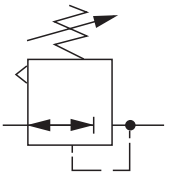

R64G & R68G

0037	Thread	Flow dm³/s	Pressure Range Bar	Operation
R64G-NNK-RMN	-	120	0.3-10	Relieving
R64G-4GK-RMN	1/2"	120	0.3-10	Relieving
R68G-NNK-RLN	-	150	0.4-8	Relieving
Tech Sheet 20161				

This unit is to be used in conjunction with a ported yoke

Filter Regulators

- High efficiency water remova
- Good regulation characteristics
- Non-rising adjusting knob has snap-action lock
- Standard options include non-relieving models, manual drain and alternative pressure ranges

B64G Series:
Body: Zinc alloy
Bonnet and Bowl: Aluminium
Yoke: Zinc alloy
Filter Element: Sintered plastic
Elastomers: Synthetic rubber

B15 Series:
Body: Aluminium
Bonnet and Bowl: Aluminium
Yoke: Aluminium
Filter Element: Sintered bronze
Elastomers: Synthetic rubber
Adjusting Knob: Acetal resin

Medium: Compressed air only
Gauge Ports: G1/8
Operation: Relieving

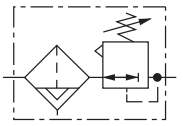

Ambient Temperature:
-20°C to +80°C (Metal bowl)

B64G & B68G

0037	Flow dm³/s	Micron	Bowl	Pressure Range Bar	Drain Type
B64G-NNK-AD3-RMN	106	40	Metal	0.3-10	Auto
B64G-NNK-MD3-RMN	106	40	Metal	0.3-10	Manual
B68G-NNK-AR3-RLN	230	40	Metal	0.4-8	Auto
Tech Sheet 20162					

This unit is to be used in conjunction with a ported yoke

High Efficiency Oil Removal Filter

F64H & F68H

0037	Thread	Flow dm³/s	Bowl	Drain Type
F64H-3GD-MD0	3/8"	28	Metal	Auto
F64H-4GD-MD0	1/2"	28	Metal	Auto
F68H-8GD-MU0	1"	60	Metal	Auto
Tech Sheet 20163				

This unit is to be used in conjunction with a ported yoke

Lubricators

L64M & L68M

0037	Thread	Bowl
L64M-2GP-EDN	1/4"	Metal
L64M-3GP-EDN	3/8"	Metal
L64M-4GP-EDN	1/2"	Metal
L64M-6GP-EDN	3/4"	Metal
L68M-NNP-ERN	-	Metal
Tech Sheet 20164		

This unit is to be used in conjunction with a ported yoke

OLYMPIAN PLUS PLUG-IN SYSTEM

Relief & Soft Start Valves

Olympian relief valves protect compressed air systems from over-pressurisation.
High relief capacity, sensitive and accurate.
Yoke must be ordered separately.
Medium: Compressed air only
Gauge port: G1/8
Relief Port:
V64 Series - G1/2
V68 Series - G1

Materials 64 Series:
Body, bonnet: zinc alloy
Bottom Plug: Aluminium
Adjusting Screw: Steel
Elastomers: Synthetic rubber
Materials 68 Series:
Intermediate body, bonnet and bottom plug: aluminium
Adjusting Screw: Steel
Elastomers: Synthetic rubber

Working Temperature:
-20°C to +80°C

V64H, V68H Pressure Relief Valves

0037	Port Size
V64H-NND-RMN	1/4"-3/4"
V68H-NND-RMN	3/4"-1.1/2"
Tech Sheet 20165	

This unit is to be used in conjunction with a ported yoke

Assists machine designers in complying with the European Machineries Directive.
Can help existing machinery to comply with PUWER (Provision and Use of Work Equipment Regulations).
Controlled increase of downstream pressure on start up.
Solenoid, air pilot or manual operator.
High forward flow capacit .
High flow dump facilit .

Medium: Compressed air
Material:
Body and yoke:
Zinc alloy (yoke sold separately)
Intermediate Body and Top Plate:
Aluminium
Elastomers: Synthetic materials
Filter Discs: Sintered plastic
Internal Components:
Brass and steel

Working Temperature:
+5°C to +50°C

P64F Soft Start/Dump Valve

0037	Port Size	Flow dm³/s	Pressure Range Bar
P64F-NNC-PZN	1/4"-3/4"	57	3-10
Tech Sheet 20165			

This unit is to be used in conjunction with a ported yoke

Yokes

- When installed, enables Olympian basic units to be 'plugged in' or removed without disturbing connecting pipework

Single Unit

0037	Thread
Y64A-4GA-N1N	1/2"
Y68A-6GN-N1N	3/4"
Y68A-8GN-N1N	1"
Y68A-BGN-N1N	1.1/2"
Tech Sheet 20166	

Double Unit

0037	Thread
Y64A-4GA-N2N	1/2"
Y68A-6GN-N2N	3/4"
Y68A-BGN-N2N	1.1/2"
Tech Sheet 20166	

Shut Off Valves

- 3 port/2 position
- Easy to operate
- Lockable in the 'closed' position

PRODUCTS FOR SAFE SYSTEMS

BSPP

0037	Thread
T64T-4GB-P1N	1/2"
T68C-6GB-B2N	3/4"
Tech Sheet 20166	

Coalescing Exhaust Silencers

BSPP

0037	Thread
CS13-364-10GG	1/4"
CS13-664-10GG	1/2"
Tech Sheet 20166	

EXCELON® PLUS MODULAR AIR PREPARATION

Filters/Regulators & Lubricators - Box Sets

- Unique Quikclamp connection system offers full modularity
- 40µm particle and high efficiency water removal
- Double safety lock on bowl
- Integrated gauge
- Shut off valve, regulator and filter regulator with tamper resistance feature
- Light weight polycarbonate bowl
- Easy to read flush mounted integrated pressure gauge as standard
- All round (360°) visibility of sightdome for ease of drip rate setting
- High corrosion resistance: Body and metal bowl with electrophoretic paint finis

Working Temperature:
-10°C to +60°C

Maximum Working Pressure:
10 bar

Materials:
Body: Die cast aluminum
Body covers: ABS
Transparent Bowl: Polycarbonate with polypropylene guard
Filter element: Sintered PP
Bowl 'O'- ring: Chloroprene
Elastomers: NBR
Port: BSPP
Element: (µm) 40
Lubricator: Micro-fog®
Bowl: Guarded/Polycarbonate

Medium: Compressed air only
Operation: Relieving

Boxed sets including shut-off valve, gauge and mounting bracket

0037	Thread	Drain Model
BL82-201G	1/4"	Auto
BL82-221G	1/4"	Manual
BL84-301G	3/8"	Auto
BL84-321G	3/8"	Manual
BL84-401G	1/2"	Auto
BL84-421G	1/2"	Manual
Tech Sheet 71736		

Micro-Fog Lubricators

- Excelon® Plus design allows in-line installation or modular installation with other Excelon® Plus products
- Flow sensor provides a nearly constant oil/air ratio over a wide range of flow
- Double safety lock bowl
- Light weight polycarbonate bowl
- All round (360°) visibility of sightdome for ease of drip rate setting
- Choice of two oil delivery systems
- High Corrosion resistance: Body and metal bowl with electrophoretic paint finis

Working Temperature:
-10°C to +60°C

Maximum Working Pressure:
10 bar

Materials:
Transparent Bowl: Polycarbonate with Polypropylene Guard
Body: Die cast zinc
Body cover: ABS
Sightdome: Transparent PA
Bowl 'O'- ring: Chloroprene
Elastomers: NBR

Medium: Compressed air only
Operation: Relieving

L82C, L82M & L84C, L84M series

0037	Thread	Flow (dm³/s)
L82M-2GP-EPN	1/4"	22
L84M-3GP-EPN	3/8"	73
L84M-4GP-EPN	1/2"	73
Tech Sheet 71743		

Filters/Regulators

- Excelon® Plus design allows in-line installation or modular installation with other Excelon® Plus products
- 5 or 40µm particle and high efficiency water removal
- Double safety lock bowl
- Push to lock adjusting knob with built in tamper resistant feature
- Light weight polycarbonate bowl with guard
- Easy to read flush mounted integrated pressure gauge
- Air purity classes in accordance to ISO8573-1:2010: 7:8:4 (40µm), 6:8:4 (5µm)
- High Corrosion resistance: Body and metal bowl with electrophoretic paint finish
- DoC in accordance with 2014/34/EU/ATEX

Working Temperature:
-10°C to +60°C

Maximum Working Pressure:
10 bar

Materials:
Body covers: ABS
Transparent Bowl: Polycarbonate with Polypropylene Guard
Filter Element: Synthetic fibre & PE foam
Bowl 'O'- ring: Chloroprene
Elastomers: NBR
Port: BSPP
Element: (µm) 40
Flow: (dm3/s) 100

Medium: Compressed air only
Operation: Relieving

B82G & B84G series

0037	Thread	Bar
B82G-2GK-AP3-RMG	1/4"	03 to 10
B82G-2GK-QP3-RMG	1/4"	03 to 10
B84G-3GK-AP3-RMG	3/8"	03 to 10
B84G-3GK-QP3-RMG	3/8"	03 to 10
B84G-4GK-AP3-RMG	1/2"	03 to 10
B84G-4GK-QP3-RMG	1/2"	03 to 10
Tech Sheet 71734		

For **Norgren Non-return Valves** see page **864**

EXCELON® PLUS MODULAR SYSTEM

General Purpose Filters

- Excelon® Plus design allows in-line installation or modular installation with other Excelon® Plus products
- 5 or 40µm particle and high efficiency water removal (> 98%)
- Double safety lock bowl
- Light weight polycarbonate bowl
- Air purity classes in accordance to ISO8573-1:2010: 7:8:4 (40µm), 6:8:4 (5µm)
- High Corrosion resistance: Body and metal bowl with electrophoretic paint finish
- DoC in accordance with 2014/34/EU/ATEX

Working Temperature:
-10°C to +60°C

Maximum Working Pressure:
10 bar

Materials:
Body: Die cast aluminum
Body covers: ABS
Bonnet: Acetal Valve: PP
Transparent Bowl: Polycarbonate with polypropylene guard
Filter element: Sintered PP
Bowl 'O'- ring: Chloroprene
Elastomers: NBR

Port: BSPP
Element: (µm) 40
Bowl: Guarded/Polycarbonate

Medium: Compressed air only
Operation: Relieving

F82G & F84G series

0037	Thread	Flow (dm³ /s)
F82G-2GN-AP3	1/4"	23
F82G-2GN-QP3	1/4"	23
F84G-3GN-AP3	3/8"	78
F84G-3GN-QP3	3/8"	78
F84G-4GN-AP3	1/2"	78
F84G-4GN-QP3	1/2"	78
Tech Sheet 71741		

'Puraire'® High Efficiency Oil Removal Filter

- Excelon® Plus design allows in-line installation or modular installation with other Excelon® Plus products
- High efficiency oil and particle removal
- Double safety lock bowl
- Light weight polycarbonate bowl
- Service indicator standard
- Air purity class in accordance with ISO8573-1:2010: 1:7:1* *Tested in accordance with the methods laid out in ISO 12500-1 using an inlet oil aerosol concentration of 4mg/m³
- High Corrosion resistance: Body and metal bowl with electrophoretic paint finish
- DoC in accordance with 2014/34/EU/ATEX

Working Temperature:
-10°C to +60°C

Maximum Working Pressure:
10 bar

Materials:
Body: Die cast aluminum
Body covers: ABS
Bonnet: Acetal Valve: PP
Transparent Bowl: Polycarbonate with polypropylene guard
Filter element: Synthetic fibre & PE foam
Bowl 'O'- ring: Chloroprene
Elastomers: NBR

Port: BSPP
Element: (µm) 40
Bowl: Guarded/Polycarbonate

Medium: Compressed air only
Operation: Relieving

F82C & F84C series

0037	Thread	Flow (dm³ /s)
F82C-2GD-AP0	1/4"	5.5
F82C-2GD-QP0	1/4"	5.5
F84C-3GD-AP0	3/8"	25
F84C-3GD-QP0	3/8"	25
F84C-4GD-AP0	1/2"	25
F84C-4GD-QP0	1/2"	25
Tech Sheet 71739		

Pressure Regulators

- Excelon® Plus design allows in-line installation or modular installation with other Excelon® Plus products
- Push to lock adjusting knob with built in tamper resistant feature
- Easy to read flush mounted integrated pressure gauge as standard
- High Corrosion resistance: Body bowl with electrophoretic paint finish
- EX DoC in accordance with 2014/34/EU/ATEX

Working Temperature:
-10°C to +60°C

Maximum Working Pressure:
10 bar

Materials:
Body: Die cast aluminium
Body covers: ABS
Bonnet: POM/Aluminium
Valve: PP
Elastomers: NBR

Port: BSPP
Bar: 03 - 10

Medium: Compressed air only
Operation: Relieving

R82G & R84G Series

0037	Thread	Flow (dm3 /s)
R82G-2GK-RMG	1/4"	125
R84G-3GK-RMG	3/8"	125
R84G-4GK-RMG	1/2"	125
Tech Sheet 71745		

3/2 Shut Off Valves

- Excelon® Plus design allows in-line installation or modular installation with other Excelon® Plus products
- 3/2 way function
- Threaded exhaust port
- Lockable in closed position with padlock

T82T & T84T Series

0037	Port Size	Exhaust Port
T82T-2GA-B1N	1/4"	1/4"
T84T-3GA-B1N	3/8"	1/4"
T84T-4GA-B1N	1/2"	1/4"
Tech Sheet 71747		

EXCELON® PLUS MODULAR AIR PREPARATION

Wall Mounting Bracket

- Provides secure wall mounting for individual Excelon® Plus products

0037	Series
820024-50KIT	82
840024-50KIT	84
Tech Sheet 71736	

Quickclamp

- Allows easy connection of one Excelon® Plus unit to another
- Uniquely, connected products can be rotated in 90° increments

0037	Series
820014-51KIT	82
840014-51KIT	84
Tech Sheet 71736	

For **Norgren Pneufi ® Push-In Fittings** see page **862**

Neck Mounting Bracket and Panel Nut

- Provides secure wall mounting for individual pressure regulators, filte -regulators and pressure relief valves
- Includes panel nut

0037	Series
820068-51KIT	82
840068-51KIT	84
Tech Sheet 71736	

Quickclamps and Wall Brackets

- Allows easy connection of one Excelon® Plus unit to another
- Uniquely, connected products can be rotated in 90° increments
- Secure mounting to a wall, panel or machine surface

0037	Series
820014-52KIT	82
840014-52KIT	84
Tech Sheet 71736	

Panel Mounting Ring

- Allows bonnets with panel mounting thread to be directly mounted

0037	Series
820048-89KIT	82
840048-01KIT	84
Tech Sheet 71736	

PORTED FILTERS & REGULATORS

Filter Regulator & Lubricator Box Set

- Miniature boxed sets offer rapid set up and installation.
- Boxed sets are pre-assembled and ready to install.
- Set consists of a filter/regulato , lubricator, shut-off valve, mounting bracket and pressure gauge.

Medium: Compressed air only
Body: Zinc alloy
Bowls: Polycarbonate
Filter Element: Polypropylene
Elastomers: Nitrile

Working Temperature:
-20°C to +50°C
Consult our Technical Service for use below +2°C

Inlet Pressure:
0 to 10 bar

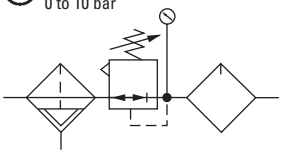

Box Set 07, BSPP

0037	Thread
BL07-201	1/4"
Tech Sheet 20746	

Ported Pureaire Oil Removal Filters

- High efficiency coalescing oil-removal filter
- Air quality to ISO 8573-1: Class 1.7.2.
- Maximum remaining oil content 0,01 ppm, particle removal to 0,01 µm
- Automatic drain fitted as standar

Medium: Compressed air only
Remaining Oil content at +21°C:
0,01 ppm maximum
0,5 ppm maximum (high flow units
Particle Removal: 0,01 µm, 1 µm (high flow units
Bowl: Polycarbonate to BS 6005, Zinc alloy (optional)

Body: Zinc alloy
Filter Element:
Synthetic fibre and polypropylene foa
Elastomers: Neoprene and nitrile

Working Temperature:
-20°C to +50°C
(Transparent Bowl)

Inlet Pressure:
0 to 10 bar (Transparent bowl)

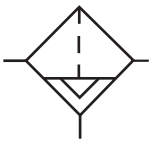

F39, BSPP

0037	Thread	Flow dm³/s	Drain Type	Bowl
F39-100-A0TG	1/8"	2.8	Auto	Transparent
F39-200-M0MG	1/4"	3	Manual	Metal
F39-200-M0TG	1/4"	3	Manual	Transparent
Tech Sheet 20747				

Ported Pressure Regulators

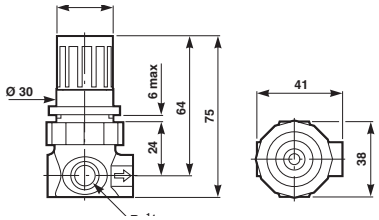

R07, BSPP

0037	Thread	Flow dm³/s	Pressure Range Bar	Operation
R07-100-RNKG	1/8"	7.5	0.3-7	Relieving
R07-200-RNKG	1/4"	7	0.3-7	Relieving
Tech Sheet 10637				

R18, Pilot Operated, BSPP

0037	Thread	Flow dm³/s	Pressure Range Bar
R18-B00-RNXD	1.1/2"	1000	0.16-17
R18-C00-RNXD	2"	1000	0.16-17
Tech Sheet 10636			

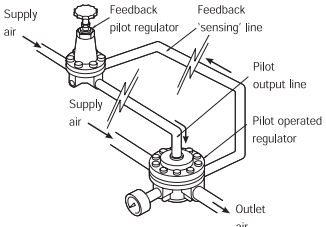

11-808 & 11-204, Pilot Operated, BSPP

0037	Thread	Flow dm³/s	Pressure Range Bar	Operation
11-808-960	3/4"	180	0.16-17	Relieving
11-204-004	1/4"	N/A	0.16-17	Relieving
11-204-006	1/4"	N/A	4-17	Relieving
Tech Sheet 10636				

General Use, BSPP

0037	Thread	Flow dm³/s	Pressure Range Bar
20AG-X4G-PH100	1/2"	60	0.2-8
20AG-X4G-PJ100	1/2"	60	7-16
Tech Sheet 10637			

PORTED FILTERS & REGULATORS

NORGREN

Drip Leg Drain

17-816, BSPP

0037	Thread	Bowl
17-816-999	G1/2"	Transparent
17-816-998	G1/2"	Metal
Tech Sheet 10635		

Ported Lubricator

- Transparent bowl
- Bowl capacity 31ml

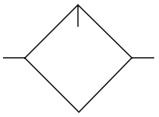

L07, BSPP

0037	Thread	Flow dm^3/s	Start Point dm^3/s
L07-100-MPQG	G1/8"	5	0.24
Tech Sheet 10634			

Ported Pressure Relief Valve

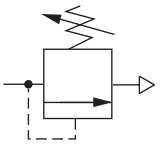

V07, Diaphragm Type, BSPP

0037	Thread	Pressure Range Bar
V07-200-NNLG	G1/4"	0.3-9
Tech Sheet 10633		

Ported Precision Pressure Regulators

- 11-818† compact, high precision regulators for air gauging, laboratory use and precise pilot control.

† Not recommended for dead end use, consult our technical service for details.

Working Temperature:
-20°C to +80°C
Consult our Technical Service for use below +2°C

Inlet Pressure:
0 to 14 bar (11-818-110)
0 to 8 bar (11-818-999)

11-818, BSPP

0037	Thread	Accuracy Bar	Pressure Range Bar	Operation
11-818-999	G1/4"	0.01	0.02-0.5	Relieving
11-818-100	G1/4"	0.03	0.07-4	Relieving
11-818-110	G1/4"	0.05	0.4-10	Relieving
Tech Sheet 1362				

General Purpose Filter

- High flow miniature uni
- Direct ported filters with high water removal efficien
- Automatic drains supplied as standard

Medium: Compressed air only
Filter element: 40µm

Materials:
Body: Zinc alloy
Bowls: Plastic or zinc alloy
Filter Element: Polypropylene
Elastomers: Nitrile

Working Temperature:
-34°C to +50°C

Inlet Pressure:
0 to 10 bar

F07 Series

0037	Manual Drain	Thread
F07-100-A3TG	F07-100-M3TG	G1/8"
F07-200-A3TG	F07-200-M3TG	G1/4"
Tech Sheet 71738		

Pressure Gauges

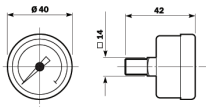

18-013, BSPT

0037	Thread	Pressure Range Bar	Gauge Diameter mm	Type
18-013-990	R1/8"	0-4	40	Centre Back
18-013-989	R1/8"	0-10	40	Centre Back

Pre-Set Regulator

- Factory pre-set and sealed to give a regulated pressure of 2 bar
- Tamper resistant
- Compact

Medium: Compressed air only
Filter element: 40µm

Materials:
Body: Zinc alloy
Bonnet: Aluminium alloy
Valve: Brass
Seals: NBR

Working Temperature:
-20°C to +80°C

Inlet Pressure:
0 to 28 bar

R16 Series

0037	Thread
R16-200-R30G	G1/4"
Tech Sheet 71750	

AIR PREPARATION

MX is the new series of air treatment components, characterised by a modern, linear and compact design. The perfect integration between metal alloys and technopolymers allows a reliable product that is light and strong at the same time.

Series MX offers a multi-sector solution that guarantees saving in terms of installation time, space and cost.

Other options available, please contact our Business Development Team.

Series MX, Filter Regulator Lubricator Kits

Complete filter regulator set with bracket and integrated gauge.

- Fully modular and compact
- Lightweight
- Durable
- Improved flow rate performance
- Locking cap

Filter Regulator Kit MX2, Semi-auto Drain, 25 Micron, 0.5-10 bar

0158	Thread
FR-MX2-3/8-KIT	G3/8"
FR-MX2-1/2-KIT	G1/2"
FR-MX2-3/4-KIT	G3/4"
Tech Sheet 20120	

Filter Regulator Kit MX3, Semi-auto Drain, 25 Micron, 0.5-10 bar

0158	Thread
FR-MX3-3/4-KIT	G3/4"
FR-MX3-1-KIT	G1"
Tech Sheet 20120	

Filter Regulator Lubricator Kit MX2, Semi-auto Drain, 25 Micron, 0.5-10 bar

0158	Thread
FRL-MX2-3/8-KIT	G3/8"
FRL-MX2-1/2-KIT	G1/2"
FRL-MX2-3/4-KIT	G3/4"
Tech Sheet 20120	

Filter Regulator Lubricator Kit MX3, Semi-auto Drain, 25 Micron, 0.5-10 bar

0158	Thread
FRL-MX3-3/4-KIT	G3/4"
FRL-MX3-1-KIT	G1"
Tech Sheet 20120	

Series MX, Modular Pressure Regulators

Working Temperature:
-5°C to +50°C

Maximum Working Pressure:
16 bar

Series MX2, Pressure Regulators, Self-relieving with Gauge

0158	Thread	Pressure Range Bar
MX2-3/8-R004	G3/8"	0.5-10
MX2-1/2-R004	G1/2"	0.5-10
MX2-3/4-R004	G3/4"	0.5-10
Tech Sheet 68728		

Series MX3, Pressure Regulators, Self-relieving with Gauge

0158	Thread	Pressure Range Bar
MX3-3/4-R004	G3/4"	0.5-10
MX3-1-R004	G1"	0.5-10
Tech Sheet 68728		

Series MX2, Pressure Regulators, Non-relieving with Gauge

0158	Thread	Pressure Range Bar
MX2-3/8-R014	G3/8"	0.5-10
MX2-1/2-R014	G1/2"	0.5-10
MX2-3/4-R014	G1"	0.5-10
Tech Sheet 68728		

Series MX3, Pressure Regulators, Non-relieving with Gauge

0158	Thread	Pressure Range Bar
MX3-3/4-R014	G3/4"	0.5-10
MX3-1-R014	G1"	0.5-10
Tech Sheet 68728		

AIR PREPARATION

MX is the new series of air treatment components, characterised by a modern, linear and compact design. The perfect integration between metal alloys and technopolymers allows a reliable product that is light and strong at the same time.

Series MX offers a multi-sector solution that guarantees saving in terms of installation time, space and cost.

Other options available, please contact our Business Development Team.

Working Temperature:
-5°C to +50°C

Maximum Working Pressure:
16 bar

Series MX, Modular Filters

Series MX2, Semi-auto Drain Filters, No Indicator

0158	Thread	Micron
MX2-3/8-F00	G3/8"	25
MX2-1/2-F00	G1/2"	25
MX2-3/4-F00	G3/4"	25
Tech Sheet 68728		

Series MX2, Semi-auto Drain Coalescing Filters

0158	Thread	Micron
MX2-3/8-FC00	G3/8"	0.01
MX2-1/2-FC00	G1/2"	0.01
MX2-3/4-FC00	G3/4"	0.01
Tech Sheet 68728		

Series MX3, Semi-auto Drain Filters, No Indicator

0158	Thread	Micron
MX3-3/4-F00	G3/4"	25
MX3-1-F00	G1"	25
Tech Sheet 68728		

Series MX3, Semi-auto Drain Coalescing Filters

0158	Thread	Micron
MX3-3/4-FC00	G3/4"	0.01
MX3-1-FC00	G1"	0.01
Tech Sheet 68728		

Series MX2, Auto Drain Filters, No Indicator

0158	Thread	Micron
MX2-3/8-F03	G3/8"	25
MX2-1/2-F03	G1/2"	25
MX2-3/4-F03	G3/4"	25
Tech Sheet 68728		

Series MX2, Auto Drain Coalescing Filters

0158	Thread	Micron
MX2-3/8-FC03	G3/8"	0.01
MX2-1/2-FC03	G1/2"	0.01
MX2-3/4-FC03	G3/4"	0.01
Tech Sheet 68728		

Series MX3, Auto Drain Filters, No Indicator

0158	Thread	Micron
MX3-3/4-F03	G3/4"	25
MX3-1-F03	G1"	25
Tech Sheet 68728		

Series MX3, Auto Drain Coalescing Filters

0158	Thread	Micron
MX3-3/4-FC03	G3/4"	0.01
MX3-1-FC03	G1"	0.01
Tech Sheet 68728		

AIR PREPARATION

MX is the new series of air treatment components, characterised by a modern, linear and compact design. The perfect integration between metal alloys and technopolymers allows a reliable product that is light and strong at the same time.

Series MX offers a multi-sector solution that guarantees saving in terms of installation time, space and cost.

Other options available, please contact our Business Development Team.

Working Temperature: -5°C to +50°C

Maximum Working Pressure: 16 bar

Series MX, Modular Filters

Series MX2, Activated Carbon Filters, No Indicator

0158	Thread
MX2-3/8-FCA	G3/8"
MX2-1/2-FCA	G1/2"
MX2-3/4-FCA	G3/4"
Tech Sheet 68728	

Series MX3, Activated Carbon Filters, No Indicator

0158	Thread
MX3-3/4-FCA	G3/4"
MX3-1-FCA	G1"
Tech Sheet 68728	

Series MX, Modular Lubricators

Series MX2, Lockable Manual Valves

0158	Thread
MX2-3/8-V01	G3/8"
MX2-1/2-V01	G1/2"
MX2-3/4-V01	G1"
Tech Sheet 68728	

Series MX3, Lockable Manual Valves

0158	Thread
MX3-3/4-V01	G3/4"
MX3-1-V01	G1"
Tech Sheet 68728	

Series MX, Modular Valves

Series MX2, Lubricators

0158	Thread
MX2-3/8-L00	G3/8"
MX2-1/2-L00	G1/2"
MX2-3/4-L00	G3/4"
Tech Sheet 68728	

Series MX3, Lubricators

0158	Thread
MX3-3/4-L00	G3/4"
MX3-1-L00	G1"
Tech Sheet 68728	

Series MX2, 3/2 Lockable Electro-pneumatic Isolation Valves

0158	Thread
MX2-3/8-V16	G3/8"
MX2-1/2-V16	G1/2"
MX2-3/4-V16	G3/4"
Tech Sheet 68728	

Series MX3, 3/2 Lockable Electro-pneumatic Isolation Valves

0158	Thread
MX3-3/4-V16	G3/4"
MX3-1-V16	G1"
Tech Sheet 68728	

AIR PREPARATION

MX is the new series of air treatment components, characterised by a modern, linear and compact design. The perfect integration between metal alloys and technopolymers allows a reliable product that is light and strong at the same time.

Series MX offers a multi-sector solution that guarantees saving in terms of installation time, space and cost.

Other options available, please contact our Business Development Team.

Working Temperature:
-5°C to +50°C

Maximum Working Pressure:
16 bar

Series MX, Modular Valves

Series MX2, 3/2 Lockable Pneumatic Isolation Valves

0158	Thread
MX2-3/8-V36	G3/8"
MX2-1/2-V36	G1/2"
MX2-3/4-V36	G3/4"
Tech Sheet 68728	

Series MX3, 3/2 Lockable Pneumatic Isolation Valves

0158	Thread
MX3-3/4-V36	G3/4"
MX3-1-V36	G1"
Tech Sheet 68728	

Series MX2, Soft Start Valves

0158	Thread
MX2-3/8-AV	G3/8"
MX2-1/2-AV	G1/2"
MX2-3/4-AV	G3/4"
Tech Sheet 68728	

Series MX3, Soft Start Valves

0158	Thread
MX3-3/4-AV	G3/4"
MX3-1-AV	G1"
Tech Sheet 68728	

Series MX, Modular Take-off Blocks

Series MX2, Block, 4 Outlets, BSPP

0158	Outlet
MX2-1/2-B00	G1/2"
Tech Sheet 68728	

Series MX3, Block, 4 Outlets, BSPP

0158	Outlet
MX3-1-B00	G1"
Tech Sheet 68728	

Series MX, Accessories



Series MX2, Terminal Flanges

0158	Thread
MX2-3/8-FL	G3/8"
MX2-1/2-FL	G1/2"
MX2-3/4-FL	G3/4"
Tech Sheet 68728	

Series MX3, Terminal Flanges

0158	Thread
MX3-3/4-FL	G3/4"
MX3-1-FL	G1"
Tech Sheet 68728	

Series MX2, Fixing Bracket for Regulators

0158
MX2-S
Tech Sheet 68728

Series MX3, Fixing Bracket for Regulators

0158
MX3-S
Tech Sheet 68728

AIR PREPARATION

MX is the new series of air treatment components, characterised by a modern, linear and compact design. The perfect integration between metal alloys and technopolymers allows a reliable product that is light and strong at the same time.

Series MX offers a multi-sector solution that guarantees saving in terms of installation time, space and cost.

Other options available, please contact our Business Development Team.

Working Temperature: -5°C to +50°C

Maximum Working Pressure: 16 bar

Series MX, Accessories

Series MX2, Rapid Clamp

0158
MX2-X
Tech Sheet 68728

Series MX3, Rapid Clamp

0158
MX3-X
Tech Sheet 68728

Series MX2, Rapid Clamp with Wall Bracket

0158
MX2-Y
Tech Sheet 68728

Series MX3, Rapid Clamp with Wall Bracket

0158
MX3-Y
Tech Sheet 68728

Precision Regulators

Series PR precision pressure regulators work on a three diaphragm force-balance principle which allows them to react even to the smallest changes in pressure that can occur during operation.

- High precision
- Triple diaphragm construction
- Compact dimensions
- Adjustable lock
- Removable adjustment knob
- Three ranges of pressure

Working Temperature: 0°C to +50°C

Series PR, Manual Override

0158	Thread	Pressure Range Bar
PR104-M02	G1/4"	0.05 to 2
PR104-M04	G1/4"	0.05 to 4
PR104-M07	G1/4"	0.05 to 7
Tech Sheet 20464		

Digital Gauges

Series PG digital pressure gauges meet the needs of an even more precise pressure adjustment, above all in proportional control.

Thanks to the IP65 protection class these pressure gauges are particularly suitable for applications where the highest environmental protection is required.

Pressure, BSPP

0158	Thread	Pressure Range Bar
PG010-PB-1/8	G1/8"	0 to 10
PG010-PB-1/4	G1/4"	0 to 10
Tech Sheet 20465		

Vacuum, BSPP

0158	Thread	Pressure Range Bar
PG001-VB-1/8	G1/8"	0.01 to -1
PG001-VB-1/4	G1/4"	0.01 to -1
Tech Sheet 20465		

AIR PREPARATION

Series MD air preparation product line has been designed to meet the numerous demands of a market requiring light and compact modular products which are characterised by high performance, flexible connection and orientation.

The different functions are connected to each other by means of intermediate joining cartridges.

Thanks to the solution adopted for the pneumatic connection, it is possible to equip the same element with interchangeable cartridges that are available in different sizes and can either be threaded or integrated with a super rapid push-in fitting.

Working Temperature:
-5°C to +50°C

Maximum Working Pressure:
16 bar

Series MD, Modular Filter + Regulator + Lubricator Combination Units

Semi-auto Drain, 25 Micron, supplied with Mounting Bracket & Gauge, BSPP

0158	Thread
MD1-000014-1/8	G1/8"
MD1-000014-1/4	G1/4"
MD1-000014-3/8	G3/8"
Tech Sheet 60158	

Semi-auto Drain, 25 Micron, supplied with Mounting Bracket & Gauge, Tube

0158	OD mm
MD1-000014-6	6
MD1-000014-8	8
MD1-000014-10	10
Tech Sheet 60159	

Series MD, Modular Filter/ Regulator + Lubricator Combination Units

Semi-auto Drain, 25 Micron, supplied with Mounting Bracket & Gauge, BSPP

0158	Thread
MD1-000015-1/8	G1/8"
MD1-000015-1/4	G1/4"
MD1-000015-3/8	G3/8"
Tech Sheet 60160	

Semi-auto Drain, 25 Micron, supplied with Mounting Bracket & Gauge, Tube

0158	OD mm
MD1-000015-6	6
MD1-000015-8	8
MD1-000015-10	10
Tech Sheet 60161	

Series MD, Modular Lockable Isolation Filter/Regulator + Lubricator Combination Units

Semi-auto Drain, 25 Micron, supplied with Mounting Bracket & Gauge, BSPP

0158	Thread
MD1-000016-1/8	G1/8"
MD1-000016-1/4	G1/4"
MD1-000016-3/8	G3/8"
Tech Sheet 60162	

Semi-auto Drain, 25 Micron, supplied with Mounting Bracket & Gauge, Tube

0158	OD mm
MD1-000016-6	6
MD1-000016-8	8
MD1-000016-10	10
Tech Sheet 60163	

AIR PREPARATION

Working Temperature:
-5°C to +50°C

Maximum Working Pressure:
16 bar

Series MD, Modular Pressure Regulators

Pressure Regulators, Self-relieving

0158	Pressure Range Bar
MD1-R000	0.5-10
MD1-R200	0-2
MD1-R400	0-4
MD1-R700	0.5-7
Tech Sheet 60168	

Pressure Regulators, Non-relieving

0158	Pressure Range Bar
MD1-R010	0.5-10
MD1-R210	0-2
MD1-R410	0-4
MD1-R710	0.5-7
Tech Sheet 60168	

Series MD, Modular Filter Regulators

0.5-10 bar, 25 Micron

0158	Description
MD1-FR0000	Semi-auto Drain
MD1-FR0500	Auto Drain
MD1-FR0800	Without Drain
Tech Sheet 60170	

Series MD modular products are listed with blank ports. This enables versatility with the product and can be fitted with either threaded or tube fitting cartridges.

Series MD, Modular Filters

Semi-auto Drain

0158	Description	Micron
MD1-F000	No Indicator	25
MD1-F100	No Indicator	5
MD1-F001	With Indicator	25
MD1-F101	With Indicator	5
Tech Sheet 60164		

Auto Drain Filters

0158	Description	Micron
MD1-F050	No Indicator	25
MD1-F150	No Indicator	5
MD1-F051	With Indicator	25
MD1-F151	With Indicator	5
Tech Sheet 60165		

Activated Carbon Filters

0158	Description
MD1-FCA0	No Indicator
MD1-FCA1	With Indicator
Tech Sheet 60166	

Semi-auto Drain Coalescing Filters

0158	Description	Micron
MD1-FC000	No Indicator	0.01
MD1-FC100	No Indicator	1
MD1-FC001	With Indicator	0.01
MD1-FC101	With Indicator	1
Tech Sheet 60167		

Auto Drain Coalescing Filters

0158	Description	Micron
MD1-FC050	No Indicator	0.01
MD1-FC150	No Indicator	1
MD1-FC051	With Indicator	0.01
MD1-FC151	With Indicator	1
Tech Sheet 60167		

AIR PREPARATION

Series MD, Modular Lubricator

Working Temperature:
-5°C to +50°C

Maximum Working Pressure:
16 bar

Lubricator

0158
MD1-L00
Tech Sheet 60169

Series MD, Modular Valves

3/2 Lockable Isolation Valves

0158	Description
MD1-V36	Pneumatic Control
MD1-V01	Lockable Manual Control
Tech Sheet 60171	

Soft Start Valve

0158
MD1-AV
Tech Sheet 60172

Series MD modular products are listed with blank ports. This enables versatility with the product and can be fitted with either threaded or tube fitting cartridges.

Series MD, Modular Take-off Blocks

Block, 4 Outlets, BSPP

0158	Outlet
MD1-B00	1/8"
Tech Sheet 60173	

Cartridge, 2 Outlets, BSPP

0158	Outlet
MD1-B	1/8"
Tech Sheet 60174	

Series MD, Porting Cartridges

Porting cartridges can be used on all Series MD module equipment, offering versatility.

Joining Cartridge

0158
MD1-C
Tech Sheet 60175

Threaded, BSPP

0158	Thread
MD1-A-1/8	1/8"
MD1-A-1/4	1/4"
MD1-A-3/8	3/8"
Tech Sheet 60175	

Push Fit

0158	OD mm
MD1-A-6	6
MD1-A-8	8
MD1-A-10	10
Tech Sheet 60175	

Series MD, Mounting Bracket

Other mounting types available.



Rear Mounting Bracket

0158
MD1-ST/1
Tech Sheet 60176

AIR PREPARATION EQUIPMENT

Filter Regulator + Lubricator

Parker's P3L Lite combination kit is a configure two-piece unit consisting of a filter regulator and mist-style lubricator.
The P3L combination kit provides accurate pressure regulation, high moisture removal efficienc , and proportional oil delivery over a wide range of air flows

Working Temperature: 0°C to +50°C

Maximum Working Pressure: 10 bar

P3L Lite FRL Combination Kit

0677	Thread	Drain Type
P3LCA12PESNGLNW	1/4"	Semi-auto
Tech Sheet 68749		

Filter Regulator

P3L Lite Particulate Filter Regulator

0677	Thread	Drain Type
P3LEA12EPSBNNP	1/4"	Semi-auto
Tech Sheet 68749		

Regulator

Parker's P3LR is a lightweight pressure regulator with an unbalanced poppet design, offering good response and accurate pressure regulation. For low flow an space-restricted applications, this product can provide a solution that does not sacrifice performance. The P3LR can also be mounted using a modular connector, limited to two other P3L air preparation product units. The various options available, such as pressure gauge, relieving and non-relieving, pressure range, preset pressures and tamper-proof options, make this series easy to design to your application.
Flow rates up to 12.8dm³/s.

P3L Lite Regulator

0677	Thread	Material
P3LRA12BNNP	1/4"	Polymer
P3LRX12BNNP	1/4"	Brass
Tech Sheet 68748		

Filter

Parker's P3LF is a lightweight particulate filter tha delivers high moisture removal in a compact package. The P3LF is used for the removal of solid particle contaminants down to 5 micron and the separation of bulk liquids.

This type of filter is generally used in industrial applications where liquid water, oil, and harmful dirt particles must be removed from the compressed air system.

For specific flow and space restricte applications, this product can provide a solution that does not sacrifice performance

Maximum Working Pressure: 150 bar

P3L Lite Particulate Filter

0677	Thread	Drain Type
P3LFA12EPSN	1/4"	Pulse
Tech Sheet 68750		

Coalescing Filter

Parker's P3LF, a lightweight coalescing filte , is designed to remove liquid aerosols, water, oil and sub-micron particulate matter from your pneumatic system. These filters will provide oil-free air for severa demanding applications.

The P3LF is specifically designed fo the removal of solid particles, water and oil aerosols down to 0.01 micron.

P3L Lite Coalescing Filter

0677	Thread	Drain Type
P3LFA12CPPN	1/4"	Manual
Tech Sheet 68751		

Adsorber Filter

P3L Lite Adsorber Filter

0677	Thread	Drain Type
P3LFA12APPN	1/4"	Manual
Tech Sheet 68752		

Lubricator

The P3LL is a lightweight lubricator that injects a mist of oil into the flowing air stream to automatically provide the correct amount of internal lubrication for air tools and other pneumatic devices.

This type of lubricator can be precisely adjusted to avery low oil flow rate because only a portion of the oil drops seen in the sight dome travels downstream. Proportional oil is delivered over a wide range of air flows and a precision needle valve assures repeatable oil delivery. A slight adjustment can provide a desired mist rate.

This unit is ideal for low and high flow applications that demand uniform lubrication in a robust package. ISO/ASTM VG32 oil is suggested for lubrication and will allow the product to perform at peak performance. Do not use oils with additives, compounded oils containing solvents, graphite, detergents or synthetic oils.

P3L Lite Lubricator

0677	Thread
P3LLA12LPNN	1/4"
Tech Sheet 68753	

Accessories

P3L Lite Accessories

0677	Description
P3LKA00MR	Neck Mounting Bracket
P3LKA00MW	Mounting Bracket for P3LFA or P3LLA
P3LKA00MP	Plastic Panel Mount Nut
P3LKA00MM	Aluminium Panel Mount Nut
P3LMA12020C	Manifold Block
P3LKA00CB1	Connector Kit, FR or R to F or L
P3LKA00CB2	Connector Kit, FR or R to M to F or L
P3LKA00CB3	Connector Kit, FR or R to F to F
P3LKA00CB4	Connector Kit, F to F or L

AIR PREPARATION

Airplus Service Units

Size 1 FRL Air Service Units, BSPP

0110	Thread	Range
GT171BHH	1/4"	0-12

Size 3 FRL Air Service Units, BSPP

0110	Thread	Drain
GT173BHH	1/2"	Semi
GT173BHHS	1/2"	Auto

Size 2 FRL Air Service Units, BSPP

0110	Thread	Drain
GN172AHHS	1/4"	Semi
GT172BHH	3/8"	Semi
GT172BHHS	3/8"	Auto

Size 4 FRL Air Service Units, BSPP

0110	Thread	Drain
GN174BHHS	1"	Auto

Airplus Filter/Regulators

Size 1 Filter/Regulator, BSPP

0110	Thread	Pressure Range Bar
N171AEBD	1/8"	0-12
T171BEBD	1/4"	0-12

Size 2 Filter/Regulator

0110	Thread	Pressure Range Bar
T172BEBD	3/8"	0-12

Size 3 Filter/Regulator

0110	Thread	Pressure Range Bar
T173BEBD	1/2"	0-12

Size 4 Filter/Regulator

0110	Thread	Pressure Range Bar
N174BEBD	1"	0-12

Airplus Filter/Regulators Complete with Pressure Gauge

Size 1 Filter/Regulator

0110	Thread	Pressure Range Bar
N171AEMBD	1/8"	0-12
T171BEMBD	1/4"	0-12

Size 2 Filter/Regulator

0110	Thread	Pressure Range Bar
T172BEMBB	3/8"	0-4
T172BEMBD	3/8"	0-12

Size 3 Filter/Regulator

0110	Thread	Pressure Range Bar
T173BEMBD	1/2"	0-12

Size 4 Filter Regulator

0110	Thread	Pressure Range Bar
N174BEMBD	1"	0-12

AIR PREPARATION

Airplus Filter/Regulators Complete with Pressure Switch

Size 1 Filter/Regulator

0110	Thread	Pressure Range Bar
N171AEPBDA	1/8"	0-12

Size 2 Filter/Regulator

0110	Thread	Pressure Range Bar
T172BEPBDA	3/8"	0-12

Size 3 Filter/Regulator

0110	Thread	Pressure Range Bar
T173BEPBDA	1/2"	0-12

Size 4 Filter/Regulator

0110	Thread	Pressure Range Bar
N174BEPBDA	1"	0-12

Accessories

Pressure Switch Connecting Cables

0110	Description
MCH1	M8 Cable 3 Wires, 2.5 Metres

Airplus Regulators Complete with Pressure Gauge

Size 1 Regulator, BSPP

0110	Thread	Pressure Range Bar
T171BRMA	1/4"	0-2
T171BRMB	1/4"	0-4
T171BRMC	1/4"	0-8
T171BRMD	1/4"	0-12

Size 2 Regulator, BSPP

0110	Thread	Pressure Range Bar
T172BRMA	3/8"	0-2
T172BRMB	3/8"	0-4
T172BRMC	3/8"	0-8
T172BRMD	3/8"	0-12

Size 3 Regulator, BSPP

0110	Thread	Pressure Range Bar
T173BRMA	1/2"	0-2
T173BRMC	1/2"	0-8
T173BRMD	1/2"	0-12

Size 4 Regulator, BSPP

0110	Thread	Pressure Range Bar
N174BRMA	1"	0-2
N174BRMD	1"	0-12

Airplus Lubricators

Size 1 Lubricator, BSPP

0110	Thread
T171BL	1/4"

Size 2 Lubricator, BSPP

0110	Thread
T172BL	3/8"

Size 3 Lubricator, BSPP

0110	Thread
T173BL	1/2"

Size 4 Lubricator, BSPP

0110	Thread
N174BL	1"

AIR PREPARATION

Airplus Filters

Size 1 Filter, BSPP

0110	Thread
T171BFB	1/4"

Size 2 Filter, BSPP

0110	Thread
T172BFB	3/8"

Size 3 Filter, BSPP

0110	Thread
T173BFB	1/2"

Airplus Valves

Manual Shut-off Valves, BSPP

0110	Thread	Size
T171BVL	1/4"	1
T172BVL	3/8"	2
T173BVL	1/2"	3

High/Low Pressure Devices

High/Low Solenoid Pressure Device - 1/8"

0110	Description
900.18.8E	Solenoid Hi-Lo Pressure Device

Airplus Valves

Electric Sol Shut Off Valves, BSPP

0110	Thread	Size
T171BVEB2	1/4"	1
T172BVEB2	3/8"	2
T173BVEB2	1/2"	3

Soft Start Valves, BSPP

0110	Thread	Size
T172BAP	3/8"	2

Manifolds, BSPP

0110	Thread	Size
T171BPA	1/4"	1

Pressure Switches, BSPP

0110	Thread	Size
T171BPP	1/4"	1

Airplus Accessories

Airplus X Coupling Flange Size 1-4

0110	Size
T171X	1
T172X	2

Airplus Y Coupling Flange Range Size 1-4

0110	Size
T171Y	1
T173Y	3

Airplus Fixing Bracket Size 1-3

0110	Size
T17150	1
T17250	2 & 3

MB Type 22mm Coils

0110	Voltage
MB4	12V DC
MB5	24V DC
MB9	24V DC (2 watt)
MB56	24V AC
MB57	110V AC
MB58	220V DC

305 22mm Coil Caps

0110	Voltage
305.11.00	No LED
305.11.01L	24V DC LED
305.11.02L	110V AC LED
305.11.03L	240V AC LED

AIR SERVICE UNITS

Filter/Regulator + Lubricator

PCL's FRL range includes combination units with 1/4" and 1/2" inlet ports. Adding a PCL Air Treatment unit into an air line efficiently filters to 10 microns. Products featur polycarbonate bowls, allowing the user to easily monitor the element's condition and the collected liquid's level. The bowl is surrounded with protective metal as a safety measure to protect the user in case of excessive pressures, temperatures, or aggressive chemicals.

Features

- Selectable manual/semi-automatic drain
- Polycarbonate bowl
- Locking device
- 10 micron filte
- Complete with wall bracket and pressure gauge

Regulators

7000	Port Thread (BSPP)	Regulating Pressure	Max Inlet (bar)	Flow @ 6 (bar)
ATR6	1/4"	0-10	12	1,700 l/min
ATR12	1/2"	0-12	16	6,000 l/min

Filters

7000	Drain	Port Thread (BSPP)	Filtration Micron	Max Inlet (bar)	Flow@ 6 (bar)
ATF6	Manual/Semi-automatic	1/4"	10	12	2,100 l/min
ATF12	Manual/Semi-automatic	1/2"	10	16	6,000 l/min

Lubricators

7000	Port Thread (BSPP)	Max Inlet (bar)	Flow @ 6 (bar)
ATL6	1/4"	12	2,200 l/min
ATL12	1/2"	16	6,000 l/min

Filter/Regulator, BSPP

7000	Thread (BSPP)	Max Inlet (bar)	Flow @ 6 (bar)
ATC6	1/4"	12	1,800 l/min
ATC12	1/2"	16	5,000 l/min
Tech Sheet 60545			

Filter/Regulator + Lubricator, BSPP

7000	Thread (BSPP)	Max Inlet (bar)	Flow @ 6 (bar)
ATCFRL6	1/4"	12	1,800 l/min
ATCFRL12	1/2"	16	5,000 l/min
Tech Sheet 60545			

MINIATURE, HIGH PRECISION REGULATORS

Universal Pressure Control Valves

Relieving, BSPP

0113	Thread	Pressure Range Bar
48.250.00.10.00	1/8"	0-1
48.250.00.50.00	1/8"	0-5
Tech Sheet 172		

Non Relieving, BSPP

0113	Thread	Pressure Range Bar
48.250.00.10.10	1/8"	0-1
48.250.00.50.10	1/8"	0-5
Tech Sheet 172		

Panel Mount Pressure Regulators

Relieving, BSPP

0113	Thread	Pressure Range Bar
50.780.00.10.00	1/8"	0-1
50.780.00.25.00	1/8"	0-2.5
50.780.00.80.00	1/8"	0-8
Tech Sheet 173		

Non Relieving, BSPP

0113	Thread	Pressure Range Bar
50.780.00.10.10	1/8"	0-1
Tech Sheet 173		

Miniature Pressure Regulators

- Panel mountable

Relieving, Metric

0113	Thread	Pressure Range Bar
50.880.00.40.00	M5	0-4
Tech Sheet 174		

REGULATORS

SaveAir Regulator

1/4" BSPP

0093	Set Pressure Bar
231A0210	1
231A0220	2
231A0230	3
231A0240	4
231A0250	5
231A0260	6
231A0270	7
231A0280	8
Tech Sheet 1347	

ToolReg

Male/Female

Female/Female

1/4" BSPP

0093	Inlet	Outlet	Set Pressure Bar
232A0220	Female	Female	2
232F0220	Male	Female	2
232A0230	Female	Female	3
232F0230	Male	Female	3
232A0240	Female	Female	4
232F0240	Male	Female	4
232A0260	Female	Female	6
232F0260	Male	Female	6
232A0270	Female	Female	7
232A0280	Female	Female	8
232F0280	Male	Female	8
Tech Sheet 1349			

3/8" BSPP

0093	Inlet	Outlet	Set Pressure Bar
232A0340	Female	Female	4
232A0360	Female	Female	6
232A0380	Female	Female	8
Tech Sheet 1349			

PRESSURE BOOSTERS

Air Pressure Booster

The air-to-air pressure multiplier, or booster, is an automatic device that compresses air to give an outlet pressure that is double the inlet pressure. It is normally used to locally intensify the input pressure of one or more actuators. As it is entirely pneumatic it can be used when electric devices are not recommended. The booster can be supplied with or without a pressure regulator.

It is fitted with check valves that maintain the outlet pressure even when the supply of compressed air is switched off. This means it is necessary to interrupt the supply and relieve the circuit before intervening on the device in any way. It is advisable to install a tank after the booster to prevent fluctuations in outlet pressure.

Technical Data

		Booster Ø40	Booster Ø40 with regulator	Booster Ø63	Booster Ø63 with regulator
Bore		Ø 40		Ø 63	
Fluid		Filtered unlubricated compressed air. Lubrication, if used, must be continuous.			
Threaded port		G1/8		G3/8	
Inlet pressure	**MPa**	0.2-1			
	bar	2-10			
	psi	29-145			
Outlet pressure	**MPa**	Maximum 2	Maximum 1.6 (regulated)	Maximum 2	Maximum 1.6 (regulated)
	bar	Maximum 20	Maximum 16 (regulated)	Maximum 20	Maximum 16 (regulated)
	psi	Maximum 290	Maximum 232 (regulated)	Maximum 290	Maximum 232 (regulated)
Operating temperature	**°C**	-10° to +60°	-10° to +50°	-10° to +60°	
	°F	+14° to +140°	+14° to +122°	+14° to +140°	
Weight	**gr**	1.380	1.600	4.240	5.350
Mounting		Wall or panel			
Installation		In any position			

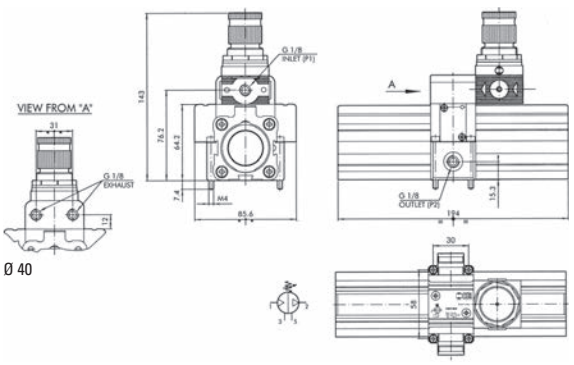

Ø 40

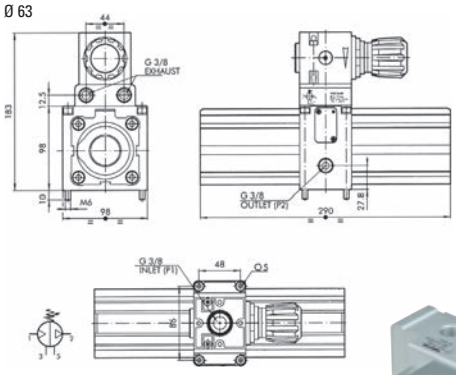

Ø 63



Without Regulator

9146	Description
9002100	40mm Diameter Booster, 1:2 Ratio
9002300	63mm Diameter Booster, 1:2 Ratio

Air Regulators



To suit Air Pressure Multiplier (Booster)

9193	Description
9002180	40mm Regulator Unit
9002380	63mm Regulator Unit

PRESSURE BOOSTERS

Pressure Boosters

40mm complete with Regulator, BSPP

0110	Thread
1740.50.NR	1/8"

63mm complete with Regulator, BSPP

0110	Thread
1763.80.NR	3/8"

100mm complete with Regulator, BSPP

0110	Thread
17100.125.NR	1/2"

P+ Pressure Booster 40mm 0-20 bar complete with Gauges

0110	Thread
MDPT40.2R.A	1/4"

P+ Pressure Booster Mounting Bracket

0110	Description
T1740.01	Mounting for P+ 40mm Booster

Mounting Bracket 40/63/100mm

0110	To Suit
1740.02	40mm
1763.03	63mm
17100.04	100mm

VACUUM TECHNOLOGY - SUCTION CUPS

Index

VB Series - Single Bellows Page 708

- Single-bellow suction cup
- Diameter range: Ø5 to 150
- Material selection: NBR, silicone, conductive silicone, urethane, polyurethane

VB-M Series (Direct Fitting Bellows) Page 715

- Single-bellow suction cup for direct fittin
- Diameter range: Ø20 to 50
- Material selection: NBR, silicone, conductive silicone, urethane

VBU Series - Double Bellow Page 718

- Bellows and universal suction cup
- Diameter range: Ø35 to 55
- Material selection: NBR, silicone, polyurethane

VBX Series - Double Bellow Page 719

- Bellows and cross groove suction cup
- Diameter range: Ø35 to 55
- Material selection: polyurethane

VBL Series - Long Multi Bellow Page 723

- Long multi-bellow suction cup
- Diameter range: Ø15 to 50
- Material selection: NBR, silicone, conductive silicone, urethane

BL5040 - Long Multi Bellow Page 724

- Dual lip structure suction cup
- Diameter range: Ø50
- Material selection: NBR, silicone

VOU Series - Oval Universal Page 727

- Oval universal suction cup
- Diameter range: Ø4 x 10 to Ø20 x 60
- Material selection: NBR, silicone, conductive silicone, urethane

VOBL Series - Oval Bellow Page 728

- Long multi bellows and oval suction cup
- Diameter range: Ø35 x 90
- Material selection: NBR, silicone, conductive silicone

VU Series - Universal Page 731

- Universal suction cup
- Diameter range: Ø1.5 to 80
- Material selection: NBR, silicone, conductive silicone, urethane

VF & LF Series - Flat Page 736

- Flat suction cup
- Diameter range: Ø15 to 300
- Material selection: NBR, silicone, conductive silicone, urethane, polyurethane

VFC Series - Deep Page 737

- Flat curved suction cup
- Diameter range: Ø50 to 100
- Material selection: NBR, silicone, conductive silicone, urethane, polyurethane

FF Series - Flat, Mark Free Page 740

- Mark free and flat suction cu
- Diameter range: Ø10 to 30
- Material selection: NBR, silicone, conductive silicone, urethane

VD Series - Deep Page 742w

- Deep suction cup
- Diameter range: Ø30 to 90
- Material selection: NBR, silicone, conductive silicone, urethane, polyurethane

Specials Available on request

- Bellows flat suction cu
- Diameter range: Ø25 to 100
- Material selection: NBR, silicone, polyurethane
- Suction cups, foam rubber
- Suction cups, special flat/bellow

SUCTION CUPS – SINGLE BELLOWS

Features & Strengths
- Compensating for a difference in level
- Various materials for a wide range of applications

Advantages
- Particularly good for use on curved surfaces and for separating thin sheets of material in stacks.
- The bellows cup is very good at compensating for a degree of difference in level and curvature of the work piece.

Examples of Use
- Cardboards
- Packaging materials
- Thin film sheets
- Veneer sheets
- Plastic sheets

VB Series

5mm, Cup Only

Dimensions

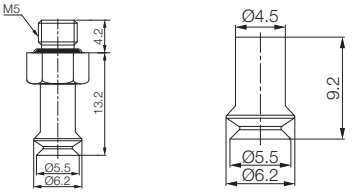

With M5M fitting | Cup only

9205	Material	Colour	Temperature	Hardness
VB5-N	Nitrile	Black	-20°C-110°C	60
VB5-S	Silicone	Red	-70°C-200°C	55
VB5-WS	White Silicone	Translucent White	-70°C-200°C	55
VB5-WS-FDA	White Silicone (FDA)	Translucent White	-70°C-200°C	55
VB5-CS	Conductive Silicone	Smoky Black	-45°C-90°C	70
VB5-U	Urethane	Dark Green	0°C-100°C	60
VB5-A	Mark Free	Black	-10°C-100°C	75
		Tech Sheet 71773		

6mm, Cup Only

Dimensions

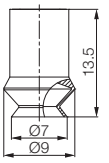

Cup only

9205	Material	Colour	Temperature	Hardness
VB6X-N	Nitrile	Black	-20°C-110°C	60
VB6X-S	Silicone	Red	-70°C-200°C	55
VB6X-WS	White Silicone	Translucent White	-70°C-200°C	55
VB6X-WS-FDA	White Silicone (FDA)	Translucent White	-70°C-200°C	55
VB6X-CS	Conductive Silicone	Smoky Black	-45°C-90°C	70
VB6X-U	Urethane	Dark Green	0°C-100°C	60
VB6X-A	Mark Free	Black	-10°C-100°C	75
		Tech Sheet 71773		

8mm, Cup Only

Dimensions

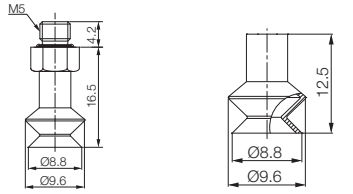

With M5M fitting | Cup only

9205	Material	Colour	Temperature	Hardness
VB8X-N	Nitrile	Black	-20°C-110°C	60
VB8X-S	Silicone	Red	-70°C-200°C	55
VB8X-WS	White Silicone	Translucent White	-70°C-200°C	55
VB8X-WS-FDA	White Silicone (FDA)	Translucent White	-70°C-200°C	55
VB8X-CS	Conductive Silicone	Smoky Black	-45°C-90°C	70
VB8X-U	Urethane	Dark Green	0°C-100°C	60
VB8X-A	Mark Free	Black	-10°C-100°C	75
		Tech Sheet 71773		

SUCTION CUPS – SINGLE BELLOWS

Features & Strengths
- Compensating for a difference in level
- Various materials for a wide range of applications

Advantages
- Particularly good for use on curved surfaces and for separating thin sheets of material in stacks.
- The bellows cup is very good at compensating for a degree of difference in level and curvature of the work piece.

Examples of Use
- Cardboards
- Packaging materials
- Thin film sheets
- Veneer sheets
- Plastic sheets

VB Series

10mm, Cup Only

9204	Material	Colour	Temperature	Hardness
VB10-N	Nitrile	Black	-20°C-110°C	60
VB10-S	Silicone	Red	-70°C-200°C	55
VB10-WS	White Silicone	Translucent White	-70°C-200°C	55
VB10-WS-FDA	White Silicone (FDA)	Translucent White	-70°C-200°C	55
VB10-CS	Conductive Silicone	Smoky Black	-45°C-90°C	70
VB10-U	Urethane	Dark Green	0°C-100°C	60
VB10-A	Mark Free	Black	-10°C-100°C	75
		Tech Sheet 71773		

Dimensions

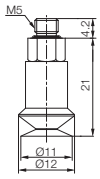

With M5M fitting

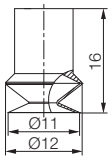

Cup only

12mm, Cup Only

9204	Material	Colour	Temperature	Hardness
VB12-N	Nitrile	Black	-20°C-110°C	60
VB12-S	Silicone	Red	-70°C-200°C	55
VB12-WS	White Silicone	Translucent White	-70°C-200°C	55
VB12-WS-FDA	White Silicone (FDA)	Translucent White	-70°C-200°C	55
VB12-CS	Conductive Silicone	Smoky Black	-45°C-90°C	70
VB12-U	Urethane	Dark Green	0°C-100°C	60
VB12-A	Mark Free	Black	-10°C-100°C	75
		Tech Sheet 71773		

Dimensions

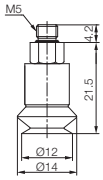

With M5M fitting

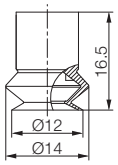

Cup only

15mm, Cup Only

9204	Material	Colour	Temperature	Hardness
VB15-N	Nitrile	Black	-20°C-110°C	60
VB15-S	Silicone	Red	-70°C-200°C	55
VB15-WS	White Silicone	Translucent White	-70°C-200°C	55
VB15-WS-FDA	White Silicone (FDA)	Translucent White	-70°C-200°C	55
VB15-CS	Conductive Silicone	Smoky Black	-45°C-90°C	70
VB15-U	Urethane	Dark Green	0°C-100°C	60
VB15-A	Mark Free	Black	-10°C-100°C	75
VB15-PU	Polyurethane	Translucent Orange	0°C-60°C	60
		Tech Sheet 71773		

Dimensions

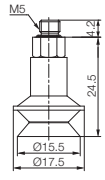

With M5M fitting

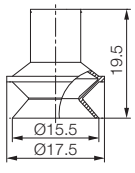

Cup only

SUCTION CUPS – SINGLE BELLOWS

Features & Strengths
- Compensating for a difference in level
- Various materials for a wide range of applications

Advantages
- Particularly good for use on curved surfaces and for separating thin sheets of material in stacks.
- The bellows cup is very good at compensating for a degree of difference in level and curvature of the work piece.

Examples of Use
- Cardboards
- Packaging materials
- Thin film sheets
- Veneer sheets
- Plastic sheets

VB Series

Dimensions

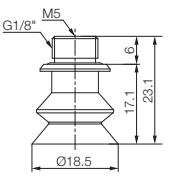

With M518MF fitting

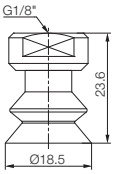

With 18F fitting

17mm, Cup Only

9205	Material	Colour	Temperature	Hardness
VB17-N	Nitrile	Black	-20°C-110°C	60
VB17-S	Silicone	Red	-70°C-200°C	55
VB17-WS	White Silicone	Translucent White	-70°C-200°C	55
VB17-WS-FDA	White Silicone (FDA)	Translucent White	-70°C-200°C	55
VB17-CS	Conductive Silicone	Smoky Black	-45°C-90°C	70
VB17-U	Urethane	Dark Green	0°C-100°C	60
VB17-A	Mark Free	Black	-10°C-100°C	75
		Tech Sheet 71773		

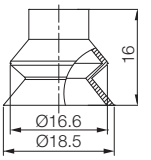

Cup only

Dimensions

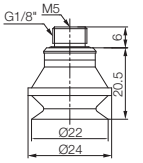

With M518MF fitting

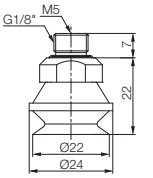

With M518MFB fitting

20mm, Cup Only

9205	Material	Colour	Temperature	Hardness
VB20-N	Nitrile	Black	-20°C-110°C	60
VB20-S	Silicone	Red	-70°C-200°C	55
VB20-WS	White Silicone	Translucent White	-70°C-200°C	55
VB20-WS-FDA	White Silicone (FDA)	Translucent White	-70°C-200°C	55
VB20-CS	Conductive Silicone	Smoky Black	-45°C-90°C	70
VB20-U	Urethane	Dark Green	0°C-100°C	60
VB20-PU	Polyurethane	Translucent Orange	0°C-60°C	60
		Tech Sheet 71773		

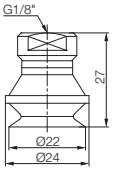

With 18F fitting

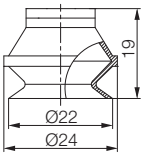

Cup only

SUCTION CUPS – SINGLE BELLOWS

Features & Strengths
- Compensating for a difference in level
- Various materials for a wide range of applications

Advantages
- Particularly good for use on curved surfaces and for separating thin sheets of material in stacks.
- The bellows cup is very good at compensating for a degree of difference in level and curvature of the work piece.

Examples of Use
- Cardboards
- Packaging materials
- Thin film sheets
- Veneer sheets
- Plastic sheets

VB Series

30mm, Cup Only

9204	Material	Colour	Temperature	Hardness
VB30-N	Nitrile	Black	-20°C-110°C	60
VB30-S	Silicone	Red	-70°C-200°C	55
VB30-WS	White Silicone	Translucent White	-70°C-200°C	55
VB30-WS-FDA	White Silicone (FDA)	Translucent White	-70°C-200°C	55
VB30-CS	Conductive Silicone	Smoky Black	-45°C-90°C	70
VB30-U	Urethane	Dark Green	0°C-100°C	60
VB30-A	Mark Free	Black	-10°C-100°C	75
VB30-PU	Polyurethane	Translucent Orange	0°C-60°C	60
		Tech Sheet 71773		

Dimensions

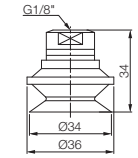

With 18F fitting

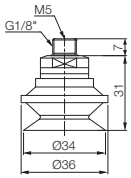

With M518MF fitting

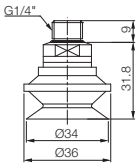

With 14M fitting

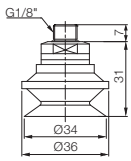

With 18M fitting

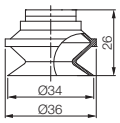

Cup only

40mm, Cup Only

9204	Material	Colour	Temperature	Hardness
VB40-N	Nitrile	Black	-20°C-110°C	60
VB40-S	Silicone	Red	-70°C-200°C	55
VB40-WS	White Silicone	Translucent White	-70°C-200°C	55
VB40-WS-FDA	White Silicone (FDA)	Translucent White	-70°C-200°C	55
VB40-CS	Conductive Silicone	Smoky Black	-45°C-90°C	70
VB40-U	Urethane	Dark Green	0°C-100°C	60
VB40-A	Mark Free	Black	-10°C-100°C	75
VB40-PU	Polyurethane	Translucent Orange	0°C-60°C	60
		Tech Sheet 71773		

Dimensions

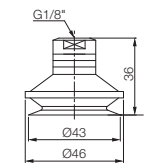

With 18F fitting

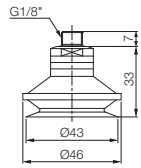

With 18M fitting

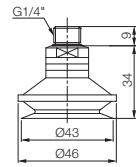

With 14M fitting

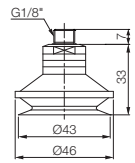

With 18M fitting

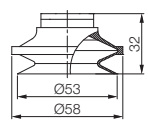

Cup only

SUCTION CUPS – SINGLE BELLOWS

Features & Strengths
- Compensating for a difference in level
- Various materials for a wide range of applications

Advantages
- Particularly good for use on curved surfaces and for separating thin sheets of material in stacks.
- The bellows cup is very good at compensating for a degree of difference in level and curvature of the work piece.

Examples of Use
- Cardboards
- Packaging materials
- Thin film sheets
- Veneer sheets
- Plastic sheets

VB Series

50mm, Cup Only

9204	Material	Colour	Temperature	Hardness
VB50-N	Nitrile	Black	-20°C-110°C	60
VB50-S	Silicone	Red	-70°C-200°C	55
VB50-WS	White Silicone	Translucent White	-70°C-200°C	55
VB50-WS-FDA	White Silicone FDA	Translucent White	-70°C-200°C	55
VB50-CS	Conductive Silicone	Smoky Black	-45°C-90°C	70
VB50-U	Urethane	Dark Green	0°C-100°C	60
VB50-A	Mark Free	Black	-10°C-100°C	75
VB50-PU	Polyurethane	Translucent Orange	0°C-60°C	60
		Tech Sheet 71773		

Dimensions

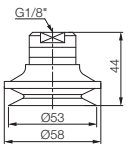

With 18F fitting

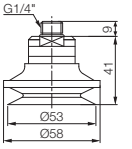

With 14M fitting

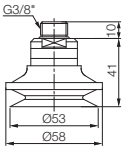

With 38M fitting

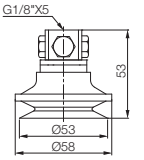

With 18x5F fitting

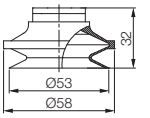

Cup only

75mm, Cup Only

9204	Material	Colour	Temperature	Hardness
VB75-N	Nitrile	Black	-20°C-110°C	60
VB75-S	Silicone	Red	-70°C-200°C	55
VB75-WS	White Silicone	Translucent White	-70°C-200°C	55
VB75-WS-FDA	White Silicone FDA	Translucent White	-70°C-200°C	55
VB75-CS	Conductive Silicone	Smoky Black	-45°C-90°C	70
VB75-U	Urethane	Dark Green	0°C-100°C	60
VB75-A	Mark Free	Black	-10°C-100°C	75
VB75-PU	Polyurethane	Translucent Orange	0°C-60°C	60
		Tech Sheet 71773		

Dimensions

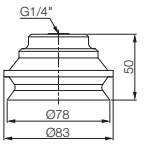

With 14F fitting

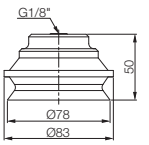

With 18F fitting

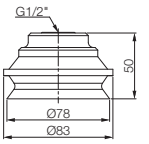

With 12F fitting

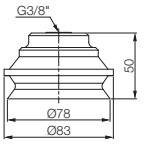

With 38F fitting

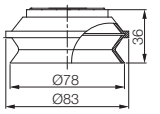

Cup only

SUCTION CUPS – SINGLE BELLOWS

Features & Strengths
- Compensating for a difference in level
- Various materials for a wide range of applications

Advantages
- Particularly good for use on curved surfaces and for separating thin sheets of material in stacks.
- The bellows cup is very good at compensating for a degree of difference in level and curvature of the work piece.

Examples of Use
- Cardboards
- Packaging materials
- Thin film sheets
- Veneer sheets
- Plastic sheets

VB Series

75mm with Large Cleats, Cup Only

9204	Material	Colour	Temperature	Hardness
VB75B-N	Nitrile	Black	-20°C-110°C	60
VB75B-S	Silicone	Red	-70°C-200°C	55
VB75B-WS	White Silicone	Translucent White	-70°C-200°C	55
VB75B-WS-FDA	White Silicone FDA	Translucent White	-70°C-200°C	55
VB75B-CS	Conductive Silicone	Smoky Black	-45°C-90°C	70
VB75B-U	Urethane	Dark Green	0°C-100°C	60
VB75B-A	Mark Free	Black	-10°C-100°C	75
		Tech Sheet 71773		

Dimensions

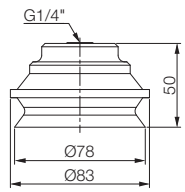

With 14F fitting

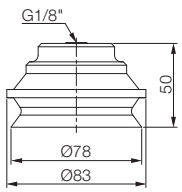

With 18F fitting

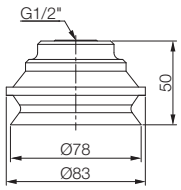

With 12F fitting

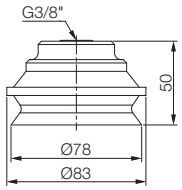

With 38F fitting

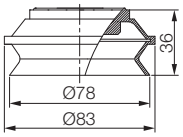

Cup only

110mm, Cup Only

9204	Material	Colour	Temperature	Hardness
VB110-N	Nitrile	Black	-20°C-110°C	60
VB110-S	Silicone	Red	-70°C-200°C	55
VB110-WS	White Silicone	Translucent White	-70°C-200°C	55
VB110-WS-FDA	White Silicone FDA	Translucent White	-70°C-200°C	55
VB110-CS	Conductive Silicone	Smoky Black	-45°C-90°C	70
VB110-U	Urethane	Dark Green	0°C-100°C	60
VB110-A	Mark Free	Black	-10°C-100°C	75
		Tech Sheet 71773		

Dimensions

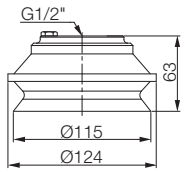

With 12F fitting

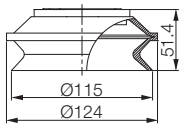

Cup only

SUCTION CUPS – SINGLE BELLOWS

Features & Strengths
- Compensating for a difference in level
- Various materials for a wide range of applications

Advantages
- Particularly good for use on curved surfaces and for separating thin sheets of material in stacks.
- The bellows cup is very good at compensating for a degree of difference in level and curvature of the work piece.

Examples of Use
- Cardboards
- Packaging materials
- Thin film sheets
- Veneer sheets
- Plastic sheets

VB Series

110mm with Large Cleats, Cup Only

9204	Material	Colour	Temperature	Hardness
VB110B-N	Nitrile	Black	-20°C-110°C	60
VB110B-S	Silicone	Red	-70°C-200°C	55
VB110B-WS	White Silicone	Translucent White	-70°C-200°C	55
VB110B-WS-FDA	White Silicone FDA	Translucent White	-70°C-200°C	55
VB110B-CS	Conductive Silicone	Smoky Black	-45°C-90°C	70
VB110B-U	Urethane	Dark Green	0°C-100°C	60
VB110B-A	Mark Free	Black	-10°C-100°C	75
		Tech Sheet 71773		

Dimensions

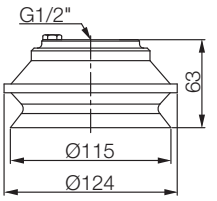

With 12F fitting

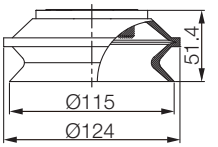

Cup only

150mm, Cup Only

9204	Material	Colour	Temperature	Hardness
VB150-N	Nitrile	Black	-20°C-110°C	60
VB150-S	Silicone	Red	-70°C-200°C	55
VB150-WS	White Silicone	Translucent White	-70°C-200°C	55
VB150-WS-FDA	White Silicone FDA	Translucent White	-70°C-200°C	55
VB150-CS	Conductive Silicone	Smoky Black	-45°C-90°C	70
VB150-U	Urethane	Dark Green	0°C-100°C	60
VB150-A	Mark Free	Black	-10°C-100°C	75
		Tech Sheet 71773		

Dimensions

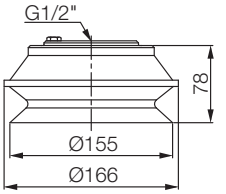

With 12F fitting

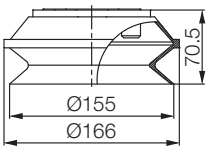

Cup only

Disc Filters

To suit VB Series Cups

9204	Material	To Suit
VTFE-B30	Polyethylene	VB30/30M
VTFE-B40	Polyethylene	VB40
VTFE-B50	Polyethylene	VB50/50M
VTFE-B75	Polyethylene	VB75
VTFE-B110	Polyethylene	VB110
	Tech Sheet 71773	

SUCTION CUPS – DIRECT MOUNT BELLOWS

Features & Strengths
- Compensating for a difference in level
- Various materials for a wide range of applications

Advantages
- Particularly good for use on curved surfaces and for separating thin sheets of material in stacks.
- The bellows cup is very good at compensating for a degree of difference in level and curvature of the work piece.
- Fitted directly onto a piece of pipe, making installation very simple and reducing cup cost

Examples of Use
- Cardboards
- Packaging materials
- Thin film sheets
- Veneer sheets
- Plastic sheets

VB-M Series

30mm with Long Neck, Cup Only

9204	Material	Colour	Temperature	Hardness
VB30M-N	Nitrile	Black	-20°C-110°C	60
VB30M-S	Silicone	Red	-70°C-200°C	55
VB30M-WS	White Silicone	Translucent White	-70°C-200°C	55
VB30M-WS-FDA	White Silicone FDA	Translucent White	-70°C-200°C	55
VB30M-CS	Conductive Silicone	Smoky Black	-45°C-90°C	70
VB30M-U	Urethane	Dark Green	0°C-100°C	60
VB30M-A	Mark Free	Black	-10°C-100°C	75
VB30M-PU	Polyurethane	Translucent Orange	0°C-60°C	60
		Tech Sheet 71774		

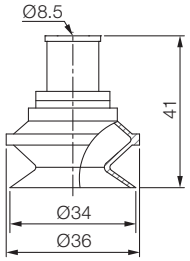

Cup only

50mm with Long Neck, Cup Only

9204	Material	Colour	Temperature	Hardness
VB50M-N	Nitrile	Black	-20°C-110°C	60
VB50M-S	Silicone	Red	-70°C-200°C	55
VB50M-WS	White Silicone	Translucent White	-70°C-200°C	55
VB50M-WS-FDA	White Silicone FDA	Translucent White	-70°C-200°C	55
VB50M-CS	Conductive Silicone	Smoky Black	-45°C-90°C	70
VB50M-U	Urethane	Dark Green	0°C-100°C	60
VB50M-A	Mark Free	Black	-10°C-100°C	75
VB50M-PU	Polyurethane	Translucent Orange	0°C-60°C	60
		Tech Sheet 71774		

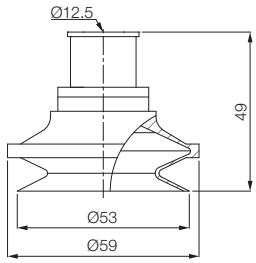

Cup only

Disc Filters

To suit VB-M Series Cups

9204	Material	To Suit
VTFE-B30	Polyethylene	VB30/30M
VTFE-B50	Polyethylene	VB50/50M
	Tech Sheet 71774	

SUCTION CUPS – DOUBLE BELLOWS

Features & Strengths
- Wide cover for increased degree of height compensation
- Excellent for curved products and separating thin sheets in stocks

Advantages
- Particularly good for use on curved surfaces and for separating thin sheets of materials in stacks with long bellows
- Can cope with an increased degree of height compensation and is particularly good for handling fragile objects

Examples of Use
- Convex surface
- Plastic bag
- Metal sheets
- Plywood
- Carton box
- Cement sack

VBU Series

Dimensions

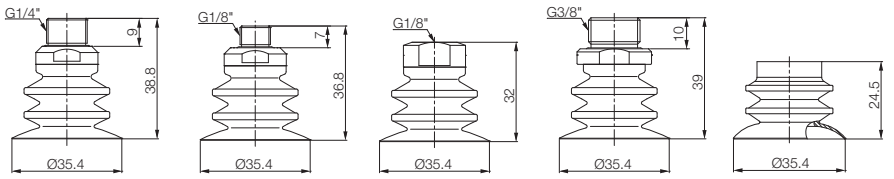

With 14M fitting | With 18M fitting | With 18F fitting | With 38M fitting | Cup only

35mm, Cup Only

9204	Material	Colour	Temperature	Hardness
VBU35-N	Nitrile	Black	-20°C-110°C	60
VBU35-S	Silicone	Red	-70°C-200°C	55
VBU35-WS	White Silicone	Translucent White	-70°C-200°C	55
VBU35-WS-FDA	White Silicone (FDA)	Translucent White	-70°C-200°C	55
VBU35-PU	Polyurethane	Translucent Orange	0°C-60°C	60
		Tech Sheet 71775		

Dimensions

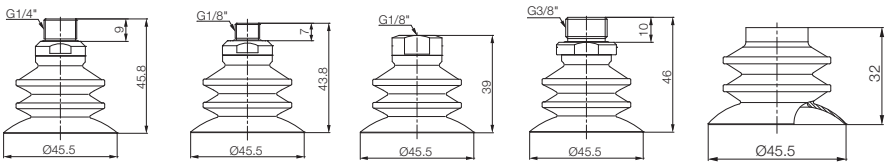

With 14M fitting | With 18M fitting | With 18F fitting | With 38M fitting | Cup only

45mm, Cup Only

9204	Material	Colour	Temperature	Hardness
VBU45-N	Nitrile	Black	-20°C-110°C	60
VBU45-S	Silicone	Red	-70°C-200°C	55
VBU45-WS	White Silicone	Translucent White	-70°C-200°C	55
VBU45-WS-FDA	White Silicone (FDA)	Translucent White	-70°C-200°C	55
VBU45-PU	Polyurethane	Translucent Orange	0°C-60°C	60
		Tech Sheet 71775		

SUCTION CUPS – DOUBLE BELLOWS

Features & Strengths
- Wide cover for increased degree of height compensation
- Excellent for curved products and separating thin sheets in stocks

Advantages
- Particularly good for use on curved surfaces and for separating thin sheets of materials in stacks with long bellows
- Can cope with an increased degree of height compensation and is particularly good for handling fragile objects

Examples of Use
- Convex surface
- Plastic bag
- Metal sheets
- Plywood
- Carton box
- Cement sack

VBU Series

Dimensions

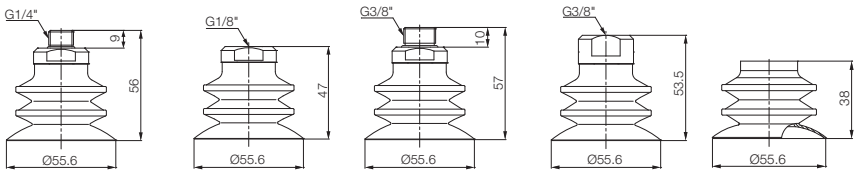

With 14M fitting | With 18F fitting | With 38M fitting | With 38F fitting | Cup only

55mm, Cup Only

9205	Material	Colour	Temperature	Hardness
VBU55-N	Nitrile	Black	-20°C-110°C	60
VBU55-S	Silicone	Red	-70°C-200°C	55
VBU55-WS	White Silicone	Translucent White	-70°C-200°C	55
VBU55-WS-FDA	White Silicone (FDA)	Translucent White	-70°C-200°C	55
VBU55-PU	Polyurethane	Translucent Orange	0°C-60°C	60
		Tech Sheet 71775		

Disc Filters

To suit VBU Series Cups

9204	Material	To Suit
VTFE-BU35	Polyethylene	VBU35
VTFE-BU45	Polyethylene	VBU45
VTFE-BU55	Polyethylene	VBU55
	Tech Sheet 71775	

FT PRO®



For **FT Pro Vacuum Gauges** see page **412**

SUCTION CUPS – BELLOWS & CROSS GROOVE

VBX Series

Dimensions

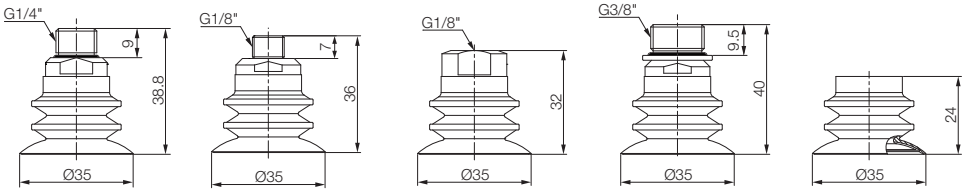

With 14M fitting | With 18M fitting | With 18F fitting | With 38M fitting | Cup only

35mm, Cup Only

9204	Material	Colour	Temperature	Hardness
VBX35-PU	Polyurethane	Translucent Orange	0°C-60°C	60
		Tech Sheet 71776		

Dimensions

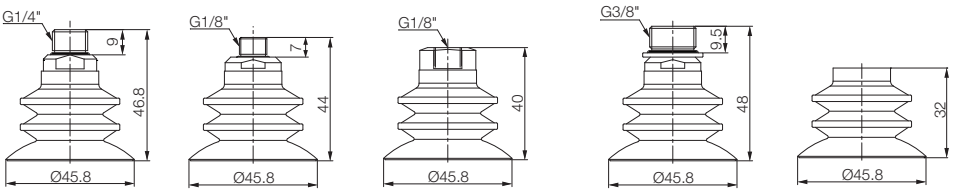

With 14M fitting | With 18M fitting | With 18F fitting | With 38M fitting | Cup only

45mm, Cup Only

9204	Material	Colour	Temperature	Hardness
VBX45-PU	Polyurethane	Translucent Orange	0°C-60°C	60
		Tech Sheet 71776		

Dimensions

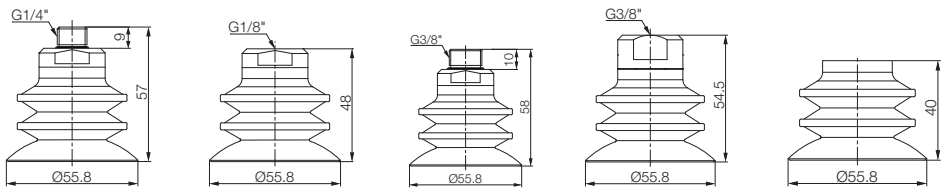

With 14M fitting | With 18F fitting | With 38M fitting | With 38F fitting | Cup only

55mm, Cup Only

9204	Material	Colour	Temperature	Hardness
VBX55-PU	Polyurethane	Translucent Orange	0°C-60°C	60
		Tech Sheet 71776		

Disc Filters

To suit VBX Series

9204	Material	To Suit
VTFE-BX35	Polyethylene	VBX35-PU
VTFE-BX45	Polyethylene	VBX45-PU
VTFE-BX55	Polyethylene	VBX55-PU
	Tech Sheet 71776	

SUCTION CUPS – LONG MULTI BELLOWS

Features & Strengths
- Wide cover for increased degree of height compensation
- Excellent for fragile products

Advantages
- Particularly good for use on curved surfaces and for separating thin sheets of material in stacks with long bellows
- The bellows cup is very good at compensating for a degree of difference in level and curvature of the work piece

Examples of Use
- Fragile objects
- Glass
- Bread
- General food products
- Eggs

VBL Series

10mm, Cup Only

9204	Material	Colour	Temperature	Hardness
VBL10-N	Nitrile	Black	-20°C-110°C	60
VBL10-S	Silicone	Red	-70°C-200°C	55
VBL10-WS	White Silicone	Translucent White	-70°C-200°C	55
VBL10-WS-FDA	White Silicone FDA	Translucent White	-70°C-200°C	55
VBL10-CS	Conductive Silicone	Smoky Black	-45°C-90°C	70
VBL10-U	Urethane	Dark Green	0°C-100°C	60
VBL10-A	Mark Free	Black	-10°C-100°C	75
		Tech Sheet 71777		

15mm, Cup Only

9204	Material	Colour	Temperature	Hardness
VBL15-N	Nitrile	Black	-20°C-110°C	60
VBL15-S	Silicone	Red	-70°C-200°C	55
VBL15-WS	White Silicone	Translucent White	-70°C-200°C	55
VBL15-WS-FDA	White Silicone FDA	Translucent White	-70°C-200°C	55
VBL15-CS	Conductive Silicone	Smoky Black	-45°C-90°C	70
VBL15-U	Urethane	Dark Green	0°C-100°C	60
VBL15-A	Mark Free	Black	-10°C-100°C	75
		Tech Sheet 71777		

Dimensions

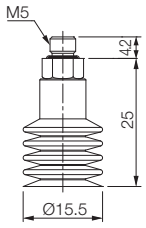

With M5M fitting

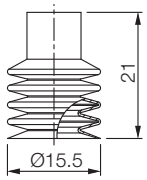

Cup only

SUCTION CUPS – LONG MULTI BELLOWS

Features & Strengths
- Wide cover for increased degree of height compensation
- Excellent for fragile products

Advantages
- Particularly good for use on curved surfaces and for separating thin sheets of material in stacks with long bellows
- The bellows cup is very good at compensating for a degree of difference in level and curvature of the work piece

Examples of Use
- Fragile objects
- Glass
- Bread
- General food products
- Eggs

VBL Series

20mm, Cup Only

9204	Material	Colour	Temperature	Hardness
VBL20-N	Nitrile	Black	-20°C-110°C	60
VBL20-S	Silicone	Red	-70°C-200°C	55
VBL20-WS	White Silicone	Translucent White	-70°C-200°C	55
VBL20-WS-FDA	White Silicone FDA	Translucent White	-70°C-200°C	55
VBL20-CS	Conductive Silicone	Smoky Black	-45°C-90°C	70
VBL20-U	Urethane	Dark Green	0°C-100°C	60
VBL20-A	Mark Free	Black	-10°C-100°C	75
		Tech Sheet 71777		

Dimensions

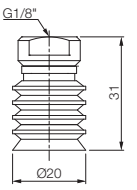

With 18F fitting

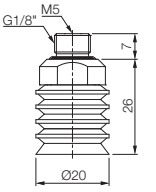

With M518MB fitting

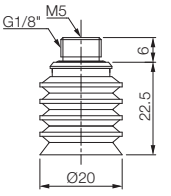

With M518MF fitting

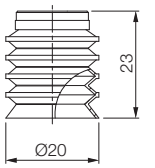

Cup only

30mm, Cup Only

9204	Material	Colour	Temperature	Hardness
VBL30-N	Nitrile	Black	-20°C-110°C	60
VBL30-S	Silicone	Red	-70°C-200°C	55
VBL30-WS	White Silicone	Translucent White	-70°C-200°C	55
VBL30-WS-FDA	White Silicone FDA	Translucent White	-70°C-200°C	55
VBL30-CS	Conductive Silicone	Smoky Black	-45°C-90°C	70
VBL30-U	Urethane	Dark Green	0°C-100°C	60
VBL30-A	Mark Free	Black	-10°C-100°C	75
		Tech Sheet 71777		

Dimensions

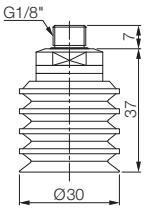

With 18M fitting

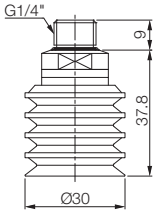

With 14M fitting

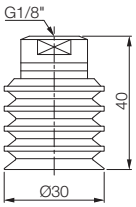

With 18F fitting

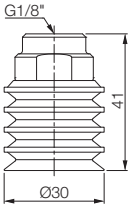

With 18FB fitting

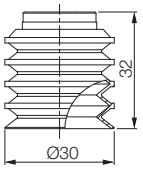

Cup only

SUCTION CUPS – LONG MULTI BELLOWS

Features & Strengths
- Wide cover for increased degree of height compensation
- Excellent for fragile products

Advantages
- Particularly good for use on curved surfaces and for separating thin sheets of material in stacks with long bellows
- The bellows cup is very good at compensating for a degree of difference in level and curvature of the work piece

Examples of Use
- Fragile objects
- Glass
- Bread
- General food products
- Eggs

VBL Series

35mm, with Pipe Mount Neck, Cup Only

9204	Material	Colour	Temperature	Hardness
VBL35M-N	Nitrile	Black	-20°C-110°C	60
VBL35M-S	Silicone	Red	-70°C-200°C	55
VBL35M-WS	White Silicone	Translucent White	-70°C-200°C	55
VBL35M-FDA-30	White Silicone FDA	Translucent White	-70°C-200°C	55
VBL35M-FDA-55	White Silicone FDA	Translucent White	-70°C-200°C	55
VBL35M-CS	Conductive Silicone	Smoky Black	-45°C-90°C	70
VBL35M-U	Urethane	Dark Green	0°C-100°C	60
VBL35M-A	Mark Free	Black	-10°C-100°C	75
Tech Sheet 71777				

Dimensions

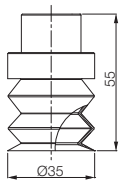

Cup only

40mm, Cup Only

9204	Material	Colour	Temperature	Hardness
VBL40-N	Nitrile	Black	-20°C-110°C	60
VBL40-S	Silicone	Red	-70°C-200°C	55
VBL40-WS	White Silicone	Translucent White	-70°C-200°C	55
VBL40-WS-FDA	White Silicone FDA	Translucent White	-70°C-200°C	55
VBL40-CS	Conductive Silicone	Smoky Black	-45°C-90°C	70
VBL40-U	Urethane	Dark Green	0°C-100°C	60
VBL40-A	Mark Free	Black	-10°C-100°C	75
Tech Sheet 71777				

Dimensions

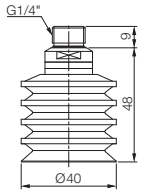

With 14M fitting

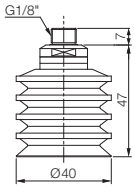

With 18M fitting

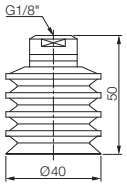

With 18F fitting

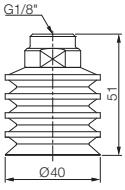

With 18FB fitting

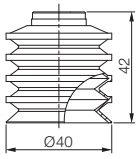

Cup only

SUCTION CUPS – LONG MULTI BELLOWS

Features & Strengths
- Wide cover for increased degree of height compensation
- Excellent for fragile products

Advantages
- Particularly good for use on curved surfaces and for separating thin sheets of material in stacks with long bellows
- The bellows cup is very good at compensating for a degree of difference in level and curvature of the work piece

Examples of Use
- Fragile objects
- Glass
- Bread
- General food products
- Eggs

VBL Series

40mm, Alternate Design, Cup Only

9204	Material	Colour	Temperature	Hardness
VBL40B-N	Nitrile	Black	-20°C-110°C	60
VBL40B-S	Silicone	Red	-70°C-200°C	55
VBL40B-WS	White Silicone	Translucent White	-70°C-200°C	55
VBL40B-FDA-30	White Silicone FDA	Translucent White	-70°C-200°C	30
VBL40B-FDA-55	White Silicone FDA	Translucent White	-70°C-200°C	55
VBL40B-CS	Conductive Silicone	Smoky Black	-45°C-90°C	70
VBL40B-U	Urethane	Dark Green	0°C-100°C	60
VBL40B-A	Mark Free	Black	-10°C-100°C	75
Tech Sheet 71777				

Dimensions

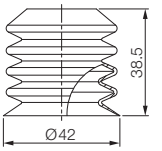

Cup only

50mm, Cup Only

9204	Material	Colour	Temperature	Hardness
VBL50-N	Nitrile	Black	-20°C-110°C	60
VBL50-S	Silicone	Red	-70°C-200°C	55
VBL50-WS	White Silicone	Translucent White	-70°C-200°C	55
VBL50-WS-FDA	White Silicone FDA	Translucent White	-70°C-200°C	55
VBL50-CS	Conductive Silicone	Smoky Black	-45°C-90°C	70
VBL50-U	Urethane	Dark Green	0°C-100°C	60
VBL50-A	Mark Free	Black	-10°C-100°C	75
Tech Sheet 71777				

Dimensions

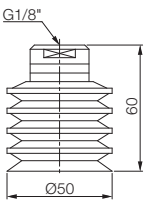

With 18F fitting

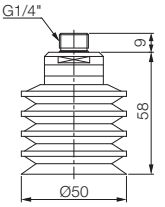

With 14M fitting

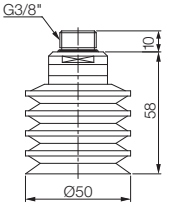

With 38M fitting

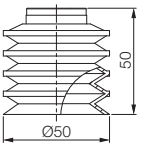

Cup only

Disc Filters

To suit VBL Series

9204	Material	To Suit
VTFE-BL20	Polyethylene	VBL20
VTFE-BL30	Polyethylene	VBL30
VTFE-BL40B	Polyethylene	VBL40B
VTFE-BL40	Polyethylene	VBL40
VTFE-BL50	Polyethylene	VBL50
Tech Sheet 71777		

SUCTION CUPS – DUAL LIP STRUCTURE

BL5040 Series

Features & Strengths
- Excellent for irregular curved surfaces and rough surfaces and has a dual lip structure to increase safety

Advantages
- Particularly good for use on curved surfaces and for separating thin sheets of materials in stacks with long bellows
- Can cope with an increased degree of heights compensation and is particularly good for handling fragile objects

Examples of Use
- Round food types (such as apples & oranges)
- Convex surface

40mm Inner x 50mm Outer, Cup Only

9205	Material	Colour	Temperature	Hardness
BL5040-N	Nitrile	Black	-20°C-110°C	60
BL5040-S3	Silicone - S3	Translucent Blue	-70°C-200°C	30
BL5040-S5	Silicone - S5	Red	-70°C-200°C	55
BL5040-WS3	White Silicone - WS3	Translucent White	-70°C-200°C	30
BL5040-WS5	White Silicone - WS5	Translucent White	-70°C-200°C	55
BL5040-WS3-FDA	White Silicone - WS3 (FDA)	Translucent White	-70°C-200°C	30
BL5040-WS5-FDA	White Silicone - WS5 (FDA)	Translucent White	-70°C-200°C	55
Tech Sheet 71778				

Dimensions

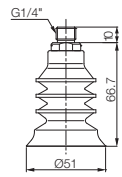

With 14M fitting

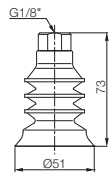

With 18F fitting

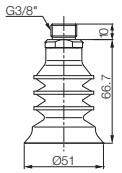

With 38M fitting

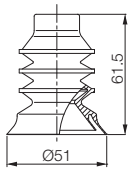

Cup Only

FT PRO

For **All Metal Push-in Fittings Emergency Kit** see page **844**

SUCTION CUPS - OVAL UNIVERSAL

Features & Strengths

- Great performance for handling long objects with flat and curved surfaces

Advantages

- Good lifting forces can be achieved with even the small sizes
- Conductive silicone material provides excellent handling of PCB boards or electronic components
- Easily mountable without having to detach a fitting from the machine (saving in maintenance time)

Examples of Use

- Semiconductor chips
- PCB boards
- Electronic components
- Solar cells
- Small glass cases

VOU Series

4 x 10mm, Cup Only

9204	Material	Colour	Temperature	Hardness
VOU4X10-N	Nitrile	Black	-20°C-110°C	60
VOU4X10-S	Silicone	Red	-70°C-200°C	55
VOU4X10-WS	White Silicone	Translucent White	-70°C-200°C	55
VOU4X10-WS(FDA)	White Silicone (FDA)	Translucent White	-70°C-200°C	55
VOU4X10-CS	Conductive Silicone	Smoky Black	-45°C-90°C	70
VOU4X10-U	Urethane	Dark Green	0-100°C	60
		Tech Sheet 71779		

Dimensions

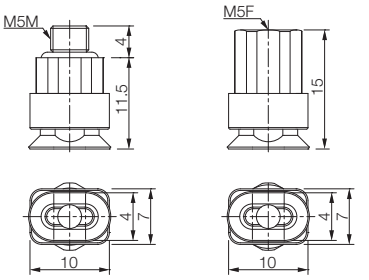

With M5M Fitting | With M5F Fitting

6 x 10mm, Cup Only

9204	Material	Colour	Temperature	Hardness
VOU6X10-N	Nitrile	Black	-20°C-110°C	60
VOU6X10-S	Silicone	Red	-70°C-200°C	55
VOU6X10-WS	White Silicone	Translucent White	-70°C-200°C	55
VOU6X10-WS(FDA)	White Silicone (FDA)	Translucent White	-70°C-200°C	55
VOU6X10-CS	Conductive Silicone	Smoky Black	-45°C-90°C	70
VOU6X10-U	Urethane	Dark Green	0-100°C	60
		Tech Sheet 71779		

Dimensions

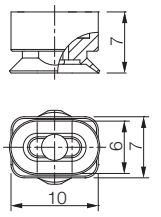

Cup only

4 x 20mm, Cup Only

9204	Material	Colour	Temperature	Hardness
VOU4X20-N	Nitrile	Black	-20°C-110°C	60
VOU4X20-S	Silicone	Red	-70°C-200°C	55
VOU4X20-WS	White Silicone	Translucent White	-70°C-200°C	55
VOU4X20-WS-FDA	White Silicone (FDA)	Translucent White	-70°C-200°C	55
VOU4X20-CS	Conductive Silicone	Smoky Black	-45°C-90°C	70
VOU4X20-U	Urethane	Dark Green	0-100°C	60
		Tech Sheet 71779		

Dimensions

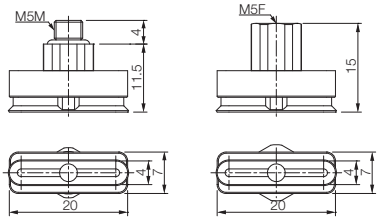

With M5M Fitting | With M5F Fitting

SUCTION CUPS - OVAL UNIVERSAL

Features & Strengths
- Great performance for handling long objects with flat and curved surfaces

Advantages
- Good lifting forces can be achieved with even the small sizes
- Conductive silicone material provides excellent handling of PCB boards or electronic components
- Easily mountable without having to detach a fitting from the machine (saving in maintenance time)

Examples of Use
- Semiconductor chips
- PCB boards
- Electronic components
- Solar cells
- Small glass cases

VOU Series

6 x 20mm, Cup Only

9204	Material	Colour	Temperature	Hardness
VOU6X20-N	Nitrile	Black	-20°C-110°C	60
VOU6X20-S	Silicone	Red	-70°C-200°C	55
VOU6X20-WS	White Silicone	Translucent White	-70°C-200°C	55
VOU6X20-WS-FDA	White Silicone (FDA)	Translucent White	-70°C-200°C	55
VOU6X20-CS	Conductive Silicone	Smoky Black	-45°C-90°C	70
VOU6X20-U	Urethane	Dark Green	0-100°C	60
		Tech Sheet 71779		

Dimensions

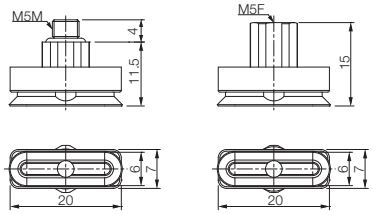

With M5M Fitting | With M5F Fitting

8 x 20mm, Cup Only

9204	Material	Colour	Temperature	Hardness
VOU8X20-N	Nitrile	Black	-20°C-110°C	60
VOU8X20-S	Silicone	Red	-70°C-200°C	55
VOU8X20-WS	White Silicone	Translucent White	-70°C-200°C	55
VOU8X20-WS-FDA	White Silicone (FDA)	Translucent White	-70°C-200°C	55
VOU8X20-CS	Conductive Silicone	Smoky Black	-45°C-90°C	70
VOU8X20-U	Urethane	Dark Green	0-100°C	60
		Tech Sheet 71779		

Dimensions

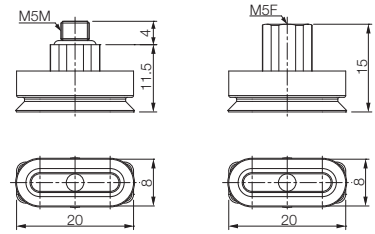

With M5M Fitting | With M5F Fitting

8 x 30mm, Cup Only

9204	Material	Colour	Temperature	Hardness
VOU8X30-N	Nitrile	Black	-20°C-110°C	60
VOU8X30-S	Silicone	Red	-70°C-200°C	55
VOU8X30-WS	White Silicone	Translucent White	-70°C-200°C	55
VOU8X30-WS-FDA	White Silicone (FDA)	Translucent White	-70°C-200°C	55
VOU8X30-CS	Conductive Silicone	Smoky Black	-45°C-90°C	70
VOU8X30-U	Urethane	Dark Green	0-100°C	60
		Tech Sheet 71779		

Dimensions

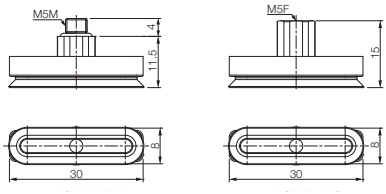

With M5M Fitting | With M5F Fitting

SUCTION CUPS - OVAL UNIVERSAL

Features & Strengths

- Great performance for handling long objects with flat and curved surfaces

Advantages

- Good lifting forces can be achieved with even the small sizes
- Conductive silicone material provides excellent handling of PCB boards or electronic components
- Easily mountable without having to detach a fitting from the machine (saving in maintenance time)

Examples of Use

- Semiconductor chips
- PCB boards
- Electronic components
- Solar cells
- Small glass cases

VOU Series

10 x 30mm, Cup Only

9204	Material	Colour	Temperature	Hardness
VOU10X30-N	Nitrile	Black	-20°C-110°C	60
VOU10X30-S	Silicone	Red	-70°C-200°C	55
VOU10X30-WS	White Silicone	Translucent White	-70°C-200°C	55
VOU10X30-WS-FDA	White Silicone (FDA)	Translucent White	-70°C-200°C	55
VOU10X30-CS	Conductive Silicone	Smoky Black	-45°C-90°C	70
VOU10X30-U	Urethane	Dark Green	0-100°C	60
Tech Sheet 71779				

Dimensions

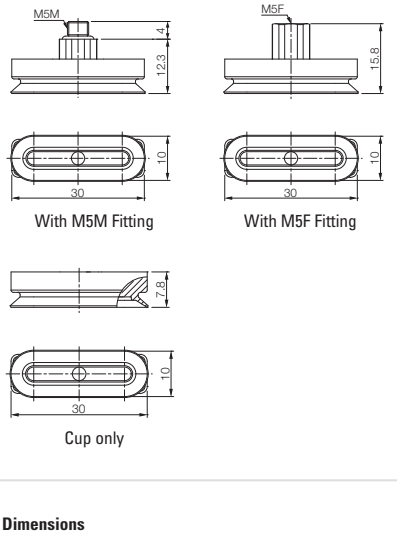

15 x 45mm, Cup Only

9204	Material	Colour	Temperature	Hardness
VOU15X45-N	Nitrile	Black	-20°C-110°C	60
VOU15X45-S	Silicone	Red	-70°C-200°C	55
VOU15X45-WS	White Silicone	Translucent White	-70°C-200°C	55
VOU15X45-WS(FDA)	White Silicone (FDA)	Translucent White	-70°C-200°C	55
VOU15X45-CS	Conductive Silicone	Smoky Black	-45°C-90°C	70
VOU15X45-U	Urethane	Dark Green	0-100°C	60
Tech Sheet 71779				

Dimensions

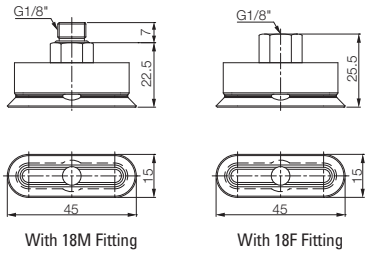

20 x 60mm Cup Only

9204	Material	Colour	Temperature	Hardness
VOU20X60-N	Nitrile	Black	-20°C-110°C	60
VOU20X60-S	Silicone	Red	-70°C-200°C	55
VOU20X60-WS	White Silicone	Translucent White	-70°C-200°C	55
VOU20X60-WS(FDA)	White Silicone (FDA)	Translucent White	-70°C-200°C	55
VOU20X60-CS	Conductive Silicone	Smoky Black	-45°C-90°C	70
VOU20X60-U	Urethane	Dark Green	0-100°C	60
Tech Sheet 71779				

Dimensions

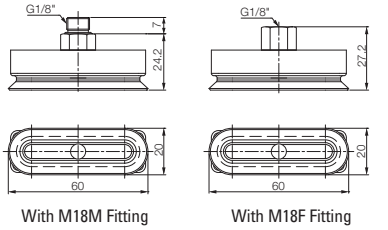

SUCTION CUPS – LONG MULTI BELLOWS & OVAL TYPE

VOBL Series

Dimensions

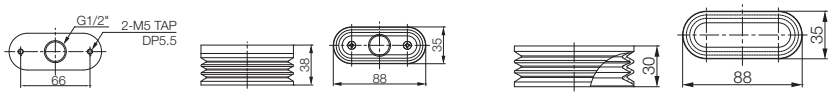

With 12F fitting

Cup only

35 x 90mm, Cup Only

9204	Material	Colour	Temperature	Hardness
VOBL35X90-N	Nitrile	Black	-20°C-110°C	60
VOBL35X90-S	Silicone	Red	-70°C-200°C	55
VOBL35X90-WS	White Silicone	Translucent White	-70°C-200°C	55
VOBL35X90-FDA	White Silicone (FDA)	Translucent White	-70°C-200°C	55
VOBL35X90-CS	Conductive Silicone	Smoky Black	-45°C-90°C	70
VOBL35X90-U	Urethane	Dark Green	0-100°C	60
VOBL35X90-A	Mark Free	Black	-10°C-100°C	75
Tech Sheet 71780				

Disc Filters

To suit VOBL Series

9204	Material
VTFE-OBL35X90	Polyethylene
Tech Sheet 71780	

For **Solenoid Valves** see pages **1031-1034**

SUCTION CUPS - UNIVERSAL

Features & Strengths

- Excellent performance for flat stable and slightly curved surfaces with direct fitting
- Suitable for concave surface

Examples of Use

- Good lifting forces can be achieved with this cup; is best suited to flat stable surfaces, but can cope with a small degree of curvature
- Very small cups are available down to just 1.5mm diameter

VU Series

1.5mm to suit Level Compensator, Cup Only

9204	Material	Colour	Temperature	Hardness
VU1.5X-N	Nitrile	Black	-20°C-110°C	60
VU1.5X-S	Silicone	Red	-70°C-200°C	55
VU1.5X-WS	White Silicone	Translucent White	-70°C-200°C	55
VU1.5X-WS(FDA)	White Silicone (FDA)	Translucent White	-70°C-200°C	55
VU1.5X-CS	Conductive Silicone	Smoky Black	-45°C-90°C	70
VU1.5X-U	Urethane	Dark Green	0-100°C	60
VU1.5X-A	Mark Free	Black	-10°C-100°C	75
		Tech Sheet 71781		

Dimensions

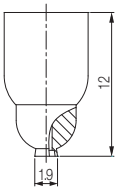

Cup only

2mm, Cup Only

9204	Material	Colour	Temperature	Hardness
VU2-N	Nitrile	Black	-20°C-110°C	60
VU2-S	Silicone	Red	-70°C-200°C	55
VU2-WS	White Silicone	Translucent White	-70°C-200°C	55
VU2-WS(FDA)	White Silicone (FDA)	Translucent White	-70°C-200°C	55
VU2-CS	Conductive Silicone	Smoky Black	-45°C-90°C	70
VU2-U	Urethane	Dark Green	0°C-100°C	60
VU2-A	Mark Free	Black	-10°C-100°C	75
		Tech Sheet 71781		

Dimensions

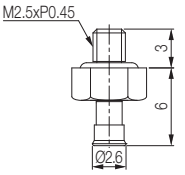

With M2.5M fitting

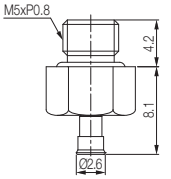

With M5M fitting

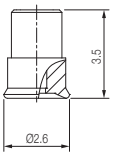

Cup only

2mm to suit Level Compensator, Cup Only

9204	Material	Colour	Temperature	Hardness
VU2X-N	Nitrile	Black	-20°C-110°C	60
VU2X-S	Silicone	Red	-70°C-200°C	55
VU2X-WS	White Silicone	Translucent White	-70°C-200°C	55
VU2X-WS(FDA)	White Silicone (FDA)	Translucent White	-70°C-200°C	55
VU2X-CS	Conductive Silicone	Smoky Black	-45°C-90°C	70
VU2X-U	Urethane	Dark Green	0-100°C	60
VU2X-A	Mark Free	Black	-10°C-100°C	75
		Tech Sheet 71781		

Dimensions

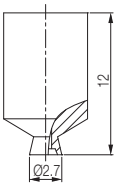

Cup only

SUCTION CUPS - UNIVERSAL

Features & Strengths

- Excellent performance for flat stable and slightly curved surfaces with direct fitting
- Suitable for concave surface

Examples of Use

- Good lifting forces can be achieved with this cup; is best suited to flat stable surfaces, but can cope with a small degree of curvature
- Very small cups are available down to just 1.5mm diameter

VU Series

3mm, Cup Only



9204	Material	Colour	Temperature	Hardness
VU3-N	Nitrile	Black	-20°C-110°C	60
VU3-S	Silicone	Red	-70°C-200°C	55
VU3-WS	White Silicone	Translucent White	-70°C-200°C	55
VU3-WS(FDA)	White Silicone (FDA)	Translucent White	-70°C-200°C	55
VU3-CS	Conductive Silicone	Smoky Black	-45°C-90°C	70
VU3-U	Urethane	Dark Green	0-100°C	60
VU3-A	Mark Free	Black	-10°C-100°C	75
		Tech Sheet 71781		

Dimensions

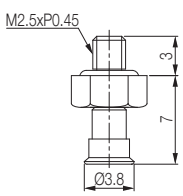

With M2.5M fitting

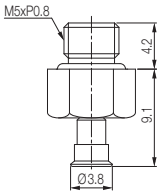

With M5M fitting

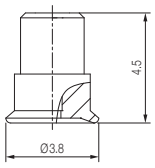

Cup only

4mm, Cup Only

9204	Material	Colour	Temperature	Hardness
VU4-N	Nitrile	Black	-20°C-110°C	60
VU4-S	Silicone	Red	-70°C-200°C	55
VU4-WS	White Silicone	Translucent White	-70°C-200°C	55
VU4-WS-FDA	White Silicone (FDA)	Translucent White	-70°C-200°C	55
VU4-CS	Conductive Silicone	Smoky Black	-45°C-90°C	70
VU4-U	Urethane	Dark Green	0-100°C	60
VU4-A	Mark Free	Black	-10°C-100°C	75
		Tech Sheet 71781		

Dimensions

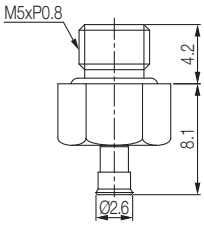

With M5M fitting

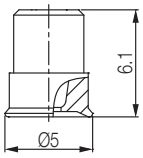

Cup only

4mm to suit Level Compensators, Cup Only

9204	Material	Colour	Temperature	Hardness
VU4X-N	Nitrile	Black	-20°C-110°C	60
VU4X-S	Silicone	Red	-70°C-200°C	55
VU4X-WS	White Silicone	Translucent White	-70°C-200°C	55
VU4X-WS-FDA	White Silicone (FDA)	Translucent White	-70°C-200°C	55
VU4X-CS	Conductive Silicone	Smoky Black	-45°C-90°C	70
VU4X-U	Urethane	Dark Green	0-100°C	60
VU4X-A	Mark Free	Black	-10°C-100°C	75
		Tech Sheet 71781		

Dimensions

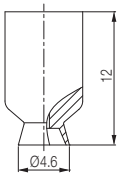

Cup only

Specifications subject to change without notice

SUCTION CUPS - UNIVERSAL

Features & Strengths

- Excellent performance for flat stable and slightly curved surfaces with direct fitting
- Suitable for concave surface

Examples of Use

- Good lifting forces can be achieved with this cup; is best suited to flat stable surfaces, but can cope with a small degree of curvature
- Very small cups are available down to just 1.5mm diameter

VU Series

6mm, Cup Only

9204	Material	Colour	Temperature	Hardness
VU6-N	Nitrile	Black	-20°C-110°C	60
VU6-S	Silicone	Red	-70°C-200°C	55
VU6-WS	White Silicone	Translucent White	-70°C-200°C	55
VU6-WS-FDA	White Silicone (FDA)	Translucent White	-70°C-200°C	55
VU6-CS	Conductive Silicone	Smoky Black	-45°C-90°C	70
VU6-U	Urethane	Dark Green	0-100°C	60
VU6-A	Mark Free	Black	-10°C-100°C	75
		Tech Sheet 71781		

Dimensions

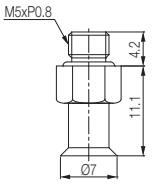

With M5M fitting

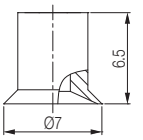

Cup only

8mm, Cup Only

9204	Material	Colour	Temperature	Hardness
VU8-N	Nitrile	Black	-20°C-110°C	60
VU8-S	Silicone	Red	-70°C-200°C	55
VU8-WS	White Silicone	Translucent White	-70°C-200°C	55
VU8-WS-FDA	White Silicone (FDA)	Translucent White	-70°C-200°C	55
VU8-CS	Conductive Silicone	Smoky Black	-45°C-90°C	70
VU8-U	Urethane	Dark Green	0-100°C	60
VU8-A	Mark Free	Black	-10°C-100°C	75
		Tech Sheet 71781		

Dimensions

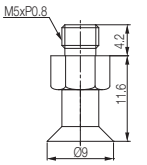

With M5M fitting

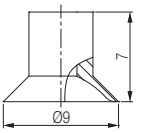

Cup only

10mm, Cup Only

9204	Material	Colour	Temperature	Hardness
VU10-N	Nitrile	Black	-20°C-110°C	60
VU10-S	Silicone	Red	-70°C-200°C	55
VU10-WS	White Silicone	Translucent White	-70°C-200°C	55
VU10-WS(FDA)	White Silicone (FDA)	Translucent White	-70°C-200°C	55
VU10-CS	Conductive Silicone	Smoky Black	-45°C-90°C	70
VU10-U	Urethane	Dark Green	0-100°C	60
VU10-A	Mark Free	Black	-10°C-100°C	75
		Tech Sheet 71781		

Dimensions

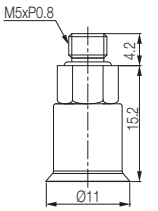

With M5M fitting

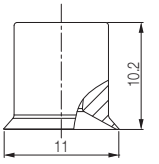

Cup only

SUCTION CUPS - FLAT

Features & Strengths
- Specifically designed for flat and curved surface
- Available to handle multiple objects with the same suction cup

Examples of Use
- Metal sheet, veneer sheets, glass, electronic components

VF Series

15mm, Cup Only

9204	Material	Colour	Temperature	Hardness
VF15-N	Nitrile	Black	-20°C-110°C	60
VF15-S	Silicone	Red	-70°C-200°C	55
VF15-WS	White Silicone	Translucent White	-70°C-200°C	55
VF15-WS-FDA	White Silicone (FDA)	Translucent White	-70°C-200°C	55
VF15-CS	Conductive Silicone	Smoky Black	-45°C-90°C	70
VF15-U	Urethane	Dark Green	0°C-100°C	60
VF15-A	Mark Free	Black	-10°C-100°C	75
		Tech Sheet 71782		

Dimensions

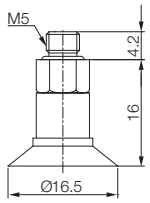

With M5M fitting

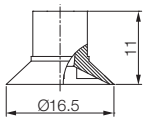

Cup only

20mm, Cup Only

9204	Material	Colour	Temperature	Hardness
VF20-N	Nitrile	Black	-20°C-110°C	60
VF20-S	Silicone	Red	-70°C-200°C	55
VF20-WS	White Silicone	Translucent White	-70°C-200°C	55
VF20-WS-FDA	White Silicone (FDA)	Translucent White	-70°C-200°C	55
VF20-CS	Conductive Silicone	Smoky Black	-45°C-90°C	70
VF20-U	Urethane	Dark Green	0°C-100°C	60
VF20-A	Mark Free	Black	-10°C-100°C	75
		Tech Sheet 71782		

Dimensions

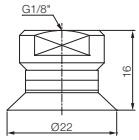

With 18F fitting

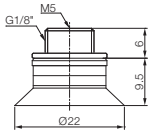

With M518MF fitting

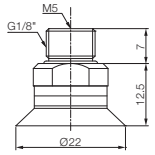

With M518MFO fitting

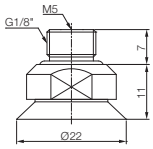

With M518MFX fitting

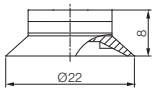

Cup only

SUCTION CUPS - FLAT

Features & Strengths
- Specifically designed for flat and curved surface
- Available to handle multiple objects with the same suction cup

Examples of Use
- Metal sheet, veneer sheets, glass, electronic components

VF Series

Dimensions

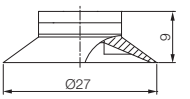

Cup only

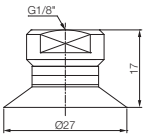

With 18F fitting

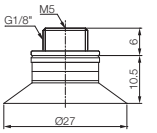

With M518MF fitting

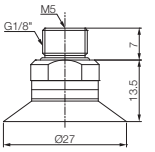

With M518MFO fitting

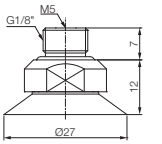

With M518MFX fitting

25mm, Cup Only

9204	Material	Colour	Temperature	Hardness
VF25-N	Nitrile	Black	-20°C-110°C	60
VF25-S	Silicone	Red	-70°C-20°C	55
VF25-WS	White Silicone	Translucent White	-70°C-200°C	55
VF25-WS-FDA	White Silicone (FDA)	Translucent White	-70°C-200°C	55
VF25-CS	Conductive Silicone	Smoky Black	-45°C-90°C	70
VF25-U	Urethane	Dark Green	0°C-100°C	60
VF25-A	Mark Free	Black	-10°C-100°C	75
		Tech Sheet 71782		

Dimensions

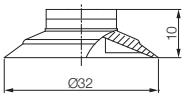

Cup only

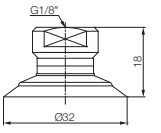

With 18F fitting

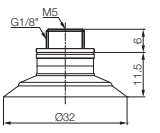

With M518MF fitting

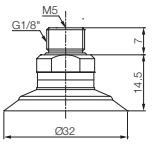

With M518MFO fitting

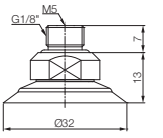

With M518MFX fitting

30mm, Cup Only

9204	Material	Colour	Temperature	Hardness
VF30-N	Nitrile	Black	-20°C-110°C	60
VF30-S	Silicone	Red	-70°C-200°C	55
VF30-WS	White Silicone	Translucent White	-70°C-200°C	55
VF30-WS-FDA	White Silicone (FDA)	Translucent White	-70°C-200°C	55
VF30-CS	Conductive Silicone	Smoky Black	-45°C-90°C	70
VF30-U	Urethane	Dark Green	0°C-100°C	60
VF30-A	Mark Free	Black	-10°C-100°C	75
		Tech Sheet 71782		

Dimensions

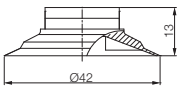

Cup only

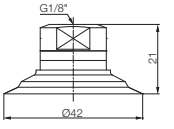

With 18F fitting

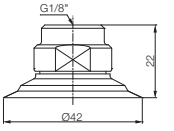

With 18FX fitting

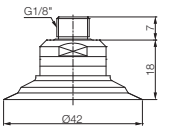

With 18M fitting

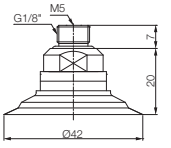

With M518MFX fitting

40mm, Cup Only

9204	Material	Colour	Temperature	Hardness
VF40-N	Nitrile	Black	-20°C-110°C	60
VF40-S	Silicone	Red	-70°C-200°C	55
VF40-WS	White Silicone	Translucent White	-70°C-200°C	55
VF40-WS-FDA	White Silicone (FDA)	Translucent White	-70°C-200°C	55
VF40-CS	Conductive Silicone	Smoky Black	-45°C-90°C	70
VF40-U	Urethane	Dark Green	0°C-100°C	60
VF40-A	Mark Free	Black	-10°C-100°C	75
VF40-PU	Polyurethane	Translucent Orange	0°C-60°C	60
		Tech Sheet 71782		

SUCTION CUPS - FLAT

Features & Strengths
- Specifically designed for flat and curved surface
- Available to handle multiple objects with the same suction cup

Examples of Use
- Metal sheet, veneer sheets, glass, electronic components

VF Series

50mm, Cup Only

9204	Material	Colour	Temperature	Hardness
VF50-N	Nitrile	Black	-20°C-110°C	60
VF50-S	Silicone	Red	-70°C-200°C	55
VF50-WS	White Silicone	Translucent White	-70°C-200°C	55
VF50-WS-FDA	White Silicone (FDA)	Translucent White	-70°C-200°C	55
VF50-CS	Conductive Silicone	Smoky Black	-45°C-90°C	70
VF50-U	Urethane	Dark Green	0°C-100°C	60
VF50-A	Mark Free	Black	-10°C-100°C	75
VF50-PU	Polyurethane	Translucent Orange	0°C-60°C	60
		Tech Sheet 71782		

Dimensions

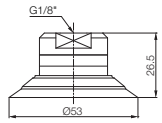

With 18F fitting

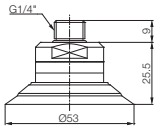

With 14M fitting

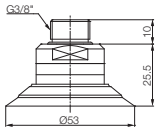

With 38M fitting

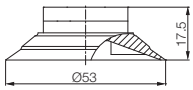

Cup only

50mm with M16M Fitting

9204	Material	Colour	Temperature	Hardness
VF50X2-N	Nitrile	Black	-20°C-110°C	60
VF50X2-S	Silicone	Red	-70°C-200°C	55
VF50X2-WS	White Silicone	Translucent White	-70°C-200°C	55
VF50X2-WS-FDA	White Silicone (FDA)	Translucent White	-70°C-200°C	55
VF50X2-CS	Conductive Silicone	Smoky Black	-45°C-90°C	70
VF50X2-U	Urethane	Dark Green	0°C-100°C	60
VF50X2-A	Mark Free	Black	-10°C-100°C	75
		Tech Sheet 71782		

Dimensions

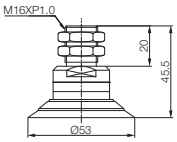

With M16M fitting

75mm, Cup Only

9204	Material	Colour	Temperature	Hardness
VF75-N	Nitrile	Black	-20°C-110°C	60
VF75-S	Silicone	Red	-70°C-200°C	55
VF75-WS	White Silicone	Translucent White	-70°C-200°C	55
VF75-WS-FDA	White Silicone (FDA)	Translucent White	-70°C-200°C	55
VF75-CS	Conductive Silicone	Smoky Black	-45°C-90°C	70
VF75-U	Urethane	Dark Green	0°C-100°C	60
VF75-A	Mark Free	Black	-10°C-100°C	75
VF75-PU	Polyurethane	Translucent Orange	0°C-60°C	60
		Tech Sheet 71782		

Dimensions

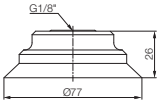

With 18F fitting

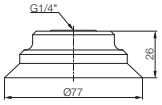

With 14F fitting

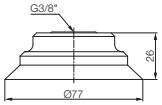

With 38F fitting

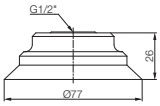

With 12F fitting



Cup only

SUCTION CUPS - FLAT

Features & Strengths
- Specifically designed for flat and curved surface
- Available to handle multiple objects with the same suction cup

Examples of Use
- Metal sheet, veneer sheets, glass, electronic components

VF Series

Dimensions

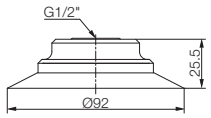

With 12F fitting

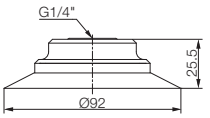

With 14F fitting

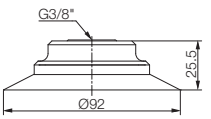

With 38F fitting

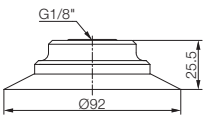

With 18F fitting

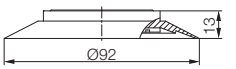

Cup only

90mm, Cup Only

9204	Material	Colour	Temperature	Hardness
VF90-PU	Polyurethane	Translucent Orange	0°C-60°C	60
		Tech Sheet 71782		

110mm, Cup Only

9204	Material	Colour	Temperature	Hardness
VF110-N	Nitrile	Black	-20°C-110°C	60
VF110-S	Silicone	Red	-70°C-200°C	55
VF110-WS	White Silicone	Translucent White	-70°C-200°C	55
VF110-WS-FDA	White Silicone (FDA)	Translucent White	-70°C-200°C	55
VF110-CS	Conductive Silicone	Smoky Black	-45°C-90°C	70
VF110-U	Urethane	Dark Green	0°C-100°C	60
VF110-A	Mark Free	Black	-10°C-100°C	75
		Tech Sheet 71782		

Dimensions

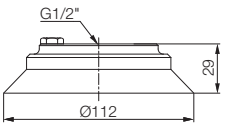

With 12F fitting

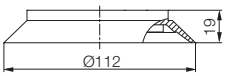

Cup only

150mm, Cup Only

9204	Material	Colour	Temperature	Hardness
VF150-N	Nitrile	Black	-20°C-110°C	60
VF150-S	Silicone	Red	-70°C-200°C	55
VF150-WS	White Silicone	Translucent White	-70°C-200°C	55
VF150-WS-FDA	White Silicone (FDA)	Translucent White	-70°C-200°C	55
VF150-CS	Conductive Silicone	Smoky Black	-45°C-90°C	70
VF150-U	Urethane	Dark Green	0°C-100°C	60
VF150-A	Mark Free	Black	-10°C-100°C	75
		Tech Sheet 71782		

Dimensions

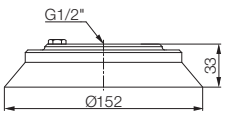

With 12F fitting

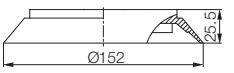

Cup only

SUCTION CUPS - FLAT

Features & Strengths
- Specifically designed for flat and curved surface
- Available to handle multiple objects with the same suction cup

Examples of Use
- Metal sheet, veneer sheets, glass, electronic components

VF Series

200mm, Cup Only

9204	Material	Colour	Temperature	Hardness
VF200-N	Nitrile	Black	-20°C-110°C	60
VF200-S	Silicone	Red	-70°C-200°C	55
VF200-WS	White Silicone	Translucent White	-70°C-200°C	55
VF200-WS-FDA	White Silicone (FDA)	Translucent White	-70°C-200°C	55
VF200-CS	Conductive Silicone	Smoky Black	-45°C-90°C	70
VF200-U	Urethane	Dark Green	0°C-100°C	60
VF200-A	Mark Free	Black	-10°C-100°C	75
		Tech Sheet 71782		

Dimensions

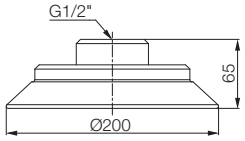

With 12F fitting

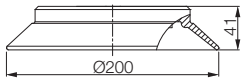

Cup only

300mm Cups with Female Fitting

9204	Material	Female Thread	Colour	Temperature	Hardness
VF300-N-34F	Nitrile	G3/4"	Black	-20°C-110°C	60
VF300-S-34F	Silicone	G3/4"	Red	-70°C-200°C	55
VF300-WS-34F	White Silicone	G3/4"	Translucent White	-70°C-200°C	55
VF300-WS-FDA-34F	White Silicone (FDA)	G3/4"	Translucent White	-70°C-200°C	55
VF300-CS-34F	Conductive Silicone	G3/4"	Smoky Black	-45°C-90°C	70
VF300-U-34F	Urethane	G3/4"	Dark Green	0°C-100°C	60
VF300-A-34F	Mark Free	G3/4"	Black	-10°C-100°C	75
		Tech Sheet 71782			

Dimensions

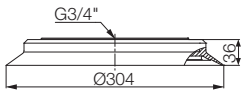

With 34F fitting

PORTWEST

For **Portwest PPE & Safeguarding Equipment**
see pages **1750-1760**

SUCTION CUPS - FLAT, DUAL LIP STRUCTURE

LF Series

150mm, Cup Only

9204	Material	Female Thread	Colour	Temperature	Hardness
LF150-N-12F	Nitrile	G1/2"	Black	-20°C-110°C	60
LF150-S-12F	Silicone	G1/2"	Red	-70°C-200°C	55
LF150-WS-12F	White Silicone	G1/2"	Translucent White	-70°C-200°C	55
LF150-WS-12FDA	White Silicone FDA	G1/2"	Translucent White	-70°C-200°C	55
		Tech Sheet 71783			

Dimensions

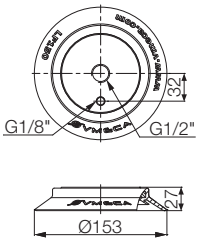

With 12F fitting

200mm, Cup Only

9204	Material	Female Thread	Colour	Temperature	Hardness
LF200-N-12F	Nitrile	G1/2"	Black	-20°C-110°C	60
LF200-S-12F	Silicone	G1/2"	Red	-70°C-200°C	55
LF200-WS-12F	White Silicone	G1/2"	Translucent White	-70°C-200°C	55
LF200-WS-12FDA	White Silicone FDA	G1/2"	Translucent White	-70°C-200°C	55
		Tech Sheet 71783			

Dimensions

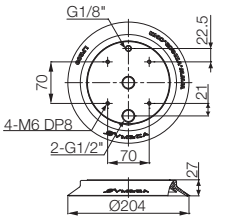

With 12F fitting

250mm, Cup Only

9204	Material	Female Thread	Colour	Temperature	Hardness
LF250-N-12F	Nitrile	G1/2"	Black	-20°C-110°C	60
LF250-S-12F	Silicone	G1/2"	Red	-70°C-200°C	55
LF250-WS-12F	White Silicone	G1/2"	Translucent White	-70°C-200°C	55
LF250-WS-12FDA	White Silicone FDA	G1/2"	Translucent White	-70°C-200°C	55
		Tech Sheet 71783			

Dimensions

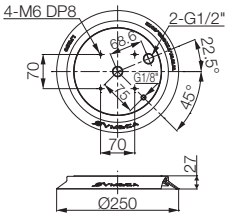

With 12F fitting

300mm, Cup Only

9204	Material	Female Thread	Colour	Temperature	Hardness
LF300-N-12F	Nitrile	G1/2"	Black	-20°C-110°C	60
LF300-S-12F	Silicone	G1/2"	Red	-70°C-200°C	55
LF300-WS-12F	White Silicone	G1/2"	Translucent White	-70°C-200°C	55
LF300-WS-12FDA	White Silicone FDA	G1/2"	Translucent White	-70°C-200°C	55
		Tech Sheet 71783			

Dimensions

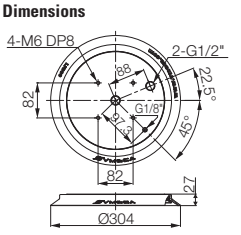

With 12F fitting

SUCTION CUPS - FLAT & CURVE

Features & Strengths

- Specifically designed for flat and curved surface
- Available to handle multiple objects with the same suction cup

Examples of Use

- Automobile windscreens, roof and door, metal sheet, shaped metal panel, TV cathode ray tube

VFC Series

50mm Cup with Fitting

9204	Material	Connection		Colour	Temperature	Hardness
		Male	Female			
VFC50-N-1838MF	Nitrile	3/8"	1/8"	Black	-20°C-110°C	60
VFC50-S-1838MF	Silicone	3/8"	1/8"	Red	-70°C-200°C	55
VFC50-WS-1838MF	White Silicone	3/8"	1/8"	Translucent White	-70°C-200°C	55
VFC50-WS-FDA	White Silicone FDA	3/8"	1/8"	Translucent White	-70°C-200°C	55
VFC50-CS-1838MF	Conductive Silicone	3/8"	1/8"	Smoky Black	-45°C-90°C	70
VFC50-U-1838MF	Urethane	3/8"	1/8"	Dark Green	0°C-100°C	60
VFC50-A-1838MF	Mark Free	3/8"	1/8"	Black	-10°C-100°C	75
VFC50-PU-1838MF	Polyurethane	3/8"	1/8"	Translucent Orange	0°C-60°C	60
Tech Sheet 71784						

Dimensions

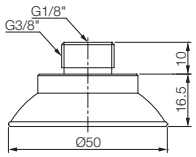

With 1838MF fitting

60mm Cup with Fitting

9204	Material	Connection		Colour	Temperature	Hardness
		Male	Female			
VFC60-N-1838MF	Nitrile	3/8"	1/8"	Black	-20°C-110°C	60
VFC60-S-1838MF	Silicone	3/8"	1/8"	Red	-70°C-200°C	55
VFC60-WS-1838MF	White Silicone	3/8"	1/8"	Translucent White	-70°C-200°C	55
VFC60-WS-FDA	White Silicone FDA	3/8"	1/8"	Translucent White	-70°C-200°C	55
VFC60-CS-1838MF	Conductive Silicone	3/8"	1/8"	Smoky Black	-45°C-90°C	70
VFC60-U-1838MF	Urethane	3/8"	1/8"	Dark Green	0°C-100°C	60
VFC60-A-1838MF	Mark Free	3/8"	1/8"	Black	-10°C-100°C	75
VFC60-PU-1838MF	Polyurethane	3/8"	1/8"	Translucent Orange	0°C-60°C	60
VFC60X1-N-M10M	Nitrile	M10	-	Black	-20°C-110°C	60
VFC60X1-S-M10M	Silicone	M10	-	Red	-70°C-200°C	55
VFC60X1-WS-M10M	White Silicone	M10	-	Translucent White	-70°C-200°C	55
VFC60X1-WSA-FDA	White Silicone FDA	M10	-	Translucent White	-70°C-200°C	55
VFC60X1-CS-M10M	Conductive Silicone	M10	-	Smoky Black	-45°C-90°C	70
VFC60X1-U-M10M	Urethane	M10	-	Dark Green	0°C-100°C	60
VFC60X1-A-M10M	Mark Free	M10	-	Black	-10°C-100°C	75
VFC60X1-PU-M10M	Polyurethane	M10	-	Translucent Orange	0°C-60°C	60
Tech Sheet 71784						

Dimensions

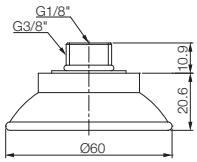

With 1838MF fitting

SUCTION CUPS - FLAT & CURVE

Features & Strengths

- Specifically designed for flat and curved surface
- Available to handle multiple objects with the same suction cup

Examples of Use

- Automobile windscreens, roof and door, metal sheet, shaped metal panel, TV cathode ray tube

VFC Series

Dimensions

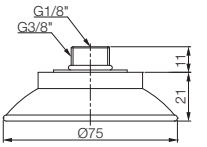

With 1838MF fitting

75mm Cup with Fitting

9204	Material	Connection		Colour	Temperature	Hardness
		Male	Female			
VFC75-N-1838MF	Nitrile	3/8"	1/8"	Black	-20°C-110°C	60
VFC75-S-1838MF	Silicone	3/8"	1/8"	Red	-70°C-200°C	55
VFC75-WS-1838MF	White Silicone	3/8"	1/8"	Translucent White	-70°C-200°C	55
VFC75-WS-FDA	White Silicone FDA	3/8"	1/8"	Translucent White	-70°C-200°C	55
VFC75-CS-1838MF	Conductive Silicone	3/8"	1/8"	Smoky Black	-45°C-90°C	70
VFC75-U-1838MF	Urethane	3/8"	1/8"	Dark Green	0°C-100°C	60
VFC75-A-1838MF	Mark Free	3/8"	1/8"	Black	-10°C-100°C	75
VFC75-PU-1838MF	Polyurethane	3/8"	1/8"	Translucent Orange	0°C-60°C	60
VFC75X1-N-M10M	Nitrile	M10	–	Black	-20°C-110°C	60
VFC75X1-S-M10M	Silicone	M10	–	Red	-70°C-200°C	55
VFC75X1-WS-M10M	White Silicone	M10	–	Translucent White	-70°C-200°C	55
VFC75X1-WS-FDA	White Silicone FDA	M10	–	Translucent White	-70°C-200°C	55
VFC75X1-CS-M10M	Conductive Silicone	M10	–	Smoky Black	-45°C-90°C	70
VFC75X1-U-M10M	Urethane	M10	–	Dark Green	0°C-100°C	60
VFC75X1-A-M10M	Mark Free	M10	–	Black	-10°C-100°C	75
VFC75X2-N-M16M	Nitrile	M16	–	Black	-20°C-110°C	60
VFC75X2-S-M16M	Silicone	M16	–	Red	-70°C-200°C	55
VFC75X2-WS-M16M	White Silicone	M16	–	Translucent White	-70°C-200°C	55
VFC75X2-WS-FDA	White Silicone FDA	M16	–	Translucent White	-70°C-200°C	55
VFC75X2-CS-M16M	Conductive Silicone	M16	–	Smoky Black	-45°C-90°C	70
VFC75X2-U-M16M	Urethane	M16	–	Dark Green	0°C-100°C	60
VFC75X2-A-M16M	Mark Free	M16	–	Black	-10°C-100°C	75
Tech Sheet 71784						

aircom PIPINGSYSTEM



For **Aircom Ring Main System**
see pages **1068-1080**

SUCTION CUPS - FLAT & CURVE

Features & Strengths

- Specifically designed for flat and curved surface
- Available to handle multiple objects with the same suction cup

Examples of Use

- Automobile windscreens, roof and door, metal sheet, shaped metal panel, TV cathode ray tube

VFC Series

Dimensions

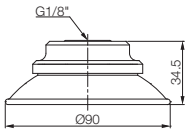

With 18F fitting

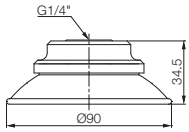

With 14F fitting

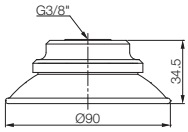

With 38F fitting

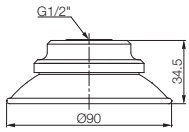

With 12F fitting

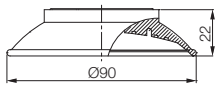

Cup only

90mm Cups, Cup Only

9204	Material	Colour	Temperature	Hardness
VFC90-PU	Polyurethane	Translucent Orange	0°C-60°C	60
		Tech Sheet 71784		

Dimensions

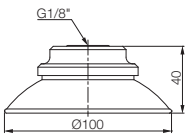

With 18F fitting

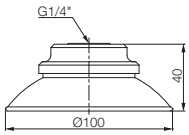

With 14F fitting

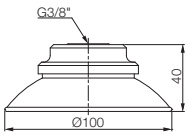

With 38F fitting

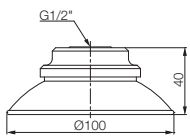

With 12F fitting

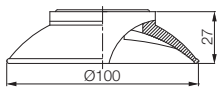

Cup only

100mm Cups, Cup Only

9204	Material	Colour	Temperature	Hardness
VFC100-N	Nitrile	Black	-20°C-110°C	60
VFC100-S	Silicone	Red	-70°C-200°C	55
VFC100-WS	White Silicone	Translucent White	-70°C-200°C	55
VFC100-WS-FDA	White Silicone FDA	Translucent White	-70°C-200°C	55
VFC100-CS	Conductive Silicone	Smoky Black	-45°C-90°C	70
VFC100-U	Urethane	Dark Green	0°C-100°C	60
VFC100-A	Mark Free	Black	-10°C-100°C	75
VFC100-PU	Polyurethane	Translucent Orange	0°C-60°C	60
		Tech Sheet 71784		

SUCTION CUPS - MARK FREE, FLAT STRUCTURE

Features & Strengths
- Excellent performance for very thin and light weight products
- Mark free

Examples of Use
- Semiconductor, display, thin film

FF Series

10mm Cups with M5 Male Fitting

9204	Material	Colour	Temperature	Hardness
FF10-N-M5M	Nitrile	Black	-20°C-110°C	60
FF10-S-M5M	Silicone	Red	-70°C-200°C	55
FF10-WS-M5M	White Silicone	Translucent White	-70°C-200°C	55
FF10-WS-M5M-FDA	White Silicone (FDA)	Translucent White	-70°C-200°C	55
FF10-CS-M5M	Conductive Silicone	Smoky Black	-45°C-90°C	70
Tech Sheet 71785				

Dimensions

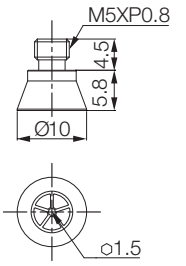

With M5M fitting

15mm, Cup Only

9204	Material	Colour	Temperature	Hardness
FF15-N	Nitrile	Black	-20°C-110°C	60
FF15-S	Silicone	Red	-70°C-200°C	55
FF15-WS	White Silicone	Translucent White	-70°C-200°C	55
FF15-WS-FDA	White Silicone (FDA)	Translucent White	-70°C-200°C	55
FF15-CS	Conductive Silicone	Smoky Black	-45°C-90°C	70
Tech Sheet 71785				

Dimensions

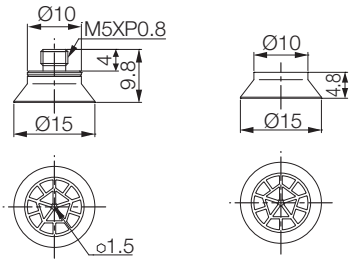

With M5M fitting | Cup only

15mm with 7mm Neck, Cup Only

9204	Material	Colour	Temperature	Hardness
FF15X-N	Nitrile	Black	-20°C-110°C	60
FF15X-S	Silicone	Red	-70°C-200°C	55
FF15X-WS	White Silicone	Translucent White	-70°C-200°C	55
FF15X-WS-FDA	White Silicone (FDA)	Translucent White	-70°C-200°C	55
FF15X-CS	Conductive Silicone	Smoky Black	-45°C-90°C	70
Tech Sheet 71785				

Dimensions

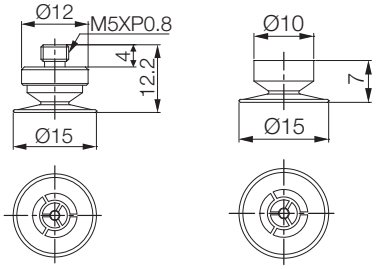

With M5M fitting | Cup only

SUCTION CUPS - MARK FREE, FLAT STRUCTURE

Features & Strengths
- Excellent performance for very thin and light weight products
- Mark free

Examples of Use
- Semiconductor, display, thin film

FF Series

20mm, Cup Only

9204	Material	Colour	Temperature	Hardness
FF20-N	Nitrile	Black	-20°C-110°C	60
FF20-S	Silicone	Red	-70°C-200°C	55
FF20-WS	White Silicone	Translucent White	-70°C-200°C	55
FF20-WS-FDA	White Silicone (FDA)	Translucent White	-70°C-200°C	55
FF20-CS	Conductive Silicone	Smoky Black	-45°C-90°C	70
		Tech Sheet 71785		

Dimensions

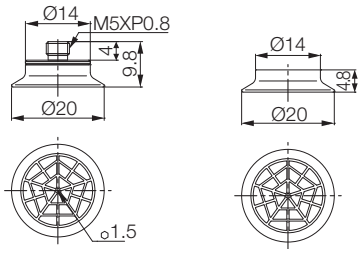

With M5M fitting | Cup only

20mm with 7mm Neck, Cup Only

9204	Material	Colour	Temperature	Hardness
FF20X-N	Nitrile	Black	-20°C-110°C	60
FF20X-S	Silicone	Red	-70°C-200°C	55
FF20X-WS	White Silicone	Translucent White	-70°C-200°C	55
FF20X-WS-FDA	White Silicone (FDA)	Translucent White	-70°C-200°C	55
FF20X-CS	Conductive Silicone	Smoky Black	-45°C-90°C	70
		Tech Sheet 71785		

Dimensions

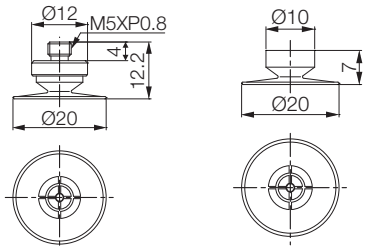

With M5M fitting | Cup only

25mm, Cup Only

9204	Material	Colour	Temperature	Hardness
FF25-N	Nitrile	Black	-20°C-110°C	60
FF25-S	Silicone	Red	-70°C-200°C	55
FF25-WS	White Silicone	Translucent White	-70°C-200°C	55
FF25-WS-FDA	White Silicone (FDA)	Translucent White	-70°C-200°C	55
FF25-CS	Conductive Silicone	Smoky Black	-45°C-90°C	70
		Tech Sheet 71785		

Dimensions

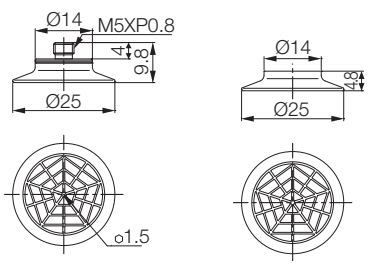

With M5M fitting | Cup only

30mm, Cup Only

9204	Material	Colour	Temperature	Hardness
FF30-N	Nitrile	Black	-20°C-110°C	60
FF30-S	Silicone	Red	-70°C-200°C	55
FF30-WS	White Silicone	Translucent White	-70°C-200°C	55
FF30-WS-FDA	White Silicone (FDA)	Translucent White	-70°C-200°C	55
FF30-CS	Conductive Silicone	Smoky Black	-45°C-90°C	70
		Tech Sheet 71785		

Dimensions

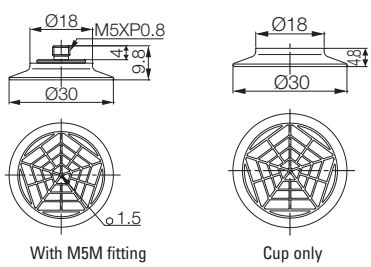

With M5M fitting | Cup only

SUCTION CUPS - DEEP

Features & Strengths

- This cup is best suited to curved or irregular surfaces
- Excellent performance for round corners and edge

Suitable for Handling

- Automotive roof and doors
- Shaped sheet metal
- Sheet metals, plastics and veneers
- Pre-mounted fitting

VD Series

30mm Cups with Fitting

9204	Material	Connection	Colour	Temperature	Hardness	Type
VD30-N-M8M	Nitrile	M8	Black	-20°C-110°C	60	Male
VD30-S-M8M	Silicone	M8	Red	-70°C-200°C	55	Male
VD30-WS-M8M	White Silicone	M8	Translucent White	-70°C-200°C	55	Male
VD30-WS-FDA-M8M	White Silicone (FDA)	M8	Translucent White	-70°C-200°C	55	Male
VD30-CS-M8M	Conductive Silicone	M8	Smoky Black	-45°C-90°C	70	Male
VD30-U-M8M	Urethane	M8	Dark Green	0°C-100°C	60	Male
VD30-A-M8M	Mark Free	M8	Black	-10°C-100°C	75	Male
VD30-PU-M8M	Polyurethane	M8	Translucent Orange	0°C-60°C	60	Male
VD30-N-M10M	Nitrile	M10	Black	-20°C-110°C	60	Male
VD30-S-M10M	Silicone	M10	Red	-70°C-200°C	55	Male
VD30-WS-M10M	White Silicone	M10	Translucent White	-70°C-200°C	55	Male
VD30-WS-FDA-M10M	White Silicone (FDA)	M10	Translucent White	-70°C-200°C	55	Male
VD30-CS-M10M	Conductive Silicone	M10	Smoky Black	-45°C-90°C	70	Male
VD30-U-M10M	Urethane	M10	Dark Green	0°C-100°C	60	Male
VD30-A-M10M	Mark Free	M10	Black	-10°C-100°C	75	Male
VD30-PU-M10M	Polyurethane	M10	Translucent Orange	0°C-60°C	60	Male
VD30-N-18F	Nitrile	G1/8"	Black	-20°C-110°C	60	Female
VD30-S-18F	Silicone	G1/8"	Red	-70°C-200°C	55	Female
VD30-WS-18F	White Silicone	G1/8"	Translucent White	-70°C-200°C	55	Female
VD30-WS-FDA-18F	White Silicone (FDA)	G1/8"	Translucent White	-70°C-200°C	55	Female
VD30-CS-18F	Conductive Silicone	G1/8"	Smoky Black	-45°C-90°C	70	Female
VD30-U-18F	Urethane	G1/8"	Dark Green	0°C-100°C	60	Female
VD30-A-18F	Mark Free	G1/8"	Black	-10°C-100°C	75	Female
VD30-PU-18F	Polyurethane	G1/8"	Translucent Orange	0°C-60°C	60	Female

Tech Sheet 71786

Dimensions

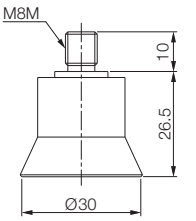

With M8M fitting

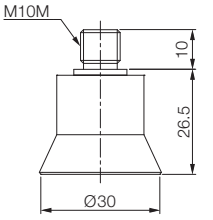

With M10M fitting

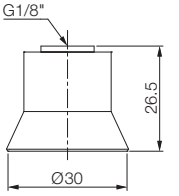

With 18F fitting

RIDGID

For **Ridgid Tools**
see pages **1742-1746**

SUCTION CUPS - DEEP

Features & Strengths
- This cup is best suited to curved or irregular surfaces
- Excellent performance for round corners and edge

Suitable for Handling
- Automotive roof and doors
- Shaped sheet metal
- Sheet metals, plastics and veneers
- Pre-mounted fitting

VD Series

40mm Cups with Fitting

9204	Material	Connection	Colour	Temperature	Hardness	Type
VD40-N-M8M	Nitrile	M8	Black	-20°C-110°C	60	Male
VD40-S-M8M	Silicone	M8	Red	-70°C-200°C	55	Male
VD40-WS-M8M	White Silicone	M8	Translucent White	-70°C-200°C	55	Male
VD40-WS-FDA-M8M	White Silicone (FDA)	M8	Translucent White	-70°C-200°C	55	Male
VD40-CS-M8M	Conductive Silicone	M8	Smoky Black	-45°C-90°C	70	Male
VD40-U-M8M	Urethane	M8	Dark Green	0°C-100°C	60	Male
VD40-A-M8M	Mark Free	M8	Black	-10°C-100°C	75	Male
VD40-PU-M8M	Polyurethane	M8	Translucent Orange	0°C-60°C	60	Male
VD40-N-M10M	Nitrile	M10	Black	-20°C-110°C	60	Male
VD40-S-M10M	Silicone	M10	Red	-70°C-200°C	55	Male
VD40-WS-M10M	White Silicone	M10	Translucent White	-70°C-200°C	55	Male
VD40-WS-FDA-M10M	White Silicone (FDA)	M10	Translucent White	-70°C-200°C	55	Male
VD40-CS-M10M	Conductive Silicone	M10	Smoky Black	-45°C-90°C	70	Male
VD40-U-M10M	Urethane	M10	Dark Green	0°C-100°C	60	Male
VD40-A-M10M	Mark Free	M10	Black	-10°C-100°C	75	Male
VD40-PU-M10M	Polyurethane	M10	Translucent Orange	0°C-60°C	60	Male
VD40-N-18F	Nitrile	G1/8"	Black	-20°C-110°C	60	Female
VD40-S-18F	Silicone	G1/8"	Red	-70°C-200°C	55	Female
VD40-WS-18F	White Silicone	G1/8"	Translucent White	-70°C-200°C	55	Female
VD40-WS-FDA-18F	White Silicone (FDA)	G1/8"	Translucent White	-70°C-200°C	55	Female
VD40-CS-18F	Conductive Silicone	G1/8"	Smoky Black	-45°C-90°C	70	Female
VD40-U-18F	Urethane	G1/8"	Dark Green	0°C-100°C	60	Female
VD40-A-18F	Mark Free	G1/8"	Black	-10°C-100°C	75	Female
VD40-PU-18F	Polyurethane	G1/8"	Translucent Orange	0°C-60°C	60	Female

Tech Sheet 71786

Dimensions

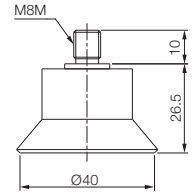

With M8M fitting

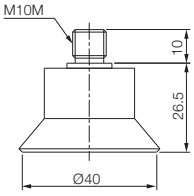

With M10M fitting

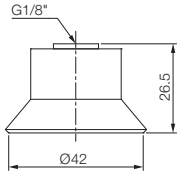

With 18F fitting

FT PRO®



For **Storage Range**
see page **1747**

SUCTION CUPS - DEEP

Features & Strengths

- This cup is best suited to curved or irregular surfaces
- Excellent performance for round corners and edge

Suitable for Handling

- Automotive roof and doors
- Shaped sheet metal
- Sheet metals, plastics and veneers
- Pre-mounted fitting

VD Series

50mm Cups with Fitting

9204	Material	Connection	Colour	Temperature	Hardness	Type
VD50-N-M8M	Nitrile	M8	Black	-20°C-110°C	60	Male
VD50-S-M8M	Silicone	M8	Red	-70°C-200°C	55	Male
VD50-WS-M8M	White Silicone	M8	Translucent White	-70°C-200°C	55	Male
VD50-WS-FDA-M8M	White Silicone (FDA)	M8	Translucent White	-70°C-200°C	55	Male
VD50-CS-M8M	Conductive Silicone	M8	Smoky Black	-45°C-90°C	70	Male
VD50-U-M8M	Urethane	M8	Dark Green	0°C-100°C	60	Male
VD50-A-M8M	Mark Free	M8	Black	-10°C-100°C	75	Male
VD50-PU-M8M	Polyurethane	M8	Translucent Orange	0°C-60°C	60	Male
VD50-N-M10M	Nitrile	M10	Black	-20°C-110°C	60	Male
VD50-S-M10M	Silicone	M10	Red	-70°C-200°C	55	Male
VD50-WS-M10M	White Silicone	M10	Translucent White	-70°C-200°C	55	Male
VD50-WS-FDA-M10M	White Silicone (FDA)	M10	Translucent White	-70°C-200°C	55	Male
VD50-CS-M10M	Conductive Silicone	M10	Smoky Black	-45°C-90°C	70	Male
VD50-U-M10M	Urethane	M10	Dark Green	0°C-100°C	60	Male
VD50-A-M10M	Mark Free	M10	Black	-10°C-100°C	75	Male
VD50-PU-M10M	Polyurethane	M10	Translucent Orange	0°C-60°C	60	Male
VD50-N-18F	Nitrile	G1/8"	Black	-20°C-110°C	60	Female
VD50-S-18F	Silicone	G1/8"	Red	-70°C-200°C	55	Female
VD50-WS-18F	White Silicone	G1/8"	Translucent White	-70°C-200°C	55	Female
VD50-WS-FDA-18F	White Silicone (FDA)	G1/8"	Translucent White	-70°C-200°C	55	Female
VD50-CS-18F	Conductive Silicone	G1/8"	Smoky Black	-45°C-90°C	70	Female
VD50-U-18F	Urethane	G1/8"	Dark Green	0°C-100°C	60	Female
VD50-A-18F	Mark Free	G1/8"	Black	-10°C-100°C	75	Female
VD50-PU-18F	Polyurethane	G1/8"	Translucent Orange	0°C-60°C	60	Female

Tech Sheet 71786

Dimensions

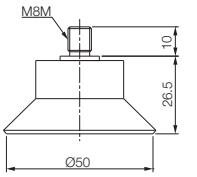

With M8M fitting

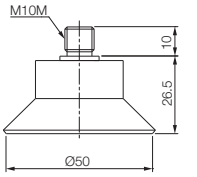

With M10M fitting

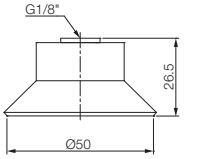

With 18F fitting

For **Ring Main Parker Transair Tools**
see pages **1064-1067**

SUCTION CUPS - DEEP

Features & Strengths
- This cup is best suited to curved or irregular surfaces
- Excellent performance for round corners and edge

Suitable for Handling
- Automotive roof and doors
- Shaped sheet metal
- Sheet metals, plastics and veneers
- Pre-mounted fitting

VD Series

60mm Cups with Fitting

9204	Material	Connection	Colour	Temperature	Hardness	Type
VD60-N-M8M	Nitrile	M8	Black	-20°C-110°C	60	Male
VD60-S-M8M	Silicone	M8	Red	-70°C-200°C	55	Male
VD60-WS-M8M	White Silicone	M8	Translucent White	-70°C-200°C	55	Male
VD60-WS-FDA-M8M	White Silicone (FDA)	M8	Translucent White	-70°C-200°C	55	Male
VD60-CS-M8M	Conductive Silicone	M8	Smoky Black	-45°C-90°C	70	Male
VD60-U-M8M	Urethane	M8	Dark Green	0°C-100°C	60	Male
VD60-A-M8M	Mark Free	M8	Black	-10°C-100°C	75	Male
VD60-PU-M8M	Polyurethane	M8	Translucent Orange	0°C-60°C	60	Male
VD60-N-M10M	Nitrile	M10	Black	-20°C-110°C	60	Male
VD60-S-M10M	Silicone	M10	Red	-70°C-200°C	55	Male
VD60-WS-M10M	White Silicone	M10	Translucent White	-70°C-200°C	55	Male
VD60-WS-FDA-M10M	White Silicone (FDA)	M10	Translucent White	-70°C-200°C	55	Male
VD60-CS-M10M	Conductive Silicone	M10	Smoky Black	-45°C-90°C	70	Male
VD60-U-M10M	Urethane	M10	Dark Green	0°C-100°C	60	Male
VD60-A-M10M	Mark Free	M10	Black	-10°C-100°C	75	Male
VD60-PU-M10M	Polyurethane	M10	Translucent Orange	0°C-60°C	60	Male
VD60-N-18F	Nitrile	G1/8"	Black	-20°C-110°C	60	Female
VD60-S-18F	Silicone	G1/8"	Red	-70°C-200°C	55	Female
VD60-WS-18F	White Silicone	G1/8"	Translucent White	-70°C-200°C	55	Female
VD60-WS-FDA-18F	White Silicone (FDA)	G1/8"	Translucent White	-70°C-200°C	55	Female
VD60-CS-18F	Conductive Silicone	G1/8"	Smoky Black	-45°C-90°C	70	Female
VD60-U-18F	Urethane	G1/8"	Dark Green	0°C-100°C	60	Female
VD60-A-18F	Mark Free	G1/8"	Black	-10°C-100°C	75	Female
VD60-PU-18F	Polyurethane	G1/8"	Translucent Orange	0°C-60°C	60	Female
Tech Sheet 71786						

Dimensions

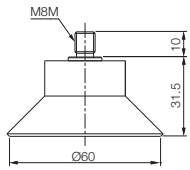

With M8M fitting

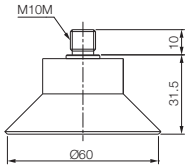

With M10M fitting

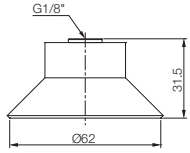

With 18F fitting

70mm Cups with Fitting

9204	Material	Connection	Colour	Temperature	Hardness	Type
VD70-PU-M8M	Polyurethane	M8	Translucent Orange	0°C-60°C	60	Male
VD70-PU-M10M	Polyurethane	M10	Translucent Orange	0°C-60°C	60	Male
VD70-PU-18F	Polyurethane	G1/8"	Translucent Orange	0°C-60°C	60	Female
Tech Sheet 71786						

Dimensions

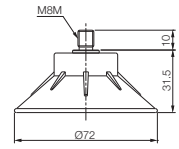

With M8M fitting

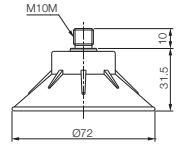

With M10M fitting

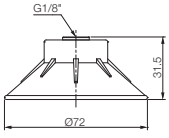

With 18F fitting

SUCTION CUPS - DEEP

Features & Strengths

- This cup is best suited to curved or irregular surfaces
- Excellent performance for round corners and edge

Suitable for Handling

- Automotive roof and doors
- Shaped sheet metal
- Sheet metals, plastics and veneers
- Pre-mounted fitting

VD Series

Dimensions

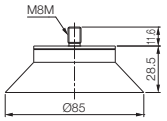

With M8M fitting

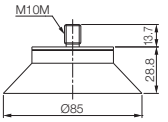

With M10M fitting

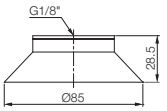

With 18F fitting

85mm Cups with Fitting

9204	Material	Connection	Colour	Temperature	Hardness	Type
VD85-N-M8M	Nitrile	M8	Black	-20°C-110°C	60	Male
VD85-S-M8M	Silicone	M8	Red	-70°C-200°C	55	Male
VD85-WS-M8M	White Silicone	M8	Translucent White	-70°C-200°C	55	Male
VD85-WS-FDA-M8M	White Silicone (FDA)	M8	Translucent White	-70°C-200°C	55	Male
VD85-CS-M8M	Conductive Silicone	M8	Smoky Black	-45°C-90°C	70	Male
VD85-U-M8M	Urethane	M8	Dark Green	0°C-100°C	60	Male
VD85-A-M8M	Mark Free	M8	Black	-10°C-100°C	75	Male
VD85-N-M10M	Nitrile	M10	Black	-20°C-110°C	60	Male
VD85-S-M10M	Silicone	M10	Red	-70°C-200°C	55	Male
VD85-WS-M10M	White Silicone	M10	Translucent White	-70°C-200°C	55	Male
VD85-WS-FDA-M10M	White Silicone (FDA)	M10	Translucent White	-70°C-200°C	55	Male
VD85-CS-M10M	Conductive Silicone	M10	Smoky Black	-45°C-90°C	70	Male
VD85-U-M10M	Urethane	M10	Dark Green	0°C-100°C	60	Male
VD85-A-M10M	Mark Free	M10	Black	-10°C-100°C	75	Male
VD85-N-18F	Nitrile	G1/8"	Black	-20°C-110°C	60	Female
VD85-S-18F	Silicone	G1/8"	Red	-70°C-200°C	55	Female
VD85-WS-18F	White Silicone	G1/8"	Translucent White	-70°C-200°C	55	Female
VD85-WS-FDA-18F	White Silicone (FDA)	G1/8"	Translucent White	-70°C-200°C	55	Female
VD85-CS-18F	Conductive Silicone	G1/8"	Smoky Black	-45°C-90°C	70	Female
VD85-U-18F	Urethane	G1/8"	Dark Green	0°C-100°C	60	Female
VD85-A-18F	Mark Free	G1/8"	Black	-10°C-100°C	75	Female
VD85-N-12F	Nitrile	G1/2"	Black	-20°C-110°C	60	Female
VD85-S-12F	Silicone	G1/2"	Red	-70°C-200°C	55	Female
VD85-WS-12F	White Silicone	G1/2"	Translucent White	-70°C-200°C	55	Female
VD85-WS-FDA-12F	White Silicone (FDA)	G1/2"	Translucent White	-70°C-200°C	55	Female
VD85-CS-12F	Conductive Silicone	G1/2"	Smoky Black	-45°C-90°C	70	Female
VD85-U-12F	Urethane	G1/2"	Dark Green	0°C-100°C	60	Female
VD85-A-12F	Mark Free	G1/2"	Black	-10°C-100°C	75	Female

Tech Sheet 71786

SUCTION CUPS - DEEP

Features & Strengths
- This cup is best suited to curved or irregular surfaces
- Excellent performance for round corners and edge

Suitable for Handling
- Automotive roof and doors
- Shaped sheet metal
- Sheet metals, plastics and veneers
- Pre-mounted fitting

VD Series

Dimensions

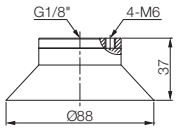

With 18F fitting

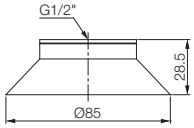

With 12F fitting

85mm Cups with Fitting (inc. 4 x M6)

9204	Material	Connection	Colour	Temperature	Hardness	Type
VD85X-N-18F	Nitrile	G1/8"	Black	-20°C-110°C	60	Female
VD85X-S-18F	Silicone	G1/8"	Red	-70°C-200°C	55	Female
VD85X-WS-18F	White Silicone	G1/8"	Translucent White	-70°C-200°C	55	Female
VD85X-WS-FDA-18F	White Silicone (FDA)	G1/8"	Translucent White	-70°C-200°C	55	Female
VD85X-CS-18F	Conductive Silicone	G1/8"	Smoky Black	-45°C-90°C	70	Female
VD85X-U-18F	Urethane	G1/8"	Dark Green	0°C-100°C	60	Female
VD85X-A-18F	Mark Free	G1/8"	Black	-10°C-100°C	75	Female
Tech Sheet 71786						

Dimensions

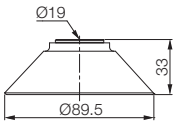

19Ø Hole

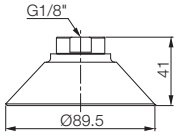

With 18F fitting

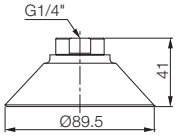

With 14F fitting

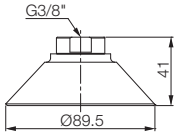

With 38F fitting

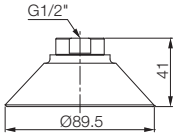

With 12F fitting

90mm Cups with Fitting

9204	Material	Connection	Colour	Temperature	Hardness	Type
VD90F-PU-M10M	Polyurethane	M10	Translucent Orange	0°C-60°C	60	Male
VD90F-PU-18F	Polyurethane	G1/8"	Translucent Orange	0°C-60°C	60	Female
VD90F-PU-14F	Polyurethane	G1/4"	Translucent Orange	0°C-60°C	60	Female
VD90F-PU-38F	Polyurethane	G3/8"	Translucent Orange	0°C-60°C	60	Female
VD90F-PU-12F	Polyurethane	G1/2"	Translucent Orange	0°C-60°C	60	Female
VD90F-PU-H19	Polyurethane	19Ø Hole	Translucent Orange	0°C-60°C	60	N/A
Tech Sheet 71786						

SUCTION CUPS, SPECIAL FLAT/BELLOWS

1900 Series

Specially designed for opening plastic bags. Suitable for handling thin and delicate objects, such as plastic films or paper. The thin and adaptable lip together with the internal plugs avoid damages to the film during the suction phase.

Material: Silicone

Working Temperature:
-40°C to +200°C

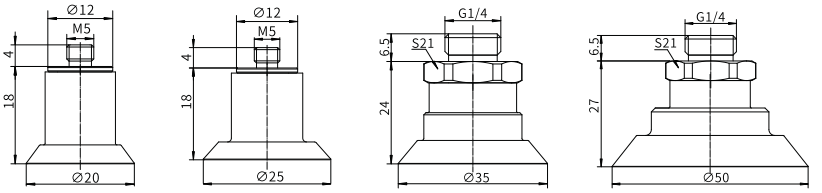

A B C D

VTF Flat Cups with Fittings

0256	Colour	Drawing	Hardness °Shore A	Lifting Force In Vertical Direction (N) -60kPa	Lifting Force In Parallel Direction (N) -60kPa	Stroke mm	Weight g
19VTF.S.05.02000	Blue	A	40	10	6	1.5	4.6
19VTF.S.05.02500	Blue	B	40	25	21	1.5	5.0
19VTF.S.14.03500	Blue	C	40	38	32.5	1.5	10.0
19VTF.S.14.05000	Blue	D	40	92	76	2	25.0

Round bellows suction cup made of polyurethane, suitable for movement of pieces of various size and shape and where level compensation is necessary, such as when withdrawing from loaders. The big advantage of this suction cup, is that the material it's made of, polyurethane, lasts longer than other materials, has optimum wear resistance, good flexibility and optimum tensile strength. Suitable for moving porous objects or ones with an irregular surface, such as cardboard. Polyurethane suction cups are mark resistant.

Material: PU

Working Temperature:
+10°C to +50°C

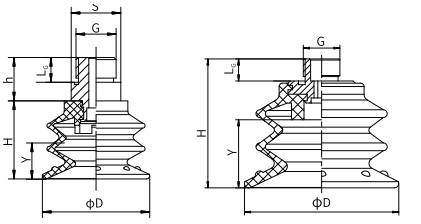

A B

VTS Round Bellows with Fittings

0256	Colour	Drawing	D	H	G	h	L_G	Y	S	Hardness °Shore A	Lifting Force In Vertical Direction (N) -20kPa	-60kPa	-90kPa	Weight g
19VTS.P.18.03025	Green	A	30	21.3	G1/8	7.8	6	8	13	55	10	19	25	6.9
19VTS.P.14.04025	Green	A	40	28.4	G1/4	12	6	10.6	17	55	15	32	50	18.2
19VTS.P.38.05025	Green	A	50	35.5	G3/8	18	10	13.4	24	55	35	58	79	32.6
19VTS.P.38.07025	Green	B	70	58.5	G3/8	*	10	18.6	*	55	72	128	150	60.5

The long bellows suction cup is especially suited for the movement of bags, thanks to its very thin lip and internal notchings, which allow it to ensure secure gripping even with heavy bags that are difficult to lift.

Material: Silicone

Working Temperature:
-40°C to +200°C

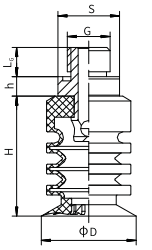

A

VTS Extended Round Bellows with Fittings

0256	Colour	Drawing	D	H	h	L_G	G	S	Hardness °Shore A	Lifting Force In Vertical Direction (N) -60kPa	Weight g
19VTS.S.14.03035	Red	A	30	36.5	6	9	G1/4	19	40	9	17.6
19VTS.S.38.04035	Red	A	40	40	6	10	G3/8	22	40	15	23.6
19VTS.S.12.05035	Red	A	50	55	6	10	G1/2	28	40	25	44.2

SUCTION CUPS, FOAM RUBBER

1900 Series

Foam rubber round suction cup is made from a special mixture called "NR", which has a density that allows for gripping even on very rough and irregular surfaces, and allows its elasticity to be maintained even after several working cycles. Especially suited for moving loads with coarse or very rough surfaces such as: sawn, bush-hammered or flamed marble, textured, non-slip or ribbed/corrugated sheets, brick, items made of rough concrete, garden walkway tiles, etc., and in general in all cases where traditional suction cups cannot be used. Recommended for handling loads with lifting force parallel to the surface and for the movement of loads with oiled surfaces.

Material: Foam Rubber (NR)

Working Temperature:
-20°C to +80°C



VTN Foam Rubber Round Suction Cup

0256	Colour	Drawing	D	D1	H	H1	G1	L	M	d	G	Hardness °Shore A	Lifting Force In Vertical Direction (N)-60kPa	Weight g
19VTN.G.04000	Orange	A	40	20	25	15	-	-	-	-	G1/4	30	7.8	33.4
19VTN.G.06400	Orange	A	64	40	25	15	-	-	-	40	G1/4	30	35	82.4

Foam rubber rectangular suction cup is made from a special mixture called "NR", which has a density that allows for gripping even on very rough and irregular surfaces, and allows its elasticity to be maintained even after several working cycles. Especially suited for movement of loads with coarse or very rough surfaces such as: sawn, bush-hammered or flamed marble, textured, non-slip or ribbed/corrugated sheets, brick, items made of rough concrete, garden walkway tiles, etc. and in general in all cases where traditional suction cups cannot be used. Not recommended for handling loads with lifting force parallel to the surface or for the movement of loads with oiled surfaces.

Material: Foam Rubber (NR)

Working Temperature:
-20°C to +80°C

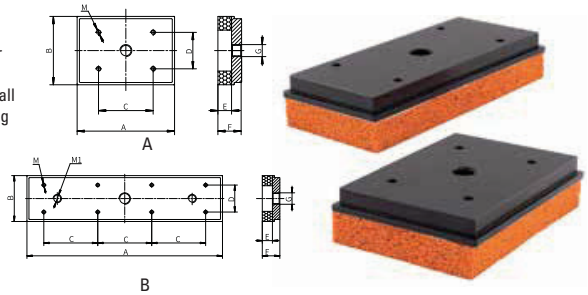

VTN Foam Rubber Rectangular Suction Cup

0256	Colour	Drawing	A	B	C	D	E	F	G	M	M1	Hardness °Shore A	Lifting Force In Vertical Direction (N)-60kPa	Weight g
19VRN.G.14.FXR00	Orange	A	135	60	80	40	15	26	G1/4	4-M5	-	30	80	231.7
19VRN.G.14.HXN00	Orange	A	107	75	60	40	15	26	G1/4	4-M5	-	30	90	236.7
19VRN.G.12.RXS00	Orange	B	290	140	80	100	15	26	G1/2	8-M5	2-M12	30	706	1175.1

SUCTION CUPS

Suction Cups

- Choice of cup designs and material type
- Flat cups ideal where minimal movement is required for pliable materials
- Bellows cups ideal where level compensation is required
- Wide variety of cup sizes

Medium: Vacuum
Cups: Nitrile
Connection Fittings: Aluminium

Working Temperature:
-10°C to +70°C for Aluminium nitrile rubber cups

Flat, M/58000

0036	OD mm	Thread
M/58301/01	6	M5
M/58303/01	10	M5
M/58304/01	15	M5
M/58305/01	20	G1/8
M/58306/01	25	G1/8
M/58307/01	30	G1/8
Tech Sheet 10356		

Bellows, M/58000

0036	OD mm	Thread
M/58403/01	10	M5
M/58405/01	20	G1/8
M/58408/01	40	G1/8
M/58410/01	75	G1/8
Tech Sheet 10356		

FITTINGS

VU/VB/VF/VBL/VBU/VBX/VFC Series

9205	Type	Description	Dimension	Available suction cups	Weight (g)
350 000 3000	M2.5M	Standard		VU2, VU3	0.47
350 000 3100	M5M	Standard	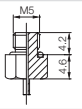	VU2, VU3	0.54
350 000 3101	M5M	Standard	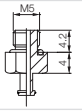	VU4, VU6, VU8, VB5, VB8	1.84
350 000 3102	M5M	Standard	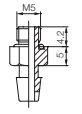	VU10, VU15, VF15, VB10, VB12, VB15, VBL15	2.52
350 010 3102		Built in efficiency valve			2.63
350 000 3321	18FX (For silicone material)	Standard	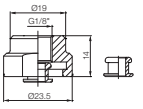	VU40, VF40	8.46
350 000 3209	M518MF	Standard	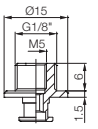	VU20, VU25, VU30, VF20, VF25, VF30, VB17, VB20, VBL20	1.82
350 000 5209		Built in mesh-filter			1.92
350 010 4209		Built in efficiency valve			1.94
350 020 4209		Built in button valve			2.21
350 000 1209	M518MFO	Standard	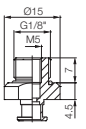	VU20, VU25, VU30, VF20, VF25, VF30, VB17, VB20, VBL20	2.88
350 000 1109		Built in mesh-filter			2.94
350 010 1209		Built in efficiency valve			2.87
350 000 3239	M518MFB (For silicone material)	Standard	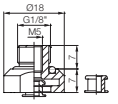	VB17, VB20, VBL20	3.56
350 000 3310	18F	Standard	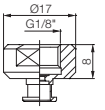	VU20, VU25, VU30, VF20, VF25, VF30, VB17, VB20, VBL20	3.23
350 000 4310		Built in mesh-filter			3.3
350 010 3310		Built in efficiency valve			3.43
350 020 3310		Built in button valve			
350 000 3229	M518MFX (For silicone material)	Standard	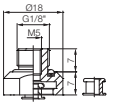	VU20, VU25, VU30, VF20, VF25, VF30	3.71
350 000 3311	18F	Standard	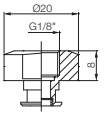	VU40, VF40, VB30, VB40, VBL30, VBL40, VBU35, VBU45, VBX35, VBX45	5.62
350 000 4311		Built in mesh-filter			5.72
350 010 3311		Built in efficiency valve			5.86
350 020 3311		Built in button valve			8.97
350 000 2311	18FO	Standard	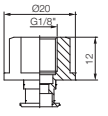	VU40, VF40, VB30, VB40, VBL30, VBL40, VBU35,VBU45, VBX35, VBX45	8.24
350 000 4811		Built in mesh-filter			8.41

FITTINGS

VU/VB/VF/VBL/VBU/VBX/VFC Series

9205	Type	Description	Dimension	Available suction cups	Weight (g)
350 000 3331	18FB (For silicone material)	Standard	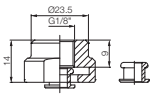	VB30, VB40, VBL30, VBL40, VBU35, VBU45	9.78
350 000 2304	18M	Standard	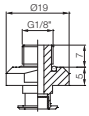	VU40, VF40, VB30, VB40, VBL30, VBL40, VBU35, VBU45, VBX35, VBX45	5.68
350 000 4304		Built in mesh-filter			5.73
350 010 2304		Built in efficiency valve			5.63
350 000 3404	14M	Standard	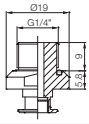	VU40, VF40, VB30, VB40, VBL30, VBL40, VBU35, VBU45, VBX35, VBX45	5.88
350 000 3804		Built in mesh-filter			5.92
350 010 3404		Built in efficiency valve			6.03
350 000 3504	38M	Standard	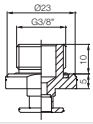	VBU35, VBU45, VBX35, VBX45	9.16
350 000 3904		Built in mesh-filter			9.56
350 010 3504		Built in efficiency valve			9.72
350 000 3312	18F	Standard	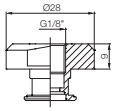	VU50, VF50 VB50, VBL50 VBU55, VBX55	14.47
350 000 4312		Built in mesh-filter			14.58
350 010 3312		Built in efficiency valve			15.81
350 000 1312	18FO	Standard	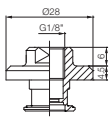	VU50, VF50, VB50, VBL50, VBU55, VBX55	10.12
350 000 4912		Built in mesh-filter			10.2
350 010 1312		Built in efficiency valve			10.22
350 000 3405	14M	Standard	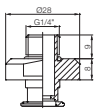	VU50, VF50, VB50, VBL50, VBU55, VBX55	14.18
350 000 3805		Built in mesh-filter			14.42
350 010 3405		Built in efficiency valve			14.38
350 000 3505	38M	Standard	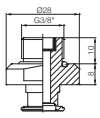	VU50, VF50, VB50, VBL50, VBU55, VBX55	18.14
350 000 3905		Built in mesh-filter			17.75
350 010 3505		Built in efficiency valve			17.53
350 000 3342	18FB2 (For silicone material)	Standard	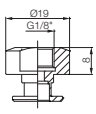	VBU35, VBU45	5.4
350 000 3442		Built in mesh-filter			5.5
350 010 3342		Built in efficiency valve			5.64
350 000 3341	18MB2 (For silicone material)	Standard	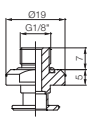	VBU35, VBU45	5.44
350 000 4341		Built in mesh-filter			5.33
350 010 3341		Built in efficiency valve			5.47
350 010 3342	18FB2 (For silicone material)	Built in efficiency valve	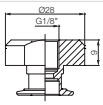	VBU55, VBX55	15.95
350 000 3441	14MB2 (For silicone material)	Standard	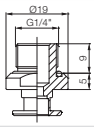	VBU35, VBU45	5.88
350 000 3841		Built in mesh-filter			6
350 010 3441		Built in efficiency valve			6.14

FITTINGS

VU/VB/VF/VBL/VBU/VBX/VFC Series

9205	Type	Description	Dimension	Available suction cups	Weight (g)
350 000 3443	14MB2 (For silicone material)	Standard	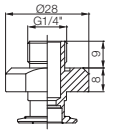	VBU55	16.69
350 000 3843		Built in mesh-filter			17.22
350 010 3441		Built in efficiency valve			17.26
350 000 3543	38MB2 (For silicone material)	Standard	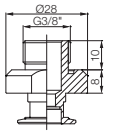	VBU55	16.69
350 000 3943		Built in mesh-filter			17.05
350 010 3543		Built in efficiency valve			17.11
350 000 3323	18F	Standard	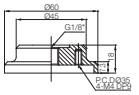	VB75, VB75B, VF75, VF90, VFC90, VFC100	59.36
350 000 4323		Built in mesh-filter			59.76
350 020 3323		Built in button valve		VF75, VF90	83.56
350 000 3423	14F	Standard	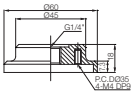	VB75, VB75B, VF75, VF90, VFC90, VFC100	56.92
350 000 3823		Built in mesh-filter			57.32
350 000 3523	38F	Standard	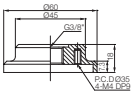	VB75, VB75B, VF75, VF90, VFC90, VFC100	55.08
350 000 3923		Built in mesh-filter			55.48
350 000 3623	12F	Standard	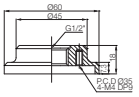	VB75, VB75B, VF75, VF90, VFC90, VFC100	51.50
350 000 4023		Built in mesh-filter			51.90
350 000 3614	12F	Standard	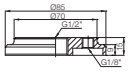	VB110, VB110B, VF110	103.70
350 000 4014		Built in mesh-filter			10.50
350 020 3614		Built in button valve		VF110	115.54
350 000 3615	12F	Standard	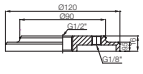	VB150, VF150	198.93
350 000 4015		Built in mesh-filter			199.73
350 020 3615		Built in button valve		VF150	314.47
350 000 1405	M16M	Standard	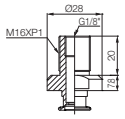	VF50X2	52.23
350 000 3616	12F	Standard	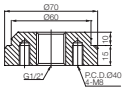	VF200	555
350 000 4016		Built in mesh-filter			555.3

FITTINGS

BL5040 Series

9205	Type	Description	Dimension	Available suction cups	Weight (g)
350 005 0101	18F	Standard	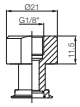	BL5040	11.24
350 005 0103		Built in mesh-filter			11.27
350 005 0202	14M	Standard	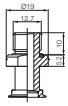	BL5040	7.92
350 005 0204		Built in mesh-filter			8.96
350 005 0302	38M	Standard	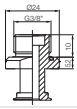	BL5040	11.47
350 005 0304		Built in mesh-filter			11.51

VOBL35x90 Series

9205	Type	Description	Dimension	Available suction cups	Weight (g)
350 000 3660	12F	Standard	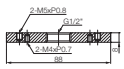	VOBL35x90	18.7

VOU Series

9205	Type	Description	Dimension	Available suction cups	Weight (g)
350 002 1012	M5M	Standard		VOU4x20, VOU6X20, VOU8X20, VOU8X30, VOU10X30	1.78
350 002 1112	M5F	Standard		VOU4x20, VOU6X20, VOU8X20, VOU8X30, VOU10X30	2.82
350 002 3021	18M	Standard		VOU15x45, VOU20X60	13.74
350 002 3022		Built in mesh-filter			13.84
350 002 3121	18F	Standard		VOU15x45, VOU20X60	10.32
350 002 3122		Built in mesh-filter			10.46

FF Series

9205	Type	Description	Dimension	Available suction cups	Weight (g)
350 007 0101	M5M	Standard		FF15	1.41
350 007 0102	M5M	Standard		FF20, FF25, FF30	2.59
350 007 0103	M5M	Standard		FF15X, FF20X	2.41

SUCTION CUPS - FITTINGS

BL5040 Series

9205
350 005 0101
350 005 0103
350 005 0202
350 005 0204
350 005 0302
350 005 0304

Dimensions

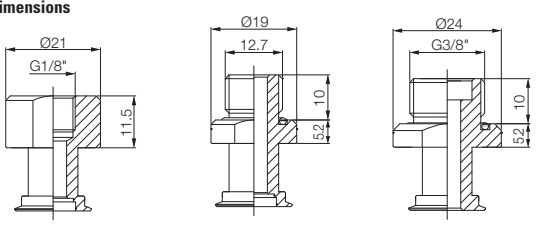

VOBL 35 x 90 Series

9205
350 000 3660

Dimensions

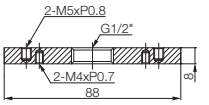

VOU Series

9205
350 002 1012
350 002 1112
350 002 3021
350 002 3022
350 002 3121
350 002 3122

Dimensions

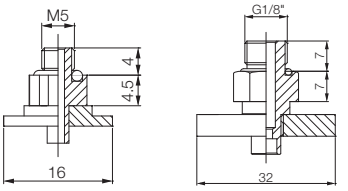

FF Series

9205
350 007 0101
350 007 0102
350 007 0103

Dimensions

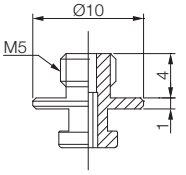

VACUUM PUMPS - TECHNICAL INFORMATION

Green Pumps

- VMECA vacuum cartridge technology integrated
- High polished clean surface (= for food, pharma industry)
- Vacuum filter self-cleaning system

Features & Strengths

- Highly operational reliability despite fluctuating or low compressed-air pressure
- Integrated vacuum filter with high dirt capacity and auto-cleaning system
- High polished clean surface for food, pharma and chemical industry
- Easy to install in limited space due to compact size
- Quick response time

GS Range

9205	Max. Vacuum level (- kPa)	Supply Air Pressure (bar)	Max. Vacuum Flow(Nl/m)	Air Consumption (Nl/m)	Noise level (dBA)	Min. hose inner Ø (within 2m)		
						Air supply	Vacuum	Exhaust
GS203	90	3 - 4	85.8	21 - 32	52 - 58	4 - 6	6	8
GS252	94	5 - 6	113	70.5 - 83.5	60 - 68	6 - 8	6	10
GS253	94	5 - 6	146	70.5 - 83.5		6 - 8	8	10
GS302	93	3 - 4	171	97 - 152		6 - 8	8	10
GSL302	75	4 - 6	200	70 - 104		6 - 8	8	10

- VMECA vacuum cartridge technology integrated
- High polished clean surface (= for food, pharma industry)
- Vacuum filter self-cleaning system

Features & Strengths

- Dual vacuum cartridge structure
- Highly operational reliability despite fluctuating or low compressed-air pressure
- Integrated vacuum filter with high dirt capacity and auto-cleaning system
- High polished clean surface for food, pharma and chemical industry
- Easy to install in limited space due to compact size
- Quick response time



GH Range

9205	Max. Vacuum level (-kPa)	Supply Air Pressure (bar)	Max. Vacuum Flow(Nl/m)	Air Consumption (Nl/m)	Noise level (dBA)	Min. hose inner Ø (within 2m)		
						Air supply	Vacuum	Exhaust
GH203	90	3 - 4	172	40 - 64	52 - 58	6 - 8	8	10
GH252	94	5 - 6	222	141 - 167	60 - 68	6 - 8	8	10
GH253	94	5 - 6	292	141 - 167		6 - 8	8	10
GH302	93	3 - 4	343	194 - 304		6 - 8	8	10
GHL302	75	4 - 6	400	140 - 208		6 - 8	8	10

VSM Pumps

- VMECA vacuum cartridge technology integrated
- Various mounting options for easy installation
- Extremely low noise level

Features & Strengths

- Efficient individual and independent point-of-use vacuum
- Highly operational reliability despite fluctuating or low compressed-air pressure
- Extremely quick response
- Available for multiple connection ports
- Extremely low noise level with VMECA twofold silencer

VSM Range

9205	Vacuum Connection	Type	Max. Vacuum level (- kPa)	Supply Air Pressure (bar)	Max. Vacuum Flow(Nl/m)	Air Consumption (Nl/m)	Noise level (dBA)	Min. hose inner Ø (within 2m)		
								Air supply	Vacuum	Exhaust
VSM202	3/8" (x1), 1/8" (x3)	Holding Plug	90	3 - 4	44	22 - 40.5		8	8	8
VSM203	3/8" (x1), 1/8" (x3)	Silencer	90	3 - 4	84.5	21 - 40	55 - 65	8	8	10
VSM303	1/2" (x1), 1/4" (x3)	Silencer	92	4	341	82 - 152		8	12	14

Please contact our sales office for full technical information

VACUUM PUMPS

VCS Pumps

- VMECA vacuum cartridge technology integrated
- Level compensator and vacuum ejector in one body

Features & Strengths

- Built in level compensator in one body
- Highly operational reliability despite fluctuating or low compressed air pressure
- Quick response time
- Compact size and light weight

VCS Range

9205	Male Thread	Female Thread	Check Valve	Max. Vacuum level (- kPa)	Supply Air Pressure (bar)	Max. Vacuum Flow(Nl/m)	Air Consumption (Nl/m)	Noise level (dBA)	Min. hose inner Ø (within 2m)		
									Air supply	Vacuum	Exhaust
VCS102	M5	N/A	No	85	1.2 - 2.6	16.5	6.8 - 10.6	55 - 65	4 - 6	8	6
VCS102C	N/A	G1/8"	Yes	85	1.2 - 2.6	16.5	6.8 - 10.6	55 - 65	4 - 6	8	6

Premium Pumps

- VMECA vacuum cartridge technology integrated
- High vacuum flow with durable aluminium body

Features & Strengths

- Highly operational reliability despite fluctuating or low compressed air pressure
- Top and side vacuum connection ports available
- Optional air-saving kit available to minimise energy consumption
- Quick response time
- Strong aluminium body

PM Range with Side Vacuum Port

9205	No. of Cartridges	Thread	Max. Vacuum level (- kPa)	Supply Air Pressure (bar)	Max. Vacuum Flow(Nl/m)	Air Consumption (Nl/m)	Noise level (dBA)	Min. hose inner Ø (within 2m)		
								Air supply	Vacuum	Exhaust
PM303X1	1	G1"	92	3 - 4	341	97 - 158	60 - 65	8	12	12
PM303X2	2	G1"	92	3 - 4	682	194 - 340		8	15	15
PM303X3	3	G1"	92	3 - 4	1023	291 - 456		10	19	22
PM303X4	4	G1"	92	3 - 4	1364	388 - 608		10	22	32

- VMECA vacuum cartridge technology integrated
- Large vacuum flow with up to 16 VMECA vacuum cartridge

Features & Strengths

- Highly operational reliability despite fluctuating or low compressed-air pressure
- High vacuum flow with low energy consumption
- Available to replace 4kw(5Hp) electric motor pump
- Very low noise level
- Durable and light aluminium body

MPM Range without Vacuum Filter

9205	No. of Cartridges	Thread	Max. Vacuum level (- kPa)	Supply Air Pressure (bar)	Max. Vacuum Flow(Nl/m)	Air Consumption (Nl/m)	Noise level (dBA)	Min. hose inner Ø (within 2m)		
								Air supply	Vacuum	Exhaust
MPM303X6	6	G2"	93	3 - 4	2048	804	55 - 62	11	35	40
MPM303X8	8	G2"	93	3 - 4	2728	1072	55 - 62	11	40	40
MPM303X10	10	G2"	93	3 - 4	3410	1340	55 - 62	11	40	45
MPM303X12	12	G2"	93	3 - 4	4092	1608	55 - 62	12	40	50
MPM303X14	14	G2"	93	3 - 4	4774	1876	55 - 62	13	45	50
MPM303X16	16	G2"	93	3 - 4	5456	2144	55 - 62	14	35	60

Please contact our sales office for full technical information

VACUUM PUMPS

Magic Pumps

- VMECA vacuum cartridge technology integrated
- Flexibly rotatable vacuum pump
- Easy to distribute vacuum connections with integrated distribution body module

Features & Strengths

- Highly operational reliability despite fluctuating or low compressed-air pressure
- Integrated pleated filter with high dirt capacity and auto-cleaning system
- Flexible structure available to select various port options and port position/direction
- Easy to assemble and disassemble without any tools
- Quick response time
- Patented design



M3000 Range

9205	No. of Cartridges	Thread	Stage	Max. Vacuum level (- kPa)	Supply Air Pressure (bar)	Max. Vacuum Flow(Nl/m)	Air Consumption (Nl/m)	Noise level (dBA)	Min. hose inner Ø (within 2m)		
									Air supply	Vacuum	Exhaust
M3122	2	G3/4"	2	92	3 - 4	342	194 - 304	50 - 60	8	15	15
M3123	3	G3/4"	2	92	3 - 4	513	291 - 456		10	19	22
M3124	4	G3/4"	2	92	3 - 4	684	388 - 608		10	22	32
M3132	2	G3/4"	3	92	3 - 4	682	194 - 304	50 - 60	8	15	15
M3133	3	G3/4"	3	92	3 - 4	1023	291 - 456		10	19	22
M3134	4	G3/4"	3	92	3 - 4	1364	388 - 608		10	22	32

Turtle Pumps

- VMECA vacuum cartridge technology integrated
- Vacuum filter in one body with auto filter cleaning system

Features & Strengths

- Highly operational reliability despite fluctuating or low compressed-air pressure
- Integrated pleated filter with high dirt capacity and auto-cleaning system
- Optional air-saving kit available to minimise energy consumption
- Quick response time
- Patented design

VTC Range

9205	No. of Cartridges	Thread	Silencer	Stage	Max. Vacuum level (- kPa)	Supply Air Pressure (bar)	Max. Vacuum Flow(Nl/m)	Air Consumption (Nl/m)	Noise level (dBA)	Min. hose inner Ø (within 2m)		
										Air supply	Vacuum	Exhaust
VTC3021-2	1	G3/4"	-	2	92	3 - 4	171	97 - 152	50 - 60	6	8	10
VTC3031-2	1	G3/4"	Two Fold	3	92	3 - 4	341	97 - 152		6	8	10
VTC3122-2	2	G3/4"	Standard	2	92	3 - 4	342	194 - 304	60 - 65	8	15	15
VTC3032-2	2	G3/4"	Two Fold	3	92	3 - 4	682	194 - 304		8	12	18
VTC3022-2	2	G3/4"	-	3	92	3 - 4	342	194 - 304		8	12	18
VTC3132-2	2	G3/4"	Standard	3	92	3 - 4	682	194 - 304		8	15	15
VTC3123-2	3	G3/4"	Standard	2	92	3 - 4	513	291 - 456		10	19	22
VTC3133-2	3	G3/4"	Standard	3	92	3 - 4	1023	291 - 456		10	19	22
VTC3124-2	4	G3/4"	Standard	2	92	3 - 4	684	388 - 608		10	22	32
VTC3134-2	4	G3/4"	Standard	3	92	3 - 4	1364	388 - 608		10	22	32

Please contact our sales office for full technical information

VACUUM GRIPPERS - MAGIC GRIPPERS

Features & Strengths

- Reliable performance despite inconsistent compressed air pressure
- Extremely compact and light weight
- Low air consumption
- Various mounting options
- Excellent gripping power
- Various suction lips for different applications

A-Type - Single Cartridge

Micro Cartridge, 2-Stage

9205	Bellow Size mm	Material
MC10A1-20	20	Nitrile
MC10A2-20	20	Nitrile
MC10A1-40	40	Nitrile
MC10A2-40	40	Nitrile

Mini Cartridge, 2-Stage

9205	Bellow Size mm	Material
MC20A1-40	40	Nitrile
MC20A2-40	40	Nitrile
MC20A1-60	60	Nitrile
MC20A2-60	60	Nitrile

Mini Cartridge, 3-Stage

9205	Bellow Size mm	Material
MC23A1-40	40	Nitrile
MC23A2-40	40	Nitrile
MC23A1-60	60	Nitrile
MC23A2-60	60	Nitrile

Mini Premium Cartridge, 2-Stage

9205	Bellow Size mm	Material
MC25A1-40	40	Nitrile
MC25A2-40	40	Nitrile
MC25A1-60	60	Nitrile
MC25A2-60	60	Nitrile

B Type - Single Cartridge/Auto Vac Release

Micro Cartridge, 2-Stage

9205	Bellow Size mm	Material
MC10B1-20	20	Nitrile
MC10B2-20	20	Nitrile
MC10B1-40	40	Nitrile
MC10B2-40	40	Nitrile

Mini Cartridge, 2-Stage

9205	Bellow Size mm	Material
MC20B1-40	40	Nitrile
MC20B2-40	40	Nitrile
MC20B1-60	60	Nitrile
MC20B2-60	60	Nitrile

Mini Cartridge, 3-Stage

9205	Bellow Size mm	Material
MC23B1-40	40	Nitrile
MC23B2-40	40	Nitrile
MC23B1-60	60	Nitrile
MC23B2-60	60	Nitrile

Mini Premium Cartridge, 2-Stage

9205	Bellow Size mm	Material
MC25B1-40	40	Nitrile
MC25B2-40	40	Nitrile
MC25B1-60	60	Nitrile
MC25B2-60	60	Nitrile

VACUUM GRIPPERS - MAGIC GRIPPERS

Features & Strengths

- Reliable performance despite inconsistent compressed air pressure
- Extremely compact and light weight
- Low air consumption
- Various mounting options
- Excellent gripping power
- Various suction lips for different applications

C Type – Single Cartridge/Check Valve

Micro Cartridge, 2-Stage

9205	Bellow Size mm	Material
MC10C1-20	20	Nitrile
MC10C2-20	20	Nitrile
MC10C1-40	40	Nitrile
MC10C2-40	40	Nitrile

Mini Cartridge, 2-Stage

9205	Bellow Size mm	Material
MC20C1-40	40	Nitrile
MC20C2-40	40	Nitrile
MC20C1-60	60	Nitrile
MC20C2-60	60	Nitrile

Mini Cartridge, 3-Stage

9205	Bellow Size mm	Material
MC23C1-40	40	Nitrile
MC23C2-40	40	Nitrile
MC23C1-60	60	Nitrile
MC23C2-60	60	Nitrile

Mini Premium Cartridge, 2-Stage

9205	Bellow Size mm	Material
MC25C1-40	40	Nitrile
MC25C2-40	40	Nitrile
MC25C1-60	60	Nitrile
MC25C2-60	60	Nitrile

D-Type - Dual Cartridge

Micro Cartridge, 2-Stage

9205	Bellow Size mm	Material
MC10D1-20	20	Nitrile
MC10D2-20	20	Nitrile
MC10D1-40	40	Nitrile
MC10D2-40	40	Nitrile

Mini Cartridge, 2-Stage

9205	Bellow Size mm	Material
MC20D1-40	40	Nitrile
MC20D2-40	40	Nitrile
MC20D1-60	60	Nitrile
MC20D2-60	60	Nitrile

Mini Cartridge, 3-Stage

9205	Bellow Size mm	Material
MC23D1-40	40	Nitrile
MC23D2-40	40	Nitrile
MC23D1-60	60	Nitrile
MC23D2-60	60	Nitrile

Parker legris LIQUIfit™

For **Parker Leak Free Liquifit Push-in Fitting** see pages **800-803**

VACUUM GRIPPERS - MAGIC GRIPPERS

Suction Lips

- X type suction lips are excellent in handling thin and light plastic bag applications such as ice cream bags and aluminium foil.

X Type

9205	Ø mm	Material
X25-N6	25	Nitrile
X30-N6	30	Nitrile
X45-N6	45	Nitrile
X55-N6	55	Nitrile
X65-N6	65	Nitrile
X75-N6	75	Nitrile
X25-S3	25	Silicone
X30-S3	30	Silicone
X45-S3	45	Silicone
X55-S3	55	Silicone
X65-S3	65	Silicone
X75-S3	75	Silicone
X25-W3	25	White Silicone
X30-W3	30	White Silicone
X45-W3	45	White Silicone
X55-W3	55	White Silicone
X65-W3	65	White Silicone
X75-W3	75	White Silicone

- P type suction lips are excellent in handling heavy or thick plastic bags containing liquid and powder substances.
- Various stopper and lip material options to cover a wide range of vacuum applications.

P Type

9205	Ø mm	Material
P15-N6	15	Nitrile
P17-N6	17	Nitrile
P20-N6	20	Nitrile
P27-N6	27	Nitrile
P32-N6	32	Nitrile
P48-N6	48	Nitrile
P60-N6	60	Nitrile
P15-S3	15	Silicone
P17-S3	17	Silicone
P20-S3	20	Silicone
P27-S3	27	Silicone
P32-S3	32	Silicone
P48-S3	48	Silicone
P60-S3	60	Silicone
P85-S3	85	Silicone
P15-W3	15	White Silicone
P17-W3	17	White Silicone
P20-W3	20	White Silicone
P27-W3	27	White Silicone
P32-W3	32	White Silicone
P48-W3	48	White Silicone
P60-W3	60	White Silicone

- U type suction lips are excellent in handling flat an slightly curved objects such as carton boxes and tubes.

U Type

9205	Ø mm	Material
U25-N6	25	Nitrile
U30-N6	30	Nitrile
U45-N6	45	Nitrile
U55-N6	55	Nitrile
U65-N6	65	Nitrile
U75-N6	75	Nitrile
U25-S3	25	Silicone
U30-S3	30	Silicone
U45-S3	45	Silicone
U55-S3	55	Silicone
U65-S3	65	Silicone
U75-S3	75	Silicone
U25-W3	25	White Silicone
U30-W3	30	White Silicone
U45-W3	45	White Silicone
U55-W3	55	White Silicone
U65-W3	65	White Silicone
U75-W3	75	White Silicone

Stoppers - A-Type

To Suit X Type Lips

9205	Stopper Size mm
MS20-A	20
MS40-A	40
MS60-A	60

Stoppers - A-Type

To Suit U & X Type Lips

9205	Stopper Size mm
MS20-B	20
MS40-B	40
MS60-B	60

Stoppers - C-Type

To Suit U & X Type Lips

9205	Stopper Size mm
MS20-C	20
MS40-C	40
MS60-C	60

Stoppers - C-Type

To Suit P, U & X Type Lips

9205	Stopper Size mm
MS20-D	20
MS40-D	40
MS60-D	60

NB: Other materials available on request

IN-LINE VACUUM FILTER

These filters provide a cost effective in-line vacuum filtration method.

The 6mm push fit version is useful for individual lines particularly with the Oneline pump and multiple stack pumps. The 3/8" version can be screwed directly into the mini type vacuum pump as well as any other port using a 3/8" BSP connection. When used with the mini pumps and midi multiple pumps, it provides a very compact set up.

Features & Strengths

- Simply pushing the tube into the LV-filter
- No other operation is required
- Excellent filtering - minimum particle : 20 micron
- Easy to check and replace filter element

Body Material: Polycarbonate (PC)

Specification

Model	Tube size (mm) (Outer diameter)	Removal efficiency (μ)	Filter area (mm^2)	Temperature (°C)	Weight (g)
VTF-0706	6	10	7.5	0 to +60	25.0
VTF-1208	8	10	12.5	0 to +60	39.5

Dimensions

Model	L	D1	D2	F1	F2
VTF-0706	55.5	Ø6	Ø18.5	10	20
VTF-1208	65.2	Ø8	Ø22.5	14	44

Unit: mm

Dimensions

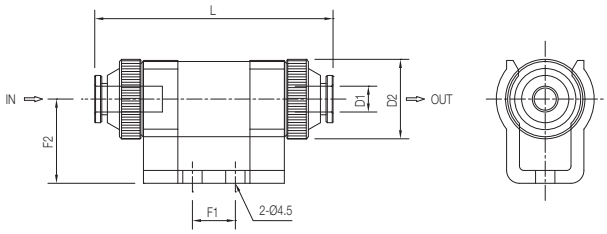

Square Parts - Filter Element

Model	Description	Weight (g)
VTFE0706	Filter Element for VTF-0706	0.74
VTFE1208	Filter Element for VTF-1208	1.2

VTF Filters

9205	OD (mm)
VTF-0706	6
VTF-1208	8

VTFB Filters

9205	Flow Rate (l/m)	Vacuum Connection
VTF38-96	660	G3/8"
VTF38-141	780	G3/8"
VTF12-96	900	G1/2"
VTF12-141	1080	G1/2"
VTF34-96	900	G3/4"
VTF34-141	1320	G3/4"
VTF01-118	2520	G1"
VTF01-154	3480	G1"
VTF02-118	2880	G1.1/2"
VTF02-154	5100	G1.1/2"

VTF Replacement Elements - Polyester

9205	To Suit
VTFE27.5-39096	VTF38-96, 12-96, 34-96
VTFE27.5-39141	VTF38-141,12-141, 34-141
VTFE47.4-62118	VTF01-118, 02-118
VTFE47.4-62154	VTF01-154, 02-154

INTERCHANGE FILTER ELEMENTS

Vacuum Pump Filters

BSP

9156	d1	Male/ Female	d2 mm	h1 mm	h2 mm	Dh3 mm	h4 mm	Flow Rate m³/h	Element ref
SA6654	G3/8"	F	80	66	12	39	45	24	SA6715
SA6058	G3/4"	F	110	76	14	53	54	42	SA6091
SA6647	G1/2"	F	110	76	14	53	54	42	SA6091
SA6952	G1"	F	133	85	17	53	78	85	SA6120
SA6059	G1.1/4"	F	133	85	17	53	78	96	SA6120
SA6061	G1.1/4"	F	170	141	17	93	96	108	SA6122
SA6648	G1.1/2"	F	170	170	18	124	100	192	SA6651
SA6649	G2"	F	200	240	18	124	114	310	SA6096
SA6060	G2.1/2"	F	200	240	18	124	114	360	SA6096
SA6650	G3"	F	270	180	50	145	165	550	SA6095
SA6652	G4"	F	270	180	50	145	165	720	SA6095
SA6749	G3"	F	280	395	50	330	190	1080	SA6005
SA6750	G4"	F	360	590	50	400	230	1260	SA6005

Please request a technical data sheet.

Vacuum Pump Spare Filter Elements

BSP

9156	To Suit
SA6715	Element for SA6654
SA6091	Element for SA6647 & SA6058
SA6120	Element for SA6952 & SA6059
SA6122	Element for SA6061
SA6651	Element for SA6648
SA6096	Element for SA6649 & SA6060
SA6095	Element for SA6650 & SA6652
SA6005	Element for SA6749
SA6025	Element for SA6750

In-line Vacuum Filter

(1) Flow rates measured with 10 mbar pressure loss
(2) C = paper
R = stainless steel net
(3) Metallic frame



BSP

9032	Flow Rate m³/h	A inches	B mm	C mm	Element (2)	Weight kg
9001003	12	G1/4"	82	62	C	0.16
9001004	12	G1/4"	76	62	R	0.13
9001069	12	G1/4"	74	62	C	0.13
9001004/0	12	G3/8"	76	62	R	0.13
9001009	24	G3/8"	138	85	C	0.37
9001070	24	G3/8"	117	80	C	0.37
9001008	30	G1/2"	88	85	R	0.25
9001010	30	G1/2"	88	80	C	0.25
9001030	90	G1"	240	145	C	1.16
9001016	90	G1"	175	120	R	0.85

In-line Vacuum Spare Filter Elements

(2) C = paper
R = stainless steel net

Spare Filter Elements

9032	Element to Suit Nl/min(1)	µm	Element (2)	Temperature Maximum °C
1801001	9001069, 9001003	30	C	80
1803002	9001004, 9001004/0	100	R	50
1802003	9001008	44	R	50
1801006	9001009, 9001010	30	C	50
1802011	9001016	60	R	50
1801047	9001070	15	C	80
1801021	9001030	25	C	50

Blower Intake Filter

Female

9033	Female Thread	A	D	H	S	L	M	Capacity m³/h
FL1	1/2"	75	21	62	23	100	15	25
FL2	3/4"	150	27	105	23	130	15	85
FL3	1"	150	33	105	23	130	15	85
FL4	1.1/4"	150	42	105	23	200	15	85
FL5	1.1/2"	180	48	155	23	200	15	250
FL6	2"	230	60	155	23	200	15	400
FL8	3"	280	89	180	35	200	15	700
FL9	4"	410	114	330	35	200	15	1400

Blower Intake Spare Filter Elements

Spare Filter Elements

9033	Element For	A	D	H
CF1	FL1	55	25	50
CF4	FL2, FL3, FL4	110	55	83
CF5	FL5	150	80	135
CF6	FL6	180	80	135
CF8	FL8	225	100	150
CF9	FL9, FL10	300	215	300

High Volume Muffler

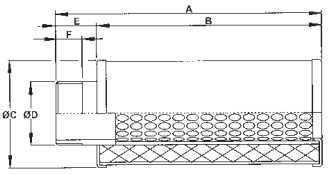

Type SS

Pump Mounted, Male

9033	D	A	B	C	E
SS4	G1.1/4"	190	138	69	52
SS5	G1.1/2"	200	168	80	32
SS6	G2"	230	198	89	32
SS8	G3"	390	350	152	40

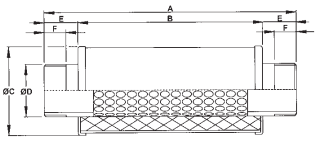

Type SI

In-line, Male x Male

9033	D	A	B	C	E
SI4	G1.1/4"	242	138	69	52
SI5	G1.1/2"	232	168	80	32
SI6	G2"	262	198	89	32
SI8	G3"	430	350	152	40

1 Hydraulics 3-284

2 Hydraulic Quick Release Couplings 285-320

3 Pneumatic Quick Release Couplings 321-406

4 Monitor & Test 407-446

5 Pneumatic & Vacuum 447-762

6 Push-in Fittings & Tubing 763-918

7 Valves & Actuation 919-1060

8 Ring Main 1061-1136

9 Hose Tails, Adaptors, Fittings & Manifolds 1137-1224

10 Stainless Steel 1225-1332

11 Malleable Iron 1333-1398

12 Hose, Couplings, Ducting & Hose Reels 1399-1510

13 Clips & Clamps 1511-1558

14 Paint, Sprays & Adhesives 1559-1590

15 Blow Guns, Vacuum & Nozzles 1591-1616

16 Fuelling, Lubrication, Wash Down & Misting 1617-1696

17 Compressors & Air Tools 1697-1726

18 Hand Tools & PPE 1727-1765

SECTION 6

Push-in Fittings & Tubing

6.01 Plastic Push-in Fittings 763-842

6.02 Metal Push-in Fittings 843-874

6.03 Stainless Steel Push-in Fittings 875-879

6.04 Plumbing Push-in Fittings 880-886

6.05 Air Brake Push-in Fittings 887-894

6.06 Polyurethane & Nylon Tubing 895-918

SECTION 6

6.01 Plastic Push-in Fittings

763-842

- One Touch Emergency Fittings Kits
- One Touch Plastic (Metric)
- One Touch NPT Plastic (Imperial)
- One Touch+ Emergency Fittings Kits (16 bar rated)
- Micro One Touch (Metric)
- Mirco One Touch (Imperial) NPT & UNI
- Check & Stop Valves
- LF 3000®
- Leak Free
- NPT Threads x Imperial Tube
- BSP Threads x Metric Tube
- Flow Control Regulators Polymer Version
- Flow Control Regulators & Function Fittings
- QS Standard Series
- QS Miniature Series
- Function Fittings
- 55000 Series (20 bar Rated)
- 55000 Series Metal Body
- 55000 Series Miniature
- Metric Push-in Fittings
- Technopolymer
- Push-in Fittings Kits
- Flow Micro Regulators
- Block Fittings
- Flow Control Valves
- Functional Fittings Series 7000 Super Rapid
- Compact Fittings
- Push-in Fittings (Metric)
- Push-in Fittings (Imperial)

6.02 Metal Push-in Fittings

843-874

- One Touch Emergency Fittings Kits
- One Touch All Metal, LF 3600®
- Centralised Lubrication System Fittings
- 50000 Series - Brass
- 89000 Series Imperial Tube Fittings
- 50000 Series Metal Body
- 50000 Series Brass
- 58000 Series High Pressure Lubrication Fittings
- Food Grade
- Pneufi ® Push-in Fittings (Metric/Imperial)
- Non Return Valves & Fittings
- Food Grade Fittings
- Nickel Plated Brass & Technoplymer
- Metric Push-in Fittings
- Nickel Plated Brass
- Super-Rapid
- Push-in Fittings
- Series 8000 Super-Rapid Fittings
- Series H8000 Dual Seal Super-Rapid Fittings

6.03 Stainless Steel Push-in Fittings

875-879

- One Touch All Stainless Steel Push-in Fittings
- 316 Stainless Steel Push-in Fittings

All seals have FDA Certification

stainless steel

6.04 Plumbing Push-in Fittings

Speedfit · John Guest · Hitap

880-886

- Plastic Push-in Fittings
- Plastic Push-in Fittings Pipes & Cutters
- Fitting Valves Piping & Accessories Range
- Brass Push-in Plumbing Tube Fittings

6.05 Air Brake Push-in Fittings

SIRIT AIR BRAKE FITTINGS · CAMOZZI Automation

887-894

- Air Brake Fittings
- Air Brake Swivel Fittings
- Air Brake Threaded Fittings C Truck 9000 Series
- Air Brake Accessories C Truck 9000 Series

6.06 Polyurethane & Nylon Tubing

FT PRO · Parker · legris · LIQUIfit™ · John Guest · Parker · legris · Synflex by Danfoss

895-918

- Polyurethane Tube
- Polyurethane Recoil Hoses, Polyurethane Tube & Assemblies
- Polyurethane Anti-Spatter Tube & Hose
- Tube & Hose Cutters
- Tubing
- Specialist Tubing
- Automotive Tubing & Hose
- Festo Polyurethane Tubing
- Nylon Tubing & Tube Cutters
- Nylon Tubing
- LLDPE & Synflex ube

PLASTIC PUSH-IN FITTINGS

BSP & Metric Threads x Metric Tube

Features:

- Convenient One Touch fittings provide instant connections
- Elliptical release ring facilitates pneumatic installation in confined spaces
- Light manual pressure on the elliptical release ring is all that is required to instantly disconnect each tube; no special tools required
- Nickel-plated brass threaded body ensures anti-corrosion and anti-contamination
- All taper threaded fittings are pre-coated with PTFE sealant and require no additional sealing

Working Temperature:
0°C to +60°C

Maximum Working Pressure
10 bar (150 psi)

Construction:

Resin Body:	PBT
Metal Body:	Nickel-plated brass
Packing:	Nitrile
Back Ring:	POM
O-Ring:	Nitrile
Collar:	Nickel-plated zinc
Sleeve:	POM
Locking Claw:	Stainless steel
Media:	Air and vacuum
Threads:	BSPP, BSPT, metric
OD:	Metric

PLASTIC PUSH-IN FITTINGS

One Touch Emergency Fittings Kits

FT PRO®

Convenient, compact boxes containing a selection of popular FT Pro One Touch plastic push-in fittings along with handy tube cutter.

Available in three sizes: 6mm, 8mm and 10mm. Can be used with nylon 6, 11, 12, and polyurethane (ester and ether).

Working Temperature:
Brass & Acetal:
0°C to +60°C*

Maximum Working Pressure:
10 bar (150 psi)*
Negative Pressure:
-750mm Hg (10 Torr)*

Media:
Air and vacuum only.

Plastic Push-in

1060	OD mm
FTP-06MMBOX-P	6
FTP-08MMBOX-P	8
FTP-10MMBOX-P	10
Tech Sheet 1964	

*Dependent upon tubing specification.

Contents:

6mm
Plastic Push-in Fittings & Tube Cutter

1 x Tube Cutter KTC-1	10 x Equal Tees 2019-8404	10 x Equal Connectors 2019-8305	2 x Equal Bulkheads 2019-8503
8 x Equal Elbows 2019-8354	8 x 1/8" BSPP Male Stud Elbows 2028-8247	5 x 1/4" BSPP Male Stud Elbows 2028-8254	
2 x 1/8" BSPT Flow Controllers 2022-9852	2 x 1/4" BSPT Flow Controllers 2022-9878	2 x Flow Controllers (Unidirectional) 2022-9746	
10 x 1/8" BSPT Male Studs 2019-4965	10 x 1/4" BSPT Male Studs 2019-4973	2 x Shut Off Valves (Tube x Tube) HVFF06-06	
5 x M5 BSPT Male Studs 2019-4957	10 x 1/8" BSPP Male Studs 2028-7819	10 x 1/4" BSPP Male Studs 2028-7843	

8mm
Plastic Push-in Fittings & Tube Cutter

1 x Tube Cutter KTC-1	8 x Equal Tees 2019-8412	10 x Equal Connectors 2019-8313	2 x Equal Bulkheads 2019-8511
6 x Equal Elbows 2019-8362	6 x 1/8" BSPP Male Stud Elbows 2028-8270	5 x 1/4" BSPP Male Stud Elbows 2028-8288	
2 x 1/8" BSPT Flow Controllers 2022-9886	2 x 1/4" BSPT Flow Controllers 2022-9894	2 x Flow Controllers (Unidirectional) 2022-9753	
10 x 1/8" BSPT Male Studs 2019-4999	10 x 1/4" BSPT Male Studs 2019-5004	2 x Shut Off Valves (Tube x Tube) HVFF08-08	
5 x 3/8" BSPT Male Studs 2019-5012	10 x 1/8" BSPP Male Studs 2028-7876	10 x 1/4" BSPP Male Studs 2028-7884	

10mm
Plastic Push-in Fittings & Tube Cutter

1 x Tube Cutter KTC-1	2 x Flow Controllers (Unidirectional) 2022-9761	8 x Equal Connectors 2019-8321
3 x Equal Elbows 2019-8370	3 x 1/8" BSPP Male Stud Elbows 2028-8312	3 x 1/4" BSPP Male Stud Elbows 2028-8320
2 x 1/4" BSPT Flow Controllers 2022-9928	1 x 3/8" BSPT Flow Controller 2022-9936	2 x Equal Tees 2019-8420
7 x 1/8" BSPT Male Studs 2019-5038	7 x 1/4" BSPT Male Studs 2019-5046	2 x Equal Bulkheads 2019-8529
5 x 3/8" BSPT Male Studs 2019-5053	8 x 1/8" BSPP Male Studs 2028-7926	6 x 1/4" BSPP Male Studs 2028-7934

ONE TOUCH PLASTIC PUSH-IN FITTINGS, METRIC

Working Temperature: 0°C to +60°C

Maximum Working Pressure: 10 bar (150 psi)

Media: Air and vacuum only.

Negative Pressure: -750mm Hg (10 Torr)

Male Studs

Male Thread, Metric & BSPT

1060	OD mm	Thread
2019-4890	4	M5
2019-4932	4	1/8"
2046-7163	4	M6
2019-4940	4	1/4"
2046-7164	4	3/8"
2019-4957	6	M5
2019-4965	6	1/8"
2046-7165	6	M6
2019-4973	6	1/4"
2019-4981	6	3/8"
2046-7166	6	1/2"
2019-4999	8	1/8"
2019-5004	8	1/4"
2019-5012	8	3/8"
2019-5020	8	1/2"
2019-5038	10	1/8"
2019-5046	10	1/4"
2019-5053	10	3/8"
2019-5061	10	1/2"
2019-5076	12	1/4"
2019-5087	12	3/8"
2019-5095	12	1/2"
2019-5096	16	3/8"
2019-5097	16	1/2"

Tech Sheet 1964

Male Thread, BSPP

1060	OD mm	Thread
2028-7736	4	1/8"
2028-7793	4	1/4"
2028-7819	6	1/8"
2028-7843	6	1/4"
2028-7868	6	3/8"
2028-7876	8	1/8"
2028-7884	8	1/4"
2028-7900	8	3/8"
2028-7918	8	1/2"
2028-7926	10	1/8"
2028-7934	10	1/4"
2028-7942	10	3/8"
2028-7959	10	1/2"
2028-7967	12	1/4"
2028-7975	12	3/8"
2028-7983	12	1/2"
2028-7986	16	3/8"
2028-7987	16	1/2"

Tech Sheet 1964

Male Thread, Metric & BSPT

1060	OD mm	Thread
2019-0010	4	M5
2019-0011	4	M6
2019-0012	4	1/8"
2019-0013	4	1/4"
2019-0014	6	M5
2019-0015	6	M6
2019-0016	6	1/8"
2019-0017	6	1/4"
2019-0018	6	3/8"
2019-0019	6	1/2"
2019-0020	8	1/8"
2019-0021	8	1/4"
2019-0022	8	3/8"
2019-0023	8	1/2"
2019-0024	10	1/8"
2019-0025	10	1/4"
2019-0026	10	3/8"
2019-0027	10	1/2"
2019-0028	12	1/4"
2019-0029	12	3/8"
2019-0030	12	1/2"
2019-0031	16	3/8"
2019-0032	16	1/2"

Female Studs

Female Thread, BSPP

1060	OD mm	Thread
2019-6325	4	1/8"
2046-7167	4	1/4"
2019-6366	6	1/8"
2019-6416	6	1/4"
2019-6432	6	3/8"
2019-6440	8	1/8"
2019-6465	8	1/4"
2019-6721	8	3/8"
2046-7168	8	1/2"
2019-6739	10	1/8"
2019-6754	10	1/4"
2019-6911	10	3/8"
2046-7169	10	1/2"
2019-6929	12	1/4"
2019-7018	12	3/8"
2019-7059	12	1/2"

Tech Sheet 1964

Female Bulkhead Connectors

Female Thread, Metric & BSPP

1060	OD mm	Thread	Bulkhead
2046-7194	4	M5	M12 x 1
2019-7083	4	1/8"	M12 x 1
2046-7196	4	1/4"	M12 x 1
2046-7197	6	M5	M14 x 1
2019-7125	6	1/8"	M14 x 1
2046-7198	6	M6	M14 x 1
2019-7133	6	1/4"	M14 x 1
2046-7199	6	3/8"	M14 x 1
2046-7200	6	1/2"	M14 x 1
2046-7201	8	1/8"	M16 x 1
2019-7166	8	1/4"	M16 x 1
2019-7182	8	3/8"	M16 x 1
2046-7202	8	1/2"	M16 x 1
2046-7203	10	1/8"	M20 x 1
2019-7299	10	1/4"	M20 x 1
2019-7307	10	3/8"	M20 x 1
2046-7204	10	1/2"	M20 x 1
2019-7315	12	1/4"	M22 x 1
2019-7497	12	3/8"	M22 x 1
2046-7205	12	1/2"	M22 x 1

Tech Sheet 1964

For **Brass Nickel Plated Hose Tails** see pages **1140-1146**

ONE TOUCH PLASTIC PUSH-IN FITTINGS, METRIC

Working Temperature:
Brass: 0°C to +60°C
Acetal: 0°C to +60°C

Maximum Working Pressure:
10 bar (150 psi)

Media:
Air and vacuum only.

Negative Pressure:
-750mm Hg (10 Torr)

Male Stud Swivel Elbows

Male Thread, Metric & BSPT

1060	OD mm	Thread
2019-5103	4	M5
2019-5111	4	1/8"
2046-7170	4	M6
2019-5129	4	1/4"
2019-5822	6	M5
2019-5145	6	1/8"
2046-7171	6	M6
2019-5152	6	1/4"
2019-5160	6	3/8"
2046-7172	6	1/2"
2019-5178	8	1/8"
2019-5186	8	1/4"
2019-5194	8	3/8"
2019-5202	8	1/2"
2019-5210	10	1/8"
2019-5228	10	1/4"
2019-5236	10	3/8"
2019-5244	10	1/2"
2019-5251	12	1/4"
2019-5269	12	3/8"
2019-5277	12	1/2"
2019-5278	16	3/8"
2019-5279	16	1/2"
Tech Sheet 1964		

Male Thread, BSPP

1060	OD mm	Thread
2028-8221	4	1/8"
2028-8239	4	1/4"
2028-8247	6	1/8"
2028-8254	6	1/4"
2028-8262	6	3/8"
2028-8270	8	1/8"
2028-8288	8	1/4"
2028-8296	8	3/8"
2028-8304	8	1/2"
2028-8312	10	1/8"
2028-8320	10	1/4"
2028-8338	10	3/8"
2028-8379	10	1/2"
2028-8403	12	1/4"
2028-8411	12	3/8"
2028-8429	12	1/2"
Tech Sheet 1964		

Male Stud Swivel Elbows

Extended Male Thread, Metric & BSPT

1060	OD mm	Thread
2019-5905	4	M5
2019-5913	4	1/8"
2019-5939	6	M5
2019-5947	6	1/8"
2046-7191	6	M6
2019-5954	6	1/4"
2019-5970	8	1/8"
2019-5988	8	1/4"
2019-6135	10	1/8"
2019-6150	10	1/4"
2019-6192	12	1/4"
2019-6200	12	3/8"
Tech Sheet 1964		

Extended Male Thread, BSPP

1060	OD mm	Thread
2033-8729	4	1/8"
2033-8737	4	1/4"
2033-8745	6	1/8"
2033-8752	6	1/4"
2033-8778	6	3/8"
2033-8786	8	1/8"
2033-9107	8	1/4"
2033-9115	8	3/8"
2033-9131	10	1/8"
2033-9149	10	1/4"
2033-9156	10	3/8"
2033-9180	12	3/8"
Tech Sheet 1964		

45° Male Stud Elbows

Male Thread, BSPT

1060	OD mm	Thread
2019-0210	6	1/8"
2019-0211	6	1/4"

For **Silencers**
see page **631**

ONE TOUCH PLASTIC PUSH-IN FITTINGS, METRIC

Working Temperature:
Brass: 0°C to +60°C
Acetal: 0°C to +60°C

Maximum Working Pressure:
10 bar (150 psi)

Media:
Air and vacuum only.

Negative Pressure:
-750mm Hg (10 Torr)

Male Stud Swivel Tees

Branch Male Thread, Metric & BSPT

1060	OD mm	Thread
2019-5293	4	M5
2019-5301	4	1/8"
2019-5335	4	1/4"
2019-5541	6	M5
2019-5749	6	1/8"
2019-5764	6	1/4"
2019-5772	6	3/8"
2046-7175	6	1/2"
2019-5780	8	1/8"
2019-5798	8	1/4"
2019-5806	8	3/8"
2019-5814	8	1/2"
2019-5830	10	1/8"
2019-5848	10	1/4"
2019-5855	10	3/8"
2019-5863	10	1/2"
2019-5871	12	1/4"
2019-5889	12	3/8"
2019-5897	12	1/2"
Tech Sheet 1964		

Branch Male Thread, BSPP

1060	OD mm	Thread
2028-8007	4	1/8"
2028-8023	4	1/4"
2028-8031	6	1/8"
2028-8049	6	1/4"
2028-8056	6	3/8"
2028-8064	8	1/8"
2028-8072	8	1/4"
2028-8122	8	3/8"
2028-8130	8	1/2"
2028-8148	10	1/8"
2028-8155	10	1/4"
2028-8163	10	3/8"
2028-8189	12	1/4"
2028-8205	12	3/8"
2028-8213	12	1/2"
Tech Sheet 1964		

Run Male Thread, Metric & BSPT

1060	OD mm	Thread
2019-7992	4	M5
2019-8008	4	1/8"
2019-8010	4	1/4"
2019-8012	6	M5
2019-8032	6	1/8"
2019-8040	6	1/4"
2019-8057	6	3/8"
2019-8065	8	1/8"
2019-8073	8	1/4"
2019-8081	8	3/8"
2019-8089	8	1/2"
2019-8107	10	1/8"
2019-8115	10	1/4"
2019-8123	10	3/8"
2019-8156	12	3/8"
2019-8164	12	1/2"
Tech Sheet 1964		

Run Male Thread, BSPP

1060	OD mm	Thread
2033-8570	6	1/8"
2033-8588	6	1/4"
2033-8612	8	1/4"
Tech Sheet 1964		

Male Stud Swivel Ys

Male Thread, Metric & BSPT

1060	OD mm	Thread
2019-7513	4	1/8"
2019-7547	6	1/8"
2019-7554	6	1/4"
2019-7570	6	3/8"
2019-7596	8	1/8"
2019-7604	8	1/4"
2019-7612	8	3/8"
2019-7620	8	1/2"
2019-7638	10	1/8"
2019-7646	10	1/4"
2019-7653	10	3/8"
2019-7950	10	1/2"
2019-7968	12	1/4"
2019-7976	12	3/8"
2019-7984	12	1/2"
Tech Sheet 1964		

For **Combination Nipples** see page **1497**

ONE TOUCH PLASTIC PUSH-IN FITTINGS, METRIC

Working Temperature:
Brass: 0°C to +60°C
Acetal: 0°C to +60°C

Maximum Working Pressure:
10 bar (150 psi)

Media:
Air and vacuum only.

Negative Pressure:
-750mm Hg (10 Torr)

Tube x Tube Connectors

Equal Straights

1060	OD mm
2019-8297	4
2019-8305	6
2019-8313	8
2019-8321	10
2019-8339	12
2019-8340	16
Tech Sheet 1964	

Unequal Straights

1060	OD mm	OD mm
2019-8545	4	6
2019-8552	6	8
2019-8560	8	10
2019-8578	10	12
2019-8579	12	16
Tech Sheet 1964		

Equal Elbows

1060	OD mm
2019-8347	4
2019-8354	6
2019-8362	8
2019-8370	10
2019-8388	12
2019-8392	16
Tech Sheet 1964	

Equal Tees

1060	OD mm
2019-8396	4
2019-8404	6
2019-8412	8
2019-8420	10
2019-8438	12
2019-8439	16
Tech Sheet 1964	

Equal Ys

1060	OD mm
2019-8446	4
2019-8453	6
2019-8461	8
2019-8479	10
2019-8487	12
Tech Sheet 1964	

Unequal Ys

1060	OD mm	OD mm
2019-9139	6	4
2019-9162	8	6
2019-9170	10	8
2019-9188	12	10
Tech Sheet 1964		

Equal Crosses

1060	OD mm
2019-8974	4
2019-8982	6
2019-8990	8
2019-9006	10
2019-9014	12
Tech Sheet 1964	

Equal Bulkheads

1060	OD mm	Bulkhead
2019-8495	4	M12 x 1
2019-8503	6	M14 x 1
2019-8511	8	M16 x 1
2019-8529	10	M20 x 1
2019-8537	12	M22 x 1
Tech Sheet 1964		

For **Manual & Mechanical Valves** see pages **545-549**

ONE TOUCH PLASTIC PUSH-IN FITTINGS, METRIC

FT PRO

Tube x Stem Connectors

Straights, Tube x Stem

1060	OD mm	Stem OD mm
2028-8437	4	6
2028-8445	4	8
2028-8452	6	8
2028-8460	6	10
2028-8478	8	10
2028-8486	8	12
2028-8494	10	12
Tech Sheet 1964		

BSPP & Metric

1060	OD mm	Thread
2019-0220	4	M5
2019-0226	8	1/8"

Elbows, Tube x Stem

1060	OD mm	Stem OD mm
2024-2566	4	4
2024-2574	6	6
2024-2582	8	8
2024-2590	10	10
2024-2608	12	12
Tech Sheet 1964		

Ys, Tube x Stem

1060	OD mm	Stem OD mm
2024-2616	4	4
2024-2624	6	6
2024-2632	8	8
2024-2640	10	10
2024-2657	12	12
Tech Sheet 1964		

Reducing Ys, Tube x Stem

1060	OD mm	Stem OD mm
2024-2673	4	6
2024-2699	6	8
2024-2731	8	10
Tech Sheet 1964		

Plugs

Tube

1060	OD mm
2028-8627	4
2028-8635	6
2028-8643	8
2028-8668	10
2028-8684	12
Tech Sheet 1964	

Equal Double Joint Adaptors

Tube x Tube

1060	OD mm
2028-8502	4
2028-8510	6
2028-8528	8
2028-8536	10
2028-8544	12
Tech Sheet 1964	

Reducers

Tube x Tube

1060	OD mm	Stem OD mm
2028-8551	6	4
2028-8569	8	4
2028-8577	8	6
2028-8585	10	6
2028-8593	10	8
2028-8601	12	8
2028-8619	12	10
Tech Sheet 1964		

Tube Plugs

Tube

1060	OD mm
2033-8505	4
2033-8513	6
2033-8521	8
2033-8539	10
2033-8547	12
Tech Sheet 1964	

Single Banjos

Male Thread, Metric & BSPT

1060	OD mm	Thread
2019-8172	4	M5
2019-8180	4	1/8"
2046-7183	4	M6
2019-8198	6	M5
2019-8206	6	1/8"
2046-7185	6	M6
2019-8214	6	1/4"
2046-7186	6	3/8"
2019-8222	8	1/8"
2019-8230	8	1/4"
2019-8248	8	3/8"
2046-7188	10	1/4"
2019-8255	10	3/8"
2019-8263	10	1/2"
2046-7189	12	1/4"
2019-8271	12	3/8"
2019-8289	12	1/2"
Tech Sheet 1964		

ONE TOUCH PLASTIC PUSH-IN FITTINGS, METRIC

Working Temperature:
Brass: 0°C to +60°C
Acetal: 0°C to +60°C

Maximum Working Pressure:
10 bar (150 psi)

Media:
Air and vacuum only.

Negative Pressure:
-750mm Hg (10 Torr)

Reducing Manifolds

Male Thread, BSPT

1060	Inlet OD mm	Outlet OD mm	Thread
2019-9022	6	4	1/8"
2019-9035	8	4	1/4"
2019-9048	8	6	1/4"
2019-9055	10	8	3/8"
Tech Sheet 1964			

Tube x Tube

1060	Inlet OD mm	Outlet OD mm
2019-9063	6	4
2019-9071	8	4
2019-9089	8	6
2019-9097	10	6
2023-0637	10	8
Tech Sheet 1964		

For **Metric Polyurethane Tubing** see pages **897-900**

Speed Control Valves

In-line, Tube x Tube

1060	OD mm
2022-9720	4
2022-9746	6
2022-9753	8
2022-9761	10
2022-9779	12
Tech Sheet 1964	

Elbow, Male Thread, Metric & BSPT

1060	OD mm	Thread
2022-9829	4	M5
2022-9845	4	1/8"
2022-9860	4	1/4"
2022-9837	6	M5
2022-9852	6	1/8"
2046-7181	6	M6
2022-9878	6	1/4"
2022-9902	6	3/8"
2022-9886	8	1/8"
2022-9894	8	1/4"
2022-9910	8	3/8"
2046-7182	8	1/2"
2022-9928	10	1/4"
2022-9936	10	3/8"
2022-9969	10	1/2"
2022-9944	12	1/4"
2022-9951	12	3/8"
2022-9977	12	1/2"
Tech Sheet 1964		

Manual Shut Off Valves

Maximum Working Pressure:
7 bar (100 psi)

BSPT x BSPT

1060	Thread	Thread
HVSS-01-01	1/8"	1/8"
HVSS-02-01	1/4"	1/8"
HVSS-02-02	1/4"	1/4"
HVSS-02-03	1/4"	3/8"
HVSS-03-03	3/8"	3/8"
HVSS-04-03	1/2"	3/8"
HVSS-04-04	1/2"	1/2"
Tech Sheet 1964		

Tube x BSPT

1060	OD mm	Thread
HVFS6-01	6	1/8"
HVFS6-02	6	1/4"
HVFS6-03	6	3/8"
HVFS8-01	8	1/8"
HVFS8-02	8	1/4"
HVFS8-03	8	3/8"
Tech Sheet 1964		

Maximum Working Pressure:
7 bar (100 psi)

Tube x Tube, Venting

1060	OD mm	OD mm
HVFF06-06	6	6
HVFF08-06	8	6
HVFF08-08	8	8
HVFF10-10	10	10
HVFF12-10	12	10
HVFF12-12	12	12
Tech Sheet 1964		

PLASTIC PUSH-IN FITTINGS

NPT & UNF Threads x Metric & Imperial Tube

Features:

- Convenient One Touch fittings provide instant connections
- Elliptical release ring facilitates pneumatic installation in confined spaces
- Light manual pressure on the elliptical release ring is all that is required to instantly disconnect each tube; no special tools required
- Nickel-plated brass threaded body ensures anti-corrosion and anti-contamination
- All taper threaded fittings are pre-coated with PTFE sealant and require no additional sealing

Working Temperature:
-10°C to +60°C

Maximum Working Pressure
10 bar (150 psi)

Construction:

Resin Body:	PBT
Metal Body:	Nickel-plated brass
Packing:	Nitrile
Back Ring:	POM
O-Ring:	Nitrile
Collar:	Nickel-plated zinc
Sleeve:	POM
Locking Claw:	Stainless steel
Media:	Air and vacuum
Threads:	NPT, UNF
OD:	Metric and imperial tube sizes

ONE TOUCH NPT PLASTIC PUSH-IN FITTINGS, IMPERIAL

Working Temperature: 0°C to +60°C

Maximum Working Pressure: 10 bar (150 psi)

Media: Air and vacuum only.

Negative Pressure: -750mm Hg (10 Torr)

Male Studs

Male Thread (Hex Body), NPT

1101	OD	Thread
2110-7800	1/8"	1/8"
2110-7826	1/8"	1/4"
2110-7842	5/32"	1/8"
2110-7859	5/32"	1/4"
2110-7875	3/16"	1/8"
2110-7909	3/16"	1/4"
2110-7925	3/16"	3/8"
2110-7941	1/4"	1/8"
2110-7958	1/4"	1/4"
2110-7966	1/4"	3/8"
2110-7974	5/16"	1/8"
2110-7982	5/16"	1/4"
2110-7990	5/16"	3/8"
2110-8006	3/8"	1/8"
2110-8014	3/8"	1/4"
2110-8022	3/8"	1/2"
2110-8063	1/2"	1/4"
2110-8071	1/2"	3/8"
2110-8089	1/2"	1/2"
Tech Sheet 1964		

Male Thread (Hex Body), UNF

1101	OD	Thread
2110-7776	1/8"	10-32
2110-7834	5/32"	10-32
2110-7933	1/4"	10-32
Tech Sheet 1964		

Male Thread (Round), NPT

1101	OD	Thread
2110-8105	1/8"	1/8"
2110-8113	1/8"	1/4"
2110-8139	5/32"	1/8"
2110-8147	5/32"	1/4"
2110-8188	3/16"	1/8"
2110-8204	3/16"	1/4"
2110-8220	3/16"	3/8"
2110-8246	1/4"	1/8"
2110-8253	1/4"	1/4"
2110-8279	1/4"	3/8"
2110-8287	1/4"	1/8"
2110-8295	1/4"	1/4"
2110-8303	1/4"	3/8"
2110-8311	3/8"	1/8"
2110-8329	3/8"	1/4"
2110-8337	3/8"	3/8"
2110-8345	3/8"	1/2"
2110-8352	1/2"	1/4"
2110-8360	1/2"	3/8"
2110-8378	1/2"	1/2"
Tech Sheet 1964		

Male Thread (Round), UNF

1101	OD	Thread
2110-8097	1/8"	10-32
2110-8121	5/32"	10-32
2110-8154	3/16"	10-32
2110-8238	1/4"	10-32
Tech Sheet 1964		

Female Studs

Female Thread, NPT

1101	OD	Thread
2110-8386	1/8"	1/8"
2110-8394	1/8"	1/4"
2110-8402	5/32"	1/8"
2110-8410	5/32"	1/4"
2110-8428	3/16"	1/8"
2110-8436	3/16"	1/4"
2110-8444	1/4"	1/8"
2110-8451	1/4"	1/4"
2110-8469	1/4"	3/8"
2110-8477	5/16"	1/8"
2110-8485	5/16"	1/4"
2110-8493	5/16"	3/8"
2110-8519	3/8"	1/8"
2110-8527	3/8"	1/4"
2110-8535	3/8"	3/8"
2110-8543	3/8"	1/2"
2110-8550	1/2"	1/4"
2110-8568	1/2"	3/8"
2110-8576	1/2"	1/2"
Tech Sheet 1964		



You might also need
Nylon Tubing
see page **913**

ONE TOUCH NPT PLASTIC PUSH-IN FITTINGS, IMPERIAL

Working Temperature:
Brass: 0°C to +60°C
Acetal: 0°C to +60°C

Maximum Working Pressure:
10 bar (150 psi)

Media:
Air and vacuum only.

Negative Pressure:
-750mm Hg (10 Torr)

Male Stud Swivel Elbows

Male Thread, NPT

1101	OD	Thread
2110-8592	1/8"	1/8"
2110-8600	1/8"	1/4"
2110-8626	5/32"	1/8"
2110-8634	5/32"	1/4"
2110-8659	3/16"	1/8"
2110-8667	3/16"	1/4"
2110-8691	3/16"	3/8"
2110-8717	1/4"	1/8"
2110-8725	1/4"	1/4"
2110-8733	1/4"	3/8"
2110-8741	5/16"	1/8"
2110-8758	5/16"	1/4"
2110-8766	5/16"	3/8"
2110-8774	3/8"	1/8"
2110-8782	3/8"	1/4"
2110-8790	3/8"	3/8"
2110-8808	3/8"	1/2"
2110-8816	1/2"	1/4"
2110-8824	1/2"	3/8"
2110-8832	1/2"	1/2"
Tech Sheet 1964		

Male Thread, UNF

1101	OD	Thread
2110-8584	1/8"	10-32
2110-8618	5/32"	10-32
2110-8709	1/4"	10-32
Tech Sheet 1964		

Extended Male Thread, NPT

1101	OD	Thread
2110-8857	1/8"	1/8"
2110-8865	1/8"	1/4"
2110-8907	5/32"	1/4"
2110-8923	3/16"	1/8"
2110-8931	3/16"	1/4"
2110-8949	3/16"	3/8"
2110-8964	1/4"	1/8"
2110-8972	1/4"	1/4"
2110-8980	1/4"	3/8"
2110-8998	5/16"	1/8"
2110-9004	5/16"	1/4"
2110-9020	3/8"	1/8"
2110-9038	3/8"	1/4"
2110-9046	3/8"	3/8"
2110-9053	3/8"	1/2"
2110-9061	1/2"	1/4"
2110-9087	1/2"	1/2"
Tech Sheet 1964		

Extended Male Thread, UNF

1101	OD	Thread
2110-8840	1/8"	10-32
2110-8881	5/32"	10-32
2110-8915	3/16"	10-32
2110-8956	1/4"	10-32
Tech Sheet 1964		

Female Swivel Elbows

Female Thread, NPT

1101	OD	Thread
2110-9095	1/8"	1/8"
2110-9111	5/32"	1/8"
2110-9129	5/32"	1/4"
2110-9137	3/16"	1/8"
2110-9145	3/16"	1/4"
2110-9178	1/4"	1/8"
2110-9186	1/4"	1/4"
2110-9194	1/4"	3/8"
2110-9202	5/16"	1/8"
2110-9228	5/16"	1/4"
2110-9236	5/16"	3/8"
2110-9251	5/16"	1/2"
2110-9277	3/8"	1/8"
2110-9269	3/8"	1/4"
2110-9285	3/8"	3/8"
2110-9293	3/8"	1/2"
2111-0093	1/2"	1/4"
2111-0101	1/2"	3/8"
2111-0119	1/2"	1/2"
Tech Sheet 1964		

You might also need **Solenoid Valves**
see pages **1031-1034**

ONE TOUCH NPT PLASTIC PUSH-IN FITTINGS, IMPERIAL

Male Stud Elbow

Male Thread, BSPT

1060	OD	Thread
PL1/4-01	1/4"	1/8"
PL1/4-02	1/4"	1/4"
PL3/8-01	3/8"	1/8"
PL3/8-02	3/8"	1/4"
PL1/2-03	1/2"	3/8"
PL1/2-04	1/2"	1/2"

Male Stud Tees

Male Thread, BSPT

1060	OD	Thread
PB1/4-01	1/4"	1/8"
PB1/4-02	1/4"	1/4"
PB3/8-02	3/8"	1/4"
PB1/2-02	1/2"	1/4"

Male Thread, NPT

1060	OD	Thread
PB1/8-N01	1/8"	1/8"
PB1/4-N02	1/4"	1/4"

Male Studs

Male Thread, BSPT

1060	OD	Thread
PC1/4-01	1/4"	1/8"
PC1/4-02	1/4"	1/4"
PC3/8-01	3/8"	1/8"
PC3/8-02	3/8"	1/4"
PC3/8-04	3/8"	1/2"
PC1/2-03	1/2"	3/8"
PC1/2-04	1/2"	1/2"

Plugs

Tube

1060	OD
PP1/8	1/8"
PP1/4	1/4"
PP3/8	3/8"
PP1/2	1/2"

Female Studs

Female Thread, BSPP

1060	OD	Thread
PCF1/4-01	1/4"	1/8"
PCF1/4-02	1/4"	1/4"
PCF3/8-02	3/8"	1/4"
PCF3/8-04	3/8"	1/2"
PCF1/2-03	1/2"	3/8"
PCF1/2-04	1/2"	1/2"

Tube Cap

Tube

1060	OD
PPF1/2	1/2"

Tube x Tube Connectors

Equal Straights

1060	OD
PU1/8	1/8"
PU1/4	1/4"
PU3/8	3/8"
PU1/2	1/2"

Unequal Straights

1060	OD	OD
PG1/2-3/8	1/2"	3/8"

Equal Elbows

1060	OD
PV1/8	1/8"
PV1/4	1/4"
PV3/8	3/8"
PV1/2	1/2"

Equal Tees

1060	OD
PE1/8	1/8"
PE1/4	1/4"
PE3/8	3/8"
PE1/2	1/2"

Equal Bulkheads

1060	OD
PM3/8	3/8"

ONE TOUCH NPT PLASTIC PUSH-IN FITTINGS, IMPERIAL

Working Temperature:
Brass: 0°C to +60°C
Acetal: 0°C to +60°C

Maximum Working Pressure:
10 bar (150 psi)

Media:
Air and vacuum only.

Negative Pressure:
-750mm Hg (10 Torr)

Male Studs

Male Thread, NPT

1101	OD mm	Thread
2111-2420	4	1/8"
2111-2446	4	1/4"
2111-2453	4	3/8"
2111-2461	6	1/8"
2111-2479	6	1/4"
2111-2487	6	3/8"
2111-2495	8	1/8"
2111-2503	8	1/4"
2111-2511	8	3/8"
2111-2529	8	1/2"
2111-2537	10	1/8"
2111-2545	10	1/4"
2111-2552	10	3/8"
2111-2560	10	1/2"
2111-2578	12	1/4"
2111-2586	12	3/8"
2111-2594	12	1/2"

Tech Sheet 1964

Male Stud Swivel Elbows

Male Thread, NPT

1101	OD mm	Thread
2111-2768	4	1/8"
2111-2776	4	1/4"
2111-2784	6	1/8"
2111-2792	6	1/4"
2111-2800	6	3/8"
2111-2818	6	1/2"
2111-2826	8	1/8"
2111-2834	8	1/4"
2111-2842	8	3/8"
2111-2859	8	1/2"
2111-2867	10	1/8"
2111-2875	10	1/4"
2111-2883	10	3/8"
2111-2891	10	1/2"
2111-2909	12	1/4"
2111-2917	12	3/8"
2111-2925	12	1/2"

Tech Sheet 1964

Female Swivel Elbows

Female Thread, NPT

1101	OD mm	Thread
2111-3113	4	1/8"
2111-3121	4	1/4"
2111-3139	6	1/8"
2111-3147	6	1/4"
2111-3154	6	3/8"
2111-3162	8	1/8"
2111-3170	8	1/4"
2111-3196	8	3/8"
2111-3204	8	1/2"
2111-3212	10	1/8"
2111-3220	10	1/4"
2111-3238	10	3/8"
2111-3246	10	1/2"
2111-3253	12	1/4"
2111-3261	12	3/8"
2111-3279	12	1/2"

Tech Sheet 1964

Female Studs

Female Thread, NPT

1101	OD mm	Thread
2111-2602	4	1/8"
2111-2610	4	1/4"
2111-2628	6	1/8"
2111-2636	6	1/4"
2111-2644	6	3/8"
2111-2651	8	1/8"
2111-2669	8	1/4"
2111-2677	8	3/8"
2111-2685	8	1/2"
2111-2693	10	1/8"
2111-2701	10	1/4"
2111-2719	10	3/8"
2111-2727	10	1/2"
2111-2735	12	1/4"
2111-2743	12	3/8"
2111-2750	12	1/2"

Tech Sheet 1964

Extended Male Thread, NPT

1101	OD mm	Thread
2111-2933	4	1/8"
2111-2941	4	1/4"
2111-2958	6	1/8"
2111-2966	6	1/4"
2111-2974	6	3/8"
2111-2982	8	1/8"
2111-3006	8	1/4"
2111-3014	8	3/8"
2111-3030	8	1/2"
2111-3048	10	1/8"
2111-3055	10	1/4"
2111-3063	10	3/8"
2111-3071	10	1/2"
2111-3089	12	1/4"
2111-3097	12	3/8"
2111-3105	12	1/2"

Tech Sheet 1964

Male Stud Swivel Tees

Branch Male Thread, NPT

1101	OD mm	Thread
2111-3287	4	1/8"
2111-3295	4	1/4"
2111-3303	6	1/8"
2111-3311	6	1/4"
2111-3329	6	3/8"
2111-3337	8	1/8"
2111-3345	8	1/4"
2111-3352	8	3/8"
2111-3360	8	1/2"
2111-3378	10	1/8"
2111-3386	10	1/4"
2111-3394	10	3/8"
2111-3402	10	1/2"
2111-3410	12	1/4"
2111-3428	12	3/8"
2111-3436	12	1/2"

Tech Sheet 1964

ONE TOUCH NPT PLASTIC PUSH-IN FITTINGS, IMPERIAL

Working Temperature:
Brass: 0°C to +60°C
Acetal: 0°C to +60°C

Maximum Working Pressure:
10 bar (150 psi)

Media:
Air and vacuum only.

Negative Pressure:
-750mm Hg (10 Torr)

Male Stud Swivel Tees

Run Male Thread, NPT

1101	OD mm	Thread
2111-3485	4	1/8"
2111-3519	4	1/4"
2111-3527	6	1/8"
2111-3535	6	1/4"
2111-3568	8	1/8"
2111-3576	8	1/4"
2111-3584	8	3/8"
2111-3592	8	1/2"
2111-3600	10	1/4"
2111-3618	10	3/8"
2111-3626	10	1/2"
2111-3634	12	1/4"
2111-3642	12	3/8"
2111-3659	12	1/2"
Tech Sheet 1964		

Male Stud Swivel Ys

Male Thread, NPT

1101	OD mm	Thread
2111-3667	4	1/8"
2111-3675	6	1/8"
2111-3683	6	1/4"
2111-3691	6	3/8"
2111-3709	8	1/8"
2111-3717	8	1/4"
2111-3725	8	3/8"
2111-3733	8	1/2"
2111-3758	10	1/4"
2111-3766	10	3/8"
2111-3774	10	1/2"
2111-3782	12	1/4"
2111-3790	12	3/8"
2111-3808	12	1/2"
Tech Sheet 1964		

Female Bulkhead Connectors

Female Thread, NPT

1101	OD mm	Thread
2111-3816	4	1/8"
2111-3832	4	1/4"
2111-3840	6	1/8"
2111-3857	6	1/4"
2111-3865	6	3/8"
2111-3873	6	1/2"
2111-3881	8	1/8"
2111-3899	8	1/4"
2111-3907	8	3/8"
2111-3915	8	1/2"
2111-3923	10	1/4"
2111-3931	10	3/8"
2111-3949	10	1/2"
2111-3956	12	1/4"
2111-3964	12	3/8"
2111-3972	12	1/2"
Tech Sheet 1964		

Single Banjos

Male Thread, NPT

1101	OD mm	Thread
2111-4020	4	1/8"
2111-4038	6	1/8"
2111-4053	6	1/4"
2111-4061	8	1/8"
2111-4079	8	1/4"
2111-4087	8	3/8"
2111-4095	10	3/8"
2111-4111	12	1/4"
2111-4137	12	1/2"
Tech Sheet 1964		

Male x Female Thread (Stacking), NPT

1101	OD mm	Thread
2111-4145	4	1/8"
2111-4152	4	1/4"
2111-4160	6	1/8"
2111-4178	6	1/4"
2111-4186	6	3/8"
2111-4202	8	1/4"
2111-4210	8	3/8"
2111-4228	8	1/2"
2111-4236	10	1/4"
2111-4244	10	3/8"
2111-4251	10	1/2"
2111-4277	12	3/8"
2111-4285	12	1/2"
Tech Sheet 1964		

Reducing Manifolds

Male Thread, NPT

1101	Inlet OD mm	Outlet OD mm	Thread
2111-3980	6	4	1/8"
2111-3998	8	4	1/4"
2111-4004	8	6	1/4"
2111-4012	10	8	3/8"
Tech Sheet 1964			

Speed Control Valves

Male Thread, NPT

1101	OD mm	Thread
2111-4293	4	1/8"
2111-4301	4	1/4"
2111-4319	6	1/8"
2111-4327	6	1/4"
2111-4335	6	3/8"
2111-4343	8	1/8"
2111-4350	8	1/4"
2111-4368	8	3/8"
2111-4376	8	1/2"
2111-4384	10	1/4"
2111-4392	10	3/8"
2111-4400	10	1/2"
2111-4418	12	1/4"
2111-4426	12	3/8"
2111-4434	12	1/2"
Tech Sheet 1964		

Male Thread, NPT x Tube

1101	OD mm	Thread
2111-4442	6	1/8"
2111-4459	6	1/4"
2111-4467	6	3/8"
2111-4475	8	1/8"
2111-4483	8	1/4"
2111-4491	8	3/8"
Tech Sheet 1964		

PLASTIC PUSH-IN FITTINGS

One Touch+
16 Bar Rated

Features:

- One of the highest pressure rated polymer push-in fittings available on the market
- Convenient One Touch+ fittings provide instant connections
- Elliptical release ring facilitates pneumatic installation in confined spaces
- Light manual pressure on the elliptical release ring is all that is required to instantly disconnect each tube; no special tools required
- Nickel-plated brass ensures anti-corrosion and anti-contamination
- All taper threaded fittings are pre-coated with PTFE sealant and require no additional sealing

Working Temperature:
-10°C to +60°C

Working Pressure
-0.8 bar 16 bar

*Dependent upon tubing specification.

Construction:

Resin Body:	Technopolymer resin
Metal Body:	Nickel-plated brass
Packing:	Nitrile
Back O-Ring:	POM
O-Ring:	Nitrile
Collar:	Nickel-plated zinc
Collet:	Technopolymer resin
Collet Ring:	Nickel-plated brass
Sleeve:	POM

PLASTIC PUSH-IN FITTINGS

One Touch+ Emergency Fittings Kits, 16 Bar Rated

FT PRO®

Convenient, compact boxes containing a selection of popular FT Pro One Touch+ plastic push-in fittings along with handy tube cutter.

Available in three sizes: 6mm, 8mm and 10mm. Can be used with nylon 6, 11, 12, and polyurethane (ester and ether).

Working Temperature:
0°C to +60°C

Maximum Working Pressure:
16 bar (220 psi)
Negative Pressure:
-750mm Hg (10 Torr)

Media:
Air and vacuum only.

Plastic, 16 bar Rated Push-in

1103	OD mm
FTP-06MMBOX-0TP	6
FTP-08MMBOX-0TP	8
FTP-10MMBOX-0TP	10

Tech Sheet 10019

*Dependent upon tubing specification.

Contents:

6mm
Plastic Push-in Fittings & Tube Cutter

1 x Tube Cutter KTC-1	10 x Equal Tees 2175-1038	10 x Equal Connectors 2175-1024	2 x Equal Bulkheads 2175-1057
8 x Equal Elbows 2175-1033	8 x 1/8" BSPT Male Stud Elbows 2175-0909	5 x 1/4" BSPT Male Stud Elbows 2175-0910	
5 x 1/4" BSPP Female Bulkheads 2175-1009	4 x 6mm Equal Ys 2175-1043	2 x Shut Off Valves 2175-1127	
10 x 1/8" BSPP Male Studs 2175-0873	10 x 1/4" BSPP Male Studs 2175-0874	2 x 1/8" BSPT Single Banjos 2175-1085	
5 x M5 Male Studs 2175-0854	10 x 1/8" BSPT Male Studs 2175-0856	10 x 1/4" BSPT Male Studs 2175-0857	

8mm
Plastic Push-in Fittings & Tube Cutter

1 x Tube Cutter KTC-1	8 x Equal Tees 2175-1039	10 x Equal Connectors 2175-1025	2 x Equal Bulkheads 2175-1058
5 x Equal Elbows 2175-1034	6 x 1/8" BSPT Male Stud Elbows 2175-0913	5 x 1/4" BSPT Male Stud Elbows 2175-0914	
2 x 1/4" BSPP Female Bulkheads 2175-1013	4 x Equal Ys 2175-1044	2 x Shut Off Valves 2175-1129	
10 x 1/8" BSPT Male Studs 2175-0860	10 x 1/4" BSPT Male Studs 2175-0861	4 x 1/8" BSPT Single Banjos 2175-1088	
10 x 1/8" BSPP Male Studs 2175-0876	10 x 1/4" BSPP Male Studs 2175-0877	6 x 3/8" BSPP Male Studs 2175-0878	

10mm
Plastic Push-in Fittings & Tube Cutter

1 x Tube Cutter KTC-1	5 x Equal Tees 2175-1040	6 x Equal Connectors 2175-1026	2 x Equal Bulkheads 2175-1059
3 x Equal Elbows 2175-1035	2 x 1/8" BSPT Male Stud Elbows 2175-0917	2 x 1/4" BSPT Male Stud Elbows 2175-0918	
3 x 1/4" BSPP Female Bulkheads 2175-1017	2 x Equal Ys 2175-1045	1 x Speed Control Valve 2175-1154	
8 x 1/8" BSPP Male Studs 2175-0880	6 x 1/4" BSPP Male Studs 2175-0881	2 x 3/8" BSPT Single Banjos 2175-1092	
7 x 3/8" BSPT Male Studs 2175-0864	7 x 1/4" BSPT Male Studs 2175-0865	2 x 3/8" BSPT Male Studs 2175-0866	

ONE TOUCH+ PLASTIC PUSH-IN FITTINGS (16 BAR RATED)

Working Temperature: 0°C to +60°C

Maximum Working Pressure: 16 bar (220 psi)

Media: Air and vacuum only.

Negative Pressure: -750mm Hg (10 Torr)

Male Studs

Male Thread, Metric & BSPT

1103	OD mm	Thread
2175-0849	4	M5
2175-0850	4	M6
2175-0851	4	1/8"
2175-0852	4	1/4"
2175-0853	4	3/8"
2175-0854	6	M5
2175-0855	6	M6
2175-0856	6	1/8"
2175-0857	6	1/4"
2175-0858	6	3/8"
2175-0859	6	1/2"
2175-0860	8	1/8"
2175-0861	8	1/4"
2175-0862	8	3/8"
2175-0863	8	1/2"
2175-0864	10	1/8"
2175-0865	10	1/4"
2175-0866	10	3/8"
2175-0867	10	1/2"
2175-0868	12	1/4"
2175-0869	12	3/8"
2175-0870	12	1/2"
2207-0684	14	3/8"
2207-0685	14	1/2"
2207-0686	16	3/8"
2207-0687	16	1/2"

Tech Sheet 10019

Male Thread, BSPP

1103	OD mm	Thread
2175-0871	4	1/8"
2175-0872	4	1/4"
2175-0873	6	1/8"
2175-0874	6	1/4"
2175-0875	6	3/8"
2175-0876	8	1/8"
2175-0877	8	1/4"
2175-0878	8	3/8"
2175-0879	8	1/2"
2175-0880	10	1/8"
2175-0881	10	1/4"
2175-0882	10	3/8"
2175-0883	10	1/2"
2175-0884	12	1/4"
2175-0885	12	3/8"
2175-0886	12	1/2"
2207-0688	14	3/8"
2207-0689	14	1/2"
2207-0690	16	3/8"
2207-0691	16	1/2"

Tech Sheet 10019

Female Studs

Female Thread, BSPP

1103	OD mm	Thread
2175-0887	4	1/8"
2175-0888	4	1/4"
2175-0889	6	1/8"
2175-0890	6	1/4"
2175-0891	6	3/8"
2175-0892	8	1/8"
2175-0893	8	1/4"
2175-0894	8	3/8"
2175-0895	8	1/2"
2175-0896	10	1/8"
2175-0897	10	1/4"
2175-0898	10	3/8"
2175-0899	10	1/2"
2175-0900	12	1/4"
2175-0901	12	3/8"
2175-0902	12	1/2"
2207-0692	14	3/8"
2207-0693	14	1/2"
2207-0694	16	3/8"
2207-0695	16	1/2"

Tech Sheet 10019

Female Elbow

BSPP x Tube

1103	OD mm	Thread
2207-0800	4	1/8"
2207-0801	4	1/4"
2207-0802	6	1/8"
2207-0803	6	1/4"
2207-0804	6	3/8"
2207-0806	8	1/8"
2207-0807	8	1/4"
2207-0808	8	3/8"
2207-0809	8	1/2"
2207-0810	10	1/8"
2207-0811	10	1/4"
2207-0812	10	3/8"
2207-0813	10	1/2"
2207-0814	12	1/4"
2207-0815	12	3/8"
2207-0816	12	1/2"

Male Stud Swivel Elbows

Male Thread, Metric & BSPT

1103	OD mm	Thread
2175-0903	4	M5
2175-0904	4	M6
2175-0905	4	1/8"
2175-0906	4	1/4"
2175-0907	6	M5
2175-0908	6	M6
2175-0909	6	1/8"
2175-0910	6	1/4"
2175-0911	6	3/8"
2175-0912	6	1/2"
2175-0913	8	1/8"
2175-0914	8	1/4"
2175-0915	8	3/8"
2175-0916	8	1/2"
2175-0917	10	1/8"
2175-0918	10	1/4"
2175-0919	10	3/8"
2175-0920	10	1/2"
2175-0921	12	1/4"
2175-0922	12	3/8"
2175-0923	12	1/2"
2207-0696	14	3/8"
2207-0697	14	1/2"
2207-0698	16	3/8"
2207-0699	16	1/2"

Tech Sheet 10019

Male Thread, BSPP

1103	OD mm	Thread
2175-0924	4	1/8"
2175-0925	4	1/4"
2175-0926	6	1/8"
2175-0927	6	1/4"
2175-0928	6	3/8"
2207-0714	6	1/2"
2175-0929	8	1/8"
2175-0930	8	1/4"
2175-0931	8	3/8"
2175-0932	8	1/2"
2175-0933	10	1/8"
2175-0934	10	1/4"
2175-0935	10	3/8"
2175-0936	10	1/2"
2175-0937	12	1/4"
2175-0938	12	3/8"
2175-0939	12	1/2"
2207-0700	14	3/8"
2207-0701	14	1/2"
2207-0702	16	3/8"
2207-0703	16	1/2"

Tech Sheet 10019

ONE TOUCH+ PLASTIC PUSH-IN FITTINGS (16 BAR RATED)

Working Temperature: 0°C to +60°C

Maximum Working Pressure: 16 bar (220 psi)

Media: Air and vacuum only.

Negative Pressure: -750mm Hg (10 Torr)

Male Stud Swivel Elbows

Extended Male Thread, Metric & BSPT

1103	OD mm	Thread
2175-0940	4	M5
2175-0941	4	1/8"
2175-0942	4	1/4"
2175-0943	6	M5
2175-0944	6	1/8"
2175-0945	6	1/4"
2175-0946	6	3/8"
2175-0947	8	1/8"
2175-0948	8	1/4"
2175-0949	8	3/8"
2175-0950	10	1/8"
2175-0951	10	1/4"
2175-0952	10	3/8"
2175-0953	10	1/2"
2175-0954	12	1/4"
2175-0956	12	1/2"
Tech Sheet 10019		

Extended Male Thread, BSPP

1103	OD mm	Thread
2175-0957	4	1/8"
2175-0958	4	1/4"
2175-0959	6	1/8"
2175-0960	6	1/4"
2175-0961	6	3/8"
2175-0962	8	1/8"
2175-0963	8	1/4"
2175-0964	10	1/8"
2175-0965	10	1/4"
2175-0966	10	3/8"
2175-0967	12	3/8"
Tech Sheet 10019		

Male Stud Swivel Tees

Run Male Thread, BSPP

1103	OD mm	Thread
2175-0968	4	1/8"
2175-0969	4	1/4"
2175-0970	6	1/8"
2175-0971	6	1/4"
2175-0972	8	1/4"
2175-0973	10	1/4"
Tech Sheet 10019		

Branch Male Thread, BSPP

1103	OD mm	Thread
2175-0974	4	1/8"
2175-0975	4	1/4"
2175-0976	6	1/8"
2175-0977	6	1/4"
2175-0978	6	3/8"
2175-0979	8	1/8"
2175-0980	8	1/4"
2175-0981	8	3/8"
2175-0982	8	1/2"
2175-0983	10	1/8"
2175-0984	10	1/4"
2175-0985	10	3/8"
2175-1160	10	1/2"
2175-0986	12	1/4"
2175-0987	12	3/8"
2175-0988	12	1/2"
Tech Sheet 10019		

BSPT x Tube

1103	OD mm	Thread
2175-1170	4	M5
2175-1171	4	1/8"
2175-1172	4	1/4"
2175-1173	6	M5
2175-1174	6	1/8"
2175-1175	6	1/4"
2175-1176	6	3/8"
2175-1177	6	1/2"
2175-1178	8	1/8"
2175-1179	8	1/4"
2175-1180	8	3/8"
2175-1181	8	1/2"
2175-1182	10	1/8"
2175-1183	10	1/4"
2175-1184	10	3/8"
2175-1185	10	1/2"
2175-1186	12	1/4"

BSPT & Metric

1103	OD mm	Thread
2176-0001	4	M5
2176-0002	4	1/8"
2176-0003	4	1/4"
2176-0004	4	3/8"
2176-0005	6	M5
2176-0006	6	1/8"
2176-0007	6	1/4"
2176-0009	8	1/8"
2176-0011	8	3/8"
2176-0012	8	1/2"
2176-0015	10	3/8"
2176-0016	10	1/2"
2176-0018	12	3/8"
2176-0019	12	1/2"
2176-0020	16	3/8"
2176-0021	16	1/2"

ONE TOUCH+ PLASTIC PUSH-IN FITTINGS (16 BAR RATED)

Working Temperature: 0°C to +60°C

Maximum Working Pressure: 16 bar (220 psi)

Media: Air and vacuum only.

Negative Pressure: -750mm Hg (10Torr)

Female Bulkhead Connectors

Female Thread, BSPP

1103	OD mm	Thread
2175-1006	4	1/8"
2175-1007	4	1/4"
2175-1008	6	1/8"
2175-1009	6	1/4"
2175-1010	6	3/8"
2175-1011	6	1/2"
2175-1012	8	1/8"
2175-1013	8	1/4"
2175-1014	8	3/8"
2175-1015	8	1/2"
2175-1016	10	1/8"
2175-1017	10	1/4"
2175-1018	10	3/8"
2175-1019	10	1/2"
2175-1020	12	1/4"
2175-1021	12	3/8"
2175-1022	12	1/2"

Tech Sheet 10019

Male Stud Swivel Ys

Male Thread, Metric & BSPT

1103	OD mm	Thread
2175-0989	4	M5
2175-0990	4	1/8"
2174-1001	4	1/4"
2175-0991	6	M5
2175-0992	6	1/8"
2175-0993	6	1/4"
2175-0994	6	3/8"
2174-1002	6	1/2"
2175-0995	8	1/8"
2175-0996	8	1/4"
2175-0997	8	3/8"
2175-0998	8	1/2"
2175-0999	10	1/8"
2175-1000	10	1/4"
2175-1001	10	3/8"
2175-1002	10	1/2"
2175-1003	12	1/4"
2175-1004	12	3/8"
2175-1005	12	1/2"

Tech Sheet 10019

Tube x Tube Connectors

Equal Straights

1103	OD mm
2175-1023	4
2175-1024	6
2175-1025	8
2175-1026	10
2175-1027	12
2207-0704	14
2207-0705	16

Tech Sheet 10019

Unequal Straights

1103	OD mm	OD mm
2175-1028	6	4
2174-1005	8	4
2175-1029	8	6
2175-1030	10	8
2174-1010	12	6
2174-1015	12	8
2175-1031	12	10
2174-1020	16	12

Tech Sheet 10019

Equal Elbows

1103	OD mm
2175-1032	4
2175-1033	6
2175-1034	8
2175-1035	10
2175-1036	12
2207-0706	14
2207-0707	16

Tech Sheet 10019

Equal Tees

1103	OD mm
2175-1037	4
2175-1038	6
2175-1039	8
2175-1040	10
2175-1041	12
2207-0708	14
2207-0709	16

Tech Sheet 10019

Reducing on Branch Tees

Tube x Tube

1103	OD A mm	OD B mm	OD C mm
2174-1030	6	4	6
2174-1031	8	6	8
2174-1032	10	8	10
2174-1033	12	10	12

Tube x Tube Connectors

Equal Ys

1103	OD mm
2175-1042	4
2175-1043	6
2175-1044	8
2175-1045	10
2175-1046	12
2207-0710	14
2207-0711	16

Tech Sheet 10019

Unequal Ys

1103	OD mm	OD mm
2175-1047	4	6
2175-1048	6	8
2175-1049	8	10
2175-1050	10	12

Tech Sheet 10019

ONE TOUCH+ PLASTIC PUSH-IN FITTINGS (16 BAR RATED)

Working Temperature: 0°C to +60°C

Maximum Working Pressure: 16 bar (220 psi)

Media: Air and vacuum only.

Negative Pressure: -750mm Hg (10Torr)

Tube x Tube Connectors

Equal Crosses

1103	OD mm
2175-1051	4
2175-1052	6
2175-1053	8
2175-1054	10
2175-1055	12
Tech Sheet 10019	

Equal Bulkheads

1103	OD mm
2175-1056	4
2175-1057	6
2175-1058	8
2175-1059	10
2175-1060	12
2174-1040	16
Tech Sheet 10019	

For **Control Valves** see page **1056**

Tube x Stem Connectors

Straights, Tube x Stem

1103	OD mm	Stem OD mm
2175-1061	4	6
2175-1062	4	8
2175-1063	6	8
2175-1064	6	10
2175-1065	8	10
2174-1070	8	12
2175-1066	10	12
Tech Sheet 10019		

Elbows, Tube x Stem

1103	OD mm	Stem OD mm
2175-1067	4	4
2175-1068	6	6
2175-1069	8	8
2175-1070	10	10
2175-1071	12	12
Tech Sheet 10019		

Ys, Tube x Stem

1103	OD mm	Stem OD mm
2175-1072	6	6
2175-1073	8	8
2175-1074	10	10
2174-1081	12	12
Tech Sheet 10019		

Plugs

Tube

1103	OD mm
2175-1075	4
2175-1076	6
2175-1077	8
2175-1078	10
2175-1079	12
Tech Sheet 10019	

Blanking Cap

1103	OD mm
2174-2000	4
2174-2001	6
2174-2002	8
2174-2003	10
2174-2004	12

Single Banjos

Male Thread, Metric & BSPT

1103	OD mm	Thread
2175-1080	4	M5
2175-1081	4	M6
2175-1082	4	1/8"
2174-2006	4	1/4"
2175-1083	6	M5
2175-1084	6	M6
2175-1085	6	1/8"
2175-1086	6	1/4"
2175-1087	6	3/8"
2175-1088	8	1/8"
2175-1089	8	1/4"
2175-1090	8	3/8"
2174-2008	10	1/8"
2175-1091	10	1/4"
2175-1092	10	3/8"
2175-1093	10	1/2"
2175-1094	12	1/4"
2175-1095	12	3/8"
2175-1096	12	1/2"
Tech Sheet 10019		

ONE TOUCH+ PLASTIC PUSH-IN FITTINGS (16 BAR RATED)

Working Temperature: 0°C to +60°C

Maximum Working Pressure: 16 bar (220 psi)

Media: Air and vacuum only.

Negative Pressure: -750mm Hg (10Torr)

Reducing Manifolds

Tube x Male Thread, BSPP

1103	Inlet OD mm	Outlet OD mm	Thread
2174-3000	4	4	1/8"
2174-3001	4	4	1/4"
2174-3002	6	6	1/8"
2174-3003	6	6	1/4"
2174-3004	6	6	3/8"
2175-1097	6	4	1/8"
2174-3005	8	8	1/8"
2175-1098	8	4	1/4"
2175-1099	8	6	1/4"
2174-3006	8	8	1/4"
2174-3007	8	8	3/8"
2175-1100	10	8	3/8"
Tech Sheet 10019			

Tube x Tube

1103	Inlet OD mm	Outlet OD mm
2175-1101	6	4
2175-1102	8	4
2175-1103	8	6
2175-1104	10	6
2175-1105	10	8
Tech Sheet 10019		

Manual Shut Off Valves

BSPT x BSPT

1103	Thread	Thread
2175-1106	1/8"	1/8"
2175-1107	1/4"	1/8"
2175-1108	1/4"	1/4"
2175-1109	1/4"	3/8"
2175-1110	3/8"	3/8"
2175-1111	1/2"	3/8"
2175-1112	1/2"	1/2"
Tech Sheet 10019		

Tube x BSPT

1103	OD mm	Thread
2175-1113	6	1/8"
2175-1114	6	1/4"
2175-1115	6	3/8"
2175-1116	8	1/8"
2175-1117	8	1/4"
2175-1118	8	3/8"
2175-1119	10	1/4"
2175-1120	10	3/8"
2175-1121	10	1/2"
2175-1122	12	1/4"
2175-1123	12	3/8"
2175-1124	12	1/2"
Tech Sheet 10019		

Tube x Tube

1103	OD mm	OD mm
2175-1125	4	4
2175-1126	6	4
2175-1127	6	6
2175-1128	8	6
2175-1129	8	8
2175-1130	10	10
2175-1131	12	10
2175-1132	12	12
Tech Sheet 10019		

Speed Control Valves

Tube x Metric & BSPT

1103	OD mm	Thread
2175-1133	4	M5
2175-1134	4	1/8"
2175-1135	4	1/4"
2175-1136	6	M5
2175-1137	6	M6
2175-1138	6	1/8"
2175-1139	6	1/4"
2175-1140	6	3/8"
2175-1141	8	1/8"
2175-1142	8	1/4"
2175-1143	8	3/8"
2175-1144	8	1/2"
2175-1145	10	1/4"
2175-1146	10	3/8"
2175-1147	10	1/2"
2175-1148	12	1/4"
2175-1149	12	3/8"
2175-1150	12	1/2"
Tech Sheet 10019		

Tube x Tube

1103	OD mm
2175-1151	4
2175-1152	6
2175-1153	8
2175-1154	10
2175-1155	12
Tech Sheet 10019	

MICRO PUSH-IN FITTINGS
One Touch



Features:

- Convenient One Touch micro fittings provide instant connections
- Elliptical release ring
- 40% less volume and 20% smaller OD compared with standard One Touch fittings, making them ideal for use in confined spaces
- Light manual pressure on the elliptical release ring is all that is required to instantly disconnect each tube; no special tools required
- Nickel plated brass ensures anti-corrosion and anti-contamination
- Available in metric, parallel and taper BSP threads, imperial NPT and UNF threads
- All taper threaded fittings are pre-coated with PTFE sealant and require no additional sealing

Working Temperature:
-10°C to +60°C

Maximum Working Pressure
-0.8 bar to 10 bar

*Dependent upon tubing specification.

Construction:

Resin Body:	PBT
Metal Body:	Nickel-plated brass
Packing:	Nitrile
Back Ring:	POM
O-Ring:	Nitrile
Collar:	Nickel-plated zinc
Collet:	PBT
Collet Ring:	Nickel plated brass
Sleeve:	POM

MICRO ONE TOUCH METRIC PLASTIC PUSH-IN FITTINGS

Working Temperature: 0°C to +60°C

Maximum Working Pressure: 10 bar (150 psi)

40% less volume and a 20% smaller OD than the standard One Touch design..

Micro One Touch fittings are specially designed for pneumatic systems that are use in confined spaces, saving you time and money on installations.

Male Studs

Male Thread (Hex Body), Metric

0315	OD mm	Thread
PC03-M3C	3	M3
PC04-M3C	4	M3
PC03-M5C	3	M5
PC04-M5C	4	M5
PC06-M5C	6	M5
PC03-M6C	3	M6
PC04-M6C	4	M6
PC06-M6C	6	M6
Tech Sheet 10000		

Male Thread (Round Body), Metric

0315	OD mm	Thread
POC03-M3C	3	M3
POC04-M3C	4	M3
POC03-M5C	3	M5
POC04-M5C	4	M5
POC06-M5C	6	M5
POC03-M6C	3	M6
POC04-M6C	4	M6
POC06-M6C	6	M6
Tech Sheet 10000		

Male Thread (Hex Body), BSPT

0315	OD mm	Thread
PC04-01C	4	1/8"
PC06-01C	6	1/8"
Tech Sheet 10000		

Male Thread (Round Body), BSPT

0315	OD mm	Thread
POC04-01C	4	1/8"
POC06-01C	6	1/8"
Tech Sheet 10000		

Male Thread (Hex Body), BSPP

0315	OD mm	Thread
PC04-G01C	4	1/8"
PC06-G01C	6	1/8"
Tech Sheet 10000		

Male Thread (Round Body), BSPP

0315	OD mm	Thread
POC04-G01C	4	1/8"
POC06-G01C	6	1/8"
Tech Sheet 10000		

Female Studs

Female Thread (Hex Body), Metric

0315	OD mm	Thread
PCF03-M3C	3	M3
PCF04-M3C	4	M3
PCF03-M5C	3	M5
PCF04-M5C	4	M5
PCF06-M5C	6	M5
PCF03-M6C	3	M6
PCF04-M6C	4	M6
PCF06-M6C	6	M6
Tech Sheet 10000		

Female Thread (Hex Body), BSPT

0315	OD mm	Thread
PCF04-01C	4	1/8"
PCF06-01C	6	1/8"
Tech Sheet 10000		

Female Thread (Hex Body), BSPP

0315	OD mm	Thread
PCF04-G01C	4	1/8"
PCF06-G01C	6	1/8"
Tech Sheet 10000		

Male Stud Elbows

Male Thread, Metric

0315	OD mm	Thread
PL03-M3C	3	M3
PL04-M3C	4	M3
PL03-M5C	3	M5
PL04-M5C	4	M5
PL06-M5C	6	M5
PL03-M6C	3	M6
PL04-M6C	4	M6
PL06-M6C	6	M6
Tech Sheet 10000		

Extended Male Thread, Metric

0315	OD mm	Thread
PLL03-M3C	3	M3
PLL04-M3C	4	M3
PLL03-M5C	3	M5
PLL04-M5C	4	M5
PLL06-M5C	6	M5
PLL03-M6C	3	M6
PLL04-M6C	4	M6
PLL06-M6C	6	M6
Tech Sheet 10000		

Male Thread, BSPT

0315	OD mm	Thread
PL04-01C	4	1/8"
PL06-01C	6	1/8"
Tech Sheet 10000		

Extended Male Thread, BSPT

0315	OD mm	Thread
PLL04-01C	4	1/8"
PLL06-01C	6	1/8"
Tech Sheet 10000		

Male Thread, BSPP

0315	OD mm	Thread
PL04-G01C	4	1/8"
PL06-G01C	6	1/8"
Tech Sheet 10000		

Extended Male Thread, BSPP

0315	OD mm	Thread
PLL06-G01C	6	1/8"
Tech Sheet 10000		

Male Stud Tees

Branch Male Thread, Metric

0315	OD mm	Thread
PT03-M3C	3	M3
PT04-M3C	4	M3
PT03-M5C	3	M5
PT04-M5C	4	M5
PT06-M5C	6	M5
PT03-M6C	3	M6
PT04-M6C	4	M6
PT06-M6C	6	M6
Tech Sheet 10000		

Branch Male Thread, BSPT

0315	OD mm	Thread
PT04-01C	4	1/8"
PT06-01C	6	1/8"
Tech Sheet 10000		

Branch Male Thread, BSPP

0315	OD mm	Thread
PT04-G01C	4	1/8"
PT06-G01C	6	1/8"
Tech Sheet 10000		

MICRO ONE TOUCH METRIC PLASTIC PUSH-IN FITTINGS

Working Temperature: 0°C to +60°C

Maximum Working Pressure: 10 bar (150 psi)

40% less volume and a 20% smaller OD than the standard One Touch design.Micro One Touch fittings are specially designed for pneumatic systems that are use in confined spaces, saving you time and money on installations.

Male Stud Tees

Run Male Thread, Metric

0315	OD mm	Thread
PST03-M3C	3	M3
PST04-M3C	4	M3
PST03-M5C	3	M5
PST04-M5C	4	M5
PST06-M5C	6	M5
PST03-M6C	3	M6
PST04-M6C	4	M6
PST06-M6C	6	M6

Tech Sheet 10000

Run Male Thread, BSPT

0315	OD mm	Thread
PST04-01C	4	1/8"
PST06-01C	6	1/8"

Tech Sheet 10000

Run Male Thread, BSPP

0315	OD mm	Thread
PST04-G01C	4	1/8"
PST06-G01C	6	1/8"

Tech Sheet 10000



You might also need **Polyurethane Coil Assemblies** see page **900**

Equal Connectors

Straights

0315	OD mm
PUC03C	3
PUC04C	4
PUC06C	6

Tech Sheet 10000

Elbows

0315	OD mm
PUL03C	3
PUL04C	4
PUL06C	6

Tech Sheet 10000

Tees

0315	OD mm
PUT03C	3
PUT04C	4
PUT06C	6

Tech Sheet 10000

Ys

0315	OD mm
PY04C	4
PY06C	6

Tech Sheet 10000

Bulkheads

Equal Elbows

0315	OD mm
PLM04C	4
PLM06C	6

Tech Sheet 10000

Customers who bought from this page also purchased **Metric Nylon Tubing** see page **913**

MICRO ONE TOUCH IMPERIAL NPT & UNF PLASTIC PUSH-IN FITTINGS

Working Temperature: 0°C to +60°C

Maximum Working Pressure: 10 bar (150 psi)

40% less volume and a 20% smaller OD than the standard One Touch design.

Micro One Touch fittings are specially designed for pneumatic systems that are use in confined spaces, saving you time and money on installations.

Male Studs

Male Thread (Hex Body), NPT

0315	OD	Thread
PC1/8-N00C	1/8"	1/16"
PC5/32-N00C	5/32"	1/16"
PC1/4-N00C	1/4"	1/16"
PC1/8-N01C	1/8"	1/8"
PC5/32-N01C	5/32"	1/8"
PC1/4-N01C	1/4"	1/8"
Tech Sheet 10001		

Male Thread (Hex Body), UNF

0315	OD	Thread mm
PC1/8-U10C	1/8"	10-32
PC5/32-U10C	5/32"	10-32
PC1/4-U10C	1/4"	10-32
Tech Sheet 10001		

Male Thread (Round Body), NPT

0315	OD	Thread
POC1/8-N00C	1/8"	1/16"
POC5/32-N00C	5/32"	1/16"
POC1/4-N00C	1/4"	1/16"
POC1/8-N01C	1/8"	1/8"
POC5/32-N01C	5/32"	1/8"
POC1/4-N01C	1/4"	1/8"
Tech Sheet 10001		

Male Thread (Round Body), UNF

0315	OD	Thread mm
POC1/8-U10C	1/8"	10-32
POC5/32-U10C	5/32"	10-32
POC1/4-U10C	1/4"	10-32
Tech Sheet 10001		

Female Studs

Female Thread, NPT

0315	OD	Thread
PCF5/32-N00C	5/32"	1/16"
PCF1/4-N00C	1/4"	1/16"
PCF1/8-N01C	1/8"	1/8"
PCF5/32-N01C	5/32"	1/8"
PCF1/4-N01C	1/4"	1/8"
Tech Sheet 10001		

Female Thread, UNF

0315	OD	Thread mm
PCF1/8-U10C	1/8"	10-32
PCF5/32-U10C	5/32"	10-32
PCF1/4-U10C	1/4"	10-32
Tech Sheet 10001		

You might also need
Hose & Tube Cutters
see page **905**

Male Stud Elbows

Male Thread, NPT

0315	OD	Thread
PL1/8-N00C	1/8"	1/16"
PL5/32-N00C	5/32"	1/16"
PL1/4-N00C	1/4"	1/16"
PL1/8-N01C	1/8"	1/8"
PL5/32-N01C	5/32"	1/8"
PL1/4-N01C	1/4"	1/8"
Tech Sheet 10001		

Male Thread, UNF

0315	OD	Thread mm
PL1/8-U10C	1/8"	10-32
PL5/32-U10C	5/32"	10-32
PL1/4-U10C	1/4"	10-32
Tech Sheet 10001		

Extended Male Thread, NPT

0315	OD	Thread
PLL1/8-N00C	1/8"	1/16"
PLL5/32-N00C	5/32"	1/16"
PLL1/4-N00C	1/4"	1/16"
PLL1/8-N01C	1/8"	1/8"
PLL5/32-N01C	5/32"	1/8"
PLL1/4-N01C	1/4"	1/8"
Tech Sheet 10001		

Extended Male Thread, UNF

0315	OD	Thread mm
PLL1/8-U10C	1/8"	10-32
PLL5/32-U10C	5/32"	10-32
PLL1/4-U10C	1/4"	10-32
Tech Sheet 10001		

MICRO ONE TOUCH IMPERIAL NPT & UNF PLASTIC PUSH-IN FITTINGS

Working Temperature: 0°C to +60°C

Maximum Working Pressure: 10 bar (150 psi)

40% less volume and a 20% smaller OD than the standard One Touch design.

Micro One Touch fittings are specially designed for pneumatic systems that are use in confined spaces, saving you time and money on installations.

Male Stud Tees

Branch Male Thread, NPT

0315	OD	Thread
PT1/8-N00C	1/8"	1/16"
PT5/32-N00C	5/32"	1/16"
PT1/4-N00C	1/4"	1/16"
PT1/8-N01C	1/8"	1/8"
PT5/32-N01C	5/32"	1/8"
PT1/4-N01C	1/4"	1/8"
Tech Sheet 10001		

Branch Male Thread, UNF

0315	OD	Thread mm
PT1/8-U10C	1/8"	10-32
PT5/32-U10C	5/32"	10-32
PT1/4-U10C	1/4"	10-32
Tech Sheet 10001		

Run Male Thread, NPT

0315	OD	Thread
PST1/8-N00C	1/8"	1/16"
PST5/32-N00C	5/32"	1/16"
PST1/4-N00C	1/4"	1/16"
PST1/8-N01C	1/8"	1/8"
PST1/4-N01C	1/4"	1/8"
Tech Sheet 10001		

Run Male Thread, UNF

0315	OD	Thread mm
PST1/8-U10C	1/8"	10-32
PST5/32-U10C	5/32"	10-32
PST1/4-U10C	1/4"	10-32
Tech Sheet 10001		

Equal Connectors

Straights

0315	OD
PUC1/8C	1/8"
PUC5/32C	5/32"
PUC1/4C	1/4"
Tech Sheet 10001	

Elbows

0315	OD
PUL1/8C	1/8"
PUL5/32C	5/32"
PUL1/4C	1/4"
Tech Sheet 10001	

Tees

0315	OD
PUT1/8C	1/8"
PUT5/32C	5/32"
PUT1/4C	1/4"
Tech Sheet 10001	

Ys

0315	OD
PY5/32C	5/32"
PY1/4C	1/4"
Tech Sheet 10001	

Bulkheads

Equal Straights

0315	OD
PMM1/8C	1/8"
PMM5/32C	5/32"
PMM1/4C	1/4"
Tech Sheet 10001	

Equal Elbows

0315	OD
PLM1/8C	1/8"
PLM5/32C	5/32"
PLM1/4C	1/4"
Tech Sheet 10001	

Speed Control Valves

Male Thread, UNF

0315	OD	Thread mm
NSE1/8-U10C	1/8"	10-32
NSE5/32-U10C	5/32"	10-32
NSE1/4-U10C	1/4"	10-32
Tech Sheet 10001		

CHECK & STOP VALVES

Working Temperature:
Brass: 0°C to +60°C
Acetal: 0°C to +60°C

Maximum Working Pressure:
10 bar (150 psi)

Media:
Air and vacuum only.

Negative Pressure:
-750mm Hg (10Torr)

Cracking Pressure:
0.3 bar to 0.5 bar (5 psi to 7.5 psi)

Check Valves

Free flow thread to tube

Tube x BSPT

1060	OD mm	Thread
PCVC04-01	4	1/8"
PCVC04-02	4	1/4"
PCVC06-01	6	1/8"
PCVC06-02	6	1/4"
PCVC08-01	8	1/8"
PCVC08-02	8	1/4"
PCVC10-02	10	1/4"
PCVC10-03	10	3/8"
PCVC12-02	12	1/4"
PCVC12-03	12	3/8"
Tech Sheet 10134		



Tube x Tube

1060	OD mm
PCVU04	4
PCVU06	6
PCVU08	8
PCVU10	10
Tech Sheet 10134	

Female x Female, BSPT

1060	Thread
PCFF01-01	1/8"
PCFF02-02	1/4"
PCFF03-03	3/8"
PCFF04-04	1/2"
Tech Sheet 10134	

Free flow female to male

Male x Female, BSPP

1060	Thread
PCVF01-01	1/8"
PCVF02-02	1/4"
PCVF03-03	3/8"
PCVF04-04	1/2"
Tech Sheet 10134	

Stop Valves, Self-sealing

Tube x BSPT

1060	OD mm	Thread
SPC06-02	6	1/4"
SPC08-02	8	1/4"
SPC08-03	8	3/8"
SPC10-02	10	1/4"
SPC10-03	10	3/8"
SPC10-04	10	1/2"
SPC12-03	12	3/8"
SPC12-04	12	1/2"
Tech Sheet 10134		

Tube x Tube

1060	OD mm
SPU06	6
SPU08	8
SPU10	10
SPU12	12
Tech Sheet 10134	

For **Air Receivers & Accessories**
see pages **433-434**

LF 3000® PUSH-IN FITTINGS



Pre-coated Threads:

All taper threaded LF 3000 male fittings are supplied with a pre-coated thread for immediate installation.

Identification:

The part numbers have been chosen by a method of mnemonics. Each LF 3000 fitting is identified b

- Its series
- The diameter of passage through the fittin
- The thread code or second tube diameter

LE-3109 04 10

Type of fittin | OD of tube | Thread code or second OD

Seals:

All LF 3000 fittings with BSPP and M5 threads are supplied complete with an integral O-ring seal or a pre-assembled nylon sealing washer. This permits instant assembly of the fitting without preparation of the thread, and provides a fixed assembled height to the fitting

Working Temperature:
-20°C to +80°C

Maximum Working Pressure:
20 bar

Vacuum Capability:

Vacuum of 755mm Hg (99% vacuum).

Suitable Fluids:

Compressed air, LF 3000 can also be used for conveying various types of liquids (water, cutting oil, etc) for industrial applications. The working pressure, from 0.6-10 bar and temperatures from 0-60°C, are dependent upon the fluid conveyed and the type of O-ring used. Silicone free.

Male Stud Fittings, Hexagonal

BSPT

1014	OD mm	Thread
LE-3175 04 10	4	1/8"
LE-3175 04 13	4	1/4"
LE-3175 06 10	6	1/8"
LE-3175 06 13	6	1/4"
LE-3175 06 17	6	3/8"
LE-3175 06 21	6	1/2"
LE-3175 08 10	8	1/8"
LE-3175 08 13	8	1/4"
LE-3175 08 17	8	3/8"
LE-3175 08 21	8	1/2"
LE-3175 10 13	10	1/4"
LE-3175 10 17	10	3/8"
LE-3175 10 21	10	1/2"
LE-3175 12 13	12	1/4"
LE-3175 12 17	12	3/8"
LE-3175 12 21	12	1/2"
LE-3175 14 17	14	3/8"
LE-3175 14 21	14	1/2"
LE-3175 16 17	16	3/8"
LE-3175 16 21	16	1/2"
Tech Sheet 10626		

Metric & BSPP

1014	OD mm	Thread
LE-3101 03 09	3	M3 x 0.5
LE-3101 03 19	3	M5 x 0.8
LE-3101 04 09	4	M3 x 0.5
LE-3101 04 19	4	M5 x 0.8
LE-3101 04 55	4	M7 x 1
LE-3101 04 13	4	1/4"
LE-3101 06 19	6	M5 x 0.8
LE-3101 06 55	6	M7 x 1
LE-3101 06 10	6	1/8"
LE-3101 06 13	6	1/4"
LE-3101 06 17	6	3/8"
LE-3101 06 21	6	1/2"
LE-3101 08 10	8	1/8"
LE-3101 08 13	8	1/4"
LE-3101 08 17	8	3/8"
LE-3101 10 13	10	1/4"
LE-3101 10 17	10	3/8"
LE-3101 10 21	10	1/2"
LE-3101 12 13	12	1/4"
LE-3101 12 17	12	3/8"
LE-3101 12 21	12	1/2"
LE-3101 14 21	14	1/2"
LE-3101 16 17	16	3/8"
LE-3101 16 21	16	1/2"
Tech Sheet 10626		

Female Stud Fittings

Metric & BSPP

1014	OD mm	Thread
LE-3114 04 19	4	M5 x 0.8
LE-3114 04 10	4	1/8"
LE-3114 04 13	4	1/4"
LE-3114 06 10	6	1/8"
LE-3114 06 13	6	1/4"
LE-3114 08 10	8	1/8"
LE-3114 08 13	8	1/4"
LE-3114 08 17	8	3/8"
LE-3114 10 13	10	1/4"
LE-3114 10 17	10	3/8"
LE-3114 10 21	10	1/2"
LE-3114 12 17	12	3/8"
LE-3114 12 21	12	1/2"
Tech Sheet 10626		

Partnership brands available

Parker OLAER

Hydraulic Accumulators & Accessories
See section 1 pages 227-228

Hydraulic Oil Coolers
See section 1 page 273

Parker RECTUS

Pneumatic Quick Release Couplings
See section 3 pages 330-390

Parker domnick hunter

Filters & Drains Air, Water & Vacuum
See section 4 page 430

Parker legris LIQUIfit™

Plastic Push-in Fittings
See section 6 pages 800-803

Parker legris

Ball & Check Valves
See section 5 pages 628

Plastic Push-in Fittings
See section 6 pages 793-807

Metal Push-in Fittings
See section 6 pages 848-851

Ball Valves
See section 7 pages 933-935

Blow Guns
See section 15 page 1596

Parker transair

Aluminium Ring Main Systems
See section 8 pages 1063-1067

ENGINEERING YOUR SUCCESS.

LF 3000® PUSH-IN FITTINGS

Male Stud Elbows

BSPT

1014	OD mm	Thread
LE-3109 04 10	4	1/8"
LE-3109 04 13	4	1/4"
LE-3109 06 10	6	1/8"
LE-3109 06 13	6	1/4"
LE-3109 06 17	6	3/8"
LE-3109 06 21	6	1/2"
LE-3109 08 10	8	1/8"
LE-3109 08 13	8	1/4"
LE-3109 08 17	8	3/8"
LE-3109 08 21	8	1/2"
LE-3109 10 13	10	1/4"
LE-3109 10 17	10	3/8"
LE-3109 10 21	10	1/2"
LE-3109 12 13	12	1/4"
LE-3109 12 17	12	3/8"
LE-3109 12 21	12	1/2"
LE-3109 14 17	14	3/8"
LE-3109 14 21	14	1/2"
LE-3109 16 17	16	3/8"
LE-3109 16 21	16	1/2"
Tech Sheet 10626		

Metric & BSPP

1014	OD mm	Thread
LE-3199 03 19	3	M5 x 0.8
LE-3199 04 09	4	M3 x 0.5
LE-3199 04 19	4	M5 x 0.8
LE-3199 04 55	4	M7 x 1
LE-3199 04 10	4	1/8"
LE-3199 04 13	4	1/4"
LE-3199 06 19	6	M5 x 0.8
LE-3199 06 55	6	M7 x 1
LE-3199 06 10	6	1/8"
LE-3199 06 13	6	1/4"
LE-3199 06 17	6	3/8"
LE-3199 06 21	6	1/2"
LE-3199 08 10	8	1/8"
LE-3199 08 13	8	1/4"
LE-3199 08 17	8	3/8"
LE-3199 08 21	8	1/2"
LE-3199 10 13	10	1/4"
LE-3199 10 17	10	3/8"
LE-3199 10 21	10	1/2"
LE-3199 12 13	12	1/4"
LE-3199 12 21	12	1/2"
LE-3199 14 17	14	3/8"
LE-3199 14 21	14	1/2"
LE-3199 16 17	16	3/8"
LE-3199 16 21	16	1/2"
Tech Sheet 10626		

Extended Male Stud Elbows

BSPT

1014	OD mm	Thread
LE-3129 04 13	4	1/4"
LE-3129 06 10	6	1/8"
LE-3129 06 13	6	1/4"
LE-3129 08 10	8	1/8"
LE-3129 08 13	8	1/4"
LE-3129 08 17	8	3/8"
LE-3129 10 17	10	3/8"
LE-3129 12 13	12	1/4"
LE-3129 12 17	12	3/8"
LE-3129 12 21	12	1/2"
LE-3129 14 21	14	1/2"
Tech Sheet 10626		

Metric & BSPP

1014	OD mm	Thread
LE-3169 04 19	4	M5 x 0.8
LE-3169 04 13	4	1/4"
LE-3169 06 19	6	M5 x 0.8
LE-3169 06 10	6	1/8"
LE-3169 06 13	6	1/4"
Tech Sheet 10626		

You might also need
Leak-free LIQUIfit Fittings
see pages **800-803**

45º Male Elbows

BSPT

1014	OD mm	Thread
LE-3113 04 10	4	1/8"
LE-3113 06 10	6	1/8"
LE-3113 06 13	6	1/4"
LE-3113 08 13	8	1/4"
LE-3113 08 17	8	3/8"
LE-3113 10 13	10	1/4"
LE-3113 10 17	10	3/8"
LE-3113 12 17	12	3/8"
Tech Sheet 10626		

Metric & BSPP

1014	OD mm	Thread
LE-3133 04 19	4	M5 x 0.8
LE-3133 06 19	6	M5 x 0.8
LE-3133 06 10	6	1/8"
Tech Sheet 10626		

Female Stud Elbows

BSPP

1014	OD mm	Thread
LE-3192 04 10	4	1/8"
LE-3192 04 13	4	1/4"
LE-3192 06 10	6	1/8"
LE-3192 06 13	6	1/4"
LE-3192 08 10	8	1/8"
LE-3192 08 13	8	1/4"
LE-3192 08 17	8	3/8"
LE-3192 10 13	10	1/4"
LE-3192 10 17	10	3/8"
LE-3192 12 13	12	1/4"
LE-3192 12 17	12	3/8"
LE-3192 12 21	12	1/2"
Tech Sheet 10626		

LF 3000® PUSH-IN FITTINGS

Male Stud Branch Tees

BSPT

1014	OD mm	Thread
LE-3108 04 10	4	1/8"
LE-3108 04 13	4	1/4"
LE-3108 06 10	6	1/8"
LE-3108 06 13	6	1/4"
LE-3108 08 10	8	1/8"
LE-3108 08 13	8	1/4"
LE-3108 10 13	10	1/4"
LE-3108 10 17	10	3/8"
LE-3108 10 21	10	1/2"
LE-3108 12 13	12	1/4"
LE-3108 12 17	12	3/8"
LE-3108 12 21	12	1/2"
LE-3108 14 21	14	1/2"
LE-3108 16 17	16	3/8"
LE-3108 16 21	16	1/2"
Tech Sheet 10626		

Male Stud Run Tees

BSPT

1014	OD mm	Thread
LE-3103 04 13	4	1/4"
LE-3103 06 10	6	1/8"
LE-3103 08 10	8	1/8"
LE-3103 08 13	8	1/4"
LE-3103 10 13	10	1/4"
LE-3103 10 21	10	1/2"
LE-3103 12 13	12	1/4"
LE-3103 12 17	12	3/8"
Tech Sheet 10626		

Metric & BSPP

1014	OD mm	Thread
LE-3193 04 19	4	M5 x 0.8
LE-3193 04 10	4	1/8"
LE-3193 06 19	6	M5 x 0.8
LE-3193 06 10	6	1/8"
LE-3193 08 10	8	1/8"
LE-3193 08 17	8	3/8"
LE-3193 10 13	10	1/4"
LE-3193 12 17	12	3/8"
LE-3193 14 21	14	1/2"
Tech Sheet 10626		

Threaded Standpipes

Stem x BSPT

1014	Stem OD mm	Thread
LE-3121 04 13	4	1/4"
LE-3121 06 13	6	1/4"
LE-3121 10 17	10	3/8"
Tech Sheet 10626		

Stem x BSPP

1014	Stem OD mm	Thread
LE-3131 08 13	8	1/4"
LE-3131 12 21	12	1/2"
LE-3131 14 17	14	3/8"
Tech Sheet 10626		

Double Y Pieces

BSPT

1014	OD mm	Thread
LE-3112 06 13	6	1/4"
Tech Sheet 10626		

BSPP

1014	OD mm	Thread
LE-3132 06 13	6	1/4"
Tech Sheet 10626		

Twin Banjos

BSPP

1014	OD mm	Thread
LE-3149 04 10	4	1/8"
LE-3149 06 10	6	1/8"
LE-3149 06 13	6	1/4"
LE-3149 08 13	8	1/4"
LE-3149 08 17	8	3/8"
Tech Sheet 10626		

Stacking Banjo Bolts

2 Body High Modules BSPP

1014	Thread
LE-3528 00 13	1/4"
Tech Sheet 10626	

3 Body High Modules BSPP

1014	Thread
LE-3529 00 10	1/8"
LE-3529 00 13	1/4"
Tech Sheet 10626	

Double Banjos

Metric & BSPP

1014	OD mm	Thread
LE-3119 04 19	4	M5 x 0.8
LE-3119 08 13	8	1/4"
Tech Sheet 10626		

Single Banjo Bolts

BSPP

1014	Thread
LE-3527 00 10	1/8"
LE-3527 00 13	1/4"
LE-3527 00 17	3/8"
Tech Sheet 10626	

Female Threaded Banjo Bolts

BSPP

1014	Thread	Thread
LE-3524 00 10	1/8"	1/8"
LE-3524 00 13	1/4"	1/4"
Tech Sheet 10626		

Single Banjo Bodies

BSPP

1014	OD mm	Thread
LE-3538 06 10	6	1/8"
LE-3538 06 13	6	1/4"
LE-3538 08 13	8	1/4"
Tech Sheet 10626		

LF 3000® PUSH-IN FITTINGS

Tube/Tube Connectors - Equal & Unequal

Equal

1014	OD mm
LE-3106 03 00	3
LE-3106 04 00	4
LE-3106 06 00	6
LE-3106 08 00	8
LE-3106 10 00	10
LE-3106 12 00	12
LE-3106 14 00	14
LE-3106 16 00	16
Tech Sheet 10626	

Unequal

1014	OD mm	OD mm
LE-3106 03 04	3	4
LE-3106 04 06	4	6
LE-3106 04 08	4	8
LE-3106 06 08	6	8
LE-3106 06 10	6	10
LE-3106 08 10	8	10
LE-3106 10 12	10	12
LE-3106 12 14	12	14
LE-3106 12 16	16	12
Tech Sheet 10626		

Bulkhead Connectors

All bulkhead fixing nuts ar complete with an integral sealing ring for improved performance.

Equal

1014	OD mm
LE-3116 04 00	4
LE-3116 06 00	6
LE-3116 08 00	8
LE-3116 10 00	10
LE-3116 12 00	12
LE-3116 14 00	14
Tech Sheet 10626	

Bulkhead Elbows

All bulkhead fixing nuts are complete with an integral sealing ring for improved performance.

Equal

1014	OD mm
LE-3139 04 00	4
LE-3139 06 00	6
LE-3139 08 00	8
LE-3139 10 00	10
LE-3139 12 00	12
Tech Sheet 10626	

Single Y Pieces

Equal

1014	OD mm
LE-3140 04 00	4
LE-3140 06 00	6
LE-3140 08 00	8
LE-3140 10 00	10
LE-3140 12 00	12
Tech Sheet 10626	

Unequal

1014	OD mm	OD mm
LE-3140 04 06	4	6
LE-3140 06 08	6	8
LE-3140 08 10	8	10
LE-3140 10 12	10	12
Tech Sheet 10626		

Elbows

Equal

1014	OD mm
LE-3102 04 00	4
LE-3102 06 00	6
LE-3102 08 00	8
LE-3102 10 00	10
LE-3102 12 00	12
LE-3102 14 00	14
LE-3102 16 00	16
Tech Sheet 10626	

Unequal

1014	OD mm	OD mm
LE-3102 04 06	4	6
LE-3102 06 08	6	8
LE-3102 08 10	8	10
LE-3102 10 12	10	12
Tech Sheet 10626		

Female Bulkhead Connectors

All bulkhead fixing nuts are complete with an integral sealing ring for improved performance.

BSPP

1014	OD mm	Thread
LE-3136 04 10	4	1/8"
LE-3136 06 10	6	1/8"
LE-3136 06 13	6	1/4"
LE-3136 08 10	8	1/8"
LE-3136 08 13	8	1/4"
LE-3136 10 17	10	3/8"
LE-3136 12 17	12	3/8"
Tech Sheet 10626		

Multiple Y Pieces

Equal

1014	OD mm
LE-3144 04 04	4
LE-3144 06 06	6
Tech Sheet 10626	

Unequal

1014	OD mm	OD mm
LE-3144 04 06	4	6
LE-3144 06 08	6	8
Tech Sheet 10626		

Tees

Equal

1014	OD mm
LE-3104 03 00	3
LE-3104 04 00	4
LE-3104 06 00	6
LE-3104 08 00	8
LE-3104 10 00	10
LE-3104 12 00	12
LE-3104 14 00	14
LE-3104 16 00	16
Tech Sheet 10626	

Unequal, Branch

1014	OD mm	OD mm
LE-3104 04 06	4	6
LE-3104 06 04	6	4
LE-3104 06 08	6	8
LE-3104 08 06	8	6
LE-3104 08 10	8	10
LE-3104 10 08	10	8
LE-3104 10 12	10	12
LE-3104 12 10	12	10
LE-3104 16 12	16	12
Tech Sheet 10626		

Mixed Bulkhead Connectors

All bulkhead fixing nuts are complete with an integral sealing ring for improved performance.

Push-in x Compression

1014	OD mm
LE-3146 04 00	4
LE-3146 06 00	6
Tech Sheet 10626	

LF 3000® PUSH-IN FITTINGS

Unequal Multiple Elbow with Fixing Holes

Reducing Tube x Tube

1014	OD mm	OD mm
LE-3306 06 04	6	4
LE-3306 08 04	8	4
LE-3306 08 06	8	6
LE-3306 10 06	10	6
LE-3306 10 08	10	8
Tech Sheet 10626		

Manifold with LF 3000 Push-in Connection

BSPP x Tube

1014	OD mm	Thread
LE-3310 04 13	4	1/4"
LE-3310 06 13	6	1/4"
LE-3310 08 17	8	3/8"
Tech Sheet 10626		

Blanking Plugs

Tube

1014	OD mm
LE-3126 04 00	4
LE-3126 06 00	6
LE-3126 08 00	8
LE-3126 10 00	10
LE-3126 12 00	12
LE-3126 14 00	14
LE-3126 16 00	16
Tech Sheet 10626	

Plug-in Equal & Unequal Compact Elbow with Plastic Tailpiece

Equal

1014	OD mm
LE-3182 04 00	4
LE-3182 06 00	6
LE-3182 08 00	8
LE-3182 10 00	10
LE-3182 12 00	12
Tech Sheet 10626	

Unequal

1014	OD mm	Stem OD mm
LE-3182 04 06	4	6
LE-3182 06 04	6	4
LE-3182 06 08	6	8
LE-3182 08 10	8	10
LE-3182 10 12	10	12
Tech Sheet 10626		

Extended Equal & Unequal Elbow with Plastic Tailpiece

Equal

1014	OD mm
LE-3184 12 00	12
Tech Sheet 10626	

Unequal

1014	OD mm	Stem OD mm
LE-3184 08 10	8	10
Tech Sheet 10626		

45° Equal Elbow with Plastic Tailpiece

Tube x Stem

1014	OD mm
LE-3180 04 00	4
LE-3180 08 00	8
Tech Sheet 10626	

Cross Equal

Tube x Tube

1014	OD mm
LE-3107 06 00	6
Tech Sheet 10626	

Plug-in Equal Compact Tee with Plastic Tailpiece

Tube x Stem

1014	OD mm
LE-3188 06 00	6
LE-3188 08 00	8
Tech Sheet 10626	

Plug-in Equal & Unequal Single Y Piece

Reducing Tube x Stem

1014	OD mm	Stem OD mm
LE-3142 04 06	4	6
LE-3142 06 08	6	8
LE-3142 08 10	8	10
Tech Sheet 10626		

Plug-in Equal Tee with Plastic Tailpiece

Tube x Stem

1014	OD mm	Stem OD mm
LE-3183 06 00	6	6
LE-3183 08 00	8	8
Tech Sheet 10626		

Plug-in Multiple Y Piece

Tube x Stem

1014	OD mm	Stem OD mm
LE-3143 04 06	4	6
Tech Sheet 10626		

Barbed Connector for Unequal Tube

Stem x Hose Tail

1014	Stem OD mm	To Suit Hose OD mm
LE-3122 04 53	4	5
LE-3122 06 05	6	7
LE-3122 08 56	8	6.3
LE-3122 10 08	10	10
LE-3122 12 10	12	12
LE-3122 12 62	12	14.5
Tech Sheet 10626		

Double Male Stem Connector - Plastic

Tube x Tube

1014	OD mm
LE-3120 04 00	4
LE-3120 06 00	6
LE-3120 08 00	8
LE-3120 10 00	10
Tech Sheet 10626	

Increaser

Tube x Stem

1014	OD mm	Stem OD mm
LE-3168 06 04	6	4
LE-3168 08 06	8	6
LE-3168 10 08	10	8
LE-3168 12 10	12	10
Tech Sheet 10626		

LF 3000® PUSH-IN FITTINGS

Reducer

Tube x Stem

1014	OD mm	Stem OD mm
LE-3166 03 04	3	4
LE-3166 04 06	4	6
LE-3166 04 08	4	8
LE-3166 04 10	4	10
LE-3166 06 08	6	8
LE-3166 06 10	6	10
LE-3166 06 12	6	12
LE-3166 06 14	6	14
LE-3166 08 10	8	10
LE-3166 08 12	8	12
LE-3166 08 14	8	14
LE-3166 10 12	10	12
LE-3166 10 14	10	14
LE-3166 12 14	12	14
Tech Sheet 10626		

LF 3000 Multi Connectors

The Legris multi connector is designed for simultaneous connection and disconnection of 2, 4, 7 and 12 tubes. Its LF 3000 technology and performance makes it easy to use:- instant connection and disconnection, without tools, - full flo , without restriction. In order to facilitate the installation, each tube outlet is numbered. A location pin avoids assembly errors and a cap helps to guide the tubes and to protect connections. To cover all users needs, this range can also be used for bulkhead connections.

Male Screw Body

1014	OD mm	No of Tubes
LE-3320 04 00 04	4	4
LE-3320 04 00 07	4	7
LE-3320 04 00 12	4	12
LE-3320 06 00 04	6	4
LE-3320 06 00 07	6	7
Tech Sheet 10626		

Female Screw Body

1014	OD mm	No of Tubes
LE-3321 04 00 04	4	4
LE-3321 04 00 07	4	7
LE-3321 04 00 12	4	12
LE-3321 06 00 04	6	4
LE-3321 06 00 07	6	7
Tech Sheet 10626		

Screw Cap

1014	No of Tubes
LE-3329 00 02	4 and 7
Tech Sheet 10626	

DIN Rail Connections

These components are similar in principle to the electrical connectors found in control panels and are used to rationalise cabling and to assist trouble shooting. Used alongside electrical connectors, Legris DIN rail connectors provide similar facilities for pneumatics circuits, and are mounted on the same rail profile which allows electrics and pneumatics to run side by side. All tube connections are Legris push-in fittings for plastic tubing

Connector for 2 Tubes In-line

1014	To Suit Hose OD mm
LE-3379 08 00	8
Tech Sheet 10626	

Self-Sealing Male Stud Fittings

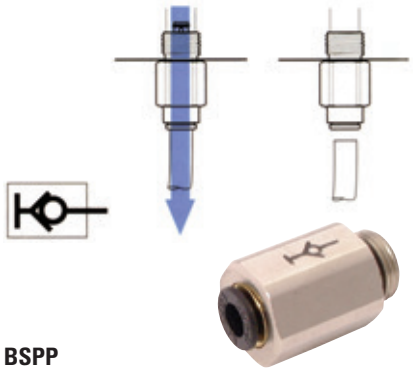

BSPP

1014	OD mm	Thread
LE-3391 04 10	4	1/8"
LE-3391 06 10	6	1/8"
LE-3391 08 13	8	1/4"
LE-3391 10 17	10	3/8"
Tech Sheet 10626		

Clip Strips for Tubes

1014	To Suit Hose OD mm
LE-CLIP 04 00	4
LE-CLIP 06 00	6
LE-CLIP 08 00	8
LE-CLIP 10 00	10
LE-CLIP 12 00	12
LE-CLIP 14 00	14
Tech Sheet 10626	

Oscillating Compact Elbows

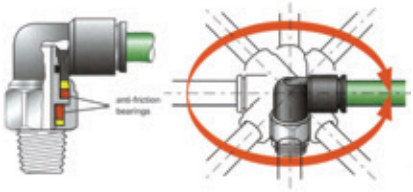

BSPT

1014	OD mm	Thread
LE-3159 04 10	4	1/8"
LE-3159 06 10	6	1/8"
LE-3159 06 13	6	1/4"
LE-3159 08 10	8	1/8"
LE-3159 08 13	8	1/4"
Tech Sheet 10626		

Metric & BSPP

1014	OD mm	Thread
LE-3189 04 19	4	M5 x 0.8
LE-3189 06 19	6	M5 x 0.8
LE-3189 06 10	6	1/8"
LE-3189 06 13	6	1/4"
LE-3189 08 10	8	1/8"
LE-3189 08 17	8	3/8"
LE-3189 10 13	10	1/4"
LE-3189 10 17	10	3/8"
Tech Sheet 10626		

Coloured Release Button Covers for LF 3000 3rd Generation

1014	OD mm	Colour
LE-3110 14 00	14	White
LE-3110 14 02	14	Green
LE-3110 06 03	6	Red
LE-3110 14 03	14	Red
LE-3110 04 04	4	Blue
LE-3110 06 04	6	Blue
LE-3110 12 04	12	Blue
LE-3110 14 04	14	Blue
LE-3110 14 05	14	Yellow
Tech Sheet 10626		

LEAK-FREE, PUSH-IN FITTINGS NPT THREADS X IMPERIAL TUBE

Introducing LIQUIfi ™ a range of leak-free, push-in fittings in a bio-based compact body.

LIQUIfi ™ offers:

- The most compact profile on the marke
- EPDM patented sealing technology
- Full flo
- No pumping effect
- No need for locking clip or tube insert
- Optimum performance suitable for food and water contact
- 100% bio-based body and base

	Working Temperature:	Maximum Working Pressure:
1/4"	+2°C to +38°C	16 bar
	+65°C	10 bar
	+93°C	6 bar
3/8"	+2°C to +38°C	13 bar
	+65°C	7 bar
	+93°C	4 bar
1/2"	+2°C to +38°C	11 bar
	+65°C	7 bar
	+93°C	4 bar

Suitable for use with chemicals and other potentially aggressive liquids.
Please contact our technical department for full details.

Male Stud Fittings

Hexagonal, NPT

1014	OD	Thread
LE-6305 56 14W	1/4"	1/4"

Tech Sheet 10625

Female Stud Fittings

NPT

1014	OD	Thread
LE-6315 56 14W	1/4"	1/4"
LE-6315 60 18W	3/8"	3/8"

Tech Sheet 10625

Tees

Equal

1014	OD
LE-6304 56 00W	1/4"
LE-6304 60 00W	3/8"
LE-6304 62 00W	1/2"

Tech Sheet 10625

Equal Elbows

Tube x Tube

1014	OD
LE-6302 56 00W	1/4"
LE-6302 60 00W	3/8"
LE-6302 62 00W	1/2"

Tech Sheet 10625

Straight Connectors

Equal, Tube x Tube

1014	OD
LE-6306 56 00W	1/4"
LE-6306 60 00W	3/8"
LE-6306 62 00W	3/8"

Tech Sheet 10625

Tube/Tube Connectors

Unequal, Tube x Tube

1014	OD	OD
LE-6306 56 60W	1/4"	3/8"
LE-6306 60 62W	3/8"	1/2"

Tech Sheet 10625

Bulkhead Connectors

Tube x Tube

1014	OD
LE-6316 56 00W	1/4"
LE-6316 60 00W	3/8"
LE-6316 62 00W	1/2"

Tech Sheet 10625

Single Y Pieces

Tube x Tube

1014	OD
LE-6340 56 00W	1/4"
LE-6340 60 00W	3/8"
LE-6340 62 00W	1/2"

Tech Sheet 10625

Tube Blanking Caps

Tube

1014	OD
LE-6351 56 00W	1/4"
LE-6351 60 00W	3/8"

Tech Sheet 10625

LEAK-FREE, PUSH-IN FITTINGS
NPT THREADS X IMPERIAL TUBE

Connectors

Tube x Hose Tail

1014	Stem OD	To Suit Hose ID
LE-6322 56 56W	1/4"	0.28
LE-6322 60 56W	3/8"	0.28
LE-6322 60 08W	3/8"	0.33
LE-6322 60 60W	3/8"	0.4
LE-6322 62 60W	1/2"	0.4
Tech Sheet 10625		

Plugs

Tube

1014	OD
LE-6326 56 00W	1/4"
Tech Sheet 10625	

Acetal Check Valves

Tube x Tube

1014	OD
LE-7992 56 00W	1/4"
LE-7992 60 00W	3/8"
Tech Sheet 10625	

Tank Ball Valves

Tube x Female, NPT

1014	OD	Thread
LE-4022 56 14W	1/4"	1/4"
LE-4022 60 18W	3/8"	3/8"
Tech Sheet 10625		

In-line Ball Valves

Tube x Tube

1014	OD
LE-4020 56 00W	1/4"
LE-4020 60 00W	3/8"
Tech Sheet 10625	

Tube x Male, NPT

1014	OD	Thread
LE-4021 56 14W	1/4"	1/4"
LE-4021 60 18W	3/8"	3/8"
Tech Sheet 10625		

Reducers

Tube x Stem

1014	OD	Stem OD
LE-6366 56 08W	1/4"	5/16"
LE-6366 56 60W	1/4"	3/8"
LE-6366 60 62W	3/8"	1/2"
Tech Sheet 10625		

Plug-in Equal Compact Elbows

Tube x Stem

1014	OD
LE-6382 56 00W	1/4"
LE-6382 60 00W	3/8"
LE-6382 62 00W	1/2"
Tech Sheet 10625	

Plug-in Equal Branch Tees

Tube x Stem

1014	OD
LE-6388 56 00W	1/4"
LE-6388 60 00W	3/8"
Tech Sheet 10625	

LEAK-FREE, PUSH-IN FITTINGS BSP THREADS X METRIC TUBE

Parker legris LIQUIfit™

Male Stud Fittings

BSPT

1014	OD mm	Thread
LE-6505 04 10W	4	1/8"
LE-6505 04 13W	4	1/4"
LE-6505 06 10W	6	1/8"
LE-6505 06 13W	6	1/4"
LE-6505 08 10W	8	1/8"
LE-6505 08 13W	8	1/4"
LE-6505 08 17W	8	3/8"
LE-6505 10 13W	10	1/4"
LE-6505 10 17W	10	3/8"
LE-6505 10 21W	10	1/2"
LE-6505 12 17W	12	3/8"
LE-6505 12 21W	12	1/2"
Tech Sheet 10625		

Female Stud Fittings

BSPT

1014	OD mm	Thread
LE-6315 06 10W	6	1/8"
LE-6315 06 13W	6	1/4"
LE-6315 08 13W	8	1/4"
LE-6315 08 17W	8	3/8"
Tech Sheet 10625		

Fixed Male Stud Elbows

BSPT

1014	OD mm	Thread
LE-6579 06 10W	6	1/8"
LE-6579 06 13W	6	1/4"
LE-6579 06 17W	6	3/8"
Tech Sheet 10625		

Swivel Male Stud Fittings

BSPT

1014	OD mm	Thread
LE-6509 06 10W	6	1/8"
LE-6509 06 13W	6	1/4"
LE-6509 06 17W	6	3/8"
LE-6509 08 10W	8	1/8"
LE-6509 08 13W	8	1/4"
LE-6509 08 17W	8	3/8"
LE-6509 10 13W	10	1/4"
LE-6509 10 17W	10	3/8"
LE-6509 10 21W	10	1/2"
LE-6509 12 17W	12	3/8"
LE-6509 12 21W	12	1/2"
Tech Sheet 10625		

Tees

Equal

1014	OD mm
LE-6304 04 00W	4
LE-6304 06 00W	6
LE-6304 08 00W	8
LE-6304 10 00W	10
LE-6304 12 00W	12
Tech Sheet 10625	

Swivel Branch Tees

BSPT

1014	OD mm	Thread
LE-6508 06 10W	6	1/8"
LE-6508 06 13W	6	1/4"
LE-6508 06 17W	6	3/8"
LE-6508 08 13W	8	1/4"
LE-6508 08 17W	8	3/8"
LE-6508 10 13W	10	1/4"
LE-6508 10 17W	10	3/8"
LE-6508 10 21W	10	1/2"
LE-6508 12 17W	12	3/8"
LE-6508 12 21W	12	1/2"
Tech Sheet 10625		

Swivel Male Run Tees

BSPT

1014	OD mm	Thread
LE-6503 06 13W	6	1/4"
LE-6503 08 10W	8	1/8"
LE-6503 08 13W	8	1/4"
LE-6503 08 17W	8	3/8"
LE-6503 12 17W	12	3/8"
LE-6503 12 21W	12	1/2"
Tech Sheet 10625		

Stem Adaptors

BSPT

1014	OD mm	Thread
LE-6521 06 10W	6	1/8"
LE-6521 06 13W	6	1/4"
LE-6521 06 17W	6	3/8"
LE-6521 08 10W	8	1/8"
LE-6521 08 13W	8	1/4"
LE-6521 08 17W	8	3/8"
LE-6521 10 13W	10	1/4"
LE-6521 10 17W	10	3/8"
LE-6521 10 21W	10	1/2"
LE-6521 12 17W	12	3/8"
LE-6521 12 21W	12	1/2"
Tech Sheet 10625		

LEAK-FREE, PUSH-IN FITTINGS

Equal Elbows

Tube x Tube

1014	OD mm
LE-6302 04 00W	4
LE-6302 06 00W	6
LE-6302 08 00W	8
LE-6302 10 00W	10
LE-6302 12 00W	12
Tech Sheet 10625	

Straight Connectors

Equal, Tube x Tube

1014	OD mm
LE-6306 04 00W	4
LE-6306 06 00W	6
LE-6306 08 00W	8
LE-6306 10 00W	10
LE-6306 12 00W	12
Tech Sheet 10625	

Bulkhead Connectors

Tube x Tube

1014	OD mm
LE-6316 04 00W	4
LE-6316 06 00W	6
LE-6316 08 00W	8
LE-6316 10 00W	10
LE-6316 12 00W	12
Tech Sheet 10625	

Single Y Pieces

Tube x Tube

1014	OD mm
LE-6340 04 00W	4
LE-6340 06 00W	6
LE-6340 08 00W	8
LE-6340 10 00W	10
LE-6340 12 00W	12
Tech Sheet 10625	

Tube Blanking Caps

Tube

1014	OD mm
LE-6351 04 00W	4
LE-6351 06 00W	6
LE-6351 08 00W	8
LE-6351 10 00W	10
LE-6351 12 00W	12
Tech Sheet 10625	

Reducers

Tube x Stem

1014	OD mm	Stem OD mm
LE-6366 04 06W	4	6
LE-6366 06 08W	6	8
LE-6366 08 10W	8	10
Tech Sheet 10625		

Plug-in Equal Compact Elbows

Tube x Stem

1014	OD mm
LE-6382 04 00W	4
LE-6382 06 00W	6
LE-6382 08 00W	8
LE-6382 10 00W	10
LE-6382 12 00W	12
Tech Sheet 10625	

Plug-in Equal Branch Tees

Tube x Stem

1014	OD mm
LE-6388 04 00W	4
LE-6388 06 00W	6
LE-6388 08 00W	8
LE-6388 10 00W	10
Tech Sheet 10625	

Plugs

Tube

1014	OD mm
LE-6326 04 00W	4
LE-6326 06 00W	6
LE-6326 08 00W	8
LE-6326 10 00W	10
LE-6326 12 00W	12
Tech Sheet 10625	

FLOW CONTROL REGULATORS POLYMER VERSION

Miniature

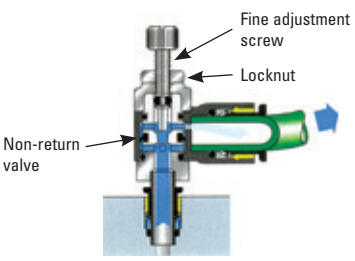

Compact

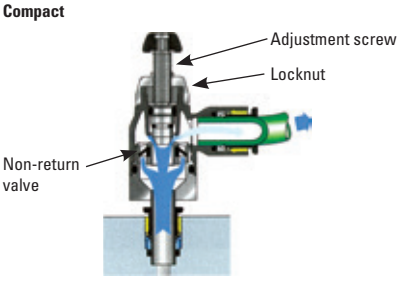

Identification:

The part numbers have been chosen by a method of mnemonics. Each item is identified by

- Its series
- The diameter of passage through the fittin
- The thread code or second tube diameter

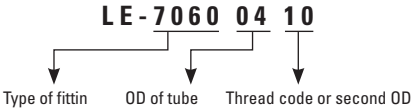

Working Temperature: 0°C to +70°C

Working Pressure: 1 to 10 bar

Working Fluids: Compressed air

Compact

A

Exhaust Version (A), BSPP

1012	OD mm	Thread
LE-7060 06 10	6	1/8"
LE-7060 06 13	6	1/4"
LE-7060 08 10	8	1/8"
LE-7060 08 13	8	1/4"
LE-7060 08 17	8	3/8"
LE-7060 10 13	10	1/4"
LE-7060 10 17	10	3/8"
LE-7060 12 17	12	3/8"
LE-7060 12 21	12	1/2"
Tech Sheet 10627		

B

Supply Version (B), BSPP

1012	OD mm	Thread
LE-7061 04 10	4	1/8"
LE-7061 06 10	6	1/8"
LE-7061 06 13	6	1/4"
LE-7061 08 13	8	1/4"
LE-7061 08 17	8	3/8"
LE-7061 10 17	10	3/8"
LE-7061 12 21	12	1/2"
Tech Sheet 10627		

C

Bi-directional Version (C), BSPP

1012	OD mm	Thread
LE-7062 04 10	4	1/8"
LE-7062 06 10	6	1/8"
LE-7062 06 13	6	1/4"
LE-7062 08 10	8	1/8"
LE-7062 08 13	8	1/4"
Tech Sheet 10627		

Miniature

A

Exhaust Version (A), Metric & BSPP

1012	OD mm	Thread
LE-7660 03 19	3	M5 x 0.8
LE-7660 04 19	4	M5 x 0.8
LE-7660 04 10	4	1/8"
LE-7660 06 19	6	M5 x 0.8
LE-7660 06 10	6	1/8"
LE-7660 06 13	6	1/4"
LE-7660 08 10	8	1/8"
LE-7660 08 13	8	1/4"
LE-7660 08 17	8	3/8"
Tech Sheet 10627		

B

Supply Version (B), Metric & BSPP

1012	OD mm	Thread
LE-7669 03 09	3	M3 x 0.5
LE-7669 04 19	4	M5 x 0.8
LE-7669 04 10	4	1/8"
LE-7669 06 19	6	M5 x 0.8
LE-7669 06 10	6	1/8"
LE-7669 08 13	8	1/4"
Tech Sheet 10627		

Plug-in Compact

Exhaust Version (A)

1012	OD mm
LE-7030 08 00	8
Tech Sheet 10627	

Supply Version (B)

1012	OD mm
LE-7031 06 00	6
LE-7031 08 00	8
Tech Sheet 10627	

FLOW CONTROL REGULATORS POLYMER VERSION

In-line Panel Mountable with LF 3000 Push-in Connections

One Way Adjustment (A), for Nylon PU Tubing

1012	OD mm
LE-7776 04 00	4
LE-7776 06 00	6
LE-7776 08 00	8
LE-7776 10 00	10
LE-7776 12 00	12

In-line with LF 3000 Push-in Connections

One Way Adjustment (A), for Nylon and PU Tubing

1012	OD mm
LE-7770 04 00	4
LE-7770 06 00	6
LE-7770 08 00	8
LE-7770 10 00	10
LE-7770 12 00	12

Bi-directional (C)

1012	OD mm
LE-7772 04 00	4
LE-7772 06 00	6
LE-7772 08 00	8

Compact Swivel Outlet

Exhaust Version (A), BSPP

1012	OD mm	Thread
LE-7740 06 10	6	1/8"
LE-7040 08 10	8	1/8"
Tech Sheet 10627		

Exhaust Version (A), BSPT

1012	OD mm	Thread
LE-7045 08 17	8	3/8"

In-line with Threaded Connections

One Way Adjustment (C), Panel Mountable, BSPP

1012	Thread
LE-7771 10 10	1/8"
LE-7771 13 13	1/4"
LE-7771 17 17	3/8"
LE-7771 21 21	1/2"

Miniature Swivel Outlet

Supply Version (B), Metric & BSPP

1012	OD mm	Thread
LE-7649 04 19	4	M5 x 0.8
LE-7649 06 19	6	M5 x 0.8
LE-7649 06 10	6	1/8"

Compact, with Recessed Adjustment Screw

Exhaust Version (A), Metric & BSPP

1012	OD mm	Thread
LE-7010 04 19	4	M5 x 0.8
LE-7010 04 10	4	1/4"
LE-7010 06 19	6	M5 x 0.8
LE-7010 06 10	6	1/8"
LE-7010 06 13	6	1/4"
LE-7010 08 10	8	1/8"
LE-7010 08 13	8	1/4"
LE-7010 10 13	10	1/4"
LE-7010 10 17	10	3/8"

Supply Version (B), Metric & BSPP

1012	OD mm	Thread
LE-7011 06 19	6	M5 x 0.8
LE-7011 06 10	6	1/8"
LE-7011 06 13	6	1/4"
LE-7011 08 13	8	1/4"
LE-7011 10 13	10	1/4"

Bi-directional (C), Metric

1012	OD mm	Thread
LE-7012 04 19	4	M5 x 0.8

Metal Body with LF 3000 Instant Fittings

Flow Control Regulators Metal Version Working Temperature:
0°C to +70°C

Exhaust Flow Control, BSPP

1012	OD mm	Thread
LE-7100 06 13	6	1/4"
LE-7100 08 10	8	1/8"
LE-7100 08 13	8	1/4"
LE-7100 12 21	12	1/2"
LE-7100 14 21	14	1/2"

Supply Flow Control, BSPP

1012	OD mm	Thread
LE-7101 06 13	6	1/4"

FLOW CONTROL REGULATORS & FUNCTION FITTINGS

Metal Body with Threaded Fittings

Exhaust Flow Control, BSPP

1012	Thread
LE-7110 13 13	1/4"
LE-7110 17 17	3/8"
LE-7110 21 21	1/2"

Supply Flow Control, BSPP

1012	Thread
LE-7111 13 13	1/4"

Blocking Fittings: Which are mounted in pairs in a cylinder-lock the piston by simultaneously cutting off the supply and exhaust. Functional locks are more precise and rapid when blocking fittings are locate on the cylinder: the volume of air in the supply line no longer needs to be taken into consideration.

Male Thread BSPP

Working Temperature: -20°C to +70°C

No. of Cycles: 10 million at 20°C and 1 Hz

Body: Treated brass

Working Pressure: 1 to 10 bar

With LF 3000 Instant Fittings, BSPP

1012	Thread A mm	Thread B mm	Thread
LE-7880 06 10	6	4	1/8"
LE-7880 06 13	6	4	1/4"
LE-7880 08 13	8	4	1/4"
LE-7880 08 17	8	4	3/8"
LE-7880 10 17	10	4	3/8"
LE-7880 12 21	12	4	1/2"

With Threaded Connection

1012	OD A mm	OD B mm	Thread
LE-7881 13 10	1/8"	M5	1/4"
LE-7881 13 13	1/4"	M5	1/4"
LE-7881 17 17	3/8"	M5	3/8"
LE-7881 21 21	1/2"	M5	1/2"

Blocker/Flow Regulator

Working Temperature: -15°C to +60°C

Body: Polymer HR/brass body with captive seal. This fitting combines the functions of blocking and flow regulation, saving space and installing time

With LF 3000 Instant Fittings, BSPP

1012	OD A mm	OD B mm	Thread
LE-7883 06 10	6	4	1/8"
LE-7883 06 13	6	4	1/4"
LE-7883 08 13	8	4	1/4"

Push-in Connectors

Supply Version, BSPP

1012	OD mm	Thread
LE-7984 06 10	6	1/8"
LE-7984 06 13	6	1/4"
LE-7984 08 10	8	1/8"
LE-7984 08 13	8	1/4"

Supply Version, BSPT

1012	OD mm	Thread
LE-7985 06 13	6	1/4"
LE-7985 08 13	8	1/4"

Miniature with Push-in Connection

Exhaust Version, Metric & BSPP

1012	OD mm	Thread
LE-7180 04 19	4	M5 x 0.8
LE-7180 04 10	4	1/8"
LE-7180 06 10	6	1/8"
LE-7180 08 10	8	1/8"

Miniature with Threaded Fitting

Exhaust Version, Metric & BSPP

1012	Thread
LE-7190 19 19	M5 x 0.8
LE-7190 10 10	1/8"

Recessed Adjustment Screw

Push-in, Exhaust Version, Metric & BSPP

1012	OD mm	Thread
LE-7130 04 19	4	M5 x 0.8
LE-7130 04 10	4	1/8"
LE-7130 06 19	6	M5 x 0.8
LE-7130 06 10	6	1/8"
LE-7130 06 13	6	1/4"
LE-7130 08 10	8	1/8"
LE-7130 08 13	8	1/4"
LE-7130 08 17	8	3/8"
LE-7130 10 13	10	1/4"
LE-7130 10 17	10	3/8"
LE-7130 12 17	12	3/8"
LE-7130 12 21	12	1/2"

Threaded Fitting, Exhaust Version, Metric & BSPP

1012	Thread
LE-7140 19 19	M5 x 0.8
LE-7140 10 10	1/8"
LE-7140 13 13	1/4"
LE-7140 17 17	3/8"
LE-7140 21 21	1/2"

Threaded Fitting, Exhaust Version, BSPP

1012	Thread
LE-7810 13 13	1/4"
LE-7810 17 17	3/8"

Threaded Fitting, Bi-directional, BSPP

1012	Thread
LE-7812 10 10	1/8"
LE-7812 13 13	1/4"

FLOW CONTROL REGULATORS & FUNCTION FITTINGS

Pilot Operated Vent Fittings

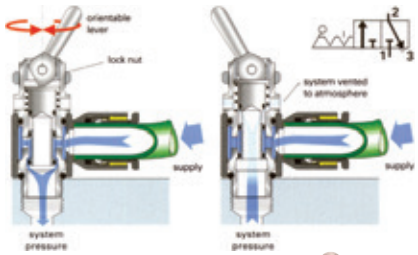

Male Thread, with Push-in Connection, BSPP

1012	OD mm	Thread
LE-7800 04 10	4	1/8"
LE-7800 06 10	6	1/8"
LE-7800 06 13	6	1/4"
LE-7800 08 13	8	1/4"
Tech Sheet 10628		

2/2 Manual Switch Operated Valve, BSPP

1012	OD mm	Thread
LE-7802 06 10	6	1/8"
LE-7802 06 13	6	1/4"
LE-7802 08 10	8	1/8"
LE-7802 08 13	8	1/4"
Tech Sheet 10628		

Pneumatic Sensor Fittings

Working Temperature: -15°C to +60°C

Breaking Pressure: 0.6 bar
Response Time: 3ms

Working Pressure: 3 to 8 bar

With LF 3000 Push-in Fittings for Nylon and PU Tubing, Metric & BSPP

1012	OD mm	Thread
LE-7818 04 19	4	M5 x 0.8
LE-7818 04 10	4	1/8"
LE-7818 04 13	4	1/4"
LE-7818 04 17	4	3/8"
LE-7818 04 21	4	1/2"
Tech Sheet 10632		

Threaded Fittings, Metric & BSPP

1012	Thread	Thread
LE-7818 19 10	1/8"	M5
LE-7818 19 13	1/4"	M5
Tech Sheet 10632		

In-line Non-return Valve

With LF 3000 Push-in Connector

1012	OD mm
LE-7996 04 00	4
LE-7996 06 00	6
LE-7996 08 00	8
LE-7996 10 00	10
LE-7996 12 00	12

Piloted Non-return Valves

BSPP

1012	OD mm	Thread
LE-7892 06 10	6	1/8"
LE-7892 08 10	8	1/8"
LE-7892 06 13	6	1/4"
LE-7892 08 13	8	1/4"
LE-7892 08 17	8	3/8"
Tech Sheet 10661		

Piloted Non-return, Regulator & Exhaust

BSPP

1012	OD mm	Thread
LE-7894 06 10	6	1/8"
LE-7894 08 10	8	1/8"
LE-7894 06 13	6	1/4"
LE-7894 08 13	8	1/4"
LE-7894 08 17	8	3/8"
Tech Sheet 10661		

SNAP CONNECTORS

Body with LF 3000 Connection

1012	OD A mm	OD B mm
LE-7926 05 06	6	5
LE-7926 05 08	8	5
LE-7926 07 10	10	7,3
Tech Sheet 10629		

Probe with LF 3000 Connection

1012	OD A mm	OD B mm
LE-7960 05 06	6	5
LE-7960 05 08	8	5
LE-7960 07 10	10	7,3
Tech Sheet 10629		

QS, STANDARD SERIES PUSH-IN FITTINGS

FESTO

Ambient Temperature:
-10°C to +80°C

Temperature Dependant Operating Pressure:
- 0.95 to 6 bar at 80°C
- 0.95 to 14 bar at 20°C

- Simple and reliable connection and release
- Wide range of variants: large selection for maximum flexibility in standard applications
- PBT housing, POM release ring, NBR tube seal
- Operating media: compressed air, vacuum, (water as per manufacturer's declaration)

Male Studs

Male Thread, BSPP

0009	OD mm	Thread	Quantity	Manufacturer's Code
186106	4	G1/8"	10	QS-G1/8-4-I
186107	6	G1/8"	10	QS-G1/8-6-I
186109	8	G1/8"	10	QS-G1/8-10-I
186108	6	G1/4"	10	QS-G1/4-6-I
186110	8	G1/4"	10	QS-G1/4-8-I
186111	8	G3/8"	10	QS-G3/8-8-I
132999	10	G1/8"	10	QS-G3/8-10-I
186112	10	G1/4"	10	QS-G3/8-12-I
186113	10	G3/8"	10	QS-G1/2-12-I
186114	12	G3/8"	10	QS-G1/8-8-I
186115	12	G1/2"	1	QS-G1/4-10-I
Tech Sheet 70377				

Male Thread, BSPT

0009	OD mm	Thread	Quantity	Manufacturer's Code
153012	4	R1/8"	10	QS-1/8-4-I
153013	6	R1/8"	10	QS-1/8-6-I
153014	6	R1/4"	10	QS-1/4-6-I
153015	8	R1/8"	10	QS-1/8-8-I
153016	8	R1/4"	10	QS-1/4-8-I
153017	8	R3/8"	10	QS-3/8-8-I
190647	10	R1/8"	10	QS-1/8-10-I
153018	10	R1/4"	10	QS-1/4-10-I
153019	10	R3/8"	10	QS-3/8-10-I
190648	10	R1/2"	1	QS-1/2-10-I
190649	12	R1/4"	10	QS-1/4-12-I
153020	12	R3/8"	10	QS-3/8-12-I
153021	12	R1/2"	1	QS-1/2-12-I
Tech Sheet 70380				

Male Thread, BSPP (Hex Body)

0009	OD mm	Thread	Quantity	Manufacturer's Code
186095	4	G1/8"	10	QS-G1/8-4
186096	6	G1/8"	10	QS-G1/8-6
186097	6	G1/4"	10	QS-G1/4-6
186098	8	G1/8"	10	QS-G1/8-8
186099	8	G1/4"	10	QS-G1/4-8
186100	8	G3/8"	10	QS-G3/8-8
186101	10	G1/4"	10	QS-G1/4-10
186102	10	G3/8"	10	QS-G3/8-10
186350	12	G1/4"	10	QS-G1/4-12
186103	12	G3/8"	10	QS-G3/8-12
186104	12	G1/2"	1	QS-G1/2-12
Tech Sheet 70379				

Male Thread, BSPT (Hex Body)

0009	OD mm	Thread	Quantity	Manufacturer's Code
153001	4	R1/8"	10	QS-1/8-4
190644	4	R1/4"	10	QS-1/4-4
153002	6	R1/8"	10	QS-1/8-6
153003	6	R1/4"	10	QS-1/4-6
190645	6	R3/8"	10	QS-3/8-6
153004	8	R1/8"	10	QS-1/8-8
153005	8	R1/4"	10	QS-1/4-8
153006	8	R3/8"	10	QS-3/8-8
190643	10	R1/8"	10	QS-1/8-10
153007	10	R1/4"	10	QS-1/4-10
153008	10	R3/8"	10	QS-3/8-10
190646	10	R1/2"	1	QS-1/2-10
164980	12	R1/4"	10	QS-1/4-12
153009	12	R3/8"	10	QS-3/8-12
153010	12	R1/2"	1	QS-1/2-12
Tech Sheet 70378				

Female Studs

Female Thread, BSPT

0009	OD mm	Thread	Quantity	Manufacturer's Code
153022	4	R1/8"	10	QSF-1/8-4-B
130709	4	R1/8"	100	QSF-1/8-4-B-100
190650	4	R1/4"	10	QSF-1/4-4-B
153023	6	R1/8"	10	QSF-1/8-6-B
130712	6	R1/4"	100	QSF-1/4-6-B-100
130710	6	R1/8"	100	QSF-1/8-6-B-100
153024	6	R1/4"	10	QSF-1/4-6-B
190652	6	R3/8"	10	QSF-3/8-6-B
153025	8	R1/8"	10	QSF-1/8-8-B
130711	8	R1/8"	50	QSF-1/8-8-B-50
153026	8	R1/4"	10	QSF-1/4-8-B
130713	8	R1/4"	50	QSF-1/4-8-B-50
153027	8	R3/8"	10	QSF-3/8-8-B
130715	8	R3/8"	50	QSF-3/8-8-B-50
153028	10	R1/4"	10	QSF-1/4-10-B
130714	10	R1/4"	50	QSF-1/4-10-B-50
153029	10	R3/8"	10	QSF-3/8-10-B
130716	10	R3/8"	50	QSF-3/8-10-B-50
190651	12	R1/4"	10	QSF-1/4-12-B
153030	12	R3/8"	10	QSF-3/8-12-B
130717	12	R3/8"	20	QSF-3/8-12-B-20
190653	12	R1/2"	1	QSF-1/2-12-B
190654	16	R1/2"	1	QSF-1/2-16-B
Tech Sheet 70384				

FESTO



You might also need
Polyurethane Tubing
see pages **911-912**

QS, STANDARD SERIES PUSH-IN FITTINGS

FESTO

Ambient Temperature:
-10°C to +80°C

Temperature Dependant Operating Pressure:
- 0.95 to 6 bar at 80°C
- 0.95 to 14 bar at 20°C

- Simple and reliable connection and release
- Wide range of variants: large selection for maximum flexibility in standard applications
- PBT housing, POM release ring, NBR tube seal
- Operating media: compressed air, vacuum, (water as per manufacturer's declaration)

Male Stud 90° Elbows

Male Thread, BSPP

0009	OD mm	Thread	Quantity	Manufacturer's Code
186116	4	G1/8"	10	QSL-G1/8-4
186117	6	G1/8"	10	QSL-G1/8-6
186118	6	G1/4"	10	QSL-G1/4-6
186119	8	G1/8"	10	QSL-G1/8-8
186120	8	G1/4"	10	QSL-G1/4-8
186121	8	G3/8"	10	QSL-G3/8-8
186122	10	G1/4"	10	QSL-G1/4-10
186123	10	G3/8"	10	QSL-G3/8-10
186351	12	G1/4"	10	QSL-G1/4-12
186124	12	G3/8"	10	QSL-G3/8-12
186125	12	G1/2"	1	QSL-G1/2-12
Tech Sheet 70385				

Male Thread, BSPT

0009	OD mm	Thread	Quantity	Manufacturer's Code
153045	4	R1/8"	10	QSL-1/8-4
190659	4	R1/4"	10	QSL-1/4-4
153046	6	R1/8"	10	QSL-1/8-6
153047	6	R1/4"	10	QSL-1/4-6
190660	6	R3/8"	10	QSL-3/8-6
153048	8	R1/8"	10	QSL-1/8-8
153049	8	R1/4"	10	QSL-1/4-8
153050	8	R3/8"	10	QSL-3/8-8
190658	10	R1/8"	10	QSL-1/8-10
153051	10	R1/4"	10	QSL-1/4-10
153052	10	R3/8"	10	QSL-3/8-10
190661	10	R1/2"	1	QSL-1/2-10
164981	12	R1/4"	10	QSL-1/4-12
153053	12	R3/8"	10	QSL-3/8-12
153054	12	R1/2"	1	QSL-1/2-12
Tech Sheet 70386				

Male Stud 90° Extended Elbows

Male Thread, BSPT

0009	OD mm	Thread	Quantity	Manufacturer's Code
153076	4	R1/8"	10	QSLL-1/8-4
190662	4	R1/4"	10	QSLL-1/4-4
153077	6	R1/8"	10	QSLL-1/8-6
153078	6	R1/4"	10	QSLL-1/4-6
190663	6	R3/8"	10	QSLL-3/8-6
153079	8	R1/8"	10	QSLL-1/8-8
153080	8	R1/4"	10	QSLL-1/4-8
153081	8	R3/8"	10	QSLL-3/8-8
153082	10	R1/4"	10	QSLL-1/4-10
153083	10	R3/8"	10	QSLL-3/8-10
190664	10	R1/2"	1	QSLL-1/2-10
153084	12	R3/8"	10	QSLL-3/8-12
153085	12	R1/2"	1	QSLL-1/2-12
Tech Sheet 70393				

Female Stud 90° Elbows

Female Thread, BSPT

0009	OD mm	Thread	Quantity	Manufacturer's Code
153273	4	R1/8"	10	QSLF-1/8-4-B
153274	6	R1/8"	10	QSLF-1/8-6-B
153275	6	R1/4"	10	QSLF-1/4-6-B
153276	8	R1/8"	10	QSLF-1/8-8-B
153277	8	R1/4"	10	QSLF-1/4-8-B
153278	8	R3/8"	10	QSLF-3/8-8-B
153279	10	R1/4"	10	QSLF-1/4-10-B
153280	10	R3/8"	10	QSLF-3/8-10-B
Tech Sheet 70387				

Male Stud Tees

Branch Male Thread, BSPT

0009	OD mm	Thread	Quantity	Manufacturer's Code
153106	4	R1/8"	10	QST-1/8-4
190668	4	R1/4"	10	QST-1/4-4
153107	6	R1/8"	10	QST-1/8-6
153108	6	R1/4"	10	QST-1/4-6
190670	6	R3/8"	10	QST-3/8-6
153109	8	R1/8"	10	QST-1/8-8
153110	8	R1/4"	10	QST-1/4-8
153111	8	R3/8"	10	QST-3/8-8
190667	10	R1/8"	10	QST-1/8-10
153112	10	R1/4"	10	QST-1/4-10
153113	10	R3/8"	10	QST-3/8-10
190672	10	R1/2"	1	QST-1/2-10
190669	12	R1/4"	10	QST-1/4-12
153114	12	R3/8"	10	QST-3/8-12
153115	12	R1/2"	1	QST-1/2-12
Tech Sheet 70395				

Run Male Thread, BSPT

0009	OD mm	Thread	Quantity	Manufacturer's Code
153117	4	R1/8"	10	QSTL-1/8-4
153118	6	R1/8"	10	QSTL-1/8-6
153119	6	R1/4"	10	QSTL-1/4-6
153120	8	R1/8"	10	QSTL-1/8-8
153121	8	R1/4"	10	QSTL-1/4-8
153122	8	R3/8"	10	QSTL-3/8-8
153123	10	R1/4"	10	QSTL-1/4-10
153124	10	R3/8"	10	QSTL-3/8-10
153125	12	R3/8"	10	QSTL-3/8-12
153126	12	R1/2"	1	QSTL-1/2-12
Tech Sheet 70399				

QS, STANDARD SERIES PUSH-IN FITTINGS

FESTO

Ambient Temperature:
-10°C to +80°C

Temperature Dependant Operating Pressure:
- 0.95 to 6 bar at 80°C
- 0.95 to 14 bar at 20°C

- Simple and reliable connection and release
- Wide range of variants: large selection for maximum flexibility in standard applications
- PBT housing, POM release ring, NBR tube seal
- Operating media: compressed air, vacuum, (water as per manufacturer's declaration)

Male Stud Ys

Male Thread, BSPT

0009	OD mm	Thread	Quantity	Manufacturer's Code
153138	4	R1/8"	10	QSY-1/8-4
190675	4	R1/4"	10	QSY-1/4-4
153139	6	R1/8"	10	QSY-1/8-6
153140	6	R1/4"	10	QSY-1/4-6
153141	8	R1/8"	10	QSY-1/8-8
153142	8	R1/4"	10	QSY-1/4-8
153143	8	R3/8"	10	QSY-3/8-8
153145	10	R3/8"	10	QSY-3/8-10
153144	10	R1/4"	10	QSY-1/4-10
153146	12	R3/8"	10	QSY-3/8-12
153147	12	R1/2"	1	QSY-1/2-12
Tech Sheet 70404				

Male Thread, Metric

0009	OD mm	Thread	Quantity	Manufacturer's Code
190673	4	M5	10	QSY-M5-4
190674	6	M5	10	QSY-M5-6
Tech Sheet 70405				

Male Stud 90° Ys

Male Thread, BSPT

0009	OD mm	Thread	Quantity	Manufacturer's Code
153172	4	R1/8"	1	QSYL-1/8-4
153173	6	R1/8"	1	QSYL-1/8-6
153174	6	R1/4"	1	QSYL-1/4-6
153175	8	R1/8"	1	QSYL-1/8-8
153176	8	R1/4"	1	QSYL-1/4-8
153177	8	R3/8"	1	QSYL-3/8-8
153178	10	R1/4"	1	QSYL-1/4-10
153179	10	R3/8"	1	QSYL-3/8-10
153180	12	R3/8"	1	QSYL-3/8-12
153181	12	R1/2"	1	QSYL-1/2-12
Tech Sheet 70401				

Single Banjos

Male Thread, BSPT (Hex Body)

0009	OD mm	Thread	Quantity	Manufacturer's Code
153086	4	R1/8"	10	QSLV-1/8-4
153087	6	R1/8"	10	QSLV-1/8-6
153088	6	R1/4"	10	QSLV-1/4-6
153089	8	R1/8"	10	QSLV-1/8-8
153090	8	R1/4"	10	QSLV-1/4-8
153091	8	R3/8"	10	QSLV-3/8-8
153092	10	R1/4"	10	QSLV-1/4-10
153093	10	R3/8"	10	QSLV-3/8-10
153094	12	R3/8"	10	QSLV-3/8-12
153095	12	R1/2"	1	QSLV-1/2-12
Tech Sheet 70392				

Male Thread, BSPP (Hex Body)

0009	OD mm	Thread	Quantity	Manufacturer's Code
186137	4	G1/8"	10	QSLV-G1/8-4
190666	6	M5	10	QSLV-M5-6
186138	6	G1/8"	10	QSLV-G1/8-6
186139	6	G1/4"	10	QSLV-G1/4-6
186140	8	G1/8"	10	QSLV-G1/8-8
186141	8	G1/4"	10	QSLV-G1/4-8
186142	8	G3/8"	10	QSLV-G3/8-8
186143	10	G1/4"	10	QSLV-G1/4-10
186144	10	G3/8"	10	QSLV-G3/8-10
186145	12	G3/8"	10	QSLV-G3/8-12
186146	12	G1/2"	1	QSLV-G1/2-12
Tech Sheet 70390				

Tube x Tube Connectors

Equal Straights

0009	OD mm	Quantity	Manufacturers Code
153031	4	10	QS-4
153032	6	10	QS-6
153033	8	10	QS-8
153034	10	10	QS-10
153035	12	10	QS-12
Tech Sheet 70417			

Unequal Straights

0009	OD mm	OD mm	Quantity	Manufacturers Code
153037	6	4	10	QS-6-4
130606	8	4	10	QS-8-4
153038	8	6	10	QS-8-6
130607	10	6	10	QS-10-6
153039	10	8	10	QS-10-8
130608	12	8	10	QS-12-8
153040	12	10	10	QS-12-10
Tech Sheet 70418				

Equal Bulkheads with Fixed Collar

0009	OD mm	Quantity	Manufacturers Code
130642	8	10	QSS-8-F
130643	10	10	QSS-10-F
130644	12	10	QSS-12-F
Tech Sheet 70421			

Equal Bulkheads

0009	OD mm	Quantity	Manufacturers Code
153157	4	10	QSS-4
153158	6	10	QSS-6
153159	8	10	QSS-8
153160	10	10	QSS-10
153161	12	10	QSS-12
Tech Sheet 70422			

QS, STANDARD SERIES PUSH-IN FITTINGS

FESTO

Ambient Temperature:
-10°C to +80°C

Temperature Dependant Operating Pressure:
- 0.95 to 6 bar at 80°C
- 0.95 to 14 bar at 20°C

- Simple and reliable connection and release
- Wide range of variants: large selection for maximum flexibility in standard applications
- PBT housing, POM release ring, NBR tube seal
- Operating media: compressed air, vacuum, (water as per manufacturer's declaration)

Tube x Tube Connectors

Equal Elbows

0009	OD mm	Quantity	Manufacturers Code
153070	4	10	QSL-4
153071	6	10	QSL-6
153072	8	10	QSL-8
153073	10	10	QSL-10
153074	12	10	QSL-12
Tech Sheet 70424			

Equal Tees

0009	OD mm	Quantity	Manufacturers Code
153128	4	10	QST-4
153129	6	10	QST-6
153130	8	10	QST-8
153131	10	10	QST-10
153132	12	10	QST-12
Tech Sheet 70426			

Unequal Tees

0009	OD mm	OD mm	Quantity	Manufacturers Code
153134	6	4	10	QST-6-4
130613	8	4	10	QST-8-4
153135	8	6	10	QST-8-6
130614	10	6	10	QST-10-6
153136	10	8	10	QST-10-8
130615	12	8	10	QST-12-8
153137	12	10	10	QST-12-10
130616	16	12	1	QST-16-12
Tech Sheet 70427				

Equal Ys

0009	OD mm	Quantity	Code
153148	4	10	QSY-4
153149	6	10	QSY-6
153150	8	10	QSY-8
153151	10	10	QSY-10
153152	12	10	QSY-12
Tech Sheet 70429			

Unequal Ys

0009	OD mm	OD mm	Quantity	Manufacturer's Code
153153	6	4	10	QSY-6-4
130610	8	4	10	QSY-8-4
153154	8	6	10	QSY-8-6
130611	10	6	10	QSY-10-6
153155	10	8	10	QSY-10-8
130612	12	8	10	QSY-12-8
153156	12	10	10	QSY-12-10
190708	16	12	1	QSY-16-12
Tech Sheet 70430				

Tube x Stem Connectors

Straights, Tube x Stem

0009	OD mm	Stem OD mm	Quantity	Code
153041	6	4	10	QS-6H-4
130622	8	4	10	QS-8H-4
153042	8	6	10	QS-8H-6
130623	10	6	10	QS-10H-6
153043	10	8	10	QS-10H-8
132981	12	6	10	QS-12H-6
130624	12	8	10	QS-12H-8
153044	12	10	10	QS-12H-10
130698	12	10	20	QS-12H-10-20
Tech Sheet 70431				

Elbows, Tube x Stem

0009	OD mm	Stem OD mm	Quantity	Manufacturers Code
153056	4	4	10	QSL-4H
153057	6	6	10	QSL-6H
153058	8	8	10	QSL-8H
153059	10	10	10	QSL-10H
153060	12	12	10	QSL-12H
Tech Sheet 70432				

Reducing Elbows, Tube x Stem

0009	OD mm	Stem OD mm	Quantity	Code
153061	6	4	10	QSL-6H-4
153062	8	6	10	QSL-8H-6
153063	10	8	10	QSL-10H-8
Tech Sheet 70433				

Tube x Tube Plugs

Tube

0009	OD mm	Quantity	Code
153262	4	10	QSC-4
153263	6	10	QSC-6
153264	8	10	QSC-8
153265	10	10	QSC-10
153266	12	10	QSC-12
Tech Sheet 70440			

Tube x Stem Extended Connectors

Elbows, Tube x Stem

0009	OD mm	Stem OD mm	Quantity	Code
153065	4	4	10	QSL-4HL
153066	6	6	10	QSL-6HL
153067	8	8	10	QSL-8HL
153068	10	10	10	QSL-10HL
153069	12	12	10	QSL-12HL
Tech Sheet 70434				

Tube x Stem Plugs

Tube x Stem

0009	OD mm	Stem OD mm	Quantity	Manufacturers Code
153267	4	4	10	QSC-4H
153268	6	6	10	QSC-6H
153269	8	8	10	QSC-8H
153270	10	10	10	QSC-10H
153271	12	12	10	QSC-12H
Tech Sheet 70441				

QS, MINIATURE SERIES PUSH-IN FITTINGS

FESTO

Ambient Temperature:
-10°C to +80°C

Temperature Dependant Operating Pressure:
- 0.95 to 6 bar at 80°C
- 0.95 to 14 bar at 20°C

- Simple and reliable connection and release
- Compact for maximum component density in confined installation space
- PBT housing, POM release ring, NBR tube seal
- Operating media: compressed air, vacuum

Male Studs

Male Thread, BSPP

0009	OD mm	Thread	Quantity	Code
186266	4	G1/8"	10	QSM-G1/8-4-I
186267	6	G1/8"	10	QSM-G1/8-6-I
Tech Sheet 70481				

Male Thread, Metric & BSPT

0009	OD mm	Thread	Quantity	Code
153314	4	M3	10	QSM-M3-4-I
153315	4	M5	10	QSM-M5-4-I
153319	4	M7	10	QSM-M7-4-I
153316	4	R1/8"	10	QSM-1/8-4-I
153321	6	M7	10	QSM-M7-6-I
153317	6	M5	10	QSM-M5-6-I
153318	6	R1/8"	10	QSM-1/8-6-I
Tech Sheet 70479				

Male Thread, BSPP (Hex Body)

0009	OD mm	Thread	Quantity	Code
186264	4	R1/8"	10	QSM-G1/8-4
186265	6	R1/8"	10	QSM-G1/8-6
Tech Sheet 70480				

Male Thread, Metric & BSPT (Hex Body)

0009	OD mm	Thread	Quantity	Code
153303	4	M3	10	QSM-M3-4
153304	4	M5	10	QSM-M5-4
153305	4	R1/8"	10	QSM-1/8-4
153306	6	M5	10	QSM-M5-6
132600	6	M6	10	QSM-M6-6
153307	6	R1/8"	10	QSM-1/8-6
Tech Sheet 70478				

Male Stud 90° Elbows

Male Thread, BSPP

0009	OD mm	Thread	Quantity	Code
186268	4	G1/8"	10	QSML-G1/8-4
186269	6	G1/8"	10	QSML-G1/8-6
Tech Sheet 70484				

Male Thread, Metric & BSPT

0009	OD mm	Thread	Quantity	Code
153332	4	M3	10	QSML-M3-4
153333	4	M5	10	QSML-M5-4
186352	4	M7	10	QSML-M7-4
153334	4	R1/8"	10	QSML-1/8-4
153335	6	M5	10	QSML-M5-6
186353	6	M7	10	QSML-M7-6
153336	6	R1/8"	10	QSML-1/8-6
Tech Sheet 70483				

FESTO

You might also need
SPAN Series Pressure Sensors
see page **428**

QS, MINIATURE SERIES PUSH-IN FITTINGS

Ambient Temperature:
-10°C to +80°C

Temperature Dependant Operating Pressure:
- 0.95 to 6 bar at 80°C
- 0.95 to 14 bar at 20°C

- Simple and reliable connection and release
- Compact for maximum component density in confined installation space
- PBT housing, POM release ring, NBR tube seal
- Operating media: compressed air, vacuum

Tube x Tube Connectors

Equal Straights

0009	OD mm	Quantity	Code
153324	4	10	QSM-4
153325	6	10	QSM-6
Tech Sheet 70491			

Unequal Straights

0009	OD mm	OD mm	Quantity	Code
153326	4	3	10	QSM-4-3
153327	6	4	10	QSM-6-4
Tech Sheet 70492				

Equal Bulkheads

0009	OD mm	Quantity	Code
153376	4	10	QSMS-4
153377	6	10	QSMS-6
Tech Sheet 70498			

Equal Elbows

0009	OD mm	Quantity	Code
153344	4	10	QSML-4
153345	6	10	QSML-6
Tech Sheet 70493			

Equal Tees

0009	OD mm	Quantity	Code
153366	4	10	QSMT-4
153367	6	10	QSMT-6
Tech Sheet 70494			

Unequal Tees

0009	OD mm	OD mm	Quantity	Code
153368	4	3	10	QSMT-4-3
153369	6	4	10	QSMT-6-4
Tech Sheet 70495				

Equal Ys

0009	OD mm	Quantity	Code
153371	4	10	QSMY-4
153372	6	10	QSMY-6
Tech Sheet 70496			

Unequal Ys

0009	OD mm	OD mm	Quantity	Code
153373	4	3	10	QSMY-4-3
153374	6	4	10	QSMY-6-4
Tech Sheet 70497				

Tube x Stem Connectors

Unequal Straights, Tube x Stem

0009	ODmm	Stem OD mm	Quantity	Code
153328	4	3	10	QSM-4H-3
153329	6	4	10	QSM-6H-4
Tech Sheet 70499				

Equal Elbows, Tube x Stem

0009	OD mm	Stem OD mm	Quantity	Code
153347	4	4	10	QSML-4H
153348	6	6	10	QSML-6H
Tech Sheet 70500				

Unequal Elbows, Tube x Stem

0009	OD mm	Stem OD mm	Quantity	Code
153349	4	3	10	QSML-4H-3
153350	6	4	10	QSML-6H-4
Tech Sheet 70501				

FLOW REGULATORS & FUNCTION FITTINGS

For the full range and more information, please contact one of our sales team.

FLOW REGULATORS

Features

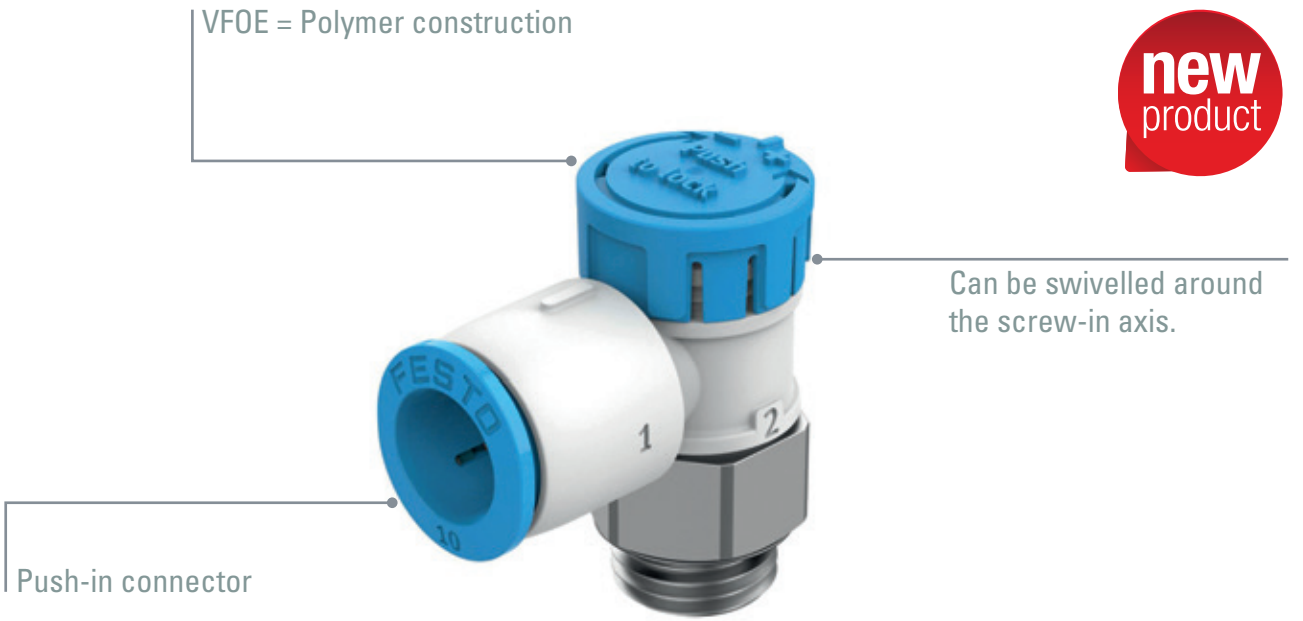

Product Description

VFOE	-	L	-	E/S	-	T	-	M/G/R	-	Q	-	F1A/NONE
Series		Design		Function		Adjusting component		Pneumatic connection 2		Pneumatic connection 1		Special material properties

FUNCTION FITTINGS

One-way Flow Control Valves, Elbow Outlet

Ambient Temperature:
-10°C to +60°C

Working Pressure:
0.2 to 10 bar

- Sturdy metal design
- Can be swivelled around the screw-in axis after mounting
- Push-in connector

- Polymer design
- Can be rotated 360° around the screw-in axis after mounting/not permitted for continuous rotation
- Push-in connector

- Polymer design

new product

Exhaust Control, Rotary Knob Detented, Metric & BSPP

0009	OD mm	Thread	Manufacturer's Code
8068723	4	M5	VFOE-LE-T-M5-Q4
8068724	6	M5	VFOE-LE-T-M5-Q6
8068725	4	1/8"	VFOE-LE-T-G18-Q4
8068726	6	1/8"	VFOE-LE-T-G18-Q6
8068727	8	1/8"	VFOE-LE-T-G18-Q8
8068728	6	1/4"	VFOE-LE-T-G14-Q6
8068729	8	1/4"	VFOE-LE-T-G14-Q8
8068732	10	3/8"	VFOE-LE-T-G38-Q10
Tech Sheet 71679			

Exhaust Control, Rotary Knob Detented, BSPT

0009	OD mm	Thread	Manufacturer's Code
8068734	4	1/8"	VFOE-LE-T-R18-Q4
8068735	6	1/8"	VFOE-LE-T-R18-Q6
8068736	8	1/8"	VFOE-LE-T-R18-Q8
Tech Sheet 71679			

- Polymer design

new product

Supply Air One-way Detented Flow Control Function, BSPP

0009	OD mm	Thread	Manufacturer's Code
8068747	4	1/8"	VFOE-LS-T-G18-Q4
8068748	6	1/8"	VFOE-LS-T-G18-Q6
8068749	8	1/8"	VFOE-LS-T-G18-Q8

Supply Air One-way Detented, Flow Control Function, BSPT

0009	OD mm	Thread	Manufacturer's Code
8068750	4	1/8"	VFOE-LS-T-R18-Q4
8068751	6	1/8"	VFOE-LS-T-R18-Q6
8068752	8	1/8"	VFOE-LS-T-R18-Q8

- Sturdy metal design

Supply Control, Slotted Head Screw, Male Thread, Metric & BSPP x Push-in

0009	OD mm	Thread	Manufacturer's Code
193153	3	M5	GRLZ-M5-QS-3-D
193156	3	G1/8"	GRLZ-1/8-QS-3-D
193154	4	M5	GRLZ-M5-QS-4-D
193157	4	G1/8"	GRLZ-1/8-QS-4-D
193155	6	M5	GRLZ-M5-QS-6-D
193158	6	G1/8"	GRLZ-1/8-QS-6-D
193159	8	G1/8"	GRLZ-1/8-QS-8-D
Tech Sheet 71232			

- Sturdy metal design

Exhaust Control, Slotted Head Screw, Male Thread, Metric & BSPP x Push-in

0009	OD mm	Thread	Manufacturer's Code
193137	3	M5	GRLA-M5-QS-3-D
193142	3	G1/8"	GRLA-1/8-QS-3-D
193138	4	M5	GRLA-M5-QS-4-D
193143	4	G1/8"	GRLA-1/8-QS-4-D
193139	6	M5	GRLA-M5-QS-6-D
193144-FESTO	6	G1/8"	GRLA-1/8-QS-6-D
193146	6	G1/4"	GRLA-1/4-QS-6-D
193149	6	G3/8"	GRLA-3/8-QS-6-D
193145	8	G1/8"	GRLA-1/8-QS-8-D
193147	8	G1/4"	GRLA-1/4-QS-8-D
193150	8	G3/8"	GRLA-3/8-QS-8-D
193148	10	G1/4"	GRLA-1/4-QS-10-D
193151	10	G3/8"	GRLA-3/8-QS-10-D
193152	12	G1/2"	GRLA-1/2-QS-12-D
Tech Sheet 71233			

- Sturdy metal design

Exhaust Control, Knurled Screw, Male Thread, Metric & BSPP x Push-in

0009	OD mm	Thread	Manufacturer's Code
197576	3	M5	GRLA-M5-QS-3-RS-D
197579	3	G1/8"	GRLA-1/8-QS-3-RS-D
197577	4	M5	GRLA-M5-QS-4-RS-D
197580	4	G1/8"	GRLA-1/8-QS-4-RS-D
197578	6	M5	GRLA-M5-QS-6-RS-D
197581	6	G1/8"	GRLA-1/8-QS-6-RS-D
534338	6	G1/4"	GRLA-1/4-QS-6-RS-D
534341	6	G3/8"	GRLA-3/8-QS-6-RS-D
534337	8	G1/8"	GRLA-1/8-QS-8-RS-D
534339	8	G1/4"	GRLA-1/4-QS-8-RS-D
534342	8	G3/8"	GRLA-3/8-QS-8-RS-D
534340	10	G1/4"	GRLA-1/4-QS-10-RS-D
534343	10	G3/8"	GRLA-3/8-QS-10-RS-D
534344	12	G1/2"	GRLA-1/2-QS-12-RS-D
Tech Sheet 71237			

- Sturdy metal design

Medium Flow, Exhaust Control, Slotted Head Screw, Male Thread, Metric & BSPP x Push-in

0009	OD mm	Thread	Manufacturer's Code
537075	6	G1/8"	GRLA-1/8-QS-6-MF-D
537076	8	G1/8"	GRLA-1/8-QS-8-MF-D
Tech Sheet 71236			

FUNCTION FITTINGS

Piloted Non-return Valves

- Controlled, piloted non-return function
- Manual exhausting
- Rotatable when installed
- Push-in fittin

Working Pressure:
0.5 to 10 bar
Pilot Pressure:
2 to 10 bar (M5,1/8.1/4)
1 to 10 bar (3/8, 1/2)

Ambient Temperature:
-10°C to +60°C

Male Thread, BSPP

0009	Thread	Manufacturer's Code
530029	M5	HGL-M5-B
530030	G1/8"	HGL-1/8-B
530031	G1/4"	HGL-1/4-B
530032	G3/8"	HGL-3/8-B
530033	G1/2"	HGL-1/2-B
Tech Sheet 71243		

Male Thread BSPP x Push-in

0009	OD mm	Thread	Manufacturer's Code
530038	4	M5	HGL-M5-QS-4
530039	4	G1/8"	HGL-1/8-QS-4
530040	6	G1/8"	HGL-1/8-QS-6
530041	8	G1/4"	HGL-1/4-QS-8
530043	8	G3/8"	HGL-3/8-QS-8
530042	10	G1/4"	HGL-1/4-QS-10
530044	10	G3/8"	HGL-3/8-QS-10
530045	12	G1/2"	HGL-1/2-QS-12
Tech Sheet 71242			

Differential Pressure Regulator

- Constant differential pressure between input and output
- Cuts energy usage on cylinder return stroke approx 20%
- Connecting thread M5, R1/8, R1/4, R3/8, R1/2
- Push-in connector for tubing OD 4, 6, 8, 10, 12mm
- Rotatable 360 degrees

new product

Energy Saving Regulator LRL, LRLL

0010	Thread	Outlet Port	Type
153510	M5	Top	LRL-M5-QS-4
153512	M5	Top	LRL-M5-QS-6
153511	1/8"	Top	LRL-1/8-QS-4
153513	1/8"	Top	LRL-1/8-QS-6
153515	1/8"	Top	LRL-1/8-QS-8
153514	1/4"	Top	LRL-1/4-QS-6
153516	1/4"	Top	LRL-1/4-QS-8
153518	1/4"	Top	LRL-1/4-QS-10
153517	3/8"	Top	LRL-3/8-QS-8
153519	3/8"	Top	LRL-3/8-QS-10
153520	3/8"	Top	LRL-3/8-QS-12
153521	1/2"	Top	LRL-1/2-QS-12
153498	M5	Side	LRLL-M5-QS-4
153500	M5	Side	LRLL-M5-QS-6
153499	1/8"	Side	LRLL-1/8-QS-4
153501	1/8"	Side	LRLL-1/8-QS-6
153503	1/8"	Side	LRLL-1/8-QS-8
153502	1/4"	Side	LRLL-1/4-QS-6
153504	1/4"	Side	LRLL-1/4-QS-8
153506	1/4"	Side	LRLL-1/4-QS-10
153505	3/8"	Side	LRLL-3/8-QS-8
153507	3/8"	Side	LRLL-3/8-QS-10
153508	3/8"	Side	LRLL-3/8-QS-12
153509	1/2"	Side	LRLL-1/2-QS-12
More variants available online			

You might also need
SFAB Series Flow Sensors
see page **427**

55000 SERIES, 20 BAR RATED

Working Temperature:
-20°C to +80°C

Maximum Working Pressure:
20 bar

BSPT in conformity with ISO 7.1, BS 21, DIN 2999.
BSPP in conformity with ISO 228 Class A.
Metric in conformity with ISO R/262.
Fittings with "Short" tapered thread allow assembly with tapered as well as parallel threads (BSPT, NPT and BSPP) and have reduced overall height.2

Straight Male Adaptors

This is a Taper Thread designed so that it's suitable for BSPT, BSPP, NPTF and Metric.

Universal Short Thread Type

1020	OD mm	Thread
5500000001	4	1/8"
5500000013	4	1/4"
5500000002	5	1/8"
5500000003	5	1/4"
5500000004	6	1/8"
5500000005	6	1/4"
5500000014	6	3/8"
5500000015	6	1/2"
5500000006	8	1/8"
5500000007	8	1/4"
5500000008	8	3/8"
5500000016	8	1/2"
5500000009	10	1/4"
5500000010	10	3/8"
5500000017	10	1/2"
5500000011	12	1/4"
5500000012	12	3/8"
5500000018	12	1/2"
5500000019	14	3/8"
5500000020	14	1/2"
Tech Sheet 10709		

(Round Body) BSPT

1020	OD mm	Thread
5501000001	4	1/8"
5501000002	6	1/8"
5501000003	6	1/4"
5501000004	8	1/8"
5501000005	8	1/4"
Tech Sheet 10709		

(Hex Body) Metric & BSPP

1020	OD mm	Thread
5002000N01	4	M5
5002000N02	4	1/8"
5002000N22	4	1/4"
5002000N18	5	M5
5002000N19	5	1/8"
5002000N20	6	M5
5002000N12	6	M12 x 1
5002000N13	6	M12 x 1.25
5002000N14	6	M12 x 1.5
5002000N03	6	1/8"
5002000N04	6	1/4"
5002000N27	6	3/8"
5002000N28	6	1/2"
5002000N17	8	M12 x 1.5
5002000N05	8	1/8"
5002000N06	8	1/4"
5002000N07	8	3/8"
5002000N29	8	1/2"
5002000N08	10	1/4"
5002000N09	10	3/8"
5002000N31	10	1/2"
5002000N32	12	1/4"
5002000N11	12	3/8"
5002000N23	12	1/2"
5002000N24	14	3/8"
5002000N25	14	1/2"
Tech Sheet 10709		

Straight Female Adaptors

(Hex Body) Metric & BSPT

1020	OD mm	Thread
5003000N08	4	M5
5003000N01	4	1/8"
5003000N09	4	1/4"
5003000N06	5	1/8"
5003000N02	6	1/8"
5003000N03	6	1/4"
5003000N04	8	1/8"
5003000N05	8	1/4"
5003000N10	8	3/8"
5003000N11	10	1/4"
5003000N12	10	3/8"
5003000N13	10	1/2"
5003000N14	12	3/8"
5003000N15	12	1/2"
Tech Sheet 10709		

Bulkhead Connectors

Tube x Tube

1020	OD mm
5005000N01	4
5005000N06	5
5005000N02	6
5005000N03	8
5005000N04	10
5005000N05	12
Tech Sheet 10709	

55000 SERIES METAL BODY PUSH-IN FITTINGS

Working Temperature: -20°C to +80°C

Maximum Working Pressure: 20 bar

Parallel gas in conformity with ISO 228 Class A
Metric in conformity with ISO R/262

Straight Connectors

Equal Straight Connectors

1020	OD mm
55040-4	4
55040-5	5
55040-6	6
55040-8	8
55040-10	10
55040-12	12
55040-14	14
Tech Sheet 10709	

Unequal Straight Connectors

1020	OD mm	OD mm
55040-6-4	6	4
55040-8-6	8	6
55040-10-8	10	8
55040-12-10	12	10
55040-10-6	10	6
Tech Sheet 10709		

For **PRO3** see page **420**

Male Swivel Elbows

This is a taper thread designed so that its suitable for BSPT, BSPP, NPTF and metric.

Universal Short Thread Type

1020	OD mm	Thread
55111-4-1/8	4	1/8"
55111-4-1/4	4	1/4"
55111-5-1/8	5	1/8"
55111-6-1/2	6	1/2"
55111-6-1/8	6	1/8"
55111-6-1/4	6	1/4"
55111-6-3/8	6	3/8"
55111-8-1/8	8	1/8"
55111-8-1/4	8	1/4"
55111-8-3/8	8	3/8"
55111-8-1/2	8	1/2"
55111-10-1/4	10	1/4"
55111-10-3/8	10	3/8"
55111-10-1/2	10	1/2"
55111-12-1/4	12	1/4"
55111-12-3/8	12	3/8"
55111-12-1/2	12	1/2"
55111-14-3/8	14	3/8"
55111-14-1/2	14	1/2"
Tech Sheet 10709		

Metric & BSPP

1020	OD mm	Thread
55116-4-M3X0.5	4	M3 x 0.5
55116-4-M5	4	M5
55116-4-M7X1	4	M7 x 1
55116-4-1/8	4	1/8"
55116-4-1/4	4	1/4"
55116-5-M5	5	M5
55116-5-1/8	5	1/8"
55116-6-M5	6	M5
55116-6-1/8	6	1/8"
55116-6-1/4	6	1/4"
55116-6-3/8	6	3/8"
55116-6-1/2	6	1/2"
55116-8-1/8	8	1/8"
55116-8-1/4	8	1/4"
55116-8-3/8	8	3/8"
55116-8-1/2	8	1/2"
55116-10-1/4	10	1/4"
55116-10-3/8	10	3/8"
55116-10-1/2	10	1/2"
55116-12-1/4	12	1/4"
55116-12-3/8	12	3/8"
55116-12-1/2	12	1/2"
55116-14-3/8	14	3/8"
55116-14-1/2	14	1/2"
Tech Sheet 10709		

Elbow Connectors

Equal Elbow Connectors

1020	OD mm
55130-4	4
55130-5	5
55130-6	6
55130-8	8
55130-10	10
55130-12	12
55130-14	14
Tech Sheet 10709	

Equal Stem Elbows

1020	OD mm
55140-4	4
55140-6	6
55140-8	8
55140-10	10
55140-12	12
Tech Sheet 10709	

Reducing Stem Elbows

1020	OD mm	Stem OD mm
55140-4-6	4	6
55140-6-4	6	4
55140-8-10	8	10
55140-10-12	10	12
Tech Sheet 10709		

55000 SERIES, 20 BAR RATED

Working Temperature: -20°C to +80°C

Maximum Working Pressure: 20 bar

Vacuum: -0.99 bar

Parallel gas in conformity with ISO 228 Class A
Metric in conformity with ISO R/262

Fittings with "Universal Short" thread are suitable for both taper as well as parallel threads like NPT, NPTF, BSPP and BSPT

Tee Connectors

Equal Tees

1020	OD mm
55230-4	4
55230-5	5
55230-6	6
55230-8	8
55230-10	10
55230-12	12
55230-14	14
Tech Sheet 10709	

Equal Stem Tees

1020	OD mm
55240-4	4
55240-6	6
55240-8	8
55240-10	10
55240-12	12
Tech Sheet 10709	

Reducing Stem Tees

1020	OD mm	Stem OD mm
55240-4-6	4	6
55240-6-4	6	4
55240-8-10	8	10
55240-10-12	10	12
Tech Sheet 10709		

Y Connectors

Equal Y Connectors

1020	OD mm
55310-4	4
55310-6	6
55310-8	8
55310-10	10
55310-12	12
Tech Sheet 10709	

In-line Manifolds

Reducing, Tube x Tube

1020	OD mm	OD mm
55350-6-4	6	4
55350-8-4	8	4
55350-8-6	8	6
55350-10-6	10	6
55350-10-8	10	8
Tech Sheet 10709		

Double Y Connectors

Tube x Tube, Reducing

1020	OD mm	OD mm
55330-4-4	4	4
55330-4-6	6	4
55330-6-6	6	6
55330-6-8	8	6
Tech Sheet 10709		

Tube x Male Thread, Universal, BSPT, BSPP & NPT

1020	OD mm	Thread
55340-4-1/8	4	1/8"
55340-4-1/4	4	1/4"
55340-6-1/8	6	1/8"
55340-6-1/4	6	1/4"
Tech Sheet 10709		

Tube x Male Thread, BSPP

1020	OD mm	Thread
55345-4-1/8	4	1/8"
55345-4-1/4	4	1/4"
55345-6-1/8	6	1/8"
55345-6-1/4	6	1/4"
Tech Sheet 10709		

Banjos

Single Body, Metric & BSPP

1020	OD mm	Thread
55500-4-M5	4	M5
55500-4-M6	4	M6
55500-4-1/8	4	1/8"
55500-5-M5	5	M5
55500-5-M6	5	M6
55500-5-1/8	5	1/8"
55500-5-1/4	5	1/4"
55500-6-M5	6	M5
55500-6-M6	6	M6
55500-6-1/8	6	1/8"
55500-6-1/4	6	1/4"
55500-8-1/8	8	1/8"
55500-8-1/4	8	1/4"
55500-8-3/8	8	3/8"
55500-10-3/8	10	3/8"
55500-12-3/8	12	3/8"
55500-12-1/2	12	1/2"
Tech Sheet 10709		

Double Banjo Body, Metric & BSPP

1020	OD mm	Thread
55510-4-M5	4	M5
55510-5-1/8	5	1/8"
55510-5-1/4	5	1/4"
55510-6-1/8	6	1/8"
55510-6-1/4	6	1/4"
55510-8-1/8	8	1/8"
55510-8-1/4	8	1/4"
Tech Sheet 10709		

55000 SERIES, 20 BAR RATED

Banjo Bolts

Single, Metric & BSPP

1020	Thread
55410-M5	M5
55410-M6	M6
55410-1/8	1/8"
55410-1/4	1/4"
55410-3/8	3/8"
55410-1/2	1/2"
55410-M12X1.5	M12 x 1.5
Tech Sheet 10709	

Double, BSPP

1020	Thread
55420-1/8	1/8"
55420-1/4	1/4"
55420-3/8	3/8"
55420-1/2	1/2"
Tech Sheet 10709	

Triple, BSPP

1020	Thread
55430-1/8	1/8"
55430-1/4	1/4"
55430-3/8	3/8"
55430-1/2	1/2"
Tech Sheet 10709	

56000 SERIES - MINIATURE PUSH-IN FITTINGS

Working Temperature: -20 to 80

Maximum Working Pressure: 20 bar (290 psi)

Vacuum: -0.99 bar

Male Studs

Male Thread, Metric

1020	OD mm	Thread
MP1-2-M3	2	M3
MP1-2-M5	2	M5
MP1-3-M3	3	M3
MP1-3-M5	3	M5
Tech Sheet 984		

Swivel Male Stud Elbow

Male Thread, Metric

1020	OD mm	Thread
MP7-2-M3	2	M3
MP7-2-M5	2	M5
MP7-3-M3	3	M3
MP7-3-M5	3	M5
Tech Sheet 984		

Swivel Tee Male Centre Leg

Male Thread, Metric

1020	OD mm	Thread
MP12-3-M5	3	M5
Tech Sheet 984		

For **Quick Couplings for Plastic Injection Moulding** see page **391**

METRIC PUSH-IN FITTINGS, TECHNOPOLYMER

Straight Connector

Tube x Tube

9151	Tube OD mm
2019001	4
2019002	5
2019003	6
2019004	8
2019005	10
2019006	12

Equal Elbow

Tube x Tube

9151	Tube OD mm
2L21001	4
2021002	5
2L21003	6
2L21004	8
2021005	10
2021006	12

Equal Tee

Tube x Tube

9151	Tube OD mm
2L22001	4
2022002	5
2L22003	6
2L22004	8
2022005	10
2022006	12

Male Stud Swivel Elbow

BSP Parallel x Tube

9151	Thread BSPP	Tube OD mm
2L34001	M5	4
2L34002	G1/8"	4
2L34003	G1/4"	4
2L34006	M5	6
2L34007	G1/8"	6
2L34008	G1/4"	6
2L34009	G1/8"	8
2L34010	G1/4"	8
2L34011	G3/8"	8
2L34013	G1/4"	10
2L34014	G3/8"	10
2L34016	G3/8"	12
2L34017	G1/2"	12

Female Stud Swivel Elbow

BSP Parallel x Tube

9151	Thread BSPP	Tube OD mm
2L34F01	M5	4
2L34F06	M5	6
2L34F05	G1/8"	4
2L34F07	G1/8"	6
2L34F08	G1/4"	6
2L34F09	G1/8"	8
2L34F10	G1/4"	8

Plug

Stem

9151	Tube OD mm
2L10001	4
2010002	5
2L10003	6
2L10004	8
2L10005	10
2L10006	12
2010007	14

Male Stud Swivel Tee

BSP Parallel x Tube

9151	Thread BSPP	Tube OD mm
2L35001	M5	4
2L35002	G1/8"	4
2L35003	G1/4"	4
2L35006	M5	6
2L35007	G1/8"	6
2L35008	G1/4"	6
2L35009	G1/8"	8
2L35010	G1/4"	8
2L35011	G3/8"	8
2L35013	G1/4"	10
2L35014	G3/8"	10
2L35016	G3/8"	12
2L35017	G1/2"	12

Equal Y

Tube x Tube

9151	Tube OD mm
2023001	4
2023002	5
2023003	6
2023004	8
2L23005	10
2L23006	12

Male Stud Y

BSP Parallel x Tube

9151	Thread BSPP	Tube OD mm
2L23402	G1/8"	4
2L23403	G1/4"	4
2L23406	G1/8"	6
2L23407	G1/4"	6
2L23409	G1/8"	8
2L23410	G1/4"	8
2L23412	G3/8"	8

METRIC PUSH-IN FITTINGS, TECHNOPOLYMER

Y Stem

Stem x Tube

9151	OD mm Stem	OD mm Tube
2024001	4	4
2024003	6	6
2L24004	8	8
2L24005	10	10
2L24006	12	12

Y Elbow

BSP Parallel x Tube

9151	Thread BSPP	Tube OD mm
2L25003	G1/8"	4
2L25004	G1/8"	6
2L25005	G1/4"	6
2L25008	G1/4"	8
2L25009	G3/8"	8

Plug-in Elbow

Stem x Tube

9151	Stem OD mm	Tube OD mm
2L46001	4	4
2L46002	6	6
2L46003	8	8
2L46004	10	10

Distribution Fitting



Tube x Tube

9151	Tube OD mm A	Tube OD mm B
2L42001	4	4
2L42002	6	4
2L42004	6	6
2L42005	8	6

Distribution Fitting

BSP Parallel x Tube

9151	Thread BSPP	Tube OD mm
2L43001	M5	4
2L43002	G1/8"	4
2L43003	G1/4"	4
2L43008	G1/8"	6
2L43009	G1/4"	6

Tube Removal Tool

For use with Push-in Fittings

9150	To Suit Tube mm
2017001	4-14

Aluminium Distribution Manifold

BSP Parallel x Tube Inlet Ports

9185	BSPP Inlet Thread	Tube OD mm	Outlets
7304106	G1/8"	4	6
7304112	G1/8"	4	12
7306206	G1/4"	6	6
7306212	G1/4"	6	12
7308306	G3/8"	8	6
7308312	G3/8"	8	12

For **Round RNDC Cylinders** see page **538**

PUSH-IN FITTINGS KITS

A convenient range of Metal Work push-in fittings in a kit. Comprising of seventeen removable compartments. These are contained in a hand carry case measuring 57mm deep x 340mm long x 265mm wide, made from tough polypropylene, with a clear view plastic hinged lid, sliding locks and carry handle. There are four pneumatic push-in fittings kits available: 4mm, 6mm 8mm and a 6/8mm combination.

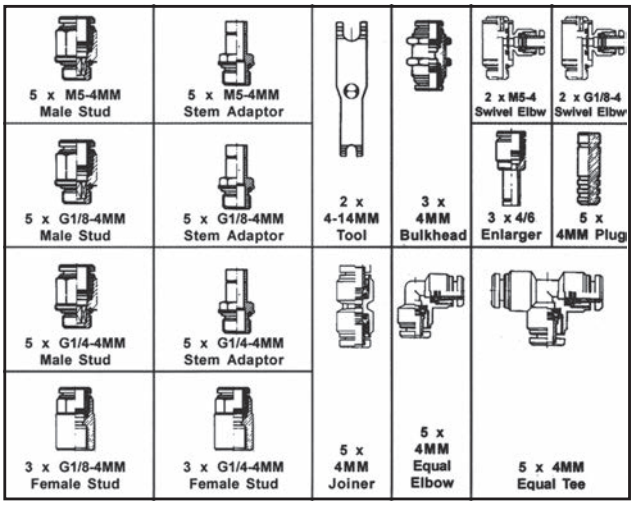

Push-in Fittings Kit

4mm Outside Diameter

9153	Description
HANDYFIT-4	Assorted

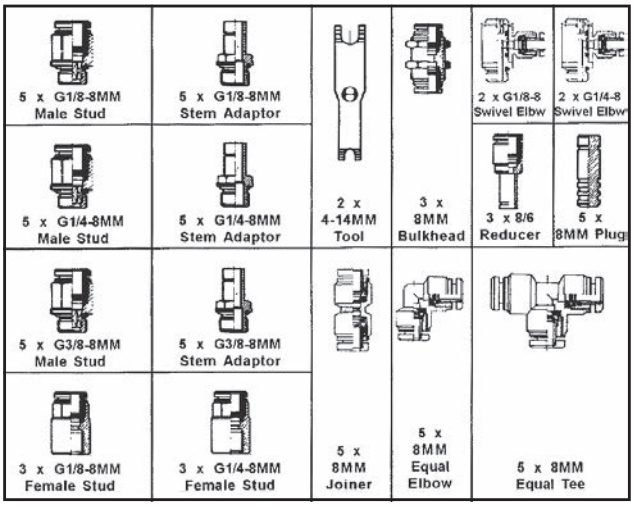

Push-in Fittings Kit

8mm Outside Diameter

9153	Description
HANDYFIT-8	Assorted

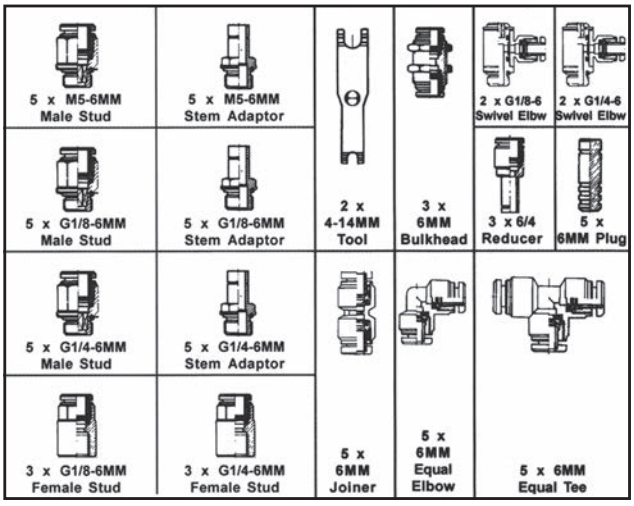

Push-in Fittings Kit

6mm Outside Diameter

9153	Description
HANDYFIT-6	Assorted

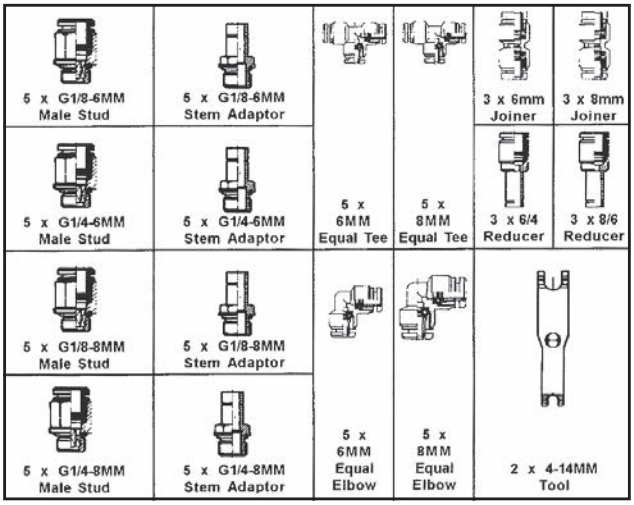

Push-in Fittings Kit

6mm & 8mm Outside Diameter

9153	Description
HANDYFIT-6/8	Assorted

FLOW MICRO-REGULATORS

MFR Compact 'O' Threaded Brass Ring

Technical Features

- The job of flow micro-regulators is to regulate speed in the pneumatic cylinders. The configuration of both type C (to be mounted on the cylinder inlet) and type V (to be mounted on the valve port) is such as to ensure full flow on feed and regulated flow on charge. ype B (bidirectional) can be used to regulate the flow both on feed and discharge. Flow micro-regulators are divided into 4 series:
- MRF Compact 'O': Can be adjusted using a screwdriver; the regulation pin is lubricated with a particular anti-vibration grease; it has reduced dimensions and fine adjustment in the first turns; adjustment can b prevented by assembling a disposable cap (supplied separately) that can be removed using a tool.
- MRF Compact 'N': Can be adjusted using the knob and/or screwdriver; adjustment can be prevented by tightening the ring nut; it has the same regulation curve as those in series 'O'.

Main Features

- Reduced dimensions
- Excellent regulation
- Regulation with a screwdriver and disposable anti-tampering cap (Compact 'O')
- Regulation with either a screwdriver and/or a knob, can be fixed with a ring nut (Compact 'N')
- Available in all sizes (from M5 to 1/2") with a brass or a technopolymer ring
- Can be mounted with an automatic screwdriver
- Comes with a ring that can rotate even with the MRF mounted in position

Working Temperature Range:
-10°C to +70°C (Brass Ring)
-10°C to +50°C (Technopolymer Ring)

Maximum Working Pressure:
10 bar

Type C to Suit Cylinder

9148	Thread BSPT	Tube OD mm
9001001C	M5	4
9001002C	M5	5
9001007C	M5	6
9001011C	R1/8"	4
9001012C	R1/8"	5

Type V to Suit Values

9148	Thread BSPT	Tube OD mm
9001101V	R1/8"	6
9001103V	R1/8"	8
9001102V	R1/4"	6
9001104V	R1/4"	8
9001115V	R3/8"	8

Type B Bidirectional to Suit Cylinder & Valves

9148	Thread BSPT	Tube OD mm
9001609B	R1/4"	10
9001623B	R1/4"	12
9001610B	R3/8"	10
9001624B	R3/8"	12
9001625B	R1/2"	12

MRF Compact 'O' Threaded Brass Ring, Imperial

Type C to suit Cylinder

9148	Thread BSPT	Tube OD
9001020C	R1/8"	1/8"
9001021C	R1/4"	1/4"
9001022C	R3/8"	3/8"

Type B Bidirectional to suit Cylinders & Valves

9148	Thread BSPT	Tube OD
9001620B	R1/8"	1/8"
9001621B	R1/4"	1/4"
9001622B	R3/8"	3/8"

Type V to suit Valves

9148	Thread BSPT	Tube OD
9001120V	R1/8"	1/8"
9001121V	R1/4"	1/4"
9001122V	R3/8"	3/8"

Accessories for MRF Compact 'O'

Anti-tampering Cap

9148	To Fit Thread BSPT
9090001	M5
9090002	R1/8" - R1/4"
9090003	R3/8" - R1/2"

MRF Compact 'O' Technopolymer Ring

Type C to suit Cylinder

9148	Thread BSPT	Tube OD mm
9011001C	M5	4
9011007C	M5	6
9011011C	R1/8"	4
9011003C	R1/8"	6
9011005C	R1/8"	8
9011004C	R1/4"	6
9011006C	R1/4"	8
9011008C	R1/4"	10
9011014C	R1/4"	12
9011009C	R3/8"	10
9011015C	R3/8"	12
9011016C	R1/2"	12

Type V to suit Valves

9148	Thread BSPT	Tube OD mm
9011110V	M5	4
9011105V	M5	6
9011111V	R1/8"	4
9011101V	R1/8"	6
9011103V	R1/8"	8
9011102V	R1/4"	6
9011104V	R1/4"	8
9011106V	R1/4"	10
9011123V	R1/4"	12
9011114V	R3/8"	10
9011124V	R3/8"	12
9011125V	R1/2"	12

Type B Bidirectional to suit Cylinders & Valves

9148	Thread BSPT	Tube OD mm
9011601B	M5	4
9011612B	M5	6
9011602B	R1/8"	4
9011605B	R1/8"	6
9011607B	R1/8"	8
9011606B	R1/4"	6
9011608B	R1/4"	8
9011609B	R1/4"	10
9011623B	R1/4"	12
9011610B	R3/8"	10
9011624B	R3/8"	12
9011625B	R1/2"	12

FLOW MICRO-REGULATORS

MRF Compact 'N' Brass Ring

Type C to suit Cylinder

9148	Thread BSPT	Tube OD mm
9031001C	M5	4
9031003C	M5	5
9031005C	M5	6
9031002C	R1/8"	4
9031004C	R1/8"	5
9031006C	R1/8"	6
9031008C	R1/8"	8
9031007C	R1/4"	6
9031009C	R1/4"	8
9031010C	R3/8"	8
9031011C	R1/4"	10
9031014C	R1/4"	12
9031012C	R3/8"	10
9031015C	R3/8"	12
9031016C	1/2"	12

Type V to suit Valves

9148	Thread BSPT	Tube OD mm
9031101V	M5	4
9031103V	M5	5
9031105V	M5	6
9031102V	R1/8"	4
9031104V	R1/8"	5
9031106V	R1/8"	6
9031108V	R1/8"	8
9031107V	R1/4"	6
9031109V	R1/4"	8
9031110V	R3/8"	8
9031111V	R1/4"	10
9031114V	R1/4"	12
9031112V	R3/8"	10
9031115V	R3/8"	12
9031116V	1/2"	12

Type B Bidirectional to suit Cylinders & Valves

9148	Thread BSPT	Tube OD mm
9031201B	M5	4
9031203B	M5	5
9031205B	M5	6
9031202B	R1/8"	4
9031204B	R1/8"	5
9031206B	R1/8"	6
9031208B	R1/8"	8
9031207B	R1/4"	6
9031209B	R1/4"	8
9031210B	R3/8"	8
9031211B	R1/4"	10
9031214B	R1/4"	12
9031212B	R3/8"	10
9031215B	R3/8"	12
9031216B	1/2"	12

MRF Compact 'N' Technopolymer Ring

Type C to suit Cylinder

9148	Thread BSPT	Tube OD mm
9021001C	M5	4
9021005C	M5	6
9021002C	R1/8"	4
9021006C	R1/8"	6
9021008C	R1/8"	8
9021007C	R1/4"	6
9021009C	R1/4"	8
9021011C	R1/4"	10
9021014C	R1/4"	12
9021012C	R3/8"	10
9021212C	R3/8"	10
9021015C	R3/8"	12
9021016C	R1/2"	12

Type V to suit Valves

9148	Thread BSPT	Tube OD mm
9021101V	M5	4
9021105V	M5	6
9021102V	R1/8"	4
9021106V	R1/8"	6
9021108V	R1/8"	8
9011107V	R1/4"	6
9021109V	R1/4"	8
9021111V	R1/4"	10
9021114V	R1/4"	12
9021112V	R3/8"	10
9021115V	R3/8"	12
9021116V	R1/2"	12

Type B Bidirectional to suit Cylinders & Valves

9148	Thread BSPT	Tube OD mm
9021201B	M5	4
9021205B	M5	6
9021202B	R1/8"	4
9021206B	R1/8"	6
9021208B	R1/8"	8
9021207B	R1/4"	6
9021209B	R1/4"	8
9021211B	R1/4"	10
9021214B	R1/4"	12
9021215B	R3/8"	12
9021216B	R1/2"	12

MRF Compact 'N' Threaded Brass Ring

Type C to suit Cylinder

9148	Thread BSPT	Tube OD
9031301C	R1/8"	1/8"
9031302C	R1/4"	1/4"
9031303C	R3/8"	3/8"

Type V to suit Valves

9148	Thread BSPT	Tube OD
9031401V	R1/8"	1/8"
9031402V	R1/4"	1/4"
9031403V	R3/8"	3/8"

Type B Bidirectional to suit Cylinders & Valves

9148	Thread BSPT	Tube OD
9031501B	R1/8"	1/8"
9031502B	R1/4"	1/4"
9031503B	R3/8"	3/8"

BLOCK FITTINGS

Blocking Fitting

Stop valves mounted on the cylinder inlets allow a flow of air only in the presence of a pneumatic pilot. This item is mainly used as a safety valve. When pressure drops in the pneumatic pilot, all cylinder movement is halted.

Technical Data

	Bidirectional			
	1/8"	1/4"	3/8"	1/2"
Operating Pressure bar	0.5-10			
Operating temperature °C	-10° to +60°			
Flow rate (6 bar)	320	700	1060	1700

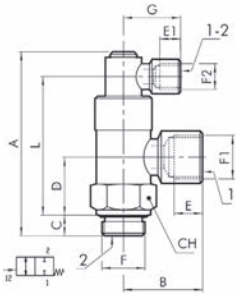

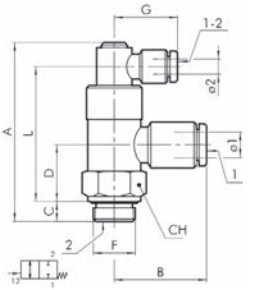

Fully Threaded

9148	F	F1	F2
W6001101001	G1/8"	G1/8"	G1/8"
W6001111011	G1/4"	G1/4"	G1/8"
W6001121021	G3/8"	G3/8"	G1/8"

Tube Fittings

9148	F	Ø1 mm	Ø2 mm
W6001101106	G1/8"	6	4
W6001111106	G1/4"	6	4
W6001111108	G1/4"	8	4
W6001121108	G3/8"	8	4
W6001121110	G3/8"	10	4
W6001131112	G1/2"	12	4

For **FRL's, 'SKILLAIR'**
see pages **678-681**

FLOW CONTROL VALVES

Unidirectional In-line Flow Control

To suit Cylinders

9148	Thread BSP	Mounting Thread
9041001	M5	M10 x 0.75
9041002	G1/8"	M12 x 1
9041003	G1/4"	M12 x 1
9041004	G3/8"	M15 x 1
9041005	G1/2"	M15 x 1

Bidirectional In-line Flow Control

To suit Cylinders

9148	Thread BSP	Mounting Thread
9041201	M5	M10 x 0.75
9041202	G1/8"	M12 x 1
9041203	G1/4"	M12 x 1
9041204	G3/8"	M15 x 1
9041205	G1/2"	M15 x 1

Unidirectional Flow Control

With Push-in Fittings

9148	Tube Ø mm	Mounting Thread
9041301	4	M9 x 0.75
9041316	6	M12 x 0.7
9041324	8	M15 x 1

Unidirectional Flow Control Fittings

➤ Flow Direction



Flow Direction Thread to Tube

9148	Thread BSP	Tube Ø mm
9041401	M5	4
9041402	G1/8"	4
9041408	G1/8"	6
9041409	G1/4"	6
9041410	G1/8"	8
9041411	G1/4"	8
9041412	G3/8"	8

Unidirectional Flow Control Fittings

➤ Flow Direction

Flow Direction Tube to Thread

9148	Thread BSP	Tube Ø mm
9041501	M5	4
9041502	G1/8"	4
9041508	G1/8"	6
9041509	G1/4"	6
9041510	G1/8"	8
9041511	G1/4"	8
9041512	G3/8"	8

Quick Exhaust Valves

BSP

9149	Thread BSP
9101201	1/8"
9201201	1/4"
9401201	1/2"

For **Standard Series FRL's, 'NEW DEAL'** see page **673**

FUNCTIONAL FITTINGS

lineonline
LINE OF PRODUCTS ON LINE

Line on Line is an exclusive range of products for mounting on pneumatic circuits. With these small, highly efficient components it is possible to perform all pneumatic functions at any point of the circuit.

Line on Line is ultra-modular; the components can be connected in parallel, in series or combined parallel/series.

All Line on Line products are available for pipe-pipe connection with integral push-in fittings, or for thread-pipe connection with a brass nickel-plated male thread and an integral push-in fitting.

The body is made of technopolymer, giving a product that is extremely lightweight and compact. One side of the body is marked with an indelible pneumatic symbol to facilitate identification and indicate the direction of flow.

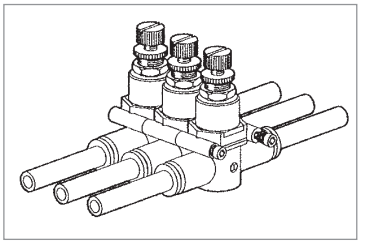

Parallel Lines

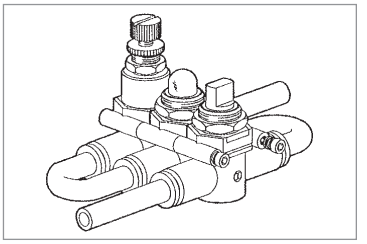

Serial Line Parallel Fittings

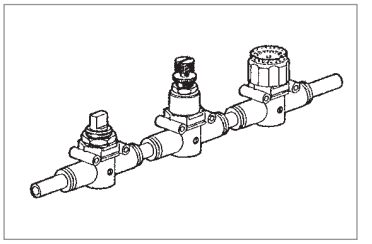

Serial Line In-line Fittings

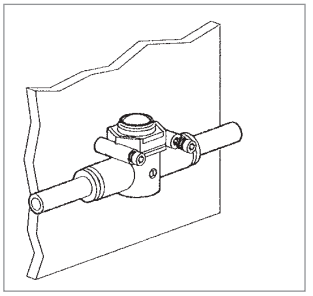

Wall Fixing

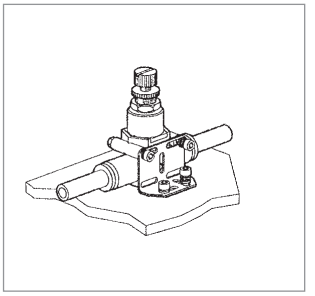

Plate Fixing

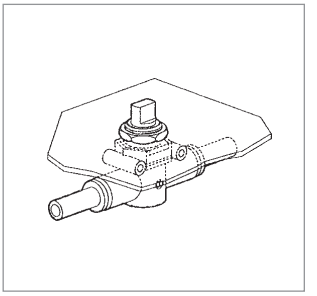

Panel Fixing

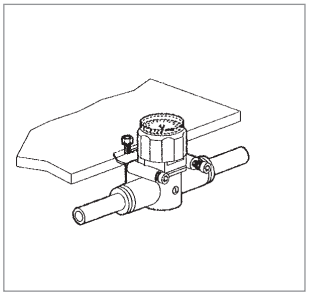

Under Wall Fixing

Technical Specifications

- Maximum operating pressure: 10 bar
- Temperature range: -20°C to +60°C
- Maximum flow rate on regulation at 6.3 bar: 155 Nl/min (4mm), 450 Nl/min (6mm), 850 Nl/min (8mm)
- Adjustment: manual or using a screwdriver
- Internal system: tapered needle
- Recommended pipe: Rilson PA 11, nylon 6, polyamide 12, polypropylene
- Fluid: lubricated or non-lubricated filtered air

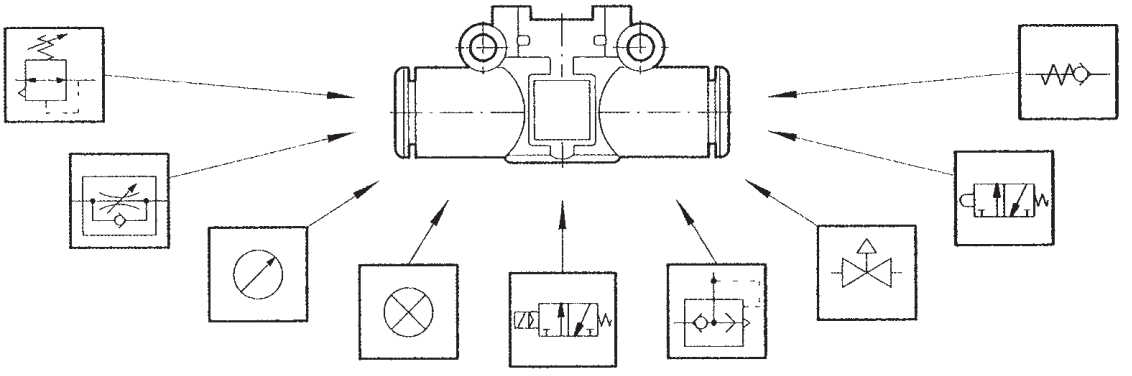

FUNCTIONAL FITTINGS

Line Mounted Pressure Regulator

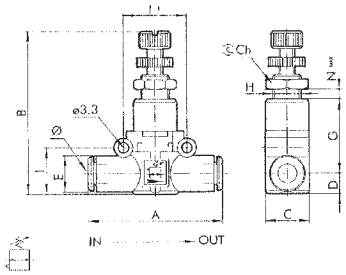

lineonline

Tube to Tube

9148	Ø	A	B	C	D	E
9061316	6	47	46-52	14.7	6.4	11.4
9061324	8	55.5	52-58	18.7	9.1	13.8

In-line Quick Exhaust Valve

Fig. A.

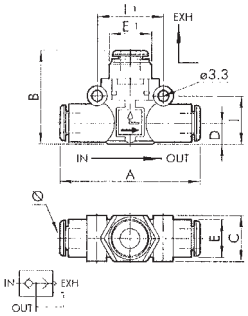

Fig. B.

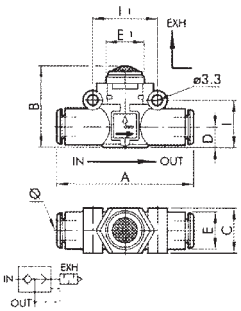

lineonline

Tube to Tube

9148	Ø	Figure	A	B	C	D	E	E1	I	I1
9063016	6	A	47	29	14.7	6.4	11.4	13	14.6	20
9063024	8	A	55.5	35	18.7	9.1	13.8	15	18.7	24
9063116	6	B	47	25.5	14.7	6.4	11.4	14	14.6	20
9063124	8	B	55.5	31.5	18.7	9.1	13.8	18	18.7	24

In-line Quick Exhaust Valve

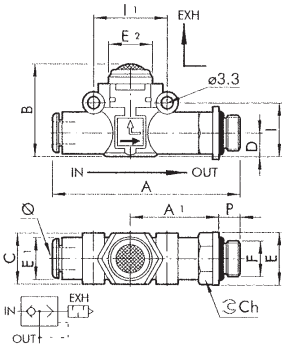

lineonline

Tube to Thread

9148	Ø	Figure	P	A	A1	B	C	D	E	E1	E2	I	I1	I2
9063308	6	1/8	6	57.3	27.8	25.5	14.7	6.4	14	11.4	14	14.6	20	12
9063309	6	1/4	8	60.3	28.8	25.5	14.7	6.4	18	11.4	14	14.6	20	14
9063310	8	1/8	6	65.5	31.8	31.5	18.7	9.1	15	13.8	18	18.7	24	13
9063311	8	1/4	8	69.7	34.2	31.5	18.7	9.1	18	13.8	18	18.7	24	14

In-line Check Valve

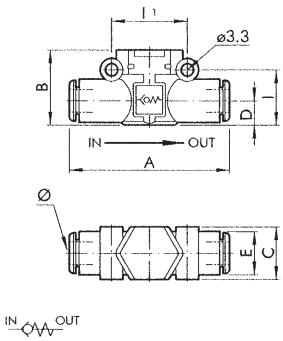

Tube to Tube

9148	Ø	A	B	C	D	E	I	I1
9064016	6	47	20	14.7	6.4	11.4	14.6	20
9064024	8	55.5	25.5	18.7	9.1	13.8	18.7	24

FUNCTIONAL FITTINGS

In-line Shut-off Valve

Technical Data
- Inlet Flow rate at 6.3 bar ΔP 1 bar: 280 Nl/min (6mm), 470 Nl/min (8mm)
- V2V L: on/off function
- V3V L: on/off function with vent

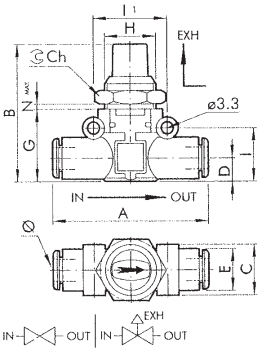

Tube to Tube

9148	Function	Ø	A	B	C	D	E	G	H	I	I1	Ch	Nmax
9065016	V2V L	6	47	41	14.7	6.4	11.4	21	M15 x 1	14.6	20	17	5.5
9066016	V3V L	6	47	41	14.7	6.4	11.4	21	M15 x 1	14.6	20	17	5.5
9065024	V2V L	8	55.5	46	18.7	9.1	13.8	26	M15 x 1	18.7	24	17	5.5
9066024	V3V L	8	55.5	46	18.7	9.1	13.8	26	M15 x 1	18.7	24	17	5.5

In-line Shut-off Valve, Lockable

Technical Data
- V2V L: on/off function
- V3V L: on/off function with vent



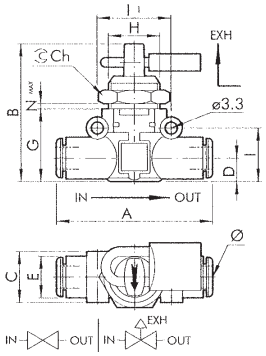

Tube to Tube

9148	Function	Ø	A	B	C	D	E	G	H	I	I1	Ch	Nmax
9065116	V2V L	6	47	41	14.7	6.4	11.4	21	M15 x 1	14.6	20	17	5.5
9066116	V3V L	6	47	41	14.7	6.4	11.4	21	M15 x 1	14.6	20	17	5.5
9065124	V2V L	8	55.5	46	18.7	9.1	13.8	26	M15 x 1	18.7	24	17	5.5
9066124	V3V L	8	55.5	46	18.7	9.1	13.8	26	M15 x 1	18.7	24	17	5.5

In-line Pressure Gauge

Technical Data
- Operating pressure: 12 bar
- Precision: +4% full scale

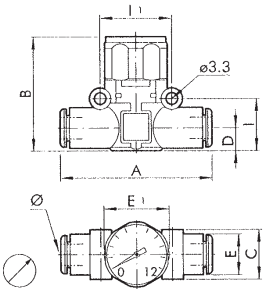

Tube to Tube

9148	Ø	A	B	C	D	E	E1	I	I1
9067016	6	47	35	14.7	6.4	11.4	23	14.6	20
9067024	8	55.5	41	18.7	9.1	13.8	23	18.7	24

Technical Data
- Operating pressure: 12 bar
- Precision: +4% full scale

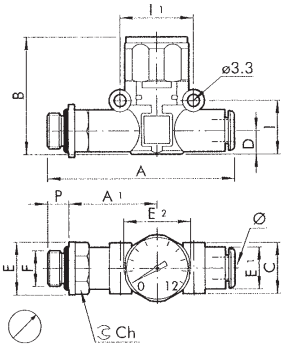

Thread to Tube

9148	Function	Ø	P	A	A1	B	C	D	E	E1	E2	I	I1	Ch
9067108	1/8	6	6	57.3	27.5	35	14.7	6.4	14	11.4	23	14.6	20	12
9067109	1/4	6	8	60.3	28.8	35	14.7	6.4	18	11.4	23	14.6	20	14
9067110	1/8	8	6	65.3	31.8	41	18.7	9.1	15	13.8	23	18.7	24	14
9067111	1/4	8	8	69.7	34.2	41	18.7	9.1	18	13.8	23	18.7	24	14

In-line Pressure Indicator

Technical Data
- Operating pressure: 2-12 bar
- A = Orange, V = Green

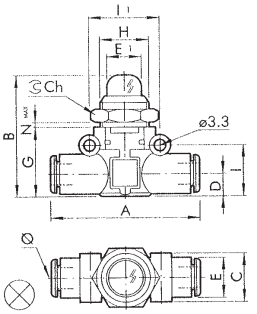

Tube to Tube

9148	Type	Ø	A	B	C	D	E	E1	G	H	I	I1	Ch	NmAX
9068016	A	6	47	37	14.7	6.4	11.4	10.6	21	M15 x 1	14.6	20	17	4.5
9068216	V	6	47	37	14.7	6.4	11.4	10.6	21	M15 x 1	14.6	20	17	4.5
9068024	A	8	55.5	41	18.7	9.1	13.8	10.6	26	M15 x 1	18.7	24	17	4.5
9068224	V	8	55.5	41	18.7	9.1	13.8	10.6	26	M15 x 1	18.7	24	17	4.5

FUNCTIONAL FITTINGS

In-line 3 Port Solenoid Valve, Silenced Exhaust

Technical Data
- Operating pressure: 2.5-7 bar
- Flow rate at 6.3 bar ΔP 0.5 bar: 270 Nl/min (6mm), 500 Nl/min (8mm)
- Voltage: 24V DC
- Power: 1.2W

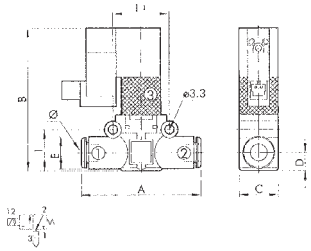

Tube to Tube

9148	Ø	A	B	C	D	E	I	I1
9069016	6	47	55.5	14.7	6.4	11.4	14.6	20
9069024	8	55.5	63.5	18.7	9.1	13.8	18.7	24

Technical Data
- Operating pressure: 2.5-7 bar
- Flow rate at 6.3 bar ΔP 0.5 bar: 270 Nl/min, 500 Nl/min
- Voltage: 24V DC
- Power: 1.2W

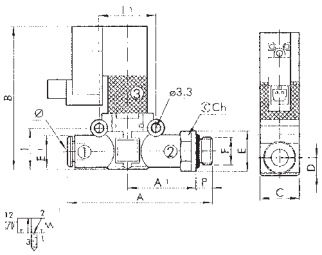

Thread to Tube

9148	Ø	F	P	A	A1	B	C	I	I1	Ch1
9069408	6	1/8	6	57.3	27.8	55.5	14.7	14.6	20	12
9069409	6	1/4	8	60.3	28.8	55.5	14.7	14.6	20	14
9069410	8	1/8	6	65.3	31.3	63.5	18.7	18.7	24	14
9069411	8	1/4	8	69.7	34.2	63.5	18.7	18.7	24	14

In-line 3 Port Solenoid Valve, Threaded Exhaust

Technical Data
- Operating pressure: 2.5 to 7 bar
- Flow rate at 6.3 bar ΔP 0.5 bar: 500 Nl/min
- Voltage: 24V DC
- Power: 1.2W

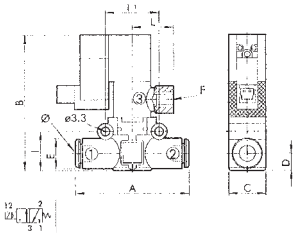

Tube to Tube

9148	Ø	A	B	C	D	E	E1	I	I1	L
9069224	8	55.5	63.5	18.7	9.1	13.8	1/8	18.7	24	21.5

In-line 3 Port Solenoid Valve, Silenced Exhaust

Technical Data
- Operating pressure: 2.5 to 7 bar
- Flow rate at 6.3 bar ΔP 0.5 bar: 270 Nl/min, 500 Nl/min
- Voltage: 24V DC
- Power: 1.2W



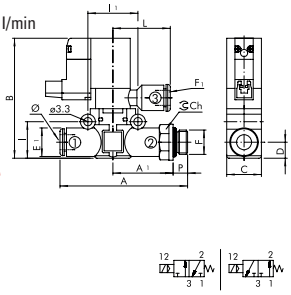

Tube to Thread

9148	Ø	F	P	A	A1	B	C	D	E	E1	F1	I	I1	L	Ch1
9069610	8	1/8	6	65.3	31.8	63.5	18.7	9.1	15	13.8	1/8	18.7	24	25.1	1
9069611	8	1/4	8	69.7	34.2	63.5	18.7	9.1	18	13.8	1/8	18.7	24	21.5	1

Electrical Connector

Plug-in

9148	Description
W0970512000	Plug-in Connector, 300mm Leads

Fixing Bracket

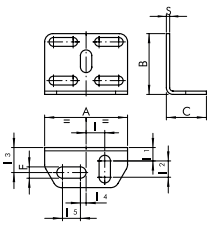

To suit All Line on Line Products

9148	A	B	C	F	I	I1	I2	I3	I4	I5	S
9062110	30	22	14.5	4.2	6.8	4.8	5.9	9.1	2	6.5	1.2

U Tube

Tube

9148	OD mm
9062216	6
9062224	8

SERIES 7000 SUPER-RAPID COMPACT FITTINGS

CAMOZZI Automation

Material: Technopolymer

Working Pressure: -0.9 to 16 bar

Swivel Male Stud Elbows

Metric & BSPP

0158	OD mm	Thread
7522 4-M5	4	M5
7522 4-M7	4	M7
7522 4-1/8	4	1/8"
7522 4-1/4	4	1/4"
7522 6-M5	6	M5
7522 6-M7	6	M7
7522 6-1/8	6	1/8"
7522 6-1/4	6	1/4"
7522 8-1/8	8	1/8"
7522 8-1/4	8	1/4"
7522 8-3/8	8	3/8"
7522 10-1/4	10	1/4"
7522 10-3/8	10	3/8"
7522 10-1/2	10	1/2"
7522 12-1/4	12	1/4"
7522 12-3/8	12	3/8"
7522 12-1/2	12	1/2"
7522 16-1/2	16	1/2"
7522 16-3/4	16	3/4"
Tech Sheet 68274		

Swivel Male Stud Extended Elbows

BSPP, Extended

0158	OD mm	Thread
7526 4-1/8	4	1/8"
7526 6-1/8	6	1/8"
7526 6-1/4	6	1/4"
7526 8-1/8	8	1/8"
7526 8-1/4	8	1/4"
Tech Sheet 68274		

Swivel Male Stud Branch Tees

Metric & BSPP

0158	OD mm	Thread
7432 4-M5	4	M5
7432 4-1/8	4	1/8"
7432 6-M5	6	M5
7432 6-1/8	6	1/8"
7432 6-1/4	6	1/4"
7432 8-1/8	8	1/8"
7432 8-1/4	8	1/4"
7432 8-3/8	8	3/8"
7432 10-1/4	10	1/4"
7432 10-3/8	10	3/8"
7432 10-1/2	10	1/2"
7432 12-1/4	12	1/4"
7432 12-3/8	12	3/8"
7432 12-1/2	12	1/2"
7432 16-1/2	16	1/2"
7432 16-3/4	16	3/4"
Tech Sheet 68274		

Swivel Male Stud Run Tees

BSPP

0158	OD mm	Thread
7442 4-1/8	4	1/8"
7442 6-1/8	6	1/8"
7442 6-1/4	6	1/4"
7442 8-1/8	8	1/8"
7442 8-1/4	8	1/4"
7442 8-3/8	8	3/8"
7442 10-1/4	10	1/4"
7442 10-3/8	10	3/8"
7442 12-3/8	12	3/8"
7442 12-1/2	12	1/2"
7442 16-1/2	16	1/2"
7442 16-3/4	16	3/4"
Tech Sheet 68274		

Swivel Male Stud Ys

BSPP

0158	OD mm	Thread
7562 4-1/8	4	1/8"
7562 6-1/8	6	1/8"
7562 6-1/4	6	1/4"
7562 8-1/8	8	1/8"
7562 8-1/4	8	1/4"
7562 10-1/4	10	1/4"
7562 10-3/8	10	3/8"
Tech Sheet 68274		

Swivel Male Stud Double Ys

BSPP

0158	OD mm	Thread
7572 4-1/8	4	1/8"
7572 4-1/4	4	1/4"
7572 6-1/8	6	1/8"
7572 6-1/4	6	1/4"
Tech Sheet 68274		

SERIES 7000 SUPER-RAPID COMPACT FITTINGS

Material: Technopolymer

Working Pressure: -0.9 to 16 bar

Tube x Tube Connectors

Equal Straights

0158	OD mm
7580 4	4
7580 6	6
7580 8	8
7580 10	10
7580 12	12
Tech Sheet 68274	

Equal Elbows

0158	OD mm
7550 4	4
7550 6	6
7550 8	8
7550 10	10
7550 12	12
7550 16	16
Tech Sheet 68274	

Equal Tees

0158	OD mm
7540 4	4
7540 6	6
7540 8	8
7540 10	10
7540 12	12
7540 16	16
Tech Sheet 68274	

Equal Ys

0158	OD mm
7560 4	4
7560 6	6
7560 8	8
7560 10	10
Tech Sheet 68274	

Unequal Ys

0158	OD mm	OD mm
7560 6-4	6	4
7560 8-6	8	6
7560 10-8	10	8
Tech Sheet 68274		

Unequal Double Ys

0158	OD mm	OD mm
7575 6-4	6	4
7575 8-6	8	6
Tech Sheet 68274		

Tube x Stem Connectors

Unequal Straights

0158	OD mm	Stem OD mm
7800 4-6	4	6
7800 4-8	4	8
7800 6-8	6	8
7800 6-10	6	10
7800 6-12	6	12
7800 8-10	8	10
7800 8-12	8	12
7800 10-12	10	12
Tech Sheet 68274		

Elbows

0158	OD mm	Stem OD mm
7555 4-4	4	4
7555 6-6	6	6
7555 8-8	8	8
7555 10-10	10	10
7555 12-12	12	12
Tech Sheet 68274		

Stem Connectors

Stem x Stem

0158	Stem OD mm
7950 4	4
7950 6	6
7950 8	8
7950 10	10
7950 12	12
Tech Sheet 68274	

Reducing Manifolds

Tube x Tube

0158	Inlet OD mm	Outlet OD mm
7545 6-4	6	4
7545 8-6	8	6
7545 10-8	10	10
Tech Sheet 68274		

Swivel Male, BSPP

0158	Inlet OD mm	Outlet OD mm	Thread
7542 6-4-1/8	6	4	1/8"
7542 6-4-1/4	6	4	1/4"
7542 8-6-1/8	8	6	1/8"
7542 8-6-1/4	8	6	1/4"
7542 10-8-1/4	10	8	1/4"
7542 10-8-3/8	10	8	3/8"
Tech Sheet 68274			

SERIES 7000 SUPER-RAPID COMPACT FITTINGS

Material: Technopolymer

Working Pressure: -0.9 to 16 bar

Single Banjo Bodies

BSPP

0158	OD mm	Thread
7610 4-1/8	4	1/8"
7610 6-1/8	6	1/8"
7610 6-1/4	6	1/4"
7610 8-1/8	8	1/8"
7610 8-1/4	8	1/4"
7610 10-1/4	10	1/4"
7610 10-3/8	10	3/8"
7610 12-3/8	12	3/8"
Tech Sheet 68274		

Twin Banjo Bodies

BSPP

0158	OD mm	Thread
7640 4-1/8	4	1/8"
7640 6-1/8	6	1/8"
7640 6-1/4	6	1/4"
7640 8-1/8	8	1/8"
7640 8-1/4	8	1/4"
7640 10-1/4	10	1/4"
Tech Sheet 68274		

Swivel Banjos, 1 Outlet

BSPP

0158	OD mm	Thread
7622 4-1/8	4	1/8"
7622 6-1/8	6	1/8"
7622 6-1/4	6	1/4"
7622 8-1/8	8	1/8"
7622 8-1/4	8	1/4"
7622 10-1/4	10	1/4"
7622 10-3/8	10	3/8"
7622 12-3/8	12	3/8"
Tech Sheet 68274		

Swivel Twin Banjos, 2 Outlets

BSPP

0158	OD mm	Thread
7652 4-1/8	4	1/8"
7652 6-1/8	6	1/8"
7652 6-1/4	6	1/4"
7652 8-1/8	8	1/8"
7652 8-1/4	8	1/4"
7652 10-1/4	10	1/4"
7652 10-3/8	10	3/8"
Tech Sheet 68274		

Double Adjustable Banjos, 2 Outlets

BSPP

0158	OD mm	Thread
7612 02-4-1/8	4	1/8"
7612 02-6-1/8	6	1/8"
7612 02-6-1/4	6	1/4"
7612 02-8-1/8	8	1/8"
7612 02-8-1/4	8	1/4"
7612 02-10-1/4	10	1/4"
7612 02-10-3/8	10	3/8"
7612 02-12-3/8	12	3/8"
Tech Sheet 68274		

Double Adjustable Twin Banjos, 4 Outlets

BSPP

0158	OD mm	Thread
7642 02-4-1/8	4	1/8"
7642 02-6-1/8	6	1/8"
7642 02-6-1/4	6	1/4"
7642 02-8-1/8	8	1/8"
7642 02-8-1/4	8	1/4"
7642 02-10-1/4	10	1/4"
Tech Sheet 68274		

Triple Adjustable Banjos, 3 Outlets

BSPP

0158	OD mm	Thread
7612 03-4-1/8	4	1/8"
7612 03-6-1/8	6	1/8"
7612 03-6-1/4	6	1/4"
7612 03-8-1/8	8	1/8"
7612 03-8-1/4	8	1/4"
7612 03-10-1/4	10	1/4"
Tech Sheet 68274		

Triple Adjustable Twin Banjos, 6 Outlets

BSPP

0158	OD mm	Thread
7642 03-4-1/8	4	1/8"
7642 03-6-1/8	6	1/8"
7642 03-6-1/4	6	1/4"
7642 03-8-1/8	8	1/8"
7642 03-8-1/4	8	1/4"
7642 03-10-1/4	10	1/4"
Tech Sheet 68274		

Banjo Bolts

Double Stem, BSPP

0158	Thread
7632 02-1/8	1/8"
7632 02-1/4	1/4"
7632 02-3/8	3/8"
Tech Sheet 68274	

Triple Stem, BSPP

0158	Thread
7632 03-1/8	1/8"
7632 03-1/4	1/4"
Tech Sheet 68274	

Push-in Fittings & Ring Main Systems

For Ring Main Systems see section 8 page 1061

For Push-in Fittings see section 6 page 763

PUSH-IN FITTINGS, METRIC

Media: Compressed air. Suitable for vacuum.

Temperature at:	Pressure 5/32" – 5/16" 4mm – 8mm	Pressure 3/8" - 1/2": 10mm – 22mm
Air		
-20°C	16 bar	10 bar

Potable Liquids and Air		
+1°C	16 bar	10 bar
+20°C	16 bar	10 bar
+65°C	10 bar	7 bar

Straight Adaptors

Male Thread, Super Thread

1400	OD mm	Thread
LM0104M5	4	M5
RM010411	4	1/8"
RM010511	5	1/8"
RM010512	5	1/4"
RM010611	6	1/8"
RM010612	6	1/4"
RM010811	8	1/8"
RM010812	8	1/4"
RM010813	8	3/8"
RM011012	10	1/4"
RM011013	10	3/8"
RM011014	10	1/2"
RM011213	12	3/8"
RM011214	12	1/2"

Male Thread, Metric

1400	OD mm	Thread
RM0104M5	4	M5
RM0106M5	6	M5

Male Thread, BSPP

1400	OD mm	Thread
PM010411E	4	1/8"
PM010412E	4	1/4"
PM010511E	5	1/8"
PM010512E	5	1/4"
PM010611E	6	1/8"
PM010612E	6	1/4"
PM010811E	8	1/8"
PM010812E	8	1/4"
PM010813E	8	3/8"
PM011012E	10	1/4"
PM011013E	10	3/8"
PM011014E	10	1/2"
PM011213E	12	3/8"
PM011514E	15	1/2"

Male Thread, BSPT

1400	OD mm	Thread
PM010401E	4	1/8"
PM010402E	4	1/4"
PM010501E	5	1/8"
PM010502E	5	1/4"
PM010601E	6	1/8"
PM010602E	6	1/4"
PM010801E	8	1/8"
PM010802E	8	1/4"
PM010803E	8	3/8"
PM011002E	10	1/4"
PM011003E	10	3/8"
PM011004E	10	1/2"
PM011203E	12	3/8"
PM011204E	12	1/2"

Brass Straight Adaptors

Male Thread, BSPP

1400	OD mm	Thread
MM010411	4	1/8"
MM010611	6	1/8"

Male Super Thread

1400	OD mm	Thread
LM010411	4	1/8"

Equal Tees

Tube x Tube

1400	OD mm
LM0203E	3
PM0204E	4
PM0205E	5
PM0206E	6
PM0208E	8
PM0210E	10
PM0212E	12
PM0215E	15

Equal Elbows

Tube x Tube

1400	OD mm
LM0303E	3
PM0304E	4
PM0305E	5
PM0306E	6
PM0308E	8
PM0310E	10
PM0312E	12
PM0315E	15

Reducing Elbow Connectors

Tube x Tube

1400	OD mm	OD mm
PM210604E	6	4
PM210804E	8	4
PM210806E	8	6
PM211004E	10	4
PM211006E	10	6
PM211008E	10	8
PM211208E	12	8
PM211210E	12	10

PUSH-IN FITTINGS, METRIC

Female Adaptors

BSPP

1400	OD mm	Thread
PM450411E	4	1/8"
PM450611E	6	1/8"
PM450612E	6	1/4"
PM450812E	8	1/4"
PM451015FE	10	5/8"

Stem Elbows

Tube x Stem

1400	OD mm	Stem OD mm
PM220404E	4	4
PM220505E	5	5
PM220606E	6	6
PM220808E	8	8
PM221010E	10	10
PM221212E	12	12
PM221515E	15	15

Equal Straight Connectors

Tube x Tube

1400	OD mm
PM0404E	4
PM0405E	5
PM0406E	6
PM0408E	8
PM0410E	10

Reducing Straight Connectors

Tube x Tube

1400	OD mm	OD mm
PM200604E	6	4
PM200804E	8	4
PM200806E	8	6
PM201004E	10	4
PM201006E	10	6
PM201008E	10	8
PM201208E	12	8
PM201210E	12	10

Stem Adaptors

Super Thread, BSPP

1400	Stem OD mm	Thread
RM050411	4	1/8"
RM050412	4	1/4"
RM050512	5	1/4"
RM050611	6	1/8"
RM050612	6	1/4"
RM051013	10	3/8"
RM051014	10	1/2"
RM051213	12	3/8"

Metric

1400	Stem OD mm	Thread
RM0504M5	4	M5
RM0506M5	6	M5

BSPT

1400	Stem OD mm	Thread
PM050401E	4	1/8"
PM050402E	4	1/4"
PM050501E	5	1/8"
PM050502E	5	1/4"
PM050601E	6	1/8"
PM050602E	6	1/4"
PM050801E	8	1/8"
PM050802E	8	1/4"
PM050803E	8	3/8"
PM051002E	10	1/4"
PM051003E	10	3/8"
PM051004E	10	1/2"
PM051203E	12	3/8"
PM051204E	12	1/2"

BSPP

1400	Stem OD mm	Thread
PM050411E	4	1/8"
PM050412E	4	1/4"
PM050511E	5	1/8"
PM050512E	5	1/4"
PM050611E	6	1/8"
PM050612E	6	1/4"
PM050811E	8	1/8"
PM050812E	8	1/4"
PM050813E	8	3/8"
PM051012E	10	1/4"
PM051013E	10	3/8"
PM051014E	10	1/2"
PM051213E	12	3/8"
PM051214E	12	1/2"

Dividers

Tube x Tube

1400	OD mm
PM2304E	4
RM2306E	6
RM2308E	8
PM2310E	10

Bulkhead Adaptors

Media:
Compressed air. Suitable for vacuum.
Maximum bulkhead mounting torque 27Nm.

BSPP

1400	OD mm	Thread	Bulkhead
RM070612	6	1/4"	3/8"

Swivel Tees Offset Leg

Media:
Compressed Air. Suitable for vacuum.

BSPT

1400	OD mm	Thread
PM110601E	6	1/8"
PM110802E	8	1/4"
PM111003E	10	3/8"
PM111203E	12	3/8"
PM111204E	12	1/2"

BSPP Thread

1400	OD mm	Thread
PM110411E	4	1/8"
PM110511E	5	1/8"
PM110512E	5	1/4"
PM110611E	6	1/8"
PM110612E	6	1/4"
PM110811E	8	1/8"
PM110812E	8	1/4"
PM110813E	8	3/8"
PM111012E	10	1/4"
PM111013E	10	3/8"
PM111014E	10	1/2"
PM111213E	12	3/8"
PM111214E	12	1/2"

PUSH-IN FITTINGS, METRIC

Bulkhead Connectors

BSPP Thread

1400	OD mm	Thread
PM1204E	4	3/8"
PM1206E	6	3/8"
PM1208E	8	1/2"
PM1210E	10	1/2"
PM1212E	12	3/4"

Reducers

Tube x Stem

1400	Stem OD mm	Thread
PM060504E	5	4
PM060604E	6	4
PM060605E	6	5
PM060804E	8	4
PM060805E	8	5
PM060806E	8	6
PM061006E	10	6
PM061008E	10	8
PM061208E	12	8
PM061210E	12	10
PM061510E	15	10

Single Banjo Body

BSPP Thread

1400	OD mm	Thread
RM150411E	4	1/8"
RM150511E	5	1/8"
RM150811E	8	1/4"
RM151013E	10	3/8"
RM151214E	12	1/2"

Banjo Bolts

Single, BSPP Thread

1400	Thread
RM1611	1/8"
RM1614	1/2"

Media:
Compressed air. Suitable for vacuum.

Double, BSPP Thread

1400	Thread
RM1711	1/8"
RM1712	1/4"
RM1713	3/8"
RM1714	1/2"

Swivel Elbows

Super Thread, BSPP

1400	OD mm	Thread
RM090412	4	1/4"
RM090611	6	1/8"
RM090612	6	1/4"
RM090811	8	1/8"
RM090812	8	1/4"
RM091013	10	3/8"
RM091213	12	3/8"
RM091214	12	1/2"

Metric Thread

1400	OD mm	Thread
LM0904M5	4	M5
RM0904M5	4	M5
RM0905M5	5	M5
RM0906M5	6	M5

Plugs

Media:
Compressed Air. Suitable for vacuum.

Tube

1400	Stem OD mm	Colour
PM0804R	4	Red
PM0805R	5	Red
PM0806R	6	Red
PM0808R	8	Red
PM0810R	10	Red
PM0812R	12	Red
PM0815R	15	Black

BSPP Thread

1400	OD mm	Thread
PM090411E	4	1/8"
PM090412E	4	1/4"
PM090511E	5	1/8"
PM090512E	5	1/4"
PM090611E	6	1/8"
PM090612E	6	1/4"
PM090811E	8	1/8"
PM090812E	8	1/4"
PM090813E	8	3/8"
PM091012E	10	1/4"
PM091013E	10	3/8"
PM091014E	10	1/2"
PM091213E	12	3/8"
PM091214E	12	1/2"

BSPT Thread

1400	OD mm	Thread
PM090401E	4	1/8"
PM090402E	4	1/4"
PM090501E	5	1/8"
PM090502E	5	1/4"
PM090601E	6	1/8"
PM090602E	6	1/4"
PM090801E	8	1/8"
PM090802E	8	1/4"
PM090803E	8	3/8"
PM091002E	10	1/4"
PM091003E	10	3/8"
PM091004E	10	1/2"
PM091203E	12	3/8"
PM091204E	12	1/2"

PUSH-IN FITTINGS, METRIC

Swivel Tees Centre Leg

Super Thread, BSPP

1400	OD mm	Thread
RM100611	6	1/8"
RM100612	6	1/4"

BSPT Thread

1400	OD mm	Thread
PM100401E	4	1/8"
PM100402E	4	1/4"
PM100502E	5	1/4"
PM100601E	6	1/8"
PM100602E	6	1/4"
PM100801E	8	1/8"
PM100802E	8	1/4"
PM100803E	8	3/8"
PM101002E	10	1/4"
PM101003E	10	3/8"
PM101004E	10	1/2"
PM101203E	12	3/8"
PM101204E	12	1/2"

BSPP Thread

1400	OD mm	Thread
PM100411E	4	1/8"
PM100412E	4	1/4"
PM100511E	5	1/8"
PM100512E	5	1/4"
PM100611E	6	1/8"
PM100612E	6	1/4"
PM100811E	8	1/8"
PM100812E	8	1/4"
PM100813E	8	3/8"
PM101012E	10	1/4"
PM101013E	10	3/8"
PM101014E	10	1/2"
PM101213E	12	3/8"
PM101214E	12	1/2"

Tube to Hose Stem

Stem x Hose Tail

1400	Stem OD mm	To Suit Hose ID mm
PM250604E	6	4
PM250806E	8	6
PM251008E	10	8

Collet Covers

Colour Coding and Additional Security

The slip-on collet covers shown in this photograph prevent accidental removal or tampering with tubing. Tubing can be inserted with the collet cover already attached to the fittings or the cover can be slid into position afterwards. The cover is easily removed as and when required and comes in a variety of colours for colour-coding.

Colours available - suffix indicates colour

i.e. E = Black S = Grey
R = Red B = Blue
Y = Yellow G = Green

Please indicate, by suffix the colour required or black will be supplied.

Metric

1400	OD mm
PM1904E	4
PM1905E	5
PM1910E	10
PM1912E	12
PM1915E	15
PM1922E	22

Locking Clip

1400	OD mm
PMC1815R	15

John Guest

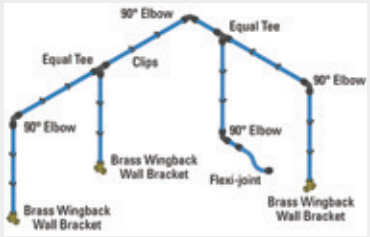



For **John Guest Ring Main System** see pages **1088-1092**

FT PRO

You might also need **Nylon Tubing** see pages **913-917**

PUSH-IN FITTINGS, IMPERIAL

Media: Compressed air. Suitable for vacuum.

- Drink dispensers and pure water fittings

Temperature at:	Working Pressure 5/32"-5/16"	Working Pressure 3/8"-1/2"
+20°C	16 bar	10 bar
+23°C	16 bar	10 bar
+70°C	10 bar	7 bar

Straight Adaptors

Male Thread, BSPT

1400	OD	Thread
PM010401S	5/32"	1/8"
PM010402S	5/32"	1/4"
PI010601S	3/16"	1/8"
PI010801S	1/4"	1/8"
PI010802S	1/4"	1/4"
PM010801S	5/16"	1/8"
PM010802S	5/16"	1/4"
PM010803S	5/16"	3/8"
PI011202S	3/8"	1/4"
PI011203S	3/8"	3/8"
PI011603S	1/2"	3/8"
PI011604S	1/2"	1/2"

Male Thread, BSPP

1400	OD	Thread
PI010812S	1/4"	1/4"
PI011212S	3/8"	1/4"

Male Thread, NPT

1400	OD	Thread
PM010421S	5/32"	1/8"
PM010422S	5/32"	1/4"
PI010621S	3/16"	1/8"
PI010821S	1/4"	1/8"
PI010822S	1/4"	1/4"
PI010823S	1/4"	3/8"
PM010821S	5/16"	1/8"
PM010822S	5/16"	1/4"
PM010823S	5/16"	3/8"
PI011221S	3/8"	1/8"
PI011222S	3/8"	1/4"
PI011223S	3/8"	3/8"
PI011224S	3/8"	1/2"
PI011623S	1/2"	3/8"
PI011624S	1/2"	1/2"
PI012026S	5/8"	3/4"

Equal Straight Connectors

Tube x Tube

1400	OD
PM0404S	5/32"
PI0406S	3/16"
PI0408S	1/4"
PM0408S	5/16"
PI0412S	3/8"
PI0416S	1/2"

Equal Tees

Tube x Tube

1400	OD
PM0204S	5/32"
PI0206S	3/16"
PI0208S	1/4"
PM0208S	5/16"
PI0212S	3/8"
PI0216S	1/2"

Branch Reducing Tees

Tube x Tube

1400	OD	OD
PI301208S	3/8"	1/4"
PI301612S	1/2"	3/8"

Bulkhead Connectors

Tube x Tube

1400	OD
PI1206S	3/16"
PI1208S	1/4"
PM1208S	5/16"
PI1212S	3/8"
PI1216S	1/2"

Swivel Branch Tee, Leg

BSPT

1400	OD	Thread
PI100802S	1/4"	1/4"

Swivel Branch Tee, Run

BSPT

1400	OD	Thread
PM110801S	5/16"	1/8"

Reducing Bulkhead Connectors

Tube x Tube

1400	OD	OD
PI121208S	3/8"	1/4"

Stem Adaptors

Male Thread, BSPT

1400	Stem OD	Thread
PI050801S	1/4"	1/8"
PI050802S	1/4"	1/4"
PM050801S	5/16"	1/8"
PM050802S	5/16"	1/4"
PI051202S	3/8"	1/4"
PI051203S	3/8"	3/8"
PI051603S	1/2"	3/8"
PI051604S	1/2"	1/2"

Male Thread, BSPP

1400	Stem OD	Thread
PI051212S	3/8"	1/4"
PI051213S	3/8"	3/8"

Male Thread, NPT

1400	Stem OD	Thread
PM050421S	5/32"	1/8"
PM050422S	5/32"	1/4"
PI050621S	3/16"	1/8"
PI050821S	1/4"	1/8"
PI050822S	1/4"	1/4"
PI050823S	1/4"	3/8"
PM050821S	5/16"	1/8"
PM050822S	5/16"	1/4"
PM050823S	5/16"	3/8"
PI051222S	3/8"	1/4"
PI051223S	3/8"	3/8"
PI051623S	1/2"	3/8"
PI051624S	1/2"	1/2"

PUSH-IN FITTINGS, IMPERIAL

Equal Elbows

Tube x Tube

1400	OD
PM0304S	5/32″
PI0306S	3/16″
PI0308S	1/4″
PM0308S	5/16″
PI0312S	3/8″
PI0316S	1/2″

Reducing Elbows

Tube x Tube

1400	OD	OD
PM210804S	5/16″	5/32″
PI211006S	5/16″	3/16″
PI211008S	5/16″	1/4″
PI211206S	3/8″	3/16″
PI211208S	3/8″	1/4″
PI211210S	3/8″	5/16″
PI211610S	1/2″	5/16″
PI211612S	1/2″	3/8″

Stem Elbows

Tube x Stem

1400	Stem OD	Thread
PM220404S	5/32″	5/32″
PI220606S	3/16″	3/16″
PI220808S	1/4″	1/4″
PM220808S	5/16″	5/16″
PI221206S	3/8″	3/16″
PI221208S	3/8″	1/4″
PI221210S	3/8″	5/16″
PI221212S	3/8″	3/8″
PI221616S	1/2″	1/2″

Rigid Elbows

Male Thread, NPT

1400	OD	Thread
PI480821S	1/4″	1/8″
PI480822S	1/4″	1/4″
PI480823S	1/4″	3/8″
PI481022S	5/16″	1/4″
PI481023S	5/16″	3/8″
PI481222S	3/8″	1/4″
PI481223S	3/8″	3/8″
PI482024S	5/8″	1/2″

Swivel Elbows

Male Thread, BSPT

1400	OD	Thread
PI090801S	1/4″	1/8″
PI090802S	1/4″	1/4″
PM090801S	5/16″	1/8″
PM090803S	5/16″	3/8″
PI091202S	3/8″	1/4″
PI091203S	3/8″	3/8″
PI091603S	1/2″	3/8″
PI091604S	1/2″	1/2″

Male Thread, NPT

1400	OD	Thread
PM090421S	5/32″	1/8″
PI090621S	3/16″	1/8″
PI090822S	1/4″	1/4″
PI091623S	1/2″	3/8″
PI091624S	1/2″	1/2″

Plugs

Tube

1400	Stem OD
PM0804S	5/32″
PI0806S	3/16″
PI0808S	1/4″
PM0808S	5/16″
PI0812S	3/8″
PI0816S	1/2″

Female Adaptors

BSPP

1400	OD	Thread
PI451014FS	5/16″	1/2″
PI451213S	3/8″	3/8″
PI451214FS	3/8″	1/2″
PI451613S	1/2″	3/8″

NPT

1400	OD	Thread
PI450822S	1/4″	1/4″
PI451222S	3/8″	1/4″

Reducers

Tube x Stem

1400	Stem OD	OD
PI060605S	3/16″	5/32″
PI061006S	5/16″	3/16″
PI061008S	5/16″	1/4″
PI061206S	3/8″	3/16″
PI061208S	3/8″	1/4″
PI061210S	3/8″	5/16″
PI061610S	1/2″	5/16″
PI061612S	1/2″	3/8″

PUSH-IN FITTINGS, IMPERIAL

Dividers

2 Way, Tube x Tube

1400	OD
PI2308S	1/4″
PI2312S	3/8″
PI2316S	1/2″

Reducing 2 Way, Tube x Tube

1400	OD A	OD B
PI241210S	3/8″	5/16″

Reducing 3 Way, Tube x Tube

1400	OD A	OD B
PI491612S	1/2″	3/8″

Enlargers

Tube x Stem

1400	OD	Stem OD
PI131012S	3/8″	5/16″
PI131216S	1/2″	3/8″

Cross

Tube x Tube

1400	OD
PI4712S	3/8″

U-Bends

Tube x Tube

1400	OD
PIUB16S	1/2″

End Stops

1400	OD
PI4608S	1/4″
PI4612S	3/8″

Tube to Hose Stems

Stem x Hose Tail

1400	Stem OD	To Suit Hose ID
PI250806S	1/4″	3/16″
PI250808S	1/4″	1/4″
PI250810S	1/4″	5/16″
PI251006S	5/16″	3/16″
PI251008S	5/16″	1/4″
PM250808S	5/16″	5/16″
PI251012S	5/16″	3/8″
PI251208S	3/8″	1/4″
PI251210S	3/8″	5/16″
PI251212S	3/8″	3/8″
PI251216S	3/8″	1/2″
PI251612S	1/2″	3/8″
PI251616S	1/2″	1/2″

Tube Hose to Elbows

Stem x Hose Tail

1400	Stem OD	To Suit Hose ID
PI290808S	1/4″	1/4″
PI290810S	1/4″	5/16″
PI291008S	5/16″	1/4″
PM290808S	5/16″	5/16″
PI291208S	3/8″	1/4″
PI291210S	3/8″	5/16″

Reducing Straight Connectors

Tube x Tube

1400	OD A	OD B
PI200806S	1/4″	3/16″
PM200804S	5/16″	5/32″
PI201006S	5/16″	3/16″
PI201008S	5/16″	1/4″
PI201206S	3/8″	3/16″
PI201208S	3/8″	1/4″
PI201210S	3/8″	5/16″
PI201610S	1/2″	5/16″
PI201612S	1/2″	3/8″

Flow Bend Tube Clips

90°

1400	OD mm	OD
PM2608S	8	5/16″
PM2610S	10	3/8″

Tube Supports

Tube

1400	To Suit Hose ID
TSI250S	1/4″
TSI312S	5/16″
TSI375S	3/8″

Locking Clip

1400	OD
PIC1808R	1/4″
PIC1812R	3/8″

Collet Covers

Imperial

1400	OD
PM1904S	5/32″
PI1908S	1/4″
PM1908S	5/16″
PI1916S	1/2″

ALL METAL PUSH-IN FITTINGS

One Touch

Features:

- Convenient One Touch fittings provide instant connections
- Light manual pressure on the collet ring is all that is required to instantly disconnect each tube; no special tool is required
- Nickel-plated brass ensures anti-corrosion and anti-contamination

Working Temperature:
-10°C to +60°C

Working Pressure
-0.8 bar to 8 bar*

*Dependent upon tubing specification.

Construction:

Resin Body:	Nickel-plated brass
Packing:	Nitrile
Back O-Ring:	POM
O-Ring:	Nitrile
Collet Ring:	Nickel-plated brass

ALL METAL PUSH-IN FITTINGS

One Touch Emergency Fittings Kits

FT PRO®

Convenient, compact boxes containing a selection of popular FT Pro One Touch metal push-in fittings along with handy tube cutter.

Available in three sizes: 6mm, 8mm and 10mm. Can be used with nylon 6, 11, 12, and polyurethane (ester and ether).

Working Temperature:
-10°C to +60°C*

Working Pressure:
0.8 to 8 bar*

Media:
Air and vacuum only.

Metal Push-in

0315	OD mm
FTP-06MMBOX-M	6
FTP-08MMBOX-M	8
FTP-10MMBOX-M	10
Tech Sheet 3130	

*Dependent upon tubing specification.

Contents:

6mm
Metal Push-in Fittings & Tube Cutter

1 x Tube Cutter KTC-1	2 x Shut Off Valves MNSF06	10 x Equal Tees MPUT-6	
8 x Equal Elbows MPUL-6	8 x 1/8" BSPP Male Stud Elbows MPL6-G01	5 x 1/4" BSPP Male Stud Elbows MPL6-G02	
2 x 1/8" BSPT Speed Controllers MNSE6-G01	2 x 1/4" BSPT Speed Controllers MNSE6-G02	10 x Equal Connectors MPUC-6	2 x Equal Bulkheads MPM-6
10 x 1/8" BSPT Male Studs MPC6-01	10 x 1/4" BSPT Male Studs MPC6-02	5 x M5 BSPT Male Studs MPC6-M5	
10 x 1/8" BSPP Male Studs MPC6-G01	10 x 1/4" BSPP Male Studs MPC6-G02	4 x 1/8" Manifolds KMDS-1/8	

8mm
Metal Push-in Fittings & Tube Cutter

1 x Tube Cutter KTC-1	2 x Shut Off Valves MNSF08	6 x Equal Tees MPUT-8	2 x Equal Bulkheads MPM-8
6 x Equal Elbows MPUL-8	6 x 1/8" BSPP Male Stud Elbows MPL8-G01	5 x 1/4" BSPP Male Stud Elbows MPL8-G02	
2 x 1/8" BSPT Speed Controllers MNSE8-G01	2 x 1/4" BSPT Speed Controllers MNSE8-G02	10 x Equal Connectors MPUC-8	
10 x 1/8" BSPT Male Studs MPC8-01	10 x 1/4" BSPT Male Studs MPC8-02	8 x 3/8" BSPT Male Studs MPC8-03	
8 x 1/8" BSPP Male Studs MPC8-G01	8 x 1/4" BSPP Male Studs MPC8-G02	4 x 1/8" Manifolds KMDS-1/8	

10mm
Metal Push-in Fittings & Tube Cutter

1 x Tube Cutter KTC-1	1 x Shut Off Valve MNSF10	4 x Equal Tees MPUT-10
2 x Equal Elbows MPUL-10	2 x 1/4" BSPP Male Stud Elbows MPL10-G01	2 x 3/8" BSPP Male Stud Elbows MPL10-G03
2 x 1/4" BSPT Speed Controllers MNSE10-G02	1 x 3/8" BSPT Speed Controller MNSE10-G03	6 x Equal Connectors MPUC-10
8 x 1/4" BSPT Male Studs MPC10-02	10 x 3/8" BSPT Male Studs MPC10-03	2 x Equal Bulkheads MPM-10
8 x 1/4" BSPP Male Studs MPC10-G02	5 x 3/8" BSPP Male Studs MPC10-G03	1 x 1/4" Manifolds KMDS-1/4

ONE TOUCH ALL METAL PUSH-IN FITTINGS

Working Temperature:
-10°C to + 60°C
(dependent upon tubing specification)

Working Pressure:
0.8 to 8 bar (dependent upon tubing specification)

Tube connection and disconnection can be repeated several times and is performed with one hand, without the use of tools. Nickel plated brass bodies ensures anti-corrosion and anti-contamination.

Material: **Body and Collet:** Nickel plated brass
O-Ring: Nitrile
Threads: BSPT, BSPP and metric
Tube to Connect: PU, PE, nylon 6-11-12
Fluid: Compressed air

Male Studs

Male Thread, Metric & BSPT

0315	OD mm	Thread
MPC4-M5	4	M5
MPC4-01	4	1/8"
MPC4-M6	4	M6
MPC4-02	4	1/4"
MPC6-M5	6	M5
MPC6-01	6	1/8"
MPC6-M6	6	M6
MPC6-02	6	1/4"
MPC8-01	8	1/8"
MPC8-02	8	1/4"
MPC8-03	8	3/8"
MPC10-02	10	1/4"
MPC10-03	10	3/8"
MPC10-04	10	1/2"
MPC12-02	12	1/4"
MPC12-03	12	3/8"
MPC12-04	12	1/2"

Tech Sheet 3130

Male Thread, BSPP

0315	OD mm	Thread
MPC4-G01	4	1/8"
MPC4-G02	4	1/4"
MPC6-G01	6	1/8"
MPC6-G02	6	1/4"
MPC6-G03	6	3/8"
MPC6-G04	6	1/2"
MPC8-G01	8	1/8"
MPC8-G02	8	1/4"
MPC8-G03	8	3/8"
MPC8-G04	8	1/2"
MPC10-G02	10	1/4"
MPC10-G03	10	3/8"
MPC10-G04	10	1/2"
MPC12-G02	12	1/4"
MPC12-G03	12	3/8"
MPC12-G04	12	1/2"
MPC14-G03	14	3/8"
MPC14-G04	14	1/2"

Tech Sheet 3130

Male Hex Studs

Male Super Thread

0315	OD mm	Thread
MPCS4-G01	4	1/8"
MPCS4-G02	4	1/4"
MPCS6-G01	6	1/8"
MPCS6-G02	6	1/4"
MPCS6-G03	6	3/8"
MPCS6-G04	6	1/2"
MPCS8-G01	8	1/8"
MPCS8-G02	8	1/4"
MPCS8-G03	8	3/8"
MPCS8-G04	8	1/2"
MPCS10-G02	10	1/4"
MPCS10-G03	10	3/8"
MPCS10-G04	10	1/2"
MPCS12-G02	12	1/4"
MPCS12-G03	12	3/8"
MPCS12-G04	12	1/2"
MPCS14-G03	14	3/8"
MPCS14-G04	14	1/2"

Male Round Studs

Male Super Thread

0315	OD mm	Thread
MPCS4-M5	4	M5
MPCS4-01	4	1/8"
MPCS6-M5	6	M5
MPCS6-01	6	1/8"
MPCS6-02	6	1/4"
MPCS8-01	8	1/8"
MPCS8-02	8	1/4"

Female Studs

Female Thread, BSPP

0315	OD mm	Thread
MPCF4-G01	4	1/8"
MPCF4-G02	4	1/4"
MPCF6-G01	6	1/8"
MPCF6-G02	6	1/4"
MPCF8-G01	8	1/8"
MPCF8-G02	8	1/4"
MPCF8-G03	8	3/8"
MPCF10-G02	10	1/4"
MPCF10-G03	10	3/8"
MPCF10-G04	10	1/2"
MPCF12-G02	12	1/4"
MPCF12-G03	12	3/8"
MPCF12-G04	12	1/2"

Tech Sheet 3130

Female Bulkhead Connectors

Female Thread, BSPP

0315	OD mm	Thread
MPMF6-G01	6	1/8"
MPMF6-G02	6	1/4"

Tech Sheet 3130

Female Swivel Elbows

Female Thread, BSPP

0315	OD mm	Thread
MPLF4-G01	4	1/8"
MPLF6-G01	6	1/8"
MPLF6-G02	6	1/4"
MPLF8-G02	8	1/4"
MPLF8-G04	8	1/2"
MPLF10-G02	10	1/4"

Tech Sheet 3130

ONE TOUCH ALL METAL PUSH-IN FITTINGS

Working Temperature: -10°C to + 60°C (dependent upon tubing specification)

Working Pressure: 0.8 to 8 bar (dependent upon tubing specification)

Tube connection and disconnection can be repeated several times and is performed with one hand, without the use of tools. Nickel plated brass bodies ensures anti-corrosion and anti-contamination.

Material: **Body and Collet:** Nickel plated brass
O-Ring: Nitrile
Threads: BSPT, BSPP and metric
Tube to Connect: PU, PE, nylon 6-11-12
Fluid: Compressed air

Male Stud Swivel Elbows

Male Thread, Metric & BSPT

0315	OD mm	Thread
MPL4-01	4	1/8"
MPL6-01	6	1/8"
MPL6-02	6	1/4"
MPL8-01	8	1/8"
MPL8-02	8	1/4"
MPL8-03	8	3/8"
MPL8-04	8	1/2"
MPL10-02	10	1/4"
MPL10-03	10	3/8"
MPL10-04	10	1/2"
MPL12-02	12	1/4"
MPL12-03	12	3/8"
MPL12-04	12	1/2"
5711114-3/8	14	3/8"
5711114-1/2	14	1/2"
Tech Sheet 3130		

Male Thread, BSPP

0315	OD mm	Thread
MPL4-M5	4	M5
MPL4-G01	4	1/8"
MPL4-G02	4	1/4"
MPL6-M5	6	M5
MPL6-G01	6	1/8"
MPL6-G02	6	1/4"
MPL8-G01	8	1/8"
MPL8-G02	8	1/4"
MPL8-G03	8	3/8"
MPL8-G04	8	1/2"
MPL10-G02	10	1/4"
MPL10-G03	10	3/8"
MPL10-G04	10	1/2"
MPL12-G02	12	1/4"
MPL12-G03	12	3/8"
MPL12-G04	12	1/2"
MPL14-G03	14	3/8"
MPL14-G04	14	1/2"
Tech Sheet 3130		

Extended Male Thread, BSPP

0315	OD mm	Thread
MPLL4-G01	4	1/8"
MPLL6-G01	6	1/8"
MPLL6-G02	6	1/4"
MPLL8-G01	8	1/8"
MPLL8-G02	8	1/4"
MPLL8-G03	8	3/8"
MPLL10-G02	10	1/4"
MPLL10-G03	10	3/8"
MPLL10-G04	10	1/2"
MPLL12-G02	12	1/4"
MPLL12-G03	12	3/8"
MPLL12-G04	12	1/2"
Tech Sheet 3130		

Male Stud Swivel Tees

Branch Male Thread, BSPP

0315	OD mm	Thread
MPB4-M5	4	M5
MPB4-G01	4	1/8"
MPB4-G02	4	1/4"
MPB6-M5	6	M5
MPB6-G01	6	1/8"
MPB6-G02	6	1/4"
MPB8-G01	8	1/8"
MPB8-G02	8	1/4"
MPB8-G03	8	3/8"
MPB8-G04	8	1/2"
MPB10-G02	10	1/4"
MPB10-G03	10	3/8"
MPB10-G04	10	1/2"
MPB12-G03	12	3/8"
MPB12-G04	12	1/2"
MPB14-G03	14	3/8"
MPB14-G04	14	1/2"
Tech Sheet 3130		

Single Banjos

Male Thread, Metric & BSPP

0315	OD mm	Thread
MPH4-M5	4	M5
MPH4-G01	4	1/8"
MPH6-G01	6	1/8"
MPH8-G01	8	1/8"
MPH8-G02	8	1/4"
Tech Sheet 3130		

Speed Control Valves

Tube x Metric & BSPP

0315	OD mm	Thread
MNSE4-M5	4	M5
MNSE4-G01	4	1/8"
MNSE4-G02	4	1/4"
MNSE6-G01	6	1/8"
MNSE6-G02	6	1/4"
MNSE8-G01	8	1/8"
MNSE8-G02	8	1/4"
MNSE8-G03	8	3/8"
MNSE10-G02	10	1/4"
MNSE10-G03	10	3/8"
MNSE10-G04	10	1/2"
MNSE12-G02	12	1/4"
MNSE12-G03	12	3/8"
MNSE12-G04	12	1/2"
Tech Sheet 3130		

ONE TOUCH ALL METAL PUSH-IN FITTINGS

Working Temperature:
-10°C to + 60°C
(dependent upon tubing specification)

Working Pressure:
0.8 to 8 bar (dependent upon tubing specification)

Tube connection and disconnection can be repeated several times and is performed with one hand, without the use of tools. Nickel plated brass bodies ensures anti-corrosion and anti-contamination.

Material: **Body and Collet:** Nickel plated brass
O-Ring: Nitrile
Threads: BSPT, BSPP and metric
Tube to Connect: PU, PE, nylon 6-11-12
Fluid: Compressed air

Tube x Tube Connectors

Equal Straights

0315	OD mm
MPUC-4	4
MPUC-6	6
MPUC-8	8
MPUC-10	10
MPUC-12	12
MPUC-14	14
Tech Sheet 3130	

Unequal Straights

0315	OD mm	OD mm
MPG6-4	6	4
MPG8-6	8	6
MPG10-8	10	8
MPG12-10	12	10
Tech Sheet 3130		

Equal Elbows

0315	OD mm
MPUL-4	4
MPUL-6	6
MPUL-8	8
MPUL-10	10
MPUL-12	12
MPUL-14	14
Tech Sheet 3130	

Equal Tees

0315	OD mm
MPUT-4	4
MPUT-6	6
MPUT-8	8
MPUT-10	10
MPUT-12	12
MPUT-14	14
Tech Sheet 3130	

Equal Ys

0315	OD mm
MPY-6	6
MPY-8	8
Tech Sheet 3130	

Equal Bulkheads

0315	OD mm
MPM-4	4
MPM-6	6
MPM-8	8
MPM-10	10
MPM-12	12
Tech Sheet 3130	

Tube x Stem Connectors

Straight, Tube x Stem

0315	Stem OD mm	OD mm
MPJG6-4	6	4
MPJG8-4	8	4
MPJG8-6	8	6
MPJG10-4	10	4
MPJG10-6	10	6
MPJG10-8	10	8
MPJG12-8	12	8
MPJG12-10	12	10
Tech Sheet 3130		

Standpipes

Male Thread, BSPP

0315	Stem OD mm	Thread
MPCJ4-G01	4	1/8"
MPCJ4-G02	4	1/4"
MPCJ6-G01	6	1/8"
MPCJ6-G02	6	1/4"
MPCJ8-G02	8	1/4"
MPCJ8-G03	8	3/8"
MPCJ8-G04	8	1/2"
MPCJ10-G02	10	1/4"
MPCJ10-G03	10	3/8"
MPCJ10-G04	10	1/2"
MPCJ12-G02	12	1/4"
MPCJ12-G03	12	3/8"
MPCJ12-G04	12	1/2"
Tech Sheet 3130		

Female Thread, BSPP

0315	Stem OD mm	Thread
MPCFJ4-G01	4	1/8"
MPCFJ4-G02	4	1/4"
MPCFJ6-G01	6	1/8"
MPCFJ6-G02	6	1/4"
MPCFJ8-G02	8	1/4"
MPCFJ8-G03	8	3/8"
MPCFJ8-G04	8	1/2"
MPCFJ10-G02	10	1/4"
MPCFJ10-G03	10	3/8"
MPCFJ10-G04	10	1/2"
MPCFJ12-G02	12	1/4"
MPCFJ12-G03	12	3/8"
MPCFJ12-G04	12	1/2"
Tech Sheet 3130		

Shut Off Valves

Tube x Tube

0315	OD mm
MNSF04	4
MNSF06	6
MNSF08	8
MNSF10	10
MNSF12	12
Tech Sheet 3130	

LF 3600® PUSH-IN FITTINGS

All metal new LF 3600 (except sealing components) is compatible with many liquids and gases of average aggressiveness and is ideal for environments that require mechanical strength-incorporating high phosphorus chemical nickel plating that conforms to FDA standard (FOOD AND DRUG ADMINISTRATION).

Working Temperature:
-20°C to + 120°C

Maximum Working Pressure for Compressed Air:
20 bar

NOTE: Ideal for food applications.
These fittings represents only part of this new range, for full details please speak to our technical department.

Male Stud Fittings

BSPT

1014	OD mm	Thread
LE-3675 04 10	4	1/8"
LE-3675 04 13	4	1/4"
LE-3675 06 10	6	1/8"
LE-3675 06 13	6	1/4"
LE-3675 08 10	8	1/8"
LE-3675 08 13	8	1/4"
LE-3675 08 17	8	3/8"
LE-3675 10 13	10	1/4"
LE-3675 10 17	10	3/8"
LE-3675 10 21	10	1/2"
LE-3675 12 13	12	1/4"
LE-3675 12 17	12	3/8"
LE-3675 12 21	12	1/2"
LE-3675 14 17	14	3/8"
LE-3675 14 21	14	1/2"
Tech Sheet 1528		

Standpipe, BSPT

1014	Stem OD mm	Thread
LE-3621 04 10	4	1/8"
LE-3621 06 10	6	1/8"
LE-3621 06 13	6	1/4"
LE-3621 08 10	8	1/8"
LE-3621 08 13	8	1/4"
LE-3621 10 13	10	1/4"
LE-3621 10 17	10	3/8"
LE-3621 12 17	12	3/8"
LE-3621 12 21	12	1/2"
Tech Sheet 1528		

Elbow, BSPT

1014	OD mm	Thread
LE-3609 04 10	4	1/8"
LE-3609 04 13	4	1/4"
LE-3609 06 10	6	1/8"
LE-3609 06 13	6	1/4"
LE-3609 08 10	8	1/8"
LE-3609 08 13	8	1/4"
LE-3609 08 17	8	3/8"
LE-3609 10 13	10	1/4"
LE-3609 10 17	10	3/8"
LE-3609 12 13	12	1/4"
LE-3609 12 17	12	3/8"
LE-3609 12 21	12	1/2"
LE-3609 14 21	14	1/2"
Tech Sheet 1528		

Hexagon, Metric & BSPP

1014	OD mm	Thread
LE-3601 04 10	4	1/8"
LE-3601 04 52	4	M6 x 1
LE-3601 04 13	4	1/4"
LE-3601 04 56	4	M8 x 1
LE-3601 06 19	6	M5 x 0.8
LE-3601 06 10	6	1/8"
LE-3601 06 60	6	M10 x 1
LE-3601 06 13	6	1/4"
LE-3601 08 10	8	1/8"
LE-3601 08 13	8	1/4"
LE-3601 08 17	8	3/8"
LE-3601 10 13	10	1/4"
LE-3601 10 17	10	3/8"
LE-3601 10 21	10	1/2"
LE-3601 12 13	12	1/4"
LE-3601 12 17	12	3/8"
LE-3601 12 21	12	1/2"
LE-3601 14 17	14	3/8"
LE-3601 14 21	14	1/2"
Tech Sheet 1528		

Metric

1014	OD mm	Thread
LE-3681 04 19	4	M5 x 0.8
Tech Sheet 1528		

Extended Male Stud Elbow, Metric & BSPP

1014	OD mm	Thread
LE-3669 04 19	4	M5 x 0.8
LE-3669 04 10	4	1/8"
LE-3669 06 10	6	1/8"
LE-3669 06 13	6	1/4"
LE-3669 08 10	8	1/8"
LE-3669 08 13	8	1/4"
LE-3669 10 13	10	1/4"
LE-3669 10 17	10	3/8"
LE-3669 12 17	12	3/8"
LE-3669 14 21	14	1/2"
Tech Sheet 1528		

Standpipe, Metric & BSPP

1014	Stem OD mm	Thread
LE-3631 04 19	4	M5 x 0.8
LE-3631 04 10	4	1/8"
LE-3631 06 10	6	1/8"
LE-3631 06 13	6	1/4"
LE-3631 08 13	8	1/4"
LE-3631 10 13	10	1/4"
LE-3631 10 17	10	3/8"
LE-3631 10 21	10	1/2"
LE-3631 12 17	12	3/8"
LE-3631 12 21	12	1/2"
LE-3631 14 21	14	1/2"
Tech Sheet 1528		

LF 3600® PUSH-IN FITTINGS

Male Stud Fittings

Elbow, Metric & BSPP

1014	OD mm	Thread
LE-3699 04 19	4	M5 x 0.8
LE-3699 04 52	4	M6 x 1
LE-3699 04 13	4	1/4"
LE-3699 04 56	4	M8 x 1
LE-3699 06 10	6	1/8"
LE-3699 06 60	6	M10 x 1
LE-3699 06 13	6	1/4"
LE-3699 08 10	8	1/8"
LE-3699 08 13	8	1/4"
LE-3699 08 17	8	3/8"
LE-3699 10 13	10	1/4"
LE-3699 10 17	10	3/8"
LE-3699 12 13	12	1/4"
LE-3699 12 17	12	3/8"
LE-3699 12 21	12	1/2"
LE-3699 14 17	14	3/8"
Tech Sheet 1528		

Branch Tee, BSPT

1014	OD mm	Thread
LE-3608 06 10	6	1/8"
LE-3608 06 13	6	1/4"
LE-3608 08 13	8	1/4"
LE-3608 10 13	10	1/4"
LE-3608 12 17	12	3/8"
LE-3608 14 21	14	1/2"
Tech Sheet 1528		

Run Tee, BSPT

1014	OD mm	Thread
LE-3603 06 10	6	1/8"
LE-3603 06 13	6	1/4"
LE-3603 08 13	8	1/4"
LE-3603 10 13	10	1/4"
Tech Sheet 1528		

Branch Tee, BSPP

1014	OD mm	Thread
LE-3698 04 10	4	1/8"
LE-3698 06 13	6	1/4"
LE-3698 08 13	8	1/4"
LE-3698 14 21	14	1/2"
Tech Sheet 1528		

Run Tee, BSPP

1014	OD mm	Thread
LE-3693 06 10	6	1/8"
LE-3693 08 13	8	1/4"
Tech Sheet 1528		

Extended Stud Elbow, BSPT

1014	OD mm	Thread
LE-3629 04 10	4	1/8"
LE-3629 06 10	6	1/8"
LE-3629 06 13	6	1/4"
LE-3629 08 10	8	1/8"
LE-3629 08 13	8	1/4"
Tech Sheet 1528		

Female Stud Fittings

Female Stud Hexagon, Metric & BSPP

1014	OD mm	Thread
LE-3614 04 10	4	1/8"
LE-3614 04 13	4	1/4"
LE-3614 06 10	6	1/8"
LE-3614 06 13	6	1/4"
LE-3614 08 10	8	1/8"
LE-3614 08 13	8	1/4"
LE-3614 10 17	10	3/8"
LE-3614 12 17	12	3/8"
LE-3614 12 21	12	1/2"
Tech Sheet 1528		

Single Banjo c/w Bolt

Metric & BSPP

1014	OD mm	Thread
LE-3618 04 19	4	M5 x 0.8
LE-3618 04 10	4	1/8"
LE-3618 06 19	6	M5 x 0.8
LE-3618 06 10	6	1/8"
LE-3618 06 13	6	1/4"
LE-3618 08 10	8	1/8"
LE-3618 08 13	8	1/4"
LE-3618 10 17	10	3/8"
Tech Sheet 1528		

Equal Connectors

Tube x Tube

1014	OD mm
LE-3606 04 00	4
LE-3606 06 00	6
LE-3606 08 00	8
LE-3606 10 00	10
LE-3606 12 00	12
LE-3606 14 00	14
Tech Sheet 1528	

LF 3600® PUSH-IN FITTINGS

Equal Elbows

Tube x Tube

1014	OD mm
LE-3602 04 00	4
LE-3602 06 00	6
LE-3602 08 00	8
LE-3602 10 00	10
LE-3602 12 00	12
LE-3602 14 00	14
Tech Sheet 1528	

Equal Tees

Tube x Tube

1014	OD mm
LE-3604 04 00	4
LE-3604 06 00	6
LE-3604 08 00	8
LE-3604 10 00	10
LE-3604 12 00	12
LE-3604 14 00	14
Tech Sheet 1528	

Double Male Stem Connectors

Stem x Stem

1014	Stem OD mm
LE-3620 04 00	4
LE-3620 06 00	6
LE-3620 08 00	8
LE-3620 10 00	10
LE-3620 12 00	12
Tech Sheet 1528	

Equal Bulkhead Elbows

Tube x Tube

1014	OD mm
LE-3639 04 00	4
LE-3639 06 00	6
LE-3639 08 00	8
LE-3639 10 00	10
LE-3639 12 00	12
Tech Sheet 1528	

Bulkhead Connectors

Tube x Tube

1014	OD mm
LE-3616 04 00	4
LE-3616 06 00	6
LE-3616 08 00	8
LE-3616 10 00	10
LE-3616 12 00	12
LE-3616 14 00	14
Tech Sheet 1528	

Female, BSPP

1014	OD mm	Thread
LE-3636 06 10	6	1/8"
LE-3636 06 13	6	1/4"
LE-3636 08 10	8	1/8"
LE-3636 08 13	8	1/4"
LE-3636 10 17	10	3/8"
LE-3636 12 21	12	1/2"
Tech Sheet 1528		

Blanking Plugs

Tube

1014	Stem OD mm
LE-3626 04 00	4
LE-3626 06 00	6
LE-3626 08 00	8
LE-3626 10 00	10
LE-3626 12 00	12
Tech Sheet 1528	

Plug-in Fittings

Reducer, Tube x Stem

1014	OD mm	Stem OD mm
LE-3666 04 06	4	6
LE-3666 04 08	4	8
LE-3666 06 08	6	8
LE-3666 06 10	6	10
LE-3666 08 10	8	10
LE-3666 08 12	8	12
LE-3666 10 12	10	12
LE-3666 12 14	12	14
Tech Sheet 1528		

Increaser

1014	OD mm	Stem OD mm
LE-3668 06 04	6	4
Tech Sheet 1528		

Metric/Imperial Adaptor, Tube x Stem

1014	OD	Stem OD mm
LE-3667 06 56	1/4"	6
Tech Sheet 1528		

Stem x Hose Tail

1014	Stem OD	To Suit Hose ID mm
LE-3622 04 53	4	3.2
LE-3622 04 05	4	5
LE-3622 06 05	6	5
LE-3622 08 56	8	6.3
LE-3622 08 08	8	8
LE-3622 10 56	10	6.3
LE-3622 10 08	10	8
LE-3622 12 08	12	8
LE-3622 12 10	12	10
LE-3622 12 62	12	12.5
Tech Sheet 1528		

CENTRALISED LUBRICATION SYSTEM FITTINGS

This range of fittings has been designed for uses involving both rotation or linear movements which require lubrication.

Designed using Legris push-in technology, this range is produced with specific applications in mind, hence its:

- Emphasis on safety – the tube cannot be disconnected without using a spanner
- Nitrile seals on nut assemblies
- Sealing of tube by 2 O-rings in addition to the gripping teeth

Working Temperature: -40°C to +120°C

Working Pressure: Up to 60 bar

The characteristics provide a perfect component for such applications as:

- Lubrication circuits on industrial machinery: Wood industry, textile, paper, cement industry
- Lubrication on industrial equipment and vehicles (trucks)
- Lubrication on public works vehicles (mobile cranes) and agricultural equipment

Suitable Fluids: Lubricating oils, liquid or viscous greases, oil sprays

Material:
Body: Brass
Seals: Nitrile rubber

Equal Connectors

Equal Straights

1012	OD mm
LE-6106 04 00	4
LE-6106 06 00	6
LE-6106 08 00	8

Equal Tees

1012	OD mm
LE-6104 04 00	4

Copper Washers

1012	OD mm
LE-0138 08 00	8
LE-0138 10 00	10
LE-0138 12 00	12

Close Tolerance Rigid Nylon

25 Metre Coils, Black

6001	OD mm	ID mm	Bend Radius mm
1025L04 01 25	4	2.5	35
1025L06 01	6	4	45
1025L08 01 05	8	5	70
1025L08 01	8	6	65

Stud Couplings

Male Studs, BSPT

1012	OD mm	Thread
LE-6105 04 10	4	1/8"
LE-6105 06 10	6	1/8"
LE-6105 04 13	4	1/4"
LE-6105 06 13	6	1/4"

Male Studs, Metric Taper

1012	OD mm	Thread
LE-6105 04 52	4	M6 x 1
LE-6105 04 56	4	M8 x 1
LE-6105 04 57	4	M8 x 1.25
LE-6105 04 60	4	M10 x 1
LE-6105 06 60	6	M10 x 1

Male Studs, Metric Parallel

1012	OD mm	Thread
LE-6101 06 60	6	M10 x 1
LE-6101 06 65	6	M12 x 1

Female Studs, Metric Parallel

1012	OD mm	Thread
LE-6114 04 56	4	M8 x 1
LE-6114 06 56	6	M8 x 1

Male Stud Elbows, BSPT

1012	OD mm	Thread
LE-6179 04 10	4	1/8"
LE-6179 06 10	6	1/8"
LE-6179 04 13	4	1/4"
LE-6179 06 13	6	1/4"

Male Stud Elbows, Metric

1012	OD mm	Thread
LE-6179 04 52	4	M6 x 1
LE-6179 04 56	4	M8 x 1
LE-6179 04 57	4	M8 x 1.25
LE-6179 04 60	4	M10 x 1
LE-6179 06 65	6	M12 x 1
LE-6179 08 65	8	M12 x 1

50000 SERIES - BRASS PUSH-IN FITTINGS

Working Temperature: -20°C to +80°C

Maximum Working Pressure: -0.99 to 20 bar (290 psi)

Media: Suitable for compressed air and vacuum

Fittings with "Universal Short" thread are suitable for both taper as well as parallel threads like NPT, NPTF, BSPP and BSPT

Male Studs

Male Thread, Metric & BSPP

1020	OD mm	Thread
P2-3-M5	3	M5
P2-4-M5	4	M5
P2-4-1/8	4	1/8"
P2-4-1/4	4	1/4"
P2-5-M5	5	M5
P2-5-1/8	5	1/8"
P2-6-M5	6	M5
P2-6-1/8	6	1/8"
P2-6-1/4	6	1/4"
P2-6-3/8	6	3/8"
P2-6-1/2	6	1/2"
P2-8-1/8	8	1/8"
P2-8-1/4	8	1/4"
P2-8-3/8	8	3/8"
P2-8-1/2	8	1/2"
P2-10-1/4	10	1/4"
P2-10-3/8	10	3/8"
P2-10-1/2	10	1/2"
P2-12-1/4	12	1/4"
P2-12-3/8	12	3/8"
P2-12-1/2	12	1/2"
P2-14-3/8	14	3/8"
P2-14-1/2	14	1/2"
Tech Sheet 30106		

Male Thread, BSPT (Universal Short)

1020	OD mm	Thread
P1-4-1/8	4	1/8"
P1-4-1/4	4	1/4"
P1-5-1/8	5	1/8"
P1-5-1/4	5	1/4"
P1-6-1/8	6	1/8"
P1-6-1/4	6	1/4"
P1-6-3/8	6	3/8"
P1-6-1/2	6	1/2"
P1-8-1/8	8	1/8"
P1-8-1/4	8	1/4"
P1-8-3/8	8	3/8"
P1-8-1/2	8	1/2"
P1-10-1/4	10	1/4"
P1-10-3/8	10	3/8"
P1-10-1/2	10	1/2"
P1-12-1/4	12	1/4"
P1-12-3/8	12	3/8"
P1-12-1/2	12	1/2"
P1-14-3/8	14	3/8"
P1-14-1/2	14	1/2"
Tech Sheet 30106		

Universal, BSPT, BSPP & NPT (Round Body, Internal Hex)

1020	OD mm	Thread
P20-3-M5	3	M5
P20-4-M5	4	M5
P20-4-1/8	4	1/8"
P20-6-M5	6	M5
P20-6-1/8	6	1/8"
P20-6-1/4	6	1/4"
P20-8-1/8	8	1/8"
P20-8-1/4	8	1/4"
Tech Sheet 30106		

Female Studs

Female Thread, Metric & BSPP

1020	OD mm	Thread
P3-3-M5	3	M5
P3-4-M5	4	M5
P3-4-1/8	4	1/8"
P3-4-1/4	4	1/4"
P3-5-1/8	5	1/8"
P3-6-1/8	6	1/8"
P3-6-1/4	6	1/4"
P3-8-1/8	8	1/8"
P3-8-1/4	8	1/4"
P3-8-3/8	8	3/8"
P3-10-1/4	10	1/4"
P3-10-3/8	10	3/8"
P3-10-1/2	10	1/2"
P3-12-3/8	12	3/8"
P3-12-1/2	12	1/2"
Tech Sheet 30106		

Male Stud Elbows

Universal, BSPT, BSPP & NPT

1020	OD mm	Thread
P6-4-M5	4	M5
P6-4-1/8	4	1/8"
P6-5-1/8	5	1/8"
P6-6-1/8	6	1/8"
P6-6-1/4	6	1/4"
P6-8-1/8	8	1/8"
P6-8-1/4	8	1/4"
P6-10-1/4	10	1/4"
P6-10-3/8	10	3/8"
P6-12-1/4	12	1/4"
P6-12-3/8	12	3/8"
Tech Sheet 30106		

Male Stud Swivel Elbows

Extended Male Thread, BSPP

1020	OD mm	Thread
P51-6-18	6	1/8"
P51-6-14	6	1/4"
P51-8-14	8	1/4"
P51-8-38	8	3/8"
Tech Sheet 30106		

Extended Male, Universal, BSPT, BSPP & NPT

1020	OD mm	Thread
P50-4-18	4	1/8"
P50-6-18	6	1/8"
P50-6-14	6	1/4"
P50-8-18	8	1/8"
P50-8-14	8	1/4"
P50-10-38	10	3/8"
Tech Sheet 30106		

50000 SERIES - BRASS PUSH-IN FITTINGS

Working Temperature: -18°C to +70°C

Maximum Working Pressure: 20 bar (220 psi)

Media: Suitable for compressed air and vacuum

Fittings with "Universal Short" thread are suitable for both taper as well as parallel threads like NPT, NPTF, BSPP and BSPT

Male Stud Swivel Elbows

Male Thread, Metric & BSPP

1020	OD	Thread
P8-3-M5	3	M5
P8-4-M5	4	M5
P8-4-1/8	4	1/8"
P8-4-1/4	4	1/4"
P8-5-M5	5	M5
P8-5-1/8	5	1/8"
P8-6-M5	6	M5
P8-6-1/8	6	1/8"
P8-6-1/4	6	1/4"
P8-6-3/8	6	3/8"
P8-8-1/8	8	1/8"
P8-8-1/4	8	1/4"
P8-8-3/8	8	3/8"
P8-8-1/2	8	1/2"
P8-10-1/4	10	1/4"
P8-10-3/8	10	3/8"
P8-10-1/2	10	1/2"
P8-12-1/4	12	1/4"
P8-12-3/8	12	3/8"
P8-12-1/2	12	1/2"
P8-14-3/8	14	3/8"
P8-14-1/2	14	1/2"
Tech Sheet 30106		

Universal, BSPT, BSPP & NPT

1020	OD mm	Thread
P7-4-1/8	4	1/8"
P7-4-1/4	4	1/4"
P7-5-1/8	5	1/8"
P7-6-1/8	6	1/8"
P7-6-1/4	6	1/4"
P7-8-1/8	8	1/8"
P7-8-1/4	8	1/4"
P7-8-3/8	8	3/8"
P7-8-1/2	8	1/2"
P7-10-1/4	10	1/4"
P7-10-3/8	10	3/8"
P7-10-1/2	10	1/2"
P7-12-3/8	12	3/8"
P7-12-1/2	12	1/2"
P7-14-3/8	14	3/8"
P7-14-1/2	14	1/2"
Tech Sheet 30106		

Female Stud Elbows

Female Thread, BSPP

1020	OD mm	Thread
P14-4-18	4	1/8"
P14-4-14	4	1/4"
P14-6-18	6	1/8"
P14-6-14	6	1/4"
P14-8-18	8	1/8"
P14-8-14	8	1/4"
P14-8-38	8	3/8"
Tech Sheet 30106		

Male Stud Tees

Branch Male Thread, BSPT

1020	OD mm	Thread
P10-4-1/8	4	1/8"
P10-5-1/8	5	1/8"
P10-6-1/8	6	1/8"
P10-8-1/8	8	1/8"
P10-8-1/4	8	1/4"
P10-10-1/4	10	1/4"
P10-12-1/4	12	1/4"
P10-12-3/8	12	3/8"
Tech Sheet 30106		

Male Stud Swivel Tees

Branch Male Thread, Metric & BSPP

1020	OD mm	Thread
P12-4-M5	4	M5
P12-4-1/8	4	1/8"
P12-5-M5	5	M5
P12-5-1/8	5	1/8"
P12-6-M5	6	M5
P12-6-1/8	6	1/8"
P12-6-1/4	6	1/4"
P12-8-1/8	8	1/8"
P12-8-1/4	8	1/4"
P12-8-3/8	8	3/8"
P12-8-1/2	8	1/2"
P12-10-1/4	10	1/4"
P12-10-3/8	10	3/8"
P12-10-1/2	10	1/2"
P12-12-3/8	12	3/8"
P12-12-1/2	12	1/2"
P12-14-3/8	14	3/8"
P12-14-1/2	14	1/2"
Tech Sheet 30106		

Universal, BSPT, BSPP & NPT

1020	OD mm	Thread
P11-5-1/8	5	1/8"
P11-6-1/8	6	1/8"
P11-6-1/4	6	1/4"
P11-8-1/8	8	1/8"
P11-8-1/4	8	1/4"
P11-8-3/8	8	3/8"
P11-8-1/2	8	1/2"
P11-10-1/4	10	1/4"
P11-10-3/8	10	3/8"
P11-10-1/2	10	1/2"
P11-12-3/8	12	3/8"
P11-12-1/2	12	1/2"
P11-14-3/8	14	3/8"
P11-14-1/2	14	1/2"
Tech Sheet 30106		

50000 SERIES - BRASS PUSH-IN FITTINGS

Working Temperature: -18°C to +70°C

Maximum Working Pressure: 20 bar (220 psi)

Media: Suitable for compressed air and vacuum

Fittings with "Universal Short" thread are suitable for both taper as well as parallel threads like NPT, NPTF, BSPP and BSPT

Male Stud Swivel Tees

Run Male Thread, Metric & BSPP

1020	OD mm	Thread
P45-4-M5	4	M5
P45-5-1/8	5	1/8"
P45-6-M5	6	M5
P45-6-1/8	6	1/8"
P45-6-1/4	6	1/4"
P45-8-1/8	8	1/8"
P45-8-1/4	8	1/4"
Tech Sheet 30106		

Universal, BSPT, BSPP & NPT

1020	OD mm	Thread
P44-4-1/8	4	1/8"
P44-6-1/8	6	1/8"
P44-6-1/4	6	1/4"
P44-8-1/8	8	1/8"
P44-8-1/4	8	1/4"
P44-10-3/8	10	3/8"
P44-12-3/8	12	3/8"
Tech Sheet 30106		

Straight Connectors

Equal Tube x Tube

1020	OD mm
P4-3	3
P4-4	4
P4-5	5
P4-6	6
P4-8	8
P4-10	10
P4-12	12
P4-14	14
Tech Sheet 30106	

Unequal Tube x Tube

1020	OD mm
P4-6-4	6-4
P4-8-6	8-6
Tech Sheet 30106	

Equal Elbows

Tube x Tube

1020	OD mm
P9-3	3
P9-4	4
P9-5	5
P9-6	6
P9-8	8
P9-10	10
P9-12	12
P9-14	14
Tech Sheet 30106	

Equal Bulkhead Connectors

Tube x Tube

1020	OD mm	Thread
P5-3	3	M10 x 1
P5-4	4	M12 x 1
P5-5	5	M14 x 1
P5-6	6	M14 x 1
P5-8	8	M16 x 1
P5-10	10	M20 x 1
P5-12	12	M22 x 1
Tech Sheet 30106		

Equal Tees

Tube x Tube

1020	OD mm
P16-3	3
P16-4	4
P16-5	5
P16-6	6
P16-8	8
P16-10	10
P16-12	12
P16-14	14
Tech Sheet 30106	

Equal Ys

Tube x Tube

1020	OD mm
P21-3	3
P21-4	4
P21-5	5
P21-6	6
P21-8	8
P21-10	10
Tech Sheet 30106	

Stem Adaptor

Metric & BSPP

1020	Stem OD mm	Thread
P30-4-M5	4	M5
P30-4-1/8	4	1/8"
P30-5-M5	5	M5
P30-5-1/8	5	1/8"
P30-5-1/4	5	1/4"
P30-6-M5	6	M5
P30-6-1/8	6	1/8"
P30-6-1/4	6	1/4"
P30-8-1/8	8	1/8"
P30-8-1/4	8	1/4"
P30-8-3/8	8	3/8"
P30-10-1/4	10	1/4"
P30-10-3/8	10	3/8"
P30-12-1/4	12	1/4"
P30-12-3/8	12	3/8"
Tech Sheet 30106		

Reducers

Tube x Stem

1020	OD mm	Stem OD mm
P32-4-3	3	4
P32-5-4	4	5
P32-6-4	4	6
P32-6-5	5	6
P32-8-6	6	8
P32-10-8	8	10
P32-12-8	8	12
P32-12-10	10	12
Tech Sheet 30106		

50000 SERIES, BRASS PUSH-IN FITTINGS

Working Temperature: -18°C to +70°C

Maximum Working Pressure: 20 bar (220 psi)

Media: Suitable for compressed air and vacuum

Single Banjo Body, 1 Outlet

Bolt Thread, Metric & BSPP

1020	OD mm	Thread
P17-4-M5	4	M5
P17-4-1/8	4	1/8"
P17-6-M5	6	M5
P17-6-1/8	6	1/8"
P17-6-1/4	6	1/4"
P17-8-1/8	8	1/8"
P17-8-1/4	8	1/4"
P17-8-3/8	8	3/8"
P17-10-1/4	10	1/4"
P17-12-3/8	12	3/8"

Tech Sheet 30106

5 Way Manifolds

BSPP

1020	OD mm	Thread
P39-4-1/8	4	1/8"
P39-6-1/8	6	1/8"
P39-6-1/4	6	1/4"
P39-8-1/4	8	1/4"

Tech Sheet 30106

Disassembling Tool

1020
P43

Tech Sheet 30106

Single Banjo Assembly, 1 Outlet

Bolt Thread, Metric & BSPP

1020	OD mm	Thread
P22-4-M5	4	M5
P22-4-1/8	4	1/8"
P22-5-M5	5	M5
P22-5-1/8	5	1/8"
P22-6-M5	6	M5
P22-6-1/8	6	1/8"
P22-6-1/4	6	1/4"
P22-8-1/8	8	1/8"
P22-8-1/4	8	1/4"
P22-8-3/8	8	3/8"
P22-10-1/4	10	1/4"
P22-10-3/8	10	3/8"
P22-12-3/8	12	3/8"

Tech Sheet 30106

Double Banjo Assembly, 2 Outlets

Bolt Thread, BSPP

1020	OD mm	Thread
P23-4-1/8	4	1/8"
P23-6-1/8	6	1/8"
P23-6-1/4	6	1/4"
P23-8-1/8	8	1/8"
P23-8-1/4	8	1/4"
P23-8-3/8	8	3/8"
P23-10-1/4	10	1/4"
P23-12-3/8	12	3/8"

Tech Sheet 30106

Triple Banjo Assembly, 3 Outlets

Bolt Thread, BSPP

1020	OD mm	Thread
P24-6-1/8	6	1/8"
P24-6-1/4	6	1/4"
P24-8-1/4	8	1/4"

Tech Sheet 30106

Double Banjo Tee Assembly, 4 Outlets

Bolt Thread, BSPP

1020	OD mm	Thread
P26-6-1/4	6	1/4"
P26-8-1/4	8	1/4"

Tech Sheet 30106

Double Banjo Tee Assembly, 6 Outlets

Bolt Thread, BSPP

1020	OD mm	Thread
P27-8-1/4	8	1/4"

Tech Sheet 30106

Swivel Single Banjo Assembly, 1 Outlet

Bolt Thread, Metric & BSPP

1020	OD mm	Thread
P28-4-M5	4	M5
P28-4-1/8	4	1/8"
P28-5-M5	5	M5
P28-5-1/8	5	1/8"
P28-5-1/4	5	1/4"
P28-6-M5	6	M5
P28-6-1/8	6	1/8"
P28-6-1/4	6	1/4"
P28-8-1/8	8	1/8"
P28-8-1/4	8	1/4"
P28-10-1/4	10	1/4"

Tech Sheet 30106

Swivel Double Banjo Tee Assembly, 2 Outlets

Bolt Thread, BSPP

1020	OD mm	Thread
P29-4-1/8	4	1/8"
P29-6-1/8	6	1/8"

Tech Sheet 30106

50000 SERIES BRASS PUSH-IN FITTINGS

Working Temperature: -20°C to +80°C

Maximum Working Pressure: 20 bar
Vacuum: -0.99 bar

Material:
Body and Collet: Robust nickel plated brass body and Acetalic resin collet

O-Ring: Nitrile
Media: Compressed air

Fittings with "Universal Short" thread are suitable for both taper as well as parallel threads like NPT, NPTF, BSPP and BSPT

Elbows

Equal

1025	OD mm
50130N4	4
50130N6	6
50130N8	8
50130N10	10
50130N12	12
50130N14	14

Male Swivel Elbows

Universal, BSPT, BSPP & NPT

1025	OD mm	Thread
50111N4-1/8	4	1/8"
50111N4-1/4	4	1/4"
50111N6-1/8	6	1/8"
50111N6-1/4	6	1/4"
50111N8-1/8	8	1/8"
50111N8-1/4	8	1/4"
50111N8-3/8	8	3/8"
50111N8-1/2	8	1/2"
50111N10-1/4	10	1/4"
50111N10-3/8	10	3/8"
50111N10-1/2	10	1/2"
50111N12-3/8	12	3/8"
50111N12-1/2	12	1/2"
50111N14-3/8	14	3/8"
50111N14-1/2	14	1/2"

Female Swivel Elbows

BSPP

1025	OD mm	Thread
50106N4-1/8	4	1/8"
50106N4-1/4	4	1/4"
50106N6-1/8	6	1/8"
50106N6-1/4	6	1/4"
50106N8-1/8	8	1/8"
50106N8-1/4	8	1/4"
50106N8-3/8	8	3/8"

Tees

Equal

1025	OD mm
50230N4	4
50230N6	6
50230N8	8
50230N10	10
50230N12	12
50230N14	14

Male Swivel Tees

Universal, BSPT, BSPP & NPT

1025	OD mm	Thread
50211N4-1/8	4	1/8"
50211N4-1/4	4	1/4"
50211N6-1/8	6	1/8"
50211N6-1/4	6	1/4"
50211N8-1/8	8	1/8"
50211N8-1/4	8	1/4"
50211N8-3/8	8	3/8"
50211N8-1/2	8	1/2"
50211N10-1/4	10	1/4"
50211N10-3/8	10	3/8"
50211N10-1/2	10	1/2"
50211N12-3/8	12	3/8"
50211N12-1/2	12	1/2"
50211N14-3/8	14	3/8"
50211N14-1/2	14	1/2"

Male Swivel Offset Tees

Universal, BSPT, BSPP & NPT

1025	OD mm	Thread
50223N4-1/8	4	1/8"
50223N4-1/4	4	1/4"
50223N6-1/8	6	1/8"
50223N6-1/4	6	1/4"
50223N8-1/8	8	1/8"
50223N8-1/4	8	1/4"
50223N8-3/8	8	3/8"
50223N8-1/2	8	1/2"
50223N10-1/4	10	1/4"
50223N10-3/8	10	3/8"
50223N10-1/2	10	1/2"
50223N12-3/8	12	3/8"
50223N12-1/2	12	1/2"

Male Swivel Banjo

BSPP & Metric

1025	OD mm	Thread
50550N4-M5	4	M5
50550N4-1/8	4	1/8"
50550N6-M5	6	M5
50550N6-1/8	6	1/8"
50550N6-1/4	6	1/4"
50550N8-1/8	8	1/8"
50550N8-1/4	8	1/4"
50550N8-3/8	8	3/8"
50550N10-1/4	10	1/4"
50550N10-3/8	10	3/8"
50550N12-3/8	12	3/8"

Y Connectors

Equal

1025	OD mm
50310N4	4
50310N6	6
50310N8	8
50310N10	10

Straight Connector

Equal

1025	OD mm
50040N4	4
50040N6	6
50040N8	8
50040N10	10
50040N12	12

Unequal

1025	OD mm	OD mm
50040N6-4	4	6
50040N8-6	6	8
50040N10-8	8	10
50040N12-10	10	12

Reducer

Tube x Stem Reducers

1025	OD mm	OD mm
50700N6-4	6	4
50700N8-4	8	4
50700N8-6	8	6
50700N10-4	10	4
50700N10-6	10	6
50700N10-8	10	8
50700N12-8	12	8
50700N12-10	12	10

55000 SERIES METAL BODY PUSH-IN FITTINGS

Working Temperature: -20°C to +80°C

Maximum Working Pressure: 20 bar

Vacuum: -0.99 bar

BSPT in conformity with ISO 7.1, BS 21, DIN 2999.
BSPP in conformity with ISO 228 Class A.
Metric in conformity with ISO R/262.
Fittings with "Universal Short" thread are suitable for both taper as well as parallel threads like NPT, NPTF, BSPP and BSPT.

Straight Male Adaptors

This is a Taper Thread designed so that its suitable for BSPT, BSPP, NPTF and Metric.

Universal, BSPT, BSPP & NPT

1020	OD mm	Thread
5500000001	4	1/8"
5500000013	4	1/4"
5500000002	5	1/8"
5500000003	5	1/4"
5500000004	6	1/8"
5500000005	6	1/4"
5500000014	6	3/8"
5500000015	6	1/2"
5500000006	8	1/8"
5500000007	8	1/4"
5500000008	8	3/8"
5500000016	8	1/2"
5500000009	10	1/4"
5500000010	10	3/8"
5500000017	10	1/2"
5500000011	12	1/4"
5500000012	12	3/8"
5500000018	12	1/2"
5500000019	14	3/8"
5500000020	14	1/2"
Tech Sheet 10709		

Universal, BSPT, BSPP & NPT

1020	OD mm	Thread
5501000001	4	1/8"
5501000002	6	1/8"
5501000003	6	1/4"
5501000004	8	1/8"
5501000005	8	1/4"
Tech Sheet 10709		

(Hex Body) Metric & BSPP

1020	OD mm	Thread
5002000N01	4	M5
5002000N02	4	1/8"
5002000N22	4	1/4"
5002000N18	5	M5
5002000N19	5	1/8"
5002000N20	6	M5
5002000N12	6	M12 x 1
5002000N13	6	M12 x 1.25
5002000N14	6	M12 x 1.5
5002000N03	6	1/8"
5002000N04	6	1/4"
5002000N27	6	3/8"
5002000N28	6	1/2"
5002000N17	8	M12 x 1.5
5002000N05	8	1/8"
5002000N06	8	1/4"
5002000N07	8	3/8"
5002000N29	8	1/2"
5002000N08	10	1/4"
5002000N09	10	3/8"
5002000N31	10	1/2"
5002000N32	12	1/4"
5002000N11	12	3/8"
5002000N23	12	1/2"
5002000N24	14	3/8"
5002000N25	14	1/2"
Tech Sheet 10709		

Straight Female Adaptors

(Hex Body) Metric & BSPT

1020	OD mm	Thread
5003000N08	4	M5
5003000N01	4	1/8"
5003000N09	4	1/4"
5003000N06	5	1/8"
5003000N02	6	1/8"
5003000N03	6	1/4"
5003000N04	8	1/8"
5003000N05	8	1/4"
5003000N10	8	3/8"
5003000N11	10	1/4"
5003000N12	10	3/8"
5003000N13	10	1/2"
5003000N14	12	3/8"
5003000N15	12	1/2"
Tech Sheet 10709		

Bulkhead Connectors

Tube x Tube

1020	OD mm	Thread Size:
5005000N01	4	M12X1
5005000N06	5	M14X1
5005000N02	6	M14X1
5005000N03	8	M16X1
5005000N04	10	M20X1
5005000N05	12	M22X1
Tech Sheet 10709		

58000 SERIES HIGH PRESSURE LUBRICATION FITTINGS

Working Temperature:
-30°C to +150°C

Maximum Working Pressure:
150 bar

Maximum Working Pressure for compressed air:
30 bar

Maximum Working Pressure for fluids
150 bar

- Nickel plated brass collet and body
- Compressed air, oil and grease
- PA6, PA11, PA12 polyethylene, polyurethane (polyurethane hoses require a minimum hardness of 98 shore)

Male Adaptors

Metric & BSPT

1020	OD mm	Thread
58000-4-M6	4	M6 x 1
58000-4-M8	4	M8 x 1
58000-4-M10	4	M10 x 1
58000-4-1/8	4	1/8"
58000-6-M6	6	M6 x 1
58000-6-M8	6	M8 x 1
58000-6-M10	6	M10 x 1
58000-6-1/8	6	1/8"

Swivel Elbow Adaptors

Metric & BSPT

1020	OD mm	Thread
58110-4-M6	4	M6 x 1
58110-4-M8	4	M8 x 1
58110-4-M10	4	M10 x 1
58110-4-1/8	4	1/8"
58110-6-M6	6	M6 x 1
58110-6-M8	6	M8 x 1
58110-6-M10	6	M10 x 1
58110-6-1/8	6	1/8"

Elbow Adaptors

Metric & BSPP

1020	OD mm	Thread
58100-4-M6	4	M6 x 1
58100-4-M8	4	M8 x 1
58100-4-M10	4	M10 x 1
58100-4-1/8	4	1/8"
58100-6-M6X1	6	M6 x 1
58100-6-M8X1	6	M8 x 1
58100-6-M10X1	6	M10 x 1
58100-6-1/8	6	1/8"

Straight Connectors

Tube x Tube

1020	OD mm	OD mm
58040-4	4	4
58040-6	6	6

89000 SERIES IMPERIAL TUBE FITTINGS

Working Temperature:
-20°c to +80°C

Working Pressure:
-0.99 bar to 20 bar

Fittings with "Short" tapered thread allow assembly with tapered as well as parallel threads (BSPT, NPT and BSPP) and have a reduced overall height.

The clamping washer made in stainless steel ensures the perfect grip on the tube with all kinds of material without damage to the surface.

The connection between the tube and the fitting ensure a tight seal even in severe conditions such as impact and vibration.

The design of the geometric seal ensures the perfect fit for vacuum applications

Suitable to be used with PA6, PA11, PA12, Polyethylene, Polyurethane (minimum hardness of 98 shore).

Material:
Body: Brass nickel plated
Collet: Brass nickel plated
Capsule: Brass nickel plated
Clamping Washer: Stainless steel 301
Media: Compressed air, vacuum, water

Straight Male Adaptors

This is a taper thread designed so that its suitable for BSPT, BSPP, NPTF and metric.

Universal Short Thread Type

1020	OD	Thread
8900000001	1/8"	1/8"
8900000002	1/8"	1/4"
8900000003	5/32"	1/8"
8900000004	5/32"	1/4"
8900000005	1/4"	1/8"
8900000006	1/4"	1/4"
8900000007	1/4"	3/8"
8900000008	5/16"	1/8"
8900000009	5/16"	1/4"
8900000010	5/16"	3/8"
8900000011	3/8"	1/8"
8900000012	3/8"	1/4"
8900000013	3/8"	3/8"
8900000014	3/8"	1/2"
8900000015	1/2"	1/8"
8900000016	1/2"	1/4"
8900000017	1/2"	3/8"
8900000018	1/2"	1/2"
Tech Sheet 10707		

Straight Female Adaptors

NPT

1020	OD	Thread
8903000001	1/8"	1/8"
8903000002	1/8"	1/4"
8903000003	5/32"	1/8"
8903000004	5/32"	1/4"
8903000005	1/4"	1/8"
8903000006	1/4"	1/4"
8903000007	3/8"	1/4"
8903000008	3/8"	3/8"
Tech Sheet 10707		

Swivel Male Elbows

This is a taper thread designed so that its suitable for BSPT, BSPP, NPTF and metric.

Universal Short Thread Type

1020	OD	Thread
8911100001	1/8"	1/8"
8911100002	1/8"	1/4"
8911100003	5/32"	1/8"
8911100004	5/32"	1/4"
8911100005	1/4"	1/8"
8911100006	1/4"	1/4"
8911100007	1/4"	3/8"
8911100008	5/16"	1/8"
8911100009	5/16"	1/4"
8911100011	3/8"	1/8"
8911100012	3/8"	1/4"
8911100013	3/8"	3/8"
8911100014	3/8"	1/2"
8911100015	1/2"	1/4"
8911100016	1/2"	3/8"
8911100017	1/2"	1/2"
Tech Sheet 10707		

Swivel Female Elbows

NPT

1020	OD	Thread
8910600001	5/32"	1/8"
8910600002	1/4"	1/4"
8910600003	5/32"	1/8"
8910600004	1/4"	1/4"
8910600005	3/8"	1/8"
8910600006	3/8"	1/4"
Tech Sheet 10707		

Swivel Tee Male Centre Leg

This is a taper thread designed so that its suitable for BSPT, BSPP, NPTF and metric.



Universal Short Thread Type

1020	OD	Thread
8921100001	1/8"	1/8"
8921100005	1/4"	1/8"
8921100006	1/4"	1/4"
8921100007	1/4"	3/8"
8921100014	3/8"	1/8"
8921100008	3/8"	1/4"
8921100009	3/8"	3/8"
8921100010	3/8"	1/2"
8921100011	1/2"	1/4"
8921100012	1/2"	3/8"
8921100013	1/2"	1/2"
Tech Sheet 10707		

AIGNEP

For **PRO3**
see page **420**

89000 SERIES IMPERIAL TUBE FITTINGS

Working Temperature:
-20°c to +80°C

Working Pressure:
-0.99 bar to 20 bar

The clamping washer made in stainless steel ensures the perfect grip on the tube with all kinds of material without damage to the surface.

The connection between the tube and the fitting ensure a tight seal even in severe conditions such as impact and vibration.

The design of the geometric seal ensures the perfect fit for vacuum applications.

Suitable to be used with PA6, PA11, PA12, polyethylene, polyurethane (minimum hardness of 98 shore).

Material:
Body: Brass nickel plated
Collet: Brass nickel plated
Capsule: Brass nickel plated
Clamping Washer: Stainless steel 301
Media: Compressed air, vacuum, water

Straight Male Adaptors

Tube x Tube

1020	OD
8904000001	1/8"
8904000002	5/32"
8904000004	1/4"
8904000005	5/16"
8904000007	3/8"
8904000008	1/2"

Tech Sheet 10707

Equal Elbows

Tube x Tube

1020	OD
8913000001	1/8"
8913000002	5/32"
8913000003	1/4"
8913000004	5/16"
8913000005	3/8"
8913000006	1/2"

Tech Sheet 10707

Equal Bulkheads

Tube x Tube

1020	OD
8905000001	1/8"
8905000003	1/4"
8905000004	5/16"
8905000005	3/8"
8905000006	1/2"

Tech Sheet 10707

Unequal Straight Male Adaptors

Tube x Tube

1020	OD	OD
8904000003	1/4"	5/32"
8904000006	3/8"	1/4"
8904000009	3/8"	1/2"

Tech Sheet 10707

Equal Tees

Tube x Tube

1020	OD
8923000001	1/8"
8923000003	1/4"
8923000004	5/16"
8923000005	3/8"
8923000006	1/2"

Tech Sheet 10707

Stem Reducers

Tube x Tube

1020	Stem OD	OD
8970000001	1/4"	1/8"
8970000002	1/4"	5/32"
8970000003	3/8"	1/4"
8970000004	1/2"	1/4"
8970000005	1/2"	3/8"

Tech Sheet 10707

FT PRO®

For **Stainless Steel Mini Cylinders** see page **457**

FOOD GRADE PUSH-IN FITTINGS

Working Temperature: -15°C to +190°C

Working Pressure: -0.99 to 20 bar

Brass nickel plated fittings designed for the food industr .
Suitable for compressed air, vacuum and water.

Straight Adaptors

Male Thread, Metric & BSPP

1020	OD mm	Thread
70020-4-M5	4	M5
70020-4-1/8	4	1/8"
70020-6-1/8	6	1/8"
70020-6-1/4	6	1/4"
70020-8-1/8	8	1/8"
70020-8-1/4	8	1/4"
70020-10-1/4	10	1/4"
70020-10-3/8	10	3/8"
70020-12-3/8	12	3/8"
Tech Sheet 1905		

Swivel Elbows

Male Thread, Metric & BSPP

1020	OD mm	Thread
70116-4-M5	4	M5
70116-4-1/8	4	1/8"
70116-6-1/8	6	1/8"
70116-6-1/4	6	1/4"
70116-8-1/8	8	1/8"
70116-8-1/4	8	1/4"
70116-10-1/4	10	1/4"
70116-10-3/8	10	3/8"
70116-12-3/8	12	3/8"
Tech Sheet 1905		

Tee Connectors

Tube x Tube

1020	OD mm
70230-4	4
70230-6	6
70230-8	8
70230-10	10
70230-12	12
Tech Sheet 1905	

Straight Connectors

Tube x Tube

1020	OD mm
70040-4	4
70040-6	6
70040-8	8
70040-10	10
70040-12	12
Tech Sheet 1905	

Swivel Tees

Male Thread, BSPT

1020	OD mm	Thread
70216-4-1/8	4	1/8"
70216-6-1/8	6	1/8"
70216-6-1/4	6	1/4"
70216-8-1/8	8	1/8"
70216-8-1/4	8	1/4"
Tech Sheet 1905		

FT PRO

For **ISO 15552 Cylinders**
see pages **478-486**

PNEUFIT® PUSH-IN FITTINGS, METRIC

NORGREN

- Very compact units featuring retained collets and positive tube anchorage
- Silicone free O-ring seals
- Non-PTFE based thread sealant on all BSP taper threads
- Easy tube insertion for rapid assembly
- Positive tube anchorage
- For simple and quick assembly of pneumatic circuits
- Wide range of types available
- Reliable and corrosion resistant

Fluid: Compressed air

Body: Nickel plated brass **Washer (Banjo):** PA

Collet: Nickel plated brass **Thread Sealant:** Non-PTFE

O-Ring: VMQ free NBR **Tube Sizes:**

Warning: The push-in tube fittings in this section must not be used in vehicle air braking and ancillary systems

Tube Types: Positive tube anchorage

Warning: PA 11 or 12, PUR and other plasticised or unplasticised tubing which conforms to the tolerances specified in BS 5409, Part 1, 1976, light and normal dut , DIN 73378, DIN 74234, NFE 49-100

Working Temperature:
-20°C to +80°C

Maximum Working Pressure:
Vacuum – 18 bar unless otherwise stated (dependant upon tubing specification

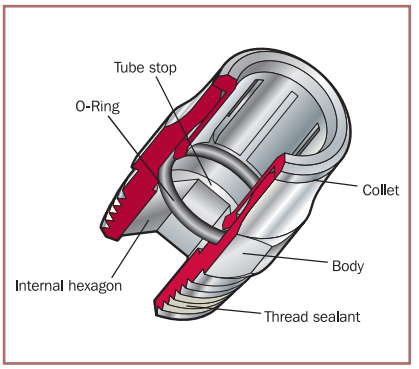

Straight Adaptors

BSPP & Metric

0038	OD mm	Thread
102250405	4	M5
102250418	4	1/8"
102250428	4	1/4"
102250605	6	M5
102250618	6	1/8"
102250628	6	1/4"
102250818	8	1/8"
102250828	8	1/4"
102250838	8	3/8"
102251018	10	1/8"
102251028	10	1/4"
102251038	10	3/8"
102251228	12	1/4"
102251238	12	3/8"

BSPT

0038	OD mm	Thread
101250418	4	1/8"
101250428	4	1/4"
101250618	6	1/8"
101250628	6	1/4"
101250818	8	1/8"
101250828	8	1/4"
101250838	8	3/8"
101251018	10	1/8"
101251028	10	1/4"
101251038	10	3/8"
101251228	12	1/4"
101251238	12	3/8"

Straight Stem Adaptors

BSPP

0038	OD mm	Thread
102150418	4	1/8"
102150618	6	1/8"
102150838	8	3/8"
102151028	10	1/4"
102151038	10	3/8"
102151248	12	3/8"

BSPT

0038	OD mm	Thread
101150418	4	1/8"
101150618	6	1/8"
101150628	6	1/4"
101150818	8	1/8"
101150828	8	1/4"
101151028	10	1/4"
101151038	10	3/8"
101151238	12	3/8"

Swivel Elbows

BSPT

0038	OD mm	Thread
101470418	4	1/8"
101470428	4	1/4"
101470618	6	1/8"
101470628	6	1/4"
101470638	6	3/8"
101470818	8	1/8"
101470828	8	1/4"
101470838	8	3/8"
101471018	10	1/8"
101471028	10	1/4"
101471038	10	3/8"
101471228	12	1/4"
101471238	12	3/8"

Elbow Connectors

Tube x Tube

0038	OD mm
100400400	4
100400600	6
100400800	8
100401000	10
100401200	12

Straight Connectors

Tube x Tube

0038	OD mm
100200400	4
100200600	6
100200800	8
100201000	10
100201200	12

Bulkhead Connectors

Tube x Tube

0038	OD mm
100290400	4
100290600	6
100290800	8
100291000	10
100291200	12

Tee Connectors

Tube x Tube

0038	OD mm
100600400	4
100600600	6
100600800	8
100601000	10
100601200	12

PNEUFIT® PUSH-IN FITTINGS, IMPERIAL

- For simple and quick assembly of pneumatic circuits
- Positive tube anchorage
- Wide range of types available
- Reliable and corrosion resistant

Medium: Compressed air

Collet and Body Manufactured from Bar:
Nickel plated brass to BS 2874: 1986 (CZ121)

Body Manufactured from Stamping:
Nickel plated brass to BS 2872: 1969 (CZ122)

Seal: Nitrile rubber

Tube Sizes: 1/8", 1/4", 3/8", 1/2" O/D

Warning:
The push-in tube fittings in this section must not be used in vehicle air braking and ancillary systems

Working Temperature:
-20°C to +80°C

Maximum Working Pressure:
Vacuum – 18 bar unless otherwise stated (dependant upon tubing specification

Straight Adaptors

BSPT

0038	OD	Thread
121250118	1/8"	1/8"
121250418	1/4"	1/8"
121250428	1/4"	1/4"
121250628	3/8"	1/4"
121250638	3/8"	3/8"

Straight Connectors

Tube x Tube

0038	OD
120200400	1/4"
120200600	3/8"

Bulkhead Connectors

Tube x Tube

0038	OD	Thread
120290400	1/4"	M12 x 1.0
120290600	3/8"	M20 x 1.5

Elbow Connectors

Tube x Tube

0038	OD
120400400	1/4"
120400600	3/8"

90º Swivel Elbow Adaptors

BSPT

0038	OD	Thread
121470418	1/4"	1/8"
121470428	1/4"	1/4"
121470628	3/8"	1/4"
121470638	3/8"	3/8"

Swivel Tee Adaptor

BSPT

0038	OD	Thread
121670418	1/4"	1/8"

Tee Connectors

Tube x Tube

0038	OD
120600300	3/16"
120600400	1/4"
120600600	3/8"

NORGREN

For **Olympian Plus Boxed Sets**
see page **683**

NON-RETURN VALVES & FITTINGS

Non-return Valves

- Allow free flow in one direction only
- Simple reliable design
- Low weight
- Low cracking pressure
- High operating pressure

Medium:
Compressed air, filtered, lubricated and non-lubricated, vacuum
Body:
Anodised aluminium
Collet:
Nickel plated brass
Spring:
Stainless steel
Seals:
Nitrile rubber
Valve and Insert:
Aluminium

Working Temperature:
-20°C to +80°C

Mounting:
Line mounted, push-In connection
Tubing Types:
Nylon 11 or 12. Polyurethane, and other plasticised or unplasticised tubing which conforms to the tolerances specified in BS 5409, part 1, 1976, light and normal duty, DIN 73378, DIN 74234, NFE 49100

Working Pressure:
-0.9 to 16 bar (dependent upon operating specification of tubing

T50 Series, In-line Push-in

0038	OD mm	Cracking Pressure Bar
T50P0004	4	0.03
T50P0006	6	0.03
T50P0008	8	0.03
T50P0010	10	0.03
T50P0012	12	0.03

Tech Sheet 20749

Blocking, Pressure Reducing & Pneumatic Sensor Fittings

- Very compact units
- Safer pneumatic systems
- Easy tube insertion for rapid assembly of pneumatic circuits
- BSP threads

Working Temperature:
0°C to +70°C

Operating Pressures:
Blocking Fitting:
Supply pressure: 1-10 bar

Pressure Reducing Fitting:
Primary pressure: 1-16 bar max.
Secondary pressure: 1-8 bar max.

Pressure Sensor Fitting:
Cylinder pressure (Pc): 10 bar max.
Sensor supply pressure: 3-10 bar

Tubing Types:
Nylon 11 or 12, polyurethane and other plasticised or unplasticised tubing which conforms to the tolerances specified in BS 5409, Part 1, 1976, light and normal duty, DIN 73378, DIN 74234, NFE 49-100

Cover (pilot thread): Brass
Lock rings: SUS
Main body: Brass
Case (female thread):
Zinc die-casting
Valve: SUS and NBR
Springs: SUS
Sealing: NBR

new product

Blocking Fitting, BSPP

0038	OD	Thread
102GA1818	1/8"	1/8"
102GA2828	1/4"	1/4"
102GA3838	3/8"	3/8"
102GA4848	1/2"	1/2"

Tech Sheet 71731

Banjo body: Aluminium
Retaining ring: PA
Banjo bolt and valve:
Brass - zinc plated
Washer: NBR

new product

Pressure Reducing Fitting, BSPP

0038	OD	Thread
102GB1818	1/8"	1/8"
102GB2828	1/4"	1/4"
102GB3838	3/8"	3/8"
102GB4848	1/2"	1/2"

Tech Sheet 71732

Body: PA
Banjo bolt: nickel plated brass
Washer: NBR and PU

Pneumatic Sensor Fitting, BSPP

0038	OD	Thread
102GD0418	4	1/8"
102GD0428	4	1/4"

Tech Sheet 71733

NORGREN

For **Norgren Excelon Plus** see pages **686-688**

FOOD GRADE FITTINGS

Series F Push-in Fittings, Safe for Use in the Food Industry

Brass parts are chemically treated with phosphorus nickel-plating according to the NSF®/ ANSI 51 standard of the food programme. The seals are made of FDA-approved FKM/FPM. Fittings contain no technopolymer, solving the problem of incompatibility with detergents and other chemicals.

The fittings can be used up to +150°C, making them suitable for high temperature applications other industries. The threads are cylindrical and under-head o-rings provide a pneumatic seal. This avoids the need for sealants (e.g. Teflon®) which could release solid fragments during screwing and unscrewing that would contaminate the environment or the fluid. Our fittings can be screwed and unscrewed any number of times and still remain clean and pneumatically sealed.

This choice of materials and treatments make these fittings suitable for use in the chemical, pharmaceutical, medical and electronics industry.

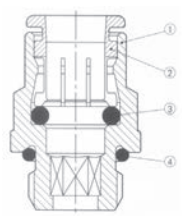

1. Body: chemically nickel plated brass to NSF®/ ANSI 51 standards
2. Gripper: chemically nickel plated brass to NSF®/ ANSI 51 standards
3. Fitting seal: FKM/FPM
4. Port seal: FKM/FPM

Temperature Range:
-20°C to +150°C (-4°F to 302°F)

Pressure:
-0.99 to 16 bar (-0.099 to 1.6 MPa)

Technical Features

- Threaded ports: M5, G1/8", G1/4", G3/8", G1/2"
- Pipe diameter: 4, 6, 8 and 10mm
- Recommended pipe: Rilsan PA 11, nylon 6, polyamide 12, polypropylene
- Under-head O-ring can be screwed and unscrewed any number of times; no fragments of Teflon® or sealant will contaminate the fluid
- Corrosion proof: chemical nickel-plating + FKM/FPM, compatible with numerous substances
- No plastic parts, so no risk of incompatibility

Male Stud

BSP Parallel x Tube

9186	Tube OD mm	Thread BSPP
2F01001	4	M5
2F01002	4	G1/8"
2F01003	4	G1/4"
2F01000	6	M5
2F01007	6	G1/8"
2F01008	6	G1/4"
2F01009	8	G1/8"
2F01010	8	G1/4"
2F01011	8	G3/8"
2F01012	10	G1/4"
2F01013	10	G3/8"
2F01022	10	G1/2"

Male Stud

BSP Tapered x Tube

9186	Tube OD mm	Thread BSPT
2F01C02	4	R1/8"
2F01C07	6	R1/8"
2F01C08	6	R1/4"
2F01C09	8	R1/8"
2F01C10	8	R1/4"
2F01C11	8	R3/8"
2F01C13	10	R1/4"
2F01C14	10	R3/8"

Straight Connector

Tube x Tube

9186	Tube OD mm	Bulkhead Thread
2F03001	4	M13 x 1
2F03003	6	M15 x 1
2F03004	8	M17 x 1
2F03005	10	M20 x 1

Equal Tee

Tube x Tube

9186	Tube OD mm
2F05001	4
2F05003	6
2F05004	8
2F05005	10

FOOD GRADE FITTINGS

Male Stud Swivel Elbow

BSP Parallel x Tube

9186	Thread BSPP	Tube OD mm
2F31001	M5	4
2F31002	G1/8"	4
2F31003	G1/4"	4
2F31007	M5	6
2F31008	G1/8"	6
2F31009	G1/4"	6
2F31010	G1/8"	8
2F31011	G1/4"	8
2F31012	G3/8"	8
2F31013	G1/4"	10
2F31014	G3/8"	10
2F31015	G1/2"	10

Bulkhead Connector

Tube x Tube

9186	Tube OD mm	Bulkhead Thread
2F11001	4	M13 x 1
2F11003	6	M15 x 1
2F11004	8	M17 x 1
2F11005	10	M20 x 1

Equal Elbow

Tube x Tube

9186	Tube OD mm
2F04001	4
2F04003	6
2F04004	8
2F04005	10

Male Stud Swivel Elbow

BSP Parallel x Tube

9186	Thread BSPT	Tube OD mm
2F31C02	R1/8"	4
2F31C03	R1/4"	4
2F31C08	R1/8"	6
2F31C09	R1/4"	6
2F31C10	R1/8"	8
2F31C11	R1/4"	8
2F31C12	R3/8"	8
2F31C13	R1/4"	10
2F31C14	R3/8"	10

Male Stem Adaptor

BSP Parallel x Tube

9186	Thread BSPP	Tube OD mm
2F06001	M5	4
2F06002	G1/8"	4
2F06003	G1/4"	4
2F06000	M5	6
2F06007	G1/8"	6
2F06008	G1/4"	6
2F06009	G1/8"	8
2F06010	G1/4"	8
2F06011	G3/8"	8
2F06012	G1/4"	10
2F06013	G1/4"	10

Male Stud Elbow

BSP Parallel x Tube

9186	Thread BSPT	Tube OD mm
2F39C02	R1/8"	4
2F39C08	R1/8"	6
2F39C09	R1/4"	6
2F39C10	R1/8"	8
2F39C11	R1/4"	8
2F39C12	R3/8"	8
2F39C13	R1/4"	10

Male Swivel Branch Tee

BSP Parallel x Tube

9186	Thread BSPP	Tube OD mm
2F32002	G1/8"	4
2F32008	G1/8"	6
2F32009	G1/4"	6
2F32010	G1/8"	8
2F32011	G1/4"	8
2F32012	G3/8"	8
2F32013	G1/4"	10
2F32014	G3/8"	10

Female Stud

BSP Parallel x Tube

9186	Thread BSPP	Tube OD mm
2F02001	G1/8"	4
2F02005	G1/8"	6
2F02006	G1/4"	6
2F02007	G1/8"	8
2F02008	G1/4"	8
2F02011	G1/4"	10

NICKEL PLATED BRASS & TECHNOPOLYMER

Push-in fittings by Metal Work are the best elements for connecting pipes and actuators.

Quick and easy to use, the Metal Work push-in fitting can be re-used thousands of times without affecting the pneumatic and mechanical seal in any way. It comes in various configurations and guarantees a virtually unlimited, highly flexible use. The clamping spring with its special shape grips the pipe without scratching or deforming it, which facilitates release.

In the fittings, the release bushing has patented screwdriver slots to facilitate release in applications not accessible to the fingers.



Technical Data

Threaded coupling	M3 - M5 - M7 - 1/8'' - 1/4'' - 3/8'' - 1/2''
Diameter	Ø 3mm - Ø 3.17mm - Ø 4mm - Ø 5mm - Ø 6mm - Ø 8mm - Ø 10mm - Ø 12mm - Ø 14mm
Temperature range for brass fittings	– 20 °C to + 80 °C
	– 4 °F to 176 °F
Temperature range for technopolymer fittings	– 20 °C to + 60 °C
	– 4 °F to 140 °F
Pressure range for brass fittings	– 0.99 bar ... 16 bar / – 0.099 MPa ... 1.6 MPa
Pressure range for technopolymer fittings	– 0.99 bar ... 12 bar / – 0.099 MPa ... 1.2 MPa
Recommended pipe	Rilsan PA 11 - Nylon 6 - Polyamide 12 - Polypropylene
Fluid	Vacuum - Compressed air

Components

1. Ring or release bushing: technopolymer
2. Locking bushing: brass or technopolymer
3. Body: brass or technopolymer
4. Clamping spring: stainless steel (for pipes Ø 3 and Ø 3.17 and R31 Ø 5 and R32 Ø 5: brass gripper)
5. Spring supporting ring: technopolymer
6. Seal: NBR

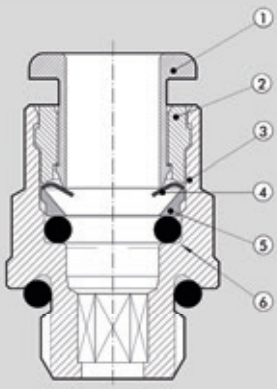

METRIC PUSH-IN FITTINGS, NICKEL PLATED BRASS

Male Stud

BSP Parallel x Tube

9150	Thread BSPP	Tube OD mm
2L01001	M5	4
2L01002	G1/8"	4
2L01003	G1/4"	4
2001005	G1/8"	5
2001006	G1/4"	5
2L01000	M5	6
2L01007	G1/8"	6
2L01008	G1/4"	6
2L01009	G1/8"	8
2L01010	G1/4"	8
2L01011	G3/8"	8
2L01012	G1/4"	10
2L01013	G3/8"	10
2001019	G1/4"	12
2001014	G3/8"	12
2001015	G1/2"	12
2001016	G3/8"	14
2001017	G1/2"	14
2L01018	G1/2"	10

Female Stud

BSP Parallel x Tube

9150	Thread BSPP	Tube OD mm
2L02001	G1/8"	4
2L02002	G1/4"	4
2002003	G1/8"	5
2002004	G1/4"	5
2L02005	G1/8"	6
2L02006	G1/4"	6
2L02007	G1/8"	8
2L02008	G1/4"	8
2L02009	G1/4"	10
2L02010	G3/8"	10
2L02011	G3/8"	12
2L02012	G1/2"	12

Male Stud

BSP Tapered x Tube

9150	Thread BSPT	Tube OD mm
2L01C02	R1/8"	4
2L01C07	R1/8"	6
2L01C08	R1/4"	6
2L01C09	R1/8"	8
2L01C10	R1/4"	8
2L01C11	R3/8"	8

Straight Connector

Tube x Tube

9150	Tube OD mm
2L03001	4
2003002	5
2L03003	6
2L03004	8
2L03005	10
2003006	12
2003007	14

Straight Connector, Reducing

Tube x Tube

9150	Tube OD mm	
2L03301	4	6
2L03302	4	8
2L03303	6	8
2L03304	6	10
2L03305	8	10
2L03306	6	12
2L03307	8	12
2L03308	10	12

Bulkhead Connector

Tube x Tube

9150	Bulkhead Thread	Tube OD mm
2L11001	M11	4
2011002	M14	5
2L11003	M13	6
2L11004	M15	8
2L11005	M17	10
2011006	M20	12
2011007	M24	14

Unequal Bulkhead Connector

Tube x Tube

9150	Tube OD mm	
2L11301	4	6
2L11302	4	8
2L11303	6	8
2L11304	6	10
2L11305	8	10
2L11306	6	12
2L11307	8	12
2L11308	10	12

Equal Elbow

Tube x Tube

9150	Tube OD mm
2L04001	4
2004002	5
2L04003	6
2L04004	8
2L04005	10
2004006	12
2004007	14

Equal Tee

Tube x Tube

9150	Tube OD mm
2L05001	4
2005002	5
2L05003	6
2L05004	8
2L05005	10
2005006	12
2005007	14

Equal Cross

Tube x Tube

9150	Tube OD mm
2L40003	6
2L40004	8

METRIC PUSH-IN FITTINGS, NICKEL PLATED BRASS

Male Stud Swivel Elbow

BSP Parallel x Tube

9150	Thread BSPP	Tube OD mm
2L31001	M5	4
2L31002	G1/8"	4
2L31003	G1/4"	4
2031004	M5	5
2031005	G1/8"	5
2031006	G1/4"	5
2L31007	M5	6
2L31008	G1/8"	6
2L31009	G1/4"	6
2L31010	G1/8"	8
2L31011	G1/4"	8
2L31012	G3/8"	8
2L31013	G1/4"	10
2L31014	G3/8"	10
2031016	G1/4"	12
2031017	G3/8"	12
2031018	G1/2"	12
2031019	G1/2"	14

Male Rotary Elbow

BSP Tapered x Tube

9150	Thread BSPT	Tube OD mm
2L31C02	R1/8"	4
2L31C03	R1/4"	4
2L31C08	R1/8"	6
2L31C09	R1/4"	6
2L31C10	R1/8"	8
2L31C11	R1/4"	8
2L31C12	R3/8"	8
2L31C13	R1/4"	10
2L31C14	R3/8"	10
2031C15	R3/8"	12
2031C16	R1/2"	12

Male Stud Elbow

BSP Tapered x Tube

9150	Thread BSPT	Tube OD mm
2L39C02	R1/8"	4
2L39C08	R1/8"	6
2L39C09	R1/4"	6
2L39C10	R1/8"	8
2L39C11	R1/4"	8
2L39C13	R1/4"	10

Male Stud Swivel Tee

BSP Parallel & Tube

9150	Thread BSPP	Tube OD mm
2L32002	G1/8"	4
2L32003	G1/4"	4
2032005	G1/8"	5
2L32008	G1/8"	6
2L32009	G1/4"	6
2L32010	G1/8"	8
2L32011	G1/4"	8
2L32012	G3/8"	8
2L32013	G1/4"	10
2L32014	G3/8"	10
2032017	G3/8"	12
2032018	G1/2"	12
2032019	G1/2"	14

Extension Stem

Stem x Stem

9150	Stem OD mm
2007001	4
2007002	5
2007003	6
2L07004	8
2007005	10
2007006	12
2007007	14

Stem Reducer

Stem x Tube

9150	Stem OD mm	Tube OD mm
2008001	5	4
2L08002	6	4
2008003	6	5
2L08004	8	4
2008005	8	5
2L08006	8	6
2L08007	10	6
2L08008	10	8
2008009	12	4
2008010	12	6
2008011	12	8
2008015	12	10
2008014	14	8
2008017	14	10
2008018	14	12

Male Stem Adaptor

BSP Parallel x Tube

9150	Thread BSPP	Stem OD mm
2006001	M5	4
2006002	G1/8"	4
2006003	G1/4"	4
2006004	M5	5
2006005	G1/8"	5
2006006	G1/4"	5
2006000	M5	6
2006007	G1/8"	6
2006008	G1/4"	6
2006009	G1/8"	8
2006010	G1/4"	8
2006011	G3/8"	8
2006012	G1/4"	10
2006013	G3/8"	10
2006019	G1/4"	12
2006014	G3/8"	12
2006015	G1/2"	12
2006016	G3/8"	14
2006017	G1/2"	14

SUPER-RAPID PUSH-IN FITTINGS

Material:
Body nickel plated brass. O-ring NBR seals PTFE/NBR/PA

Working Pressure:
0.8 to 16 bar

Male Stud Couplings

Sprint Parallel Male Stud, BSPP

0158	OD mm	Thread
S6510 4 1/8	4	1/8"
S6510 4 1/4	4	1/4"
S6510 5 1/8	5	1/8"
S6510 5 1/4	5	1/4"
S6510 6 1/8	6	1/8"
S6510 6 1/4	6	1/4"
S6510 8 1/8	8	1/8"
S6510 8 1/4	8	1/4"
S6510 8 3/8	8	3/8"
S6510 10 1/4	10	1/4"
S6510 10 3/8	10	3/8"
S6510 10 1/2	10	1/2"
S6510 12 1/4	12	1/4"
S6510 12 3/8	12	3/8"
S6510 12 1/2	12	1/2"
S6510 14 3/8	14	3/8"
S6510 14 1/2	14	1/2"
Tech Sheet 1861		

Parallel Male Stud, BSPP & Metric with O-Ring

0158	OD mm	Thread
6512 4 M5	4	M5
6512 4 M6	4	M6
6512 4 1/8	4	1/8"
6512 4 1/4	4	1/4"
6512 5 M5	5	M5
6512 6 M5	6	M5
6512 6 1/8	6	1/8"
6512 6 1/4	6	1/4"
6512 8 1/8	8	1/8"
6512 8 1/4	8	1/4"
6512 8 3/8	8	3/8"
6512 10 1/4	10	1/4"
6512 10 3/8	10	3/8"
6512 12 1/4	12	1/4"
6512 12 3/8	12	3/8"
Tech Sheet 1861		

Female Stud Couplings

Female Stud, BSPP & Metric

0158	OD mm	Thread
6463 4 M5	4	M5
6463 4 1/8	4	1/8"
6463 5 1/8	5	1/8"
6463 6 1/8	6	1/8"
6463 6 1/4	6	1/4"
6463 8 1/8	8	1/8"
6463 8 1/4	8	1/4"
6463 10 1/4	10	1/4"
Tech Sheet 1862		

Elbows

Sprint Taper Male Elbow, BSPT

0158	OD mm	Thread
S6500 4 1/8	4	1/8"
S6500 4 1/4	4	1/4"
S6500 5 1/8	5	1/8"
S6500 5 1/4	5	1/4"
S6500 6 1/8	6	1/8"
S6500 6 1/4	6	1/4"
S6500 8 1/8	8	1/8"
S6500 8 1/4	8	1/4"
S6500 8 3/8	8	3/8"
S6500 10 1/4	10	1/4"
S6500 10 3/8	10	3/8"
S6500 12 1/4	12	1/4"
S6500 12 3/8	12	3/8"
Tech Sheet 1863		

Sprint Swivel Parallel Male Stud, BSPP

0158	OD mm	Thread
S6520 4 1/8	4	1/8"
S6520 4 1/4	4	1/4"
S6520 5 1/8	5	1/8"
S6520 5 1/4	5	1/4"
S6520 6 1/8	6	1/8"
S6520 6 1/4	6	1/4"
S6520 8 1/8	8	1/8"
S6520 8 1/4	8	1/4"
S6520 8 3/8	8	3/8"
S6520 10 1/4	10	1/4"
S6520 10 3/8	10	3/8"
S6520 10 1/2	10	1/2"
S6520 12 1/4	12	1/4"
S6520 12 3/8	12	3/8"
S6520 12 1/2	12	1/2"
S6520 14 3/8	14	3/8"
S6520 14 1/2	14	1/2"
Tech Sheet 1863		

Swivel Parallel Male Elbow, BSPP & Metric with O-Ring

0158	OD mm	Thread
6522 4 M5	4	M5
6522 4 1/8	4	1/8"
6522 4 1/4	4	1/4"
6522 5 M5	5	M5
6522 6 M5	6	M5
6522 6 1/8	6	1/8"
6522 6 1/4	6	1/4"
6522 8 1/8	8	1/8"
6522 8 1/4	8	1/4"
6522 8 3/8	8	3/8"
6522 10 1/4	10	1/4"
6522 10 3/8	10	3/8"
6522 12 1/4	12	1/4"
6522 12 3/8	12	3/8"
Tech Sheet 1863		

SUPER-RAPID PUSH-IN FITTINGS

CAMOZZI Automation

Material:
Body nickel plated brass. O-ring NBR seals PTFE/NBR/PA

Working Pressure:
0.8 to 16 bar

Tees

Sprint Swivel Branch Tee Parallel, BSPP

0158	OD mm	Thread
S6430 4 1/8	4	1/8"
S6430 5 1/8	5	1/8"
S6430 5 1/4	5	1/4"
S6430 6 1/8	6	1/8"
S6430 6 1/4	6	1/4"
S6430 8 1/8	8	1/8"
S6430 8 1/4	8	1/4"
S6430 8 3/8	8	3/8"
S6430 10 1/4	10	1/4"
S6430 10 3/8	10	3/8"
S6430 12 1/4	12	1/4"
S6430 12 3/8	12	3/8"
S6430 12 1/2	12	1/2"
S6430 14 1/2	14	1/2"
Tech Sheet 1864		

Swivel Branch Tee Parallel, BSPP & Metric with O-Ring

0158	OD mm	Thread
6432 4 M5	4	M5
6432 4 1/8	4	1/8"
6432 5 M5	5	M5
6432 6 1/8	6	1/8"
6432 6 1/4	6	1/4"
6432 8 1/8	8	1/8"
6432 8 1/4	8	1/4"
6432 8 3/8	8	3/8"
6432 10 1/4	10	1/4"
6432 10 3/8	10	3/8"
6432 12 1/4	12	1/4"
6432 12 3/8	12	3/8"
Tech Sheet 1864		

Sprint Swivel Run Tee Parallel, BSPP

0158	OD mm	Thread
S6440 4 1/8	4	1/8"
S6440 5 1/8	5	1/8"
S6440 6 1/8	6	1/8"
S6440 6 1/4	6	1/4"
S6440 8 1/8	8	1/8"
S6440 8 1/4	8	1/4"
S6440 8 3/8	8	3/8"
S6440 10 1/4	10	1/4"
S6440 10 3/8	10	3/8"
S6440 12 3/8	12	3/8"
S6440 14 1/2	14	1/2"
Tech Sheet 1864		

Swivel Run Tee Parallel, BSPP & Metric with O-Ring

0158	OD mm	Thread
6442 4 M5	4	M5
6442 4 1/8	4	1/8"
6442 5 M5	5	M5
6442 6 1/8	6	1/8"
6442 6 1/4	6	1/4"
6442 8 1/8	8	1/8"
6442 8 1/4	8	1/4"
6442 8 3/8	8	3/8"
6442 10 1/4	10	1/4"
6442 10 3/8	10	3/8"
6442 12 1/4	12	1/4"
6442 12 3/8	12	3/8"
Tech Sheet 1864		

Banjo Bolts

Single Banjo, BSPP & Metric with O-Ring

0158	OD mm	Thread
6622 4 M5	4	M5
6622 4 1/8	4	1/8"
6622 6 1/8	6	1/8"
6622 6 1/4	6	1/4"
6622 8 1/8	8	1/8"
6622 8 1/4	8	1/4"
6622 10 1/4	10	1/4"
Tech Sheet 20121		

Double Banjo, BSPP with O-Ring

0158	OD mm	Thread
6632 4 1/8	4	1/8"
6632 6 1/8	6	1/8"
6632 8 1/8	8	1/8"
6632 8 1/4	8	1/4"
6632 10 1/4	10	1/4"
Tech Sheet 1866		

Stem Adaptors

Parallel Stem Adaptor, BSPP x Metric

0158	Stem OD mm	Thread
6811 4 M5	4	M5
6811 4 1/8	4	1/8"
6811 5 1/8	5	1/8"
6811 5 1/4	5	1/4"
6811 6 1/8	6	1/8"
6811 6 1/4	6	1/4"
6811 8 1/8	8	1/8"
6811 8 1/4	8	1/4"
6811 10 1/4	10	1/4"
6811 10 3/8	10	3/8"
6811 12 3/8	12	3/8"
6811 14 1/2	14	1/2"
Tech Sheet 20122		

SUPER-RAPID PUSH-IN FITTINGS

Material:
Body nickel plated brass. O-ring NBR seals PTFE/NBR/PA

Working Pressure:
0.8 to 16 bar

Tube Connectors

Swivel Y Connector, BSPP & Metric

0158	OD mm	Thread
6451 4 M5	4	M5
S6450 4 1/8	4	1/8"
S6450 6 1/8	6	1/8"
S6450 8 1/8	8	1/8"
S6450 8 1/4	8	1/4"

Equal Y Tube Connector

0158	OD mm
6560 4	4
6560 6	6
6560 8	8
6560 10	10
Tech Sheet 1869	

Straight Tube Connector

0158	OD mm
6580 4	4
6580 5	5
6580 6	6
6580 8	8
6580 10	10
6580 12	12
6580 14	14
Tech Sheet 1867	

Equal Bulkhead Tube Connector

0158	OD mm	Thread
6590 4	4	M10 x 1
6590 5	5	M12 x 1
6590 6	6	M14 x 1
6590 8	8	M16 x 1
6590 10	10	M18 x 1
6590 12	12	M20 x 1
6590 14	14	M22 x 1
Tech Sheet 20123		

Equal Elbow Tube Connector

0158	OD mm
6550 4	4
6550 5	5
6550 6	6
6550 8	8
6550 10	10
6550 12	12
6550 14	14
Tech Sheet 20124	

Equal Tee Tube Connector

0158	OD mm
6540 4	4
6540 5	5
6540 6	6
6540 8	8
6540 10	10
6540 12	12
6540 14	14
Tech Sheet 20125	

Equal Cross Tube Connector

0158	OD mm
6600 4	4
6600 5	5
6600 6	6
6600 8	8
6600 10	10
6600 12	12
Tech Sheet 20126	

Tube/Stem Reducer

0158	Tube OD mm	Stem OD mm
6800 4 5	4	5
6800 4 6	4	6
6800 4 8	4	8
6800 5 6	5	6
6800 5 8	5	8
6800 6 8	6	8
6800 6 10	6	10
6800 6 12	6	12
6800 8 10	8	10
6800 8 12	8	12
6800 10 12	10	12
6800 10 14	10	14
6800 12 14	12	14
Tech Sheet 1870		

Tube to Stem Elbow

0158	OD mm	Stem OD mm
6555 4 4	4	4
6555 6 6	6	6
6555 8 8	8	8
6555 10 10	10	10
Tech Sheet 20127		

Press Fit Cartridges

Tube

0158	OD mm
6700 4	4
6700 5	5
6700 6	6
Tech Sheet 20128	

Blanking Caps & Plugs

Tube Blanking Cap

0158	OD mm
6750 4	4
6750 6	6
6750 8	8
6750 12	12
Tech Sheet 20129	

Plastic Blanking Plug

0158	OD mm
6900 4MM	4
6900 5MM	5
6900 6MM	6
6900 8MM	8
6900 10MM	10
6900 12MM	12
6900 14MM	14

SERIES 8000 SUPER-RAPID PUSH-IN FITTINGS

Series 8000 has a patented additional seal that provides a double tight seal on the tube, ensuring a highly reliable connection and avoiding any possible leakage. Connection and disconnection of the tube can be repeated several times without the use of proper tools and without compromising the performance of the fitting or the sealing on the tube

Material:
Body and Gripper: Nickel plated brass
Seals: Nitrile

Working Pressure:
-0.9 to 16 bar

Male Studs

BSPP

0158	OD mm	Thread
8512 4-1/8	4	1/8"
8512 6-1/8	6	1/8"
8512 6-1/4	6	1/4"
8512 8-1/8	8	1/8"
8512 8-1/4	8	1/4"
8512 10-1/4	10	1/4"
8512 10-3/8	10	3/8"
8512 12-3/8	12	3/8"
8512 12-1/2	12	1/2"
Tech Sheet 68276		

Male Stud Swivel Elbows

BSPP

0158	OD mm	Thread
8522 4-1/8	4	1/8"
8522 6-1/8	6	1/8"
8522 6-1/4	6	1/4"
8522 8-1/8	8	1/8"
8522 8-1/4	8	1/4"
8522 10-1/4	10	1/4"
8522 10-3/8	10	3/8"
8522 12-3/8	12	3/8"
8522 12-1/2	12	1/2"
Tech Sheet 68276		

Male Stud Swivel Tees

BSPP

0158	OD mm	Thread
8432 4-1/8	4	1/8"
8432 6-1/8	6	1/8"
8432 8-1/8	8	1/8"
8432 8-1/4	8	1/4"
Tech Sheet 68276		

Tube x Tube Connectors

Equal Straights

0158	OD mm
8580 4	4
8580 6	6
8580 8	8
Tech Sheet 68276	

Equal Tees

0158	OD mm
8540 4	4
8540 6	6
8540 8	8
Tech Sheet 68276	

Equal Elbows

0158	OD mm
8550 4	4
8550 6	6
8550 8	8
Tech Sheet 68276	

SERIES H8000 DUAL SEAL SUPER-RAPID FITTINGS

CAMOZZI Automation

Series H8000 fittings are designed to be used in particularly dirty and dusty environments.
The patented system, with double tightening on the tube, guarantees a highly reliable connection and avoids any risk of leakage.

Features:
- Protection against dust and debris
- Silicone free
- Suitable for vacuum and metal tubes

Material:
Body and Gripper: Nickel plated brass
Seals: Viton

Working Pressure:
-0.9 to +60 bar

Male Studs

BSPP

0158	OD mm	Thread
H8512 4-1/8-V	4	1/8"
H8512 6-1/4-V	6	1/4"
H8512 6-1/8-V	6	1/8"
H8512 8-1/4-V	8	1/4"
H8512 8-1/8-V	8	1/8"
H8512 8-3/8-V	8	3/8"
H8512 10-1/2-V	10	1/2"
H8512 10-1/4-V	10	1/4"
H8512 10-1/8-V	10	1/8"
H8512 10-3/8-V	10	3/8"
H8512 12-1/2-V	12	1/2"
H8512 12-1/4-V	12	1/4"
H8512 12-3/8-V	12	3/8"
H8512 14-1/2-V	14	1/2"
H8512 14-3/8-V	14	3/8"
H8512 16-1/2-V	16	1/2"
H8512 16-3/8-V	16	3/8"
Tech Sheet 68275		

Male Stud Swivel Elbows

BSPP

0158	OD mm	Thread
H8522 4-1/8-V	4	1/8"
H8522 6-1/4 -V	6	1/4"
H8522 6-1/8-V	6	1/8"
H8522 8-1/8-V	8	1/8"
H8522 8-1/4-V	8	1/4"
H8522 8-3/8-V	8	3/8"
H8522 10-1/2-V	10	1/2"
H8522 10-1/4-V	10	1/4"
H8522 10-1/8-V	10	1/8"
H8522 10-3/8-V	10	3/8"
H8522 12-1/2-V	12	1/2"
H8522 12-1/4-V	12	1/4"
H8522 12-3/8-V	12	3/8"
H8522 14-1/2-V	14	1/2"
H8522 14-3/8-V	14	3/8"
Tech Sheet 68275		

Tube x Tube Connectors

Equal Tees

0158	OD mm
H8540 4-V	4
H8540 6-V	6
H8540 8-V	8
H8540 10-V	10
H8540 12-V	12
H8540 14-V	14
Tech Sheet 68275	

Equal Elbows

0158	OD mm
H8550 4-V	4
H8550 6-V	6
H8550 8-V	8
H8550 10-V	10
H8550 12-V	12
H8550 14-V	14
Tech Sheet 68275	

Equal Straights

0158	OD mm
H8580 4-V	10
H8580 6-V	6
H8580 8-V	8
H8580 10-V	10
H8580 12-V	12
H8580 14-V	14
Tech Sheet 68275	

APPLICATION FIELDS

› WELDING
› CUTTING
› CEMENT PLANT
› ROADS AND MOTORWAYS
› PAINTING

stainless steel

All seals have FDA Certification

STAINLESS STEEL PUSH-IN FITTINGS

One Touch

Features:

- Convenient One Touch fittings provide instant connections
- Light manual pressure on the collet ring is all that is required to instantly disconnect each tube, no special tool is required
- Full stainless steel construction prevents corrosion and increases compatibility with more aggressive medias and environments

Temperature Range:
-20°C to +200°C

Working Pressure
10 bar*

*Dependent upon tubing specification.

Construction:

Body & Collet:	316 stainless steel
O-Ring:	Viton (FDA certified)
Tube to Connect:	PU, nylon, PTFE
Media:	Compressed air, steam, water, other compatible liquids

ONE TOUCH ALL STAINLESS STEEL PUSH-IN FITTINGS

stainless steel

FT PRO

Working Temperature: -20°C to +200°C

Maximum Working Pressure: 10 bar
Negative Pressure: 750mm Hg (10Torr)

Material:
Body and Collet: 316 stainless steel
O-Ring: Viton

Tube to Connect: PU, Nylon and PTFE
Media: Compressed air, steam water and other compatible liquids

Male Studs

Male Thread, BSPP

0386	OD mm	Thread
SSPC4-01	4	1/8"
SSPC6-01	6	1/8"
SSPC6-02	6	1/4"
SSPC8-01	8	1/8"
SSPC8-02	8	1/4"
SSPC10-02	10	1/4"
SSPC10-03	10	3/8"
SSPC12-04	12	1/2"
Tech Sheet 10257		

Male Thread, BSPP

0386	OD mm	Thread
SSPC4-G01	4	1/8"
SSPC6-G01	6	1/8"
SSPC6-G02	6	1/4"
SSPC8-G01	8	1/8"
SSPC8-G02	8	1/4"
SSPC10-G02	10	1/4"
SSPC10-G03	10	3/8"
SSPC12-G04	12	1/2"
Tech Sheet 10257		

Female Studs

Female Thread, BSPP

0386	OD mm	Thread
SSPCF4-G01	4	1/8"
SSPCF6-G01	6	1/8"
SSPCF6-G02	6	1/4"
SSPCF8-G01	8	1/8"
SSPCF8-G02	8	1/4"
SSPCF10-G02	10	1/4"
SSPCF10-G03	10	3/8"
SSPCF12-G03	12	3/8"
SSPCF12-G04	12	1/2"
Tech Sheet 10257		

Male Stud Swivel Elbows

Male Thread, BSPP

0386	OD mm	Thread
SSPL4-01	4	1/8"
SSPL6-01	6	1/8"
SSPL6-02	6	1/4"
SSPL8-01	8	1/8"
SSPL8-02	8	1/4"
SSPL10-02	10	1/4"
SSPL10-03	10	3/8"
SSPL12-04	12	1/2"
Tech Sheet 10257		

Male Thread, BSPP

0386	OD mm	Thread
SSPL4-G01	4	1/8"
SSPL6-G01	6	1/8"
SSPL6-G02	6	1/4"
SSPL8-G01	8	1/8"
SSPL8-G02	8	1/4"
SSPL10-G02	10	1/4"
SSPL10-G03	10	3/8"
SSPL12-G04	12	1/2"
Tech Sheet 10257		

Female Stud Elbows

Female Thread, BSPP

0386	OD mm	Thread
SSPLF4-G01	4	1/8"
SSPLF6-G01	6	1/8"
SSPLF6-G02	6	1/4"
SSPLF8-G01	8	1/8"
SSPLF8-G02	8	1/4"
SSPLF10-G02	10	1/4"
SSPLF10-G03	10	3/8"
SSPLF12-G03	12	3/8"
SSPLF12-G04	12	1/2"
Tech Sheet 10257		

Male Stud Swivel Tees

Branch Male Thread, BSPP

0386	OD mm	Thread
SSPB4-G01	4	1/8"
SSPB6-G01	6	1/8"
SSPB6-G02	6	1/4"
SSPB8-G01	8	1/8"
SSPB8-G02	8	1/4"
SSPB10-G02	10	1/4"
SSPB10-G03	10	3/8"
SSPB12-G03	12	3/8"
SSPB12-G04	12	1/2"
Tech Sheet 10257		

Speed Control Valves

Male Thread, BSPP

0386	OD mm	Thread
SSNSE4-G01	4	1/8"
SSNSE6-G01	6	1/8"
SSNSE6-G02	6	1/4"
SSNSE8-G01	8	1/8"
SSNSE8-G02	8	1/4"
SSNSE8-G03	8	3/8"
SSNSE10-G02	10	1/4"
SSNSE10-G03	10	3/8"
SSNSE10-G04	10	1/2"
SSNSE12-G04	12	1/2"
Tech Sheet 10257		

All seals have FDA Certification

ONE TOUCH ALL STAINLESS STEEL PUSH-IN FITTINGS

stainless steel

FTPRO

Working Temperature: -20°C to +200°C

Maximum Working Pressure: 10 bar

Negative Pressure: 750mm Hg (10Torr)

Material:
Body and Collet: 316 stainless steel
O-Ring: Viton

Tube to Connect: PU, Nylon and PTFE
Media: Compressed air, steam water and other compatible liquids

Tube x Tube Connectors

Equal Straights

0386	OD mm
SSPUC-4	4
SSPUC-6	6
SSPUC-8	8
SSPUC-10	10
SSPUC-12	12
Tech Sheet 10257	

Unequal Straights

0386	OD mm	OD mm
SSPG6-4	6	4
SSPG8-4	8	4
SSPG8-6	8	6
SSPG10-6	10	6
SSPG10-8	10	8
SSPG12-8	12	8
SSPG12-10	12	10
Tech Sheet 10257		

Equal Elbows

0386	OD mm
SSPUL-4	4
SSPUL-6	6
SSPUL-8	8
SSPUL-10	10
SSPUL-12	12
Tech Sheet 10257	

Equal Tees

0386	OD mm
SSPUT-4	4
SSPUT-6	6
SSPUT-8	8
SSPUT-10	10
SSPUT-12	12
Tech Sheet 10257	

Equal Bulkheads

0386	OD mm
SSPM-4	4
SSPM-6	6
SSPM-8	8
SSPM-10	10
SSPM-12	12
Tech Sheet 10257	

Equal Ys

0386	OD mm
SSPY-4	4
SSPY-6	6
SSPY-8	8
SSPY-10	10
SSPY-12	12
Tech Sheet 10257	

Stem Connectors

Tube x Stem Reducers

0386	OD mm	OD mm
SSPGJ6-4	6	4
SSPGJ8-4	8	4
SSPGJ8-6	8	6
SSPGJ10-6	10	6
SSPGJ10-8	10	8
SSPGJ12-8	12	8
SSPGJ12-10	12	10
Tech Sheet 10257		

Plugs

Tube

0386	OD mm
SSPP-4	4
SSPP-6	6
SSPP-8	8
SSPP-10	10
SSPP-12	12
Tech Sheet 10257	

All seals have FDA Certification

316 STAINLESS STEEL PUSH-IN FITTINGS

stainless steel

AIGNEP

Working Temperature: -15°C to +190°C

Maximum Working Pressure: -0.99 bar to 20 bar

This series is fully made of stainless steel AISI 316L and developed to be used with aggressive fluids and food applications. Also ideal for use in salty environments and in machines that need frequent washing with aggressive detergents. Certified NSF 169 and conformed to NSF 61 & NSF 372 standards. All parallel threads have a Food FKM seal as standard.

Male Studs

Male Thread, BSPT

0006	OD mm	Thread
60000-4-1/8	4	1/8"
60000-4-1/4	4	1/4"
60000-6-1/8	6	1/8"
60000-6-1/4	6	1/4"
60000-8-1/8	8	1/8"
60000-8-1/4	8	1/4"
60000-10-1/4	10	1/4"
60000-10-3/8	10	3/8"
60000-12-3/8	12	3/8"
60000-12-1/2	12	1/2"
Tech Sheet 1378		

Male Thread, Metric & BSPP

0006	OD mm	Thread
60020-4-M5	4	M5
60020-4-1/8	4	1/8"
60020-4-1/4	4	1/4"
60020-6-M5	6	M5
60020-6-1/8	6	1/8"
60020-6-1/4	6	1/4"
60020-8-1/8	8	1/8"
60020-8-1/4	8	1/4"
60020-10-1/4	10	1/4"
60020-10-3/8	10	3/8"
60020-10-1/2	10	1/2"
60020-12-3/8	12	3/8"
60020-12-1/2	12	1/2"
60020-14-1/2	14	1/2"
Tech Sheet 1378		

Male Stud Swivel Elbows

Male Thread, BSPT

0006	OD mm	Thread
60110X-4-18	4	1/8"
60110X-4-14	4	1/4"
60110X-6-18	6	1/8"
60110X-6-14	6	1/4"
60110X-8-18	8	1/8"
60110X-8-14	8	1/4"
60110X-10-14	10	1/4"
60110X-10-38	10	3/8"
60110X-10-12	10	1/2"
60110X-12-38	12	3/8"
60110X-12-12	12	1/2"
Tech Sheet 1378		

Male Thread, Metric & BSPP

0006	OD mm	Thread
60115X-4-M5	4	M5
60115X-4-18	4	1/8"
60115X-4-14	4	1/4"
60115X-6-M5	6	M5
60115X-6-18	6	1/8"
60115X-6-14	6	1/4"
60115X-6-38	6	3/8"
60115X-8-18	8	1/8"
60115X-8-14	8	1/4"
60115X-8-38	8	3/8"
60115X-10-14	10	1/4"
60115X-10-38	10	3/8"
60115X-10-12	10	1/2"
60115X-12-38	12	3/8"
60115X-12-12	12	1/2"
60115X-14-12	14	1/2"
Tech Sheet 1378		

Male Stud Swivel Tees

Branch Male Thread, BSPT

0006	OD mm	Thread
60210X-4-18	4	1/8"
60210X-4-14	4	1/4"
60210X-6-18	6	1/8"
60210X-6-14	6	1/4"
60210X-8-18	8	1/8"
60210X-8-14	8	1/4"
60210X-10-14	10	1/4"
60210X-10-38	10	3/8"
60210X-10-12	10	1/2"
60210X-12-38	12	3/8"
60210X-12-12	12	1/2"
Tech Sheet 1378		

Branch Male Thread, BSPP

0006	OD mm	Thread
60215X-4-M5	4	M5
60215X-4-14	4	1/4"
60215X-6-M5	6	M5
60215X-6-18	6	1/8"
60215X-6-14	6	1/4"
60215X-8-18	8	1/8"
60215X-8-14	8	1/4"
60215X-10-14	10	1/4"
60215X-10-38	10	3/8"
60215X-10-12	10	1/2"
60215X-12-38	12	3/8"
60215X-12-12	12	1/2"
60215X-14-12	14	1/2"
Tech Sheet 1378		

316 STAINLESS STEEL PUSH-IN FITTINGS

stainless steel

AIGNEP

Working Temperature: -15°C to +190°C

Maximum Working Pressure: -0.99 bar to 20 bar

This series is fully made of stainless steel AISI 316L and developed to be used with aggressive fluids and food applications. Also ideal for use in salty environments and in machines that need frequent washing with aggressive detergents. Certified NSF 169 and conformed to NSF 61 & NSF 372 standards. All parallel threads have a Food FKM seal as standard.

Tube x Tube Connectors

Equal Straights

0006	OD mm
60040-4	4
60040-6	6
60040-8	8
60040-10	10
60040-12	12
60040-14	14
Tech Sheet 1378	

Unequal Straights

0006	OD mm	OD mm
60040-4-6	4	6
60040-6-8	6	8
60040-8-10	8	10
60040-10-12	10	12
Tech Sheet 1378		

Equal Bulkheads

0006	OD mm	Thread
60050-4	4	M12 x 1
60050-6	6	M14 x 1
60050-8	8	M16 x 1
60050-10	10	M20 x 1
60050-12	12	M22 x 1
Tech Sheet 1378		

Equal Ys

0006	OD mm
60310X-4	4
60310X-6	6
60310X-8	8
Tech Sheet 1378	

Equal Elbows

0006	OD mm
60130X-4	4
60130X-6	6
60130X-8	8
60130X-10	10
60130X-12	12
60130X-14	14
Tech Sheet 1378	

Equal Tees

0006	OD mm
60230X-4	4
60230X-6	6
60230X-8	8
60230X-10	10
60230X-12	12
60230X-14	14
Tech Sheet 1378	

Stem Adaptors

Male Thread, BSPP

0006	OD mm	Thread
60600-6-18	6	1/8"
60600-8-14	8	1/4"
60600-10-14	10	1/4"
60600-10-38	10	3/8"
60600-12-38	12	3/8"
60600-12-12	12	1/2"
Tech Sheet 1378		

PLASTIC PLUMBING PUSH-IN FITTINGS

Couplings

Straight

1400	OD mm
PEM0410W	10
PKM0415W	15
PKM0422W	22
PEM0428W	28
Tech Sheet 20630	

Reducing

1400	OD mm	OD mm
PKM201510W	15	10
PKM202215W	22	15
Tech Sheet 20630		

BSPP Female to Tap Connector

1400	OD mm	Thread
PEM3210W	10	1/2"
PEM3201W	15	1/2"
PEM3203W	15	3/4"
PEM3202W	22	3/4"
Tech Sheet 20630		

Pipe Inserts

To be used on installation when using plastic pipe.

1400	To Suit ID mm
TSM10N	10
TSM15N	15
TSM22N	22
TSM28N	28
Tech Sheet 20630	

Elbows

Equal

1400	OD mm
PEM0310W	10
PKM0315W	15
PKM0322W	22
PEM03228W	28
Tech Sheet 20630	

- Provides a swivel type connection.

Stem

1400	OD mm	Stem OD mm
PEM221010W	10	10
PKM221515W	15	15
PKM222222W	22	22
Tech Sheet 20630		

Brass Wing Back, BSPP Female

1400	OD mm	Thread
15WB	15	1/2"
22WB	22	3/4"
Tech Sheet 20630		

End Stops

1400	OD mm
PSE4610W	10
PKM4615W	15
PKM4622W	22
Tech Sheet 20630	

Tees

Equal

1400	OD mm
PEM0210W	10
PKM0215W	15
PKM0222W	22
PEM0228W	28
Tech Sheet 20630	

Increasing on Branch

1400	OD A mm	OD B mm
PKM3022CW	15	22
Tech Sheet 20630		

Reducing on Branch

1400	OD A mm	OD B mm
PEM3015BW	15	10
PEM3015AW	15	10
PEM302210AW	22	10
PKM3022AW	22	15
PEM3028AW	28	22

Increasing on Run

1400	OD A mm	OD B mm
PEM3022BW	22	15
Tech Sheet 20630		

Reducing on Run

1400	OD A mm	OD B mm
PKM3022DW	22	15
PEM3028DW	28	22

PLASTIC PLUMBING PUSH-IN FITTINGS

Reducers

1400	OD mm	Stem OD mm
PEM061510W	10	15
PEM062215W	15	22
PEM062815W	15	28
PEM062822W	22	28
Tech Sheet 20630		

Connectors

Tap, BSPP Female

1400	OD mm	Thread
PKMSTC1514	15	1/2" Straight
PKMSTC1516	15	3/4" Straight
PKMSTC2216	22	3/4" Straight
Tech Sheet 20630		

Maximum wall thickness of tank = 4mm.
Note: Requires hand tightening only.

Tank

1400	OD mm
CM0715S	15
CM0722S	22
CM0728S	28
Tech Sheet 20630	

Brass Drain Cock

Speedfit Drain Cocks cannot be used where collet covers are fitted. They can be used with a standard fitting fitte with a collet clip.

1400	OD mm
15BDC	15
Tech Sheet 20630	

Service Valves

N.B: Hot and cold water only 65°C max.
Not suitable for central heating systems.

Plastic

1400	OD mm
15ISV	15
Tech Sheet 20630	

Brass Chrome Plated

1400	OD mm
10HSV	10
15HSV	15
22HSV	22
Tech Sheet 20630	

Brass Chrome Plated with Tap Connector BSPP Female

1400	OD mm	Thread
15PTSV	15	1/2"
Tech Sheet 20630		

Brass Chrome Plated Ball Valves

Suitable for central heating systems, each valve has a red and blue indice.

1400	OD mm
10BV	10
15BV	15
22BV	22
Tech Sheet 20630	

Valves

N.B. Hot and cold water only 65°C max.

Stop

1400	OD mm
15STV	15
22STV	22
Tech Sheet 20630	

Brass Stop

1400	OD mm
15BSC	15
Tech Sheet 20630	

N.B. Hot and cold water only 65°C max.
Not suitable for central heating systems.

Double Check

1400	OD mm
15DCV	15
Tech Sheet 20630	

Taps

Emergency Shut Off

1400	OD mm
15ESOT	15
Tech Sheet 20630	

N.B. Hot and cold water only 65°C max.

Washing Machine, BSPP

1400	OD mm	Thread
15APT-B	15	3/4"
Tech Sheet 20630		

PLASTIC PLUMBING PUSH-IN FITTINGS, PIPES & CUTTERS

Barrier Pipes

British Gas accepted for water pipe in vented and sealed central heating systems.
The pipe has an inner barrier to stop the ingress of atmosphere.



Pex Coils

1400	OD mm	Length Metres
10BPEX-25C	10	25
10BPEX-50C	10	50
15BPEX-25C	15	25
15BPEX-50C	15	50
15BPEX-100C	15	100
22BPEX-25C	22	25
22BPEX-50C	22	50
Tech Sheet 20363		

This pipe is made from a soft material with little memory ensuring a flexible system. It has an inner barrier to stop the ingress of atmosphere. British Gas accepted for water pipe in vented and sealed central heating systems.

- Easy to handle
- Ultra flexibl

Layflat Polybutylen

1400	OD mm	Length Metres
15BPB-25C	15	25
15BPB-50C	15	50
15BPB-100C	15	100
22BPB-25C	22	25
22BPB-50C	22	50
Tech Sheet 20363		



Straight Lengths

1400	OD mm	Length Metres	Quantity
15BPEX-20X2L	15	2	20
15BPEX-20X3L	15	3	20
22BPEX-20X2L	22	2	20
22BPEX-20X3L	22	3	20
28BPEX-10X3L	28	3	10
Tech Sheet 20363			

Flexi Hoses

Push-in to BSPP Female

1400	OD mm	Thread	Length mm
FLX15	15	1/2"	300
FLX18	15	1/2"	500
FLX16	15	3/4"	300
FLX20	15	3/4"	500
FLX22	22	3/4"	300
FLX19	22	3/4"	500
Tech Sheet 20630			

Push-in to Push-in

1400	OD mm	OD mm	Length mm
FLX33	15	10	300
FLX17	15	15	300
FLX21	15	15	500
FLX26	22	22	300
FLX27	22	22	500
Tech Sheet 20630			

Push-in to BSPP Female with Service Valve

1400	OD mm	Thread	Length mm
FLX37	15	1/2"	300 Full Bore
FLX24	15	1/2"	300
Tech Sheet 20630			

N.B. Hot & cold water only, 65°C maximum

Elbow

1400	OD mm	Thread	Length mm
FLX36	15	1/2"	300
Tech Sheet 20630			

Adaptors

Brass Male Cylinder, BSPP

1400	OD mm	Thread
22CMA	22	1"
Tech Sheet 20630		

Brass Female Cylinder, BSPP

1400	OD mm	Thread
22CFA	22	1"
Tech Sheet 20630		

Cutters

Heavy-duty Pipe Cutter

1400	Pipe Size
JG-HDC	Up to 28 mm

Aluminium Pipe Cutter

1400	OD mm
ALU-CUTTER15	15
ALU-CUTTER22	22
ALU-CUTTER28	28
Tech Sheet 20629	

FITTINGS VALVES PIPING & ACCESSORIES RANGE

John Guest Plumbing Range

Radiator Key

1400	Description
RK1C	Brass Key

Male Coupler - Brass

1400	Size mm	Thread
10MC	10	1/2" BSPP
15MC	15	1/2" BSPP
MW011504N	15	1/2" BSPT
22MC	22	3/4" BSPP
MW012206N	22	3/4" BSPT
MW012818N	28	1" BSPP
MW012808N	28	1" BSPT

Hose Connector

1400	Size mm	Hose ID
NC448	15	1/2"
NC473	22	3/4"

Conversion Connector

1400	Size mm	OD
NC471	15	5/8"

Slip Connector

1400	Size mm
CM-SC-15S	15

PE Copper Coupler

1400	Size mm
JG603B	25 x 15

45° Stem Elbow

1400	Pipe mm	Stem mm
PEM571515W	15	15
PEM572222W	22	22

Bend Tap Connector, Female Thread, BSPP

1400	Size mm	Thread
PEMBTC1514	15	1/2"

Stem Tee

1400	Size mm
PEM532210W	22 x 22 x 10
PEM532215W	22 x 22 x 15

4 Port Rail Manifold

1400	Size mm
SFM522210S	22 x 10
SFM522215S	22 x 15

4 Way Manifold

1400	Size mm
SFM512210S	22 x 10

Male Stem Adaptor, Brass, BSPT

1400	Size mm	Thread
MW052206N	22	3/4"
MW052818N	28	1"

Female Stem Adaptor, Brass, BSPP

1400	Size mm	Thread
MW502216N	22	3/4"

Pipe Adaptor, Brass

1400	Thread	Size mm
NC2239	3/4"	22

FITTINGS VALVES PIPING & ACCESSORIES RANGE

John Guest Plumbing Range



Collet Locking Clip

1400	Size mm	Colour
CM1815B	15	Blue
CM1815R	15	Red



Collet Cover

1400	Colour	Size mm
AM1915W	White	15
PM1915B	Blue	15

Collets

1400	Size mm
PXC10	10

EPDM O Ring

1400	Size mm
10EPR	10

Thread Washer

1400	Size
1/2EPW	1/2"

Shut Off Valve, Imperial & Metric

1400	Tube OD 1	Tube OD 2
PPMSV040606W	6mm	6mm
PPMSV041010W	10mm	10mm
PPSV040808W	1/4"	1/4"
PPSV041212W	3/8"	3/8"

Shut Off Valve, Long Handle

1400	Tube OD
PISV0412S	3/8"
PISV0416S	1/2"

Shut Off Valve, Male Thread, NPT

1400	Tube OD	Thread
PPSV010822W	1/4"	1/4"
PPSV011223W	3/8"	3/8"

Shut Off Valve, Female Thread, NPT

1400	Tube OD	Thread
PPSV500822W	1/4"	1/4"

Mounting Clip

1400	Size
SVMC-10	3/8" Shut Off Valve Clip

Single Check Valve

1400	Tube OD mm
6SCV	6
10SCV	10
5/16SCV	5/16"

Conduit Pipe

1400	Size mm	Length Metres
22BLKCON-25C	22	25

Bending Spring

1400	Size mm
JG-BS15	15

Superseal Pipe Insert

1400	Size mm
STS15	15
STS22	22
STS28	28

Pipe Clips & Spacers

1400	Size mm	Colour
PC15W	15	White
PC22W	22	White
PC28W	28	White
PCSW	Spacer	White

Nail Clip

1400	Size mm	Colour
NPC15	15	White

BRASS PUSH-IN PLUMBING TUBE FITTINGS

ITAP-FIT® Fitting

Suitable for:
Copper, PEX and Polybutylene pipe.

Working Temperature:
-20°C to +120°C

Maximum Working Pressure:
Copper Pipe: 20 bar @ 25°C, 10 bar @ 90°C
PEX and Polybutylene Pipe: 12 bar @ 25°C, 5 bar @ 90°C

Female Stud Coupling

0089	OD mm	Thread
610B038012	12	3/8"
610B012012	12	1/2"
610B012014	14	1/2"
610B012015	15	1/2"
610B012016	16	1/2"
610B012018	18	1/2"
610B012020	20	1/2"
610B034018	18	3/4"
610B034022	22	3/4"
610B034025	25	3/4"
610B100028	28	1"
Tech Sheet 10533		

Male Stud Coupling

0089	OD mm	Thread
615B038012	12	3/8"
615B038014	14	3/8"
615B012012	12	1/2"
615B012014	14	1/2"
615B012015	15	1/2"
615B012016	16	1/2"
615B012018	18	1/2"
615B012020	20	1/2"
615B034018	18	3/4"
615B034022	22	3/4"
615B034025	25	3/4"
615B100028	28	1"
Tech Sheet 10533		

Female Stud 90° Elbow, BSPT

0089	OD mm	Thread
645B038012	12	3/8"
645B012012	12	1/2"
645B012014	14	1/2"
645B012015	15	1/2"
645B012016	16	1/2"
645B012018	18	1/2"
645B012020	20	1/2"
645B034018	18	3/4"
645B034022	22	3/4"
645B034025	25	3/4"
645B100028	28	1"
Tech Sheet 10533		

Female Stud 90° Elbow (Wall Mount), BSPT

0089	OD mm	Thread
648B038012	12	3/8"
648B012012	12	1/2"
648B012014	14	1/2"
648B012015	15	1/2"
648B012016	16	1/2"
648B012018	18	1/2"
648B012020	20	1/2"
648B034018	18	3/4"
648B034022	22	3/4"
Tech Sheet 10533		

Male Stud 90° Elbow, BSPT

0089	OD mm	Thread
640B038012	12	3/8"
640B012012	12	1/2"
640B012014	14	1/2"
640B012015	15	1/2"
640B012016	16	1/2"
640B012018	18	1/2"
640B012020	20	1/2"
640B034018	18	3/4"
640B034022	22	3/4"
640B034025	25	3/4"
640B100028	28	1"
Tech Sheet 10533		

Female Branch Tee, BSPT

0089	OD mm	Thread
635B012014	14	1/2"
635B012015	15	1/2"
635B012016	16	1/2"
635B012018	18	1/2"
635B012020	20	1/2"
635B034018	18	3/4"
635B034022	22	3/4"
635B034025	25	3/4"
635B100028	28	1"
Tech Sheet 10533		

Disconnecting Clip

0089	OD mm
671012	12
671014	14
671015	15
671016	16
671018	18
671020	20
671022	22
671025	25
671028	28
Tech Sheet 10533	

Depth Gauge

0089
685012028
Tech Sheet 10533

BRASS PUSH-IN PLUMBING TUBE FITTINGS

ITAP-FIT® Fitting

Suitable for:
Copper, PEX and Polybutylene pipe

Working Temperature:
-20°C to +120°C

Maximum Working Pressure:
Copper Pipe: 20 bar @ 25°C, 10 bar @ 90°C
PEX and Polybutylene Pipe: 12 bar @ 25°C, 5 bar @ 90°C

Straight

0089	OD mm
620C000012	12
620C000014	14
620C000015	15
620C000016	16
620C000018	18
620C000020	20
620C000022	22
620C000025	25
620C000028	28
Tech Sheet 10533	

Equal 90° Elbow

0089	OD mm
650C000012	12
650C000014	14
650C000015	15
650C000016	16
650C000018	18
650C000020	20
650C000022	22
650C000025	25
650C000028	28
Tech Sheet 10533	

Equal Tee

0089	OD mm
630C000012	12
630C000014	14
630C000015	15
630C000016	16
630C000018	18
630C000020	20
630C000022	22
630C000025	25
630C000028	28
Tech Sheet 10533	

End Stop

0089	OD mm
625C000012	12
625C000014	14
625C000015	15
625C000016	16
625C000018	18
625C000020	20
625C000022	22
Tech Sheet 10533	

Tube Liner

0089	To Suit
655BU012110	12 x 1.1
655BU012180	12 x 1.8
655BU012200	12 x 2.0
655BU015180	15 x 1.8
655BU015250	15 x 2.5
655BU016150	16 x 1.5
655BU016180	16 x 1.8
655BU016200	16 x 2.0
655BU018200	18 x 2.0
655BU020190	20 x 1.9
655BU020280	20 x 2.8
655BU022200	22 x 2.0
655BU025230	25 x 2.3
655BU025250	25 x 2.5
655BU028280	28 x 2.8
655BU028300	28 x 3.0
Tech Sheet 10533	

O-Ring

0089	OD mm
656EP012	12
656EP014	14
656EP015	15
656EP016	16
656EP018	18
656EP020	20
656EP022	22
656EP025	25
656EP028	28
Tech Sheet 10533	

Spacer

0089	OD mm
657DI012	12
657DI014	14
657DI015	15
657DI016	16
657DI018	18
657DI020	20
657DI022	22
657DI025	25
657DI028	28
Tech Sheet 10533	

Ring

0089	OD mm
658AG012	12
658AG014	14
658AG015	15
658AG016	16
658AG018	18
658AG020	20
658AG022	22
658AG025	25
658AG028	28
Tech Sheet 10533	

AIR BRAKE FITTINGS

Male Stud Couplings Mix Box

Contains:
2 x M12 x 8, 2 x M16 x 12, 2 x M16 x 8,
2 x M22 x 12, 2 x M16 x 10, 1 x M22 x 15,
2 x M22 x 10, 1 x M22 x 18

14 Piece

1360
008ABK

Straight Connectors Mix Box

Contains:
2 x 6 mm, 2 x 12 mm, 2 x 8 mm,
2 x 15 mm, 2 x 10 mm, 2 x 16 mm,
1 x 18 mm

15 Piece

1360
085ABK

Male Stud Elbow Mix Box

Contains:
2 x M12 x 8, 1 x M22 x 10, 2 x M16 x 8,
1 x M16 x 12, 2 x M22 x 8, 1 x M22 x 12,
2 x M12 x 10, 1 x M22 x 15, 2 x M16 x 10,
1 x M22 x 18

15 Piece

1360
081ABK

Workshop & Mobile Full Repair/Service Kit

120 Piece

1360
086ABK

Male Studs

Metric

1360	OD mm	Thread
800212ABF	6	M12
800216ABF	6	M16
800312ABF	8	M12
800316ABF	8	M16
800322ABF	8	M22
800412ABF	10	M12
800416ABF	10	M16
800422ABF	10	M22
800516ABF	12	M16
800522ABF	12	M22
800622ABF	15	M22
800722ABF	16	M22
800822ABF	18	M22
800826ABF	18	M26

Male Stud Elbows

Metric

1360	OD mm	Thread
810212ABF	6	M12
810216ABF	6	M16
810312ABF	8	M12
810316ABF	8	M16
810322ABF	8	M22
810412ABF	10	M12
810416ABF	10	M16
810422ABF	10	M22
810516ABF	12	M16
810522ABF	12	M22
810622ABF	15	M22
810722ABF	16	M22
810822ABF	18	M22

Bulkheads

Metric

1360	Thread
703222ABF	M22 x M16 x F10 mm
703322ABF	M22 x M18 x F12 mm
703522ABF	M22 x M22 x F16 mm

Hex Straight

Metric

1360	Thread
750300ABF	M12
750500ABF	M16
750700ABF	M22

AIR BRAKE FITTINGS

Straight Joiners

Tube

1360	OD mm
850200ABF	6
850300ABF	8
850400ABF	10
850500ABF	12
850600ABF	15
850700ABF	16
850800ABF	18

Elbow Joiners

Tube

1360	OD mm
860200ABF	6
860300ABF	8
860900ABF	9
860400ABF	10
860110ABF	11
860500ABF	12
860600ABF	15
860700ABF	16
860800ABF	18

Tee Joiners

Tube

1360	OD mm
870200ABF	6
870300ABF	8
870400ABF	10
870500ABF	12
870600ABF	15

Elbows

Female Thread, Metric

1360	Thread
760300ABF	M12
760500ABF	M16
760700ABF	M22

Male Thread x Female Thread, Metric

1360	Male Thread	Female Thread
710312ABF	M12	M12
710316ABF	M16	M12
710322ABF	M22	M12
710516ABF	M16	M16
710522ABF	M22	M16
710722ABF	M22	M22

F Elbow, Male Thread x Female Thread, Metric

1360	Male Thread	Female Thread
743516ABF	M16	M16

45° Elbow, Male Thread x Female Thread, Metric

1360	Male Thread	Female Thread
740516ABF	M16	M16
740722ABF	M22	M22

Tees

Female Thread, Metric

1360	Thread
770300ABF	M12
770500ABF	M16
770700ABF	M22

Male Thread x Female Thread, Metric

1360	Male Thread	Female Thread
730312ABF	M12	M12
730316ABF	M16	M12
730322ABF	M22	M12
730516ABF	M16	M16
730522ABF	M22	M16
730722ABF	M22	M22

Stud Run Tee

Male Thread x Female Thread, Metric

1360	Male Thread	Female Thread
720312ABF	M12	M12
720316ABF	M16	M12
720322ABF	M22	M12
720516ABF	M16	M16
720522ABF	M22	M16
720722ABF	M22	M22

AIR BRAKE FITTINGS

Test Points

Male Thread, Metric

1360	Thread
TPM12T	M12
TPM16T	M16
TPM22T	M22

Drain Taps

Male Thread, Metric

1360	Thread
TT3T	M22

Blanking Plugs

Male Thread, Metric

1360	Thread
BP12B	M12
BP16B	M16
BP22B	M22

AIR BRAKE SWIVEL FITTINGS

Male Studs

Male Thread, Metric

1360	Thread
660502ABF	1/8"
660504ABF	1/4"
660510ABF	M10
660512ABF	M12
660514ABF	M14
660516ABF	M16
660522ABF	M22
660526ABF	M26

Elbow Joiners

Tube

1360	Tube OD mm
815200ABF	6
815300ABF	8
815400ABF	10
815500ABF	12

Elbow

Female Thread, Metric

1360	Thread
615500ABF	M16

45º Elbow

Female Thread, Metric

1360	Thread
645500ABF	M16

Tee

Female Thread, Metric

1360	Thread
635500ABF	2 x M16

Side Tee

Female Thread, Metric

1360	Thread
625500ABF	2 x M16

Cross

Female Thread, Metric

1360	Tube OD mm
646500ABF	3 x M16

Series 9000 C-Truck

Brass fittings

CAMOZZI
Automation

The safe and practical solution for pneumatic braking systems

Series 9000 C-Truck fittings have been designed to connect tubes in the pneumatic braking systems on industrial and commercial vehicles ensuring reliability and ease of assembling. The use of a proper disconnection tool enables disconnection of the tube without having to remove the fitting. All fittings have a protective cap that keeps humidity an dirt away from the collet. A reinforced insert enables the dimensions of the tube to remain constant, thus ensuring a tight and safe connection even with high changes in temperature. Indeed, Series 9000 C-Truck fittings can be used at extreme temperatures (from -50°C to +100°C). They are assembled according to a precise angle and supplied with locking nut and a self sealing O-ring. The O-ring on the thread is set in a special groove of the threaded part, ensuring there is no damage during assembly. The brass body guarantees a high resistance to corrosion, whilst the O-ring and protective cap are made from oil resistant rubber. All fittings are supplied
pre-assembled and ready to use.

General Data

Materials: see table of materials
Thread: Metric NPT
Media: Compressed air
Max working pressure: 16 bar
Note: pressure depends on tube characteristics
Temperature: -50°C ÷ +100°C
Tube: Material Polyamide
Tube diameters (D/d): 4/2, 6/4, 8/6, 10/7, 10/8, 12/9, 15/11, 15/12, 16/12, 16/13 and 18/14

Certification

Camozzi
Air that moves the world

AIR BRAKE PUSH-IN FITTINGS C-TRUCK 9000 SERIES

CAMOZZI Automation

Table of Materials

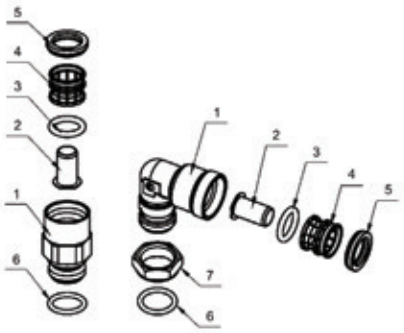

Parts	Materials
1 = Body	Brass
2 = Insert	Technopolymer (Brass only for Ø10/7, 15/11, 16/12, 16/13 and 18/14)
3 = S-rapid	O-Ring NBR
4 = Collet	Brass
5 = Protective seal	NBR
6 = O-Ring for thread	NBR
7 = Locking ring	Steel

Fittings Assembly in the System

To guarantee the tightening of the fitting in the system, make sure that the thread chamfer conforms to the standard ISO 965 or GOST 10549-80.

The fittings which have an O-Ring seal on the thread, but no locking nut, have to be screwed into the system with the torque forces as shown in the table below.

For the assembly of fittings with locking nut, it is necessary to do the following:

1. Loosen the locking nut
2. Screw the fitting into the system until the O-Ring comes into contact with the system surface
3. Position the fitting according to the suitable angle, moving the body up to 360°
4. Keep the body still
5. Screw the locking nut with torque forces as shown in the table

Thread	Torque force (Nm)
M10 x 1	11 - 15
M12 x 1.5	15 - 19
M14 x 1.5	19 - 23
M16 x 1.5	24 - 30
M18 x 1.5	27 - 33
M22 x 1.5	36 - 44

Straight Adaptors

Male, Metric

0322	Thread	OD mm
9512-6-M10	M10 x 1	6
9512-6-M12	M12 x 1.5	6
9512-6-M14	M14 x 1.5	6
9512-6-M16	M16 x 1.5	6
9512-8-M10	M10 x 1	8
9512-8-M12	M12 x 1.5	8
9512-8-M14	M14 x 1.5	8
9512-8-M16	M16 x 1.5	8
9512-8-M22	M22 x 1.5	8
9512-10-M12	M12 x 1.5	10
9512-10-M16	M16 x 1.5	10
9512-10-M18	M18 x 1.5	10
9512-10-M22	M22 x 1.5	10
9512-10/7-M12	M12 x 1.5	10/7
9512-10/7-M16	M16 x 1.5	10/7
9512-10/7-M22	M22 x 1.5	10/7
9512-12-M12	M12 x 1.5	12
9512-12-M14	M14 x 1.5	12
9512-12-M16	M16 x 1.5	12
9512-12-M22	M22 x 1.5	12
9512-15-M16	M16 x 1.5	15
9512-15-M22	M22 x 1.5	15
9512-15/11-M16	M16 x 1.5	15/11
9512-16-M22	M22 x 1.5	16
9512-16/12-M16	M16 x 1.5	16/12
9512-16/12-M22	M22 x 1.5	16/12
9512-18-M22	M22 x 1.5	18
Tech Sheet 20453		

Male, NPT

0322	Thread	OD mm
9510-6-02	1/8"	6
9510-05-02	1/8"	8

Female, Metric

0322	Thread	OD mm
9463-6-M10	M10 x 1	6
9463-6-M16	M16 x 1.5	6
9463-8-M10	M10 x 1	8

Elbow Adaptors

Male, Metric

0322	Thread	OD mm
9502-6-M10	M10 x 1	6
9502-6-M12	M12 x 1.5	6
9502-6-M16	M16 x 1.5	6
9502-6-M22	M22 x 1.5	6
9502-8-M10	M10 x 1	8
9502-8-M12	M12 x 1.5	8
9502-8-M14	M14 x 1.5	8
9502-8-M16	M16 x 1.5	8
9502-8-M22	M22 x 1.5	8
9502-10-M12	M12 x 1.5	10
9502-10-M16	M16 x 1.5	10
9502-10-M22	M22 x 1.5	10
9502-10/7-M12	M12 x 1.5	10/7
9502-10/7-M16	M16 x 1.5	10/7
9502-10/7-M22	M22 x 1.5	10/7
9502-12-M12	M12 x 1.5	12
9502-12-M16	M16 x 1.5	12
9502-12-M22	M22 x 1.5	12
9502-15-M16	M16 x 1.5	15
9502-15-M22	M22 x 1.5	15
9502-16-M22	M22 x 1.5	16
9502-16/12-M16	M16 x 1.5	16/12
9502-16/12-M22	M22 x 1.5	16/12
9502-18-M22	M22 x 1.5	18
Tech Sheet 20453		

Double Push-in, Male, Metric

0322	Thread	OD mm
9402-12-M16	M16 x 1.5	12
9402-12-M22	M22 x 1.5	12
Tech Sheet 20453		

Male, NPT

0322	Thread	OD mm
9500-6-02	1/8"	6
9500-05-02	1/8"	8
Tech Sheet 20453		

AIR BRAKE THREADED FITTINGS C-TRUCK 9000 SERIES

CAMOZZI Automation

Tee Adaptors

Male Branch, Metric

0322	Thread	OD mm
9412-6-M10	M10 x 1	6
9412-6-M12	M12 x 1.5	6
9412-6-M16	M16 x 1.5	6
9412-8-M12	M12 x 1.5	8
9412-8-M16	M16 x 1.5	8
9412-8-M22	M22 x 1.5	8
9412-10-M12	M12 x 1.5	10
9412-10-M16	M16 x 1.5	10
9412-10-M22	M22 x 1.5	10
9412-10/7-M12	M12 x 1.5	10/7
9412-10/7-M16	M16 x 1.5	10/7
9412-10/7-M22	M22 x 1.5	10/7
9412-12-M12	M12 x 1.5	12
9412-12-M16	M16 x 1.5	12
9412-12-M22	M22 x 1.5	12
9412-15-M16	M16 x 1.5	15
9412-15-M22	M22 x 1.5	15
9412-15/11-M16	M16 x 1.5	15/11
9412-15/11-M22	M22 x 1.5	15/11
Tech Sheet 20453		

Male Branch, NPT

0322	Thread	OD mm
9410-6-02	1/8"	6
9410-05-02	1/8"	8
Tech Sheet 20453		

Male Run, Metric

0322	Thread	OD mm
9422-6-M10	M10 x 1	6
9422-6-M12	M12 x 1.5	6
9422-6-M16	M16 x 1.5	6
9422-8-M12	M12 x 1.5	8
9422-8-M16	M16 x 1.5	8
9422-8-M22	M22 x 1.5	8
9422-10-M16	M16 x 1.5	10
9422-10-M22	M22 x 1.5	10
9422-12-M12	M12 x 1.5	12
9422-12-M16	M16 x 1.5	12
9422-12-M22	M22 x 1.5	12
9422-15-M16	M16 x 1.5	15
9422-15-M22	M22 x 1.5	15
Tech Sheet 20453		

Male Run, NPT

0322	Thread	OD mm
9420-6-02	1/8"	6
9420-05-02	1/8"	8
Tech Sheet 20453		

Y Piece Adaptors

Male, Metric

0322	Thread	OD mm
9450-8-M16	M16 x 1.5	8
9450-12-M16	M16 x 1.5	12
9450-12-M22	M22 x 1.5	12
Tech Sheet 20453		

Straight Couplings

Tube x Tube

0322	OD mm
9580-6	6
9580-8	8
9580-10	10
9580-12	12
9580-15/11	15/11
9580-16/12	16/12
9580-18/14	18/14
Tech Sheet 20453	

Elbows

Tube x Tube

0322	OD mm
9550-6	6
9550-8	8
9550-10	10
9550-12	12
Tech Sheet 20453	

Tees

Equal, Tube x Tube

0322	OD mm
9540-6	6
9540-8	8
9540-10	10
9540-12	12
9540-15/11	15/11
Tech Sheet 20453	

Branch Unequal, Tube x Tube

0322	OD mm	OD mm
9540-8-8-6	8	6
9540-12-12-8	12	8
Tech Sheet 20453		

Bulkhead Couplings

Male, Metric

0322	Thread	OD mm
9590-8-M18	M18 x 1.5	8
9590-8-M18-S01	M18 x 1.5	8
9590-12-M18	M18 x 1.5	12
9590-12-M18-S01	M18 x 1.5	12
Tech Sheet 20453		

Bulkhead Couplings

Female, Metric

0322	Thread	OD mm
9592-8-8-M18	M18 x 1.5	8
9592-12-8-M18	M18 x 1.5	12
Tech Sheet 20453		

AIR BRAKE THREADED FITTINGS C-TRUCK 9000 SERIES

Tees



Male x Female Branch, Metric

0322	Thread A	Thread B
D2062-M16XM12	M16 x 1.5	M12 x 1.5
D2062-M16XM16	M16 x 1.5	M16 x 1.5
D2062-M16XM22	M22 x 1.5	M16 x 1.5
D2062-M22XM22	M22 x 1.5	M22 x 1.5
Tech Sheet 20453		



Male x Female Run, Metric

0322	Thread A	Thread B
D2072-M16XM12	M16 x 1.5	M12 x 1.5
D2072-M16XM16	M16 x 1.5	M16 x 1.5
D2072-M16XM22	M22 x 1.5	M16 x 1.5
D2072-M22XM22	M22 x 1.5	M22 x 1.5
Tech Sheet 20453		

Equal Female, Metric

0322	Thread
D2003-M16	M16 x 1.5
D2003-M22	M22 x 1.5
Tech Sheet 20453	

Equal Female, Metric (Mountable)

0322	Thread
D2003-M16-S01	M16 x 1.5
Tech Sheet 20453	

Double Female, Metric

0322	Thread
D3043-M16-2D-S01	M16 x 1.5
Tech Sheet 20453	

Bulkheads

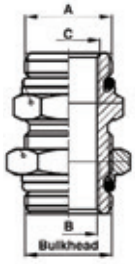

Female, Metric

0322	Thread A	Thread B	Thread C	Bulkhead
D2512-M22XM16	M16	M16	M10	M22
D2502-M22XM22	M22	M16	M16	M22
Tech Sheet 20453				

Elbows

Male x Female, Metric

0322	Thread A	Thread B
D2022-M16XM16	M16 x 1.5	M16 x 1.5
D2022-M16XM22	M22 x 1.5	M16 x 1.5
D2022-M22XM22	M22 x 1.5	M22 x 1.5
Tech Sheet 20453		

Male x Female, 2 Way Elbow, Metric

0322	Thread A	Thread B
D2077-M16-S01	M16 x 1.5	M16 x 1.5
D2077-M16M22S01	M16 x 1.5	M22 x 1.5
Tech Sheet 20453		

Cross

Male x Female, Metric

0322	Thread
D2032-M16	M16 x 1.5
Tech Sheet 20453	

For **Air Brake Tubing**
see page **910**

AIR BRAKE ACCESSORIES C-TRUCK 9000 SERIES

CAMOZZI Automation

Hosetail Adaptors

Male, Metric

0322	Thread	OD mm	Length A mm
D2602-10-M16-L30	M16 x 1.5	11	30
D2602-12-M16X1.5	M16 x 1.5	12.5	20
D2602-11.5M16L35	M16 x 1.5	12.5	35
Tech Sheet 20453			

Release Tools

Metric

0322	To Suit mm
DRK 6	6
DRK 8	8
DRK 10	10
DRK 12	12
DRK 15	15
DRK 16	16
DRK 18	18
Tech Sheet 20453	

Plugs

Male, Metric

0322	Thread
D2612-M12X1.5	M12 x 1.5
D2612-M16X1.5	M16 x 1.5
D2612-M22X1.5	M22 x 1.5
Tech Sheet 20453	

Test Point Valve

Male, Metric

0322	Thread	Thread
VPC-M16-M16	M16 x 1.5	M16 x 1.5
VPC-M22-M16	M22 x 1.5	M16 x 1.5
Tech Sheet 20453		

PORTWEST

For **PPE**
see pages **1750-1760**

Inflation alve

Male x Female, Metric

0322	Thread
V604-M22-S01	M22 x 1.5
Tech Sheet 20453	

Drain Valve

Male, Metric

0322	Thread
VDC-M22-S01	M22 x 1.5
Tech Sheet 20453	

Push-in Connector

Male Metric Fittings Mod D6512

0322	Thread	OD mm
D6512-4-M10	M10 x 1	4
Tech Sheet 20453		

Hose & Tubing

Thermoplastic tubing, hoses and assemblies for industrial and mobile applications.

- Polyurethane Tube
- Polyurethane Recoil Hoses
- Polyurethane Assemblies
- Nylon Tubing
- Nylon Recoil Hoses
- Tube Cutters

FT PRO®

new product

Crystal Blue

FT Pro tubing is the engineered solution for pneumatic applications requiring excellence as standard.

Metric Polyurethane Ester Tube

Ester-based polyurethane tubing has outstanding characteristics compared with other pneumatic tubing. This tube is extremely flexible and offers excellent bend capabilities, making it ideal for pneumatic control or robotic systems. It is also resistant to many chemicals, gases and oils, as well as having excellent abrasion resistance.

✔ **Ideal for use with push-in fittings, compression fittings, quick-fit fittings and hose tail fittings.**

✘ **Not suitable for use with water or in high humidity environments.**

Specifications

Medium
Compressed air and industrial fluids

Working Pressure
Vacuum to 12 bar

Working Temperature
-20°C to +70°C

Component Materials
Polyurethane ester

Regulations

Industrial

DI: 2002/95/EC (RoHS), 2011/65/EC
DI: 97/23/EC (PED)
RG: 1907/2006 (REACH)

FT PRO Polyurethane Tube

REACh ✓ RoHS

Metric Polyurethane Ester Tube

Part Number Colour Codes

N	Black	G	Green
B	Blue		Transparent
R	Red	CB	Crystal Blue
Y	Yellow		

new product



Metric, 25 Metre Coils

5030	OD mm	ID mm	Colour	Max Pressure PSI	Max Pressure Bar
PU03/020B	3	2		150	10
PU03/020CB	3	2		150	10
PU04/025N	4	2.5		190	13
PU04/025B	4	2.5		190	13
PU04/025CB	4	2.5		190	13
PU04/025R	4	2.5		190	13
PU04/025Y	4	2.5		190	13
PU04/025G	4	2.5		190	13
PU04/025	4	2.5		190	13
PU05/030N	5	3		160	11
PU05/030B	5	3		160	11
PU05/030CB	5	3		160	11
PU06/040N	6	4		155	11
PU06/040B	6	4		155	11
PU06/040CB	6	4		155	11
PU06/040R	6	4		155	11
PU06/040Y	6	4		155	11
PU06/040G	6	4		155	11
PU06/040	6	4		155	11
PU08/055N	8	5.5		150	10
PU08/055B	8	5.5		150	10
PU08/055CB	8	5.5		150	10
PU08/055R	8	5.5		150	10
PU08/055Y	8	5.5		150	10
PU08/055G	8	5.5		150	10
PU08/055	8	5.5		150	10
PU08/060N	8	6		120	8

5030	OD mm	ID mm	Colour	Max Pressure PSI	Max Pressure Bar
PU08/060B	8	6		120	8
PU08/060CB	8	6		120	8
PU08/060R	8	6		120	8
PU08/060Y	8	6		120	8
PU08/060G	8	6		120	8
PU08/060	8	6		120	8
PU10/065N	10	6.5		125	9
PU10/065B	10	6.5		125	9
PU10/065CB	10	6.5		125	9
PU10/065R	10	6.5		125	9
PU10/065Y	10	6.5		125	9
PU10/065G	10	6.5		125	9
PU10/065	10	6.5		125	9
PU10/080N	10	8		120	8
PU10/080B	10	8		120	8
PU10/080CB	10	8		120	8
PU10/080	10	8		120	8
PU12/080N	12	8		120	8
PU12/080B	12	8		120	8
PU12/080CB	12	8		120	8
PU12/080R	12	8		120	8
PU12/080Y	12	8		120	8
PU12/080G	12	8		120	8
PU12/080	12	8		120	8
PU16/110B	16	11		100	7
PU16/110CB	16	11		100	7

Tech Sheet 3131

Metric Polyurethane Ester Tube

Ester based polyurethane tubing has outstanding characteristics compared with other pneumatic tubing.

Part Number Colour Codes

N Black | B Blue | R Red | Y Yellow | G Green | Transparent | CB Crystal Blue



Metric, 100 Metre Coils

5030	OD mm	ID mm	Colour	Max Pressure PSI	Max Pressure Bar
PU04/025N-100	4	2.5		190	13
PU04/025B-100	4	2.5		190	13
PU04/025CB-100	4	2.5		190	13
PU04/025R-100	4	2.5		190	13
PU04/025Y-100	4	2.5		190	13
PU04/025G-100	4	2.5		190	13
PU04/025-100	4	2.5		190	13
PU06/040N-100	6	4		155	11
PU06/040B-100	6	4		155	11
PU06/040CB-100	6	4		155	11
PU06/040R-100	6	4		155	11
PU06/040Y-100	6	4		155	11
PU06/040G-100	6	4		155	11
PU06/040-100	6	4		155	11
PU08/055N-100	8	5.5		150	10
PU08/055B-100	8	5.5		150	10
PU08/055CB-100	8	5.5		150	10
PU08/055R-100	8	5.5		150	10
PU08/055Y-100	8	5.5		150	10
PU08/055G-100	8	5.5		150	10
PU08/055-100	8	5.5		150	10
PU08/060N-100	8	6		120	8
PU08/060B-100	8	6		120	8

5030	OD mm	ID mm	Colour	Max Pressure PSI	Max Pressure Bar
PU08/060CB-100	8	6		120	8
PU08/060R-100	8	6		120	8
PU08/060Y-100	8	6		120	8
PU08/060G-100	8	6		120	8
PU08/060-100	8	6		120	8
PU10/065N-100	10	6.5		125	9
PU10/065B-100	10	6.5		125	9
PU10/065CB-100	10	6.5		125	9
PU10/065R-100	10	6.5		125	9
PU10/065Y-100	10	6.5		125	9
PU10/065G-100	10	6.5		125	9
PU10/065-100	10	6.5		125	9
PU10/080N-100	10	8		120	8
PU10/080B-100	10	8		120	8
PU10/080CB-100	10	8		120	8
PU10/080-100	10	8		120	8
PU12/080N-100	12	8		120	8
PU12/080B-100	12	8		120	8
PU12/080CB-100	12	8		120	8
PU12/080R-100	12	8		120	8
PU12/080G-100	12	8		120	8
PU12/080-100	12	8		120	8

Tech Sheet 3131

Polyurethane Recoil Twin Hose

Working Temperature
-20°C to +70°C



Red/Yellow

0306	OD mm	ID mm	Working Length Metres
TWIN80505RY	8	5	2.5
TWIN10656RY	10	6.5	3
TWIN12806RY	12	8	3

Tech Sheet 3133

FTPRO Polyurethane Tube

REACh ✓ RoHS

Metric Polyurethane Ether Tube

Working Temperature
-40°C to +70°C

Ether based tube has a greater durability to water and high humidity environments.

PUET air line tubing is made from 95A shore durometer, ether-based polyurethane and is an excellent choice for compressed air systems.

- **Kink and abrasion resistant.**
- **Resistant to chemicals, water, fuel and oil.**
- **Outstanding flexibility and memory.**
- **Safety factor of 3 to 1**
- **Vacuum rating 28" Hg.**



Metric, 25 Metre Coils

5030	OD mm	ID mm	Colour	Max Pressure PSI	Max Pressure Bar
PUET04/025N-25	4	2.5		156	11
PUET04/025B-25	4	2.5		156	11
PUET04/025CB-25	4	2.5		156	11
PUET04/025-25	4	2.5		156	11
PUET05/030N-25	5	3		171	12
PUET05/030B-25	5	3		171	12
PUET05/030CB-25	5	3		171	12
PUET05/030-25	5	3		171	12
PUET06/040N-25	6	4		142	10
PUET06/040B-25	6	4		142	10
PUET06/040CB-25	6	4		142	10
PUET06/040-25	6	4		142	10
PUET08/055N-25	8	5.5		114	8
PUET08/055B-25	8	5.5		114	8
PUET08/055CB-25	8	5.5		114	8
PUET08/055-25	8	5.5		114	8
PUET10/070N-25	10	7		114	8
PUET10/070B-25	10	7		114	8
PUET10/070CB-25	10	7		114	8
PUET10/070-25	10	7		114	8
PUET12/080N-25	12	8		128	9
PUET12/080B-25	12	8		128	9
PUET12/080CB-25	12	8		128	9
PUET12/080-25	12	8		128	9

Tech Sheet 3132

Metric, 100 Metre Coils

5030	OD mm	ID mm	Colour	Max Pressure PSI	Max Pressure Bar
PUET04/025N-100	4	2.5		156	11
PUET04/025B-100	4	2.5		156	11
PUET04/025CB-100	4	2.5		156	11
PUET04/025-100	4	2.5		156	11
PUET06/040N-100	6	4		142	10
PUET06/040B-100	6	4		142	10
PUET06/040CB-100	6	4		142	10
PUET06/040-100	6	4		142	10
PUET08/055N-100	8	5.5		114	8
PUET08/055B-100	8	5.5		114	8
PUET08/055CB-100	8	5.5		114	8
PUET08/055-100	8	5.5		114	8
PUET10/070N-100	10	7		114	8
PUET10/070B-100	10	7		114	8
PUET10/070CB-100	10	7		114	8
PUET10/070-100	10	7		114	8
PUET12/080N-100	12	8		128	9
PUET12/080B-100	12	8		128	9
PUET12/080CB-100	12	8		128	9
PUET12/080-100	12	8		128	9

Tech Sheet 3132

Blow Guns & Polyurethane Coil Assemblies, Red

1/4" BSPT

5030	OD mm	ID mm	Working Length Metres	Blow Gun Type
2027-3967	6	4	2	ASG-1
2027-3975	6	4	4	ASG-1
2027-4007	6	4	2	BG5
2027-4015	6	4	4	BG5
2027-4023	10	6.5	2	ASG-1
2025-2763	10	6.5	4	ASG-1
2027-4049	10	6.5	6	ASG-1
2027-4056	10	6.5	2	BG5
2027-4064	10	6.5	4	BG5
2027-4072	10	6.5	6	BG5

Tech Sheet 3133



Metric Polyurethane Coil Assemblies

Also available in

B Blue R Red Y Yellow

CB Crystal Blue

Brass Nickel Plated Swivel, BSPT with Spring Guards

5030	OD mm	ID mm	Working Length Metres	Thread	Colour
2196-4229	6	4	2	1/4"	
2196-4230	6	4	4	1/4"	
2196-4231	6	4	6	1/4"	
2196-4232	6	4	8	1/4"	
2196-4233	6	4	10	1/4"	
2196-4234	8	5	2	1/4"	
2196-4235	8	5	4	1/4"	
2196-4236	8	5	6	1/4"	
2196-4237	8	5	8	1/4"	
2196-4238	8	5	10	1/4"	
2196-4239	8	5	12	1/4"	
2196-4240	10	6.5	2	1/4"	
2196-4241	10	6.5	4	1/4"	
2196-4242	10	6.5	6	1/4"	
2196-4243	10	6.5	8	1/4"	
2196-4244	10	6.5	10	1/4"	
2196-4245	10	6.5	12	1/4"	
2196-4246	12	8	2	3/8"	
2196-4247	12	8	4	3/8"	
2196-4248	12	8	6	3/8"	
2196-4249	12	8	8	3/8"	
2196-4250	12	8	10	3/8"	
2196-4251	12	8	12	3/8"	
2196-4252	6	4	2	1/4"	
2196-4253	6	4	4	1/4"	
2196-4254	6	4	6	1/4"	
2196-4255	6	4	8	1/4"	
2196-4256	6	4	10	1/4"	
2196-4257	8	5	2	1/4"	
2196-4258	8	5	4	1/4"	
2196-4259	8	5	6	1/4"	
2196-4260	8	5	8	1/4"	
2196-4261	8	5	10	1/4"	
2196-4262	8	5	12	1/4"	
2196-4263	10	6.5	2	1/4"	
2196-4264	10	6.5	4	1/4"	
2196-4265	10	6.5	6	1/4"	
2196-4266	10	6.5	8	1/4"	
2196-4267	10	6.5	10	1/4"	
2196-4268	10	6.5	12	1/4"	
2196-4269	12	8	2	3/8"	
2196-4270	12	8	4	3/8"	
2196-4271	12	8	6	3/8"	
2196-4272	12	8	8	3/8"	
2196-4273	12	8	10	3/8"	

5030	OD mm	ID mm	Working Length Metres	Thread	Colour
2196-4275	6	4	2	1/4"	
2196-4276	6	4	4	1/4"	
2196-4277	6	4	6	1/4"	
2196-4278	6	4	8	1/4"	
2196-4279	6	4	10	1/4"	
2196-4280	8	5	2	1/4"	
2196-4281	8	5	4	1/4"	
2196-4282	8	5	6	1/4"	
2196-4283	8	5	8	1/4"	
2196-4284	8	5	10	1/4"	
2196-4285	8	5	12	1/4"	
2196-4286	10	6.5	2	1/4"	
2196-4287	10	6.5	4	1/4"	
2196-4288	10	6.5	6	1/4"	
2196-4289	10	6.5	8	1/4"	
2196-4290	10	6.5	10	1/4"	
2196-4291	10	6.5	12	1/4"	
2196-4292	12	8	2	3/8"	
2196-4293	12	8	4	3/8"	
2196-4294	12	8	6	3/8"	
2196-4295	12	8	8	3/8"	
2196-4296	12	8	10	3/8"	
2196-4297	12	8	12	3/8"	
2196-4298	6	4	2	1/4"	
2196-4299	6	4	4	1/4"	
2196-4300	6	4	6	1/4"	
2196-4301	6	4	8	1/4"	
2196-4302	6	4	10	1/4"	
2196-4303	8	5	2	1/4"	
2196-4304	8	5	4	1/4"	
2196-4305	8	5	6	1/4"	
2196-4306	8	5	8	1/4"	
2196-4307	8	5	10	1/4"	
2196-4308	8	5	12	1/4"	
2196-4309	10	6.5	2	1/4"	
2196-4310	10	6.5	4	1/4"	
2196-4311	10	6.5	6	1/4"	
2196-4312	10	6.5	8	1/4"	
2196-4313	10	6.5	10	1/4"	
2196-4314	10	6.5	12	1/4"	
2196-4315	12	8	2	3/8"	
2196-4316	12	8	4	3/8"	
2196-4317	12	8	6	3/8"	
2196-4318	12	8	8	3/8"	
2196-4319	12	8	10	3/8"	
2196-4320	12	8	12	3/8"	

FT PRO Polyurethane Recoil Hoses

REACh ✓ RoHS

Swivel Fitting for Polyurethane Tube & Flexi-Braid Polyurethane Braided Hose

Other fittings can be used with "Flexi-Braid" Hose, such as brass hose-tails (see page 1141) stainless steel hose tails (see page 1311) or nylon hose tails (see page 1150).

Brass Fitting BSPT

5030	To Suit Tube Size mm	Thread
PF0406-14	4 x 6	1/4"
PF0508-14	5 x 8	1/4"
PF0610-14	6.5 x 10	1/4"
PF0812-14	8 x 12	1/4"
PF0812-38	8 x 12	3/8"
Tech Sheet 20350		

Brass Fitting BSPT, Nickel Plated with Spring Guards

5030	To Suit Tube Size mm	Thread
PF0406-14-NG	4 x 6	1/4"
PF0508-14-NG	5 x 8	1/4"
PF0610-14-NG	6.5 x 10	1/4"
PF0812-14-NG	8 x 12	1/4"
PF0812-38-NG	8 x 12	3/8"
Tech Sheet 20350		

Metric Poly Coil Assemblies



BSPT

5030	OD mm	Working Length Mtrs	Thread
PUC4/1-18	4	1	1/8"
PUC4/1-14	4	1	1/4"
PUC4/2-18	4	2	1/8"
PUC4/2-14	4	2	1/4"
PUC6/1-18	6	1	1/8"
PUC6/1-14	6	1	1/4"
PUC6/2-18	6	2	1/8"
PUC6/2-14	6	2	1/4"
PUC6/3-18	6	3	1/8"
PUC6/3-14	6	3	1/4"
PUC8/2-14	8	2	1/4"
PUC8/2-38	8	2	3/8"
PUC8/3-14	8	3	1/4"
PUC8/5-14	8	5	1/4"
Tech Sheet 3135			

Polyurethane Coil Type PUC

Coil hose polyurethane self-storing hose was developed to eliminate the two most common limitations of nylon self storing hoses; kinking and abrasion resistance. Lightweight yet extremely durable, polyurethane coil hose is ideal for use in tough work areas or highly mobile applications. This extremely flexible material which resists kinking and is impervious to abrasions and oils,

is ideally suited for production line air tools; instrumentation; robotics; and many more industrial applications. The superior elasticity characteristics and very small bend radius make it ideal for use in confined spaces.

Supplied without fittings, but ideal for use with push-in, hose tail or quick-fit fittings.

Working Temperature
-20°C to +60°C

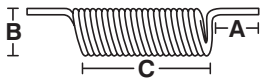

CB Crystal Blue

5030	OD mm	ID mm	Length A mm	Length B mm	Length C mm	Working Length Mtrs	Colour
PUC4/1	4	2.5	80	26	60	1	
PUC4/2	4	2.5	80	26	120	2	
PUC6/1	6	4	120	37	51	1	
PUC6/2	6	4	120	37	120	2	
PUC6/3	6	4	120	37	185	3	
PUC8/2	8	5	150	47	140	2	
PUC8/3	8	5	150	47	210	3	
PUC8/5	8	5	150	47	345	5	
PUC4/1B	4	2.5	80	26	60	1	
PUC4/2B	4	2.5	80	26	120	2	
PUC6/1B	6	4	120	37	51	1	
PUC6/2B	6	4	120	37	120	2	
PUC6/3B	6	4	120	37	185	3	
PUC8/2B	8	5	150	47	140	2	
PUC8/3B	8	5	150	47	210	3	
PUC8/5B	8	5	150	47	345	5	
PUC4/1CB	4	2.5	80	26	60	1	
PUC4/2CB	4	2.5	80	26	120	2	
PUC6/1CB	6	4	120	37	51	1	
PUC6/2CB	6	4	120	37	120	2	
PUC6/3CB	6	4	120	37	186	3	
PUC8/2CB	8	5	150	47	140	2	
PUC8/3CB	8	5	150	47	210	3	
PUC8/5CB	8	5	150	47	345	5	
Tech Sheet 3134							

Imperial Polyurethane Tube

25 Metre Coils, Black

5030	OD	ID	ID mm
2021-5265	1/8"	1/6"	2
2021-5273	1/4"	1/8"	4
2021-5281	5/16"	3/16"	5
2021-5299	3/8"	1/4"	6.5

100 Metre Coils, Black

5030	OD	ID	ID mm
2021-5224	1/8"	1/6"	2
2021-5232	1/4"	1/8"	4
2021-5240	5/16"	3/16"	5
2021-5257	3/8"	1/4"	6.5

'Flexi-Braid' Tubing

"Flexi-Braid" inner-braided polyurethane hose offers an excellent alternative too much bulkier rubber and plastic hoses. Extremely lightweight and tough, it is ideal for either outdoor contractor use or indoor industrial use. **"Flexi-Braid"** retains its flexibility even in cold environments. Unlike other hoses that are made up of a separate core, braiding and cover, **"Flexi-Braid"** is extracted complete as a braided hose.

This integral piece construction eliminates the possibility of having the various layers separate due to constant expansion and contraction during pulsating operations, such as with staple or nail guns.

Flexi-Braid Advantages:

- Extremely flexible with a lively rubber like feel making it easier to rewind and handle.
- Broad temperature range (-20°C to + 80°C) and retains its flexibility even in sub-zero temperatures.
- Highly resistant to lubricating oils and greases that can damage PVC.
- UV stabilised for larger out door service.
- Extremely tough, it is the most abrasion resistant tube available.
- High flexural strength, it withstands the rigors of repeated flexing and tight bends..

Flexi-Braid Polyurethane Recoils



1/4" BSPT Swivel

5030	OD mm	ID mm	Working Length Metres
IBR10-50	10	6.5	5
IBR10-75	10	6.5	7.5
IBR12-50	12	8	5
IBR12-75	12	8	7.5
Tech Sheet 20345			

Flexi-Braid Polyurethane Braided Hose

Working Temperature: -20°C to +80°C

Maximum Working Pressure: 15 bar (200 psi)



Blue, 25 Metre Coils

5030	OD mm	ID mm
BPU065/100B	10	6.5
BPU080/120B	12	8
BPU100/145B	14.5	10
Tech Sheet 20346		

POLYURETHANE ANTI-SPATTER TUBE & HOSE

Polyurethane Anti-spatter Tube

This PVC/Polyurethane, alloy tubing has been developed by taking 98A durometer polyurethane as the inner tube and jacketing it with a specially formulated flame retardant cover.
The jacket protects the tubing from incidental contact with weld spatter.

Features:
- UL-94 (V-0) Fire Resistance.
- High abrasion resistance.
- Non-Marking Cover.
- Good flexibility over a wide temperature range.
- Excellent fitting retention at elevated temperatures.

Applications:
- Transfer of Air & Water.
- Induction welding tubing lines.
- Transfer of deionised water.
- Robotic & Pneumatic Air Lines.
- Automotive assembly lines.

Temperature Range:
-40°C to +70°C



Anti-spatter Tube, 50 Metre Coils

0306	OD mm	ID mm	Colour	Max Pressure PSI	Max Pressure Bar	Bend Radius mm
S604050MBU	6	4	Blue	159	11	20
S604050MGY	6	4	Grey	159	11	20
S604050MY	6	4	Yellow	159	11	20
S805050MBU	8	5	Blue	188	13	30
S805050MGY	8	5	Grey	188	13	30
S805050MY	8	5	Yellow	188	13	30
S128050MBU	12	8	Blue	145	10	45
S128050MGY	12	8	Grey	145	10	45
S128050MY	12	8	Yellow	145	10	45
Tech Sheet 20343						

Polyurethane Anti-spatter Recoil Hose

Temperature Range:
-40°C to +70°C

Safety factor of 3 to 1.

Blue, Anti-spatter Recoil Hose, 4 Metre Coils, 1/4" BSPT

0306	OD mm	ID mm	Max Pressure PSI	Max Pressure Bar	Bend Radius mm
SC60404MBU	6	4	159	11	15
SC80504MBU	8	5	188	13	20
SC10654MBU	10	6.5	159	10	30
Tech Sheet 20344					

ambersil

For **Welding Sprays** see page **1577**

Tube & Hose Cutters

Nylon & Polyurethane Tube Cutter, 3mm-16mm

5010	Colour
KTC-1	Blue
	Tech Sheet 3136

LBS-25

LBS-120

LBS-63N

5100	To Suit Tube OD mm
LBS-25	3 - 25
LBS-120	6 - 42
LBS-63N	6 - 63

Metal

5100	To Suit Tube OD mm
27000216	2 - 12
27000825	4 - 28

Spare Blades (Per Piece)

5100	To Suit
27010216	27000216
27010825	27000825

Replacement Blade

Heavy-duty

9057	Description
TCUT0001	Up to 20mm Tube
TCUT0101	Replacement Blade up to 20mm

John Guest

Heavy-duty

1400	Description
JG-TSP	To Suit up to 22mm Pipe

Copper Tube Cutters

Standard Cutter

5100	To Suit OD mm
CTC1	3-28

Mini Cutter

5100	To Suit OD mm
CTC2	3-16

Automatic Tube Cutters

- Single action automatic tube cutting in tight locations.

5100	To Suit OD mm
88801	15
88802	22

Copper Tube Reamer

Internal/External Reamer for Tube

5070	To Suit OD mm
CTR1	3-36

TUBING

Crystal Clear Colour Tinted Polyether Polyurethane Tubing

25 Metre Rolls, Tinted Close Tolerance Flexible

1014	OD mm	ID mm	Colour
LE-1025U04R12	4	2.5	Green
LE-1025U04R13	4	2.5	Red
LE-1025U04R14	4	2.5	Blue
LE-1025U04R17	4	2.5	Orange
LE-1025U06R12	6	4	Green
LE-1025U06R13	6	4	Red
LE-1025U06R14	6	4	Blue
LE-1025U06R17	6	4	Orange
LE-1025U08R12	8	5.5	Green
LE-1025U08R13	8	5.5	Red
LE-1025U08R14	8	5.5	Blue
LE-1025U08R17	8	5.5	Orange
LE-1025U10R14	10	7	Blue
LE-1025U12R14	12	8	Blue
Tech Sheet 60547			

100 Metre Rolls, Tinted Close Tolerance Flexible

1014	OD mm	ID mm	Colour
LE-1100U04R12	4	2.5	Green
LE-1100U04R13	4	2.5	Red
LE-1100U04R14	4	2.5	Blue
LE-1100U04R17	4	2.5	Orange
LE-1100U06R12	6	4	Green
LE-1100U06R13	6	4	Red
LE-1100U06R14	6	4	Blue
LE-1100U06R17	6	4	Orange
LE-1100U08R12	8	5.5	Green
LE-1100U08R13	8	5.5	Red
LE-1100U08R14	8	5.5	Blue
LE-1100U08R17	8	5.5	Orange
LE-1100U10R14	10	7	Blue
LE-1100U12R14	12	8	Blue
Tech Sheet 60547			

Polyamide Fireproof High Resistance Tubing

Working Temperature:
-40°C to +100°C



100 Metre Coils

1014	OD mm	ID mm	Colour
LE-1100P04R00	4	2	Natural
LE-1100P04R01	4	2	Black
LE-1100P04R04	4	2	Blue
LE-1100P06R00	6	4	Natural
LE-1100P06R01	6	4	Black
LE-1100P06R04	6	4	Blue
LE-1100P08R00	8	6	Natural
LE-1100P08R01	8	6	Black
LE-1100P08R04	8	6	Blue
LE-1100P10R00	10	8	Natural
LE-1100P10R01	10	8	Black
LE-1100P10R04	10	8	Blue
LE-1100P12R00	12	9	Natural
LE-1100P12R01	12	9	Black
Tech Sheet 10658			

FT PRO®



For **Tube & Hose Cutters** see page **905**

TUBING

Advanced Polyethylene Tubing

- Suitable for a wide variety of uses in point of use water purification systems, industrial water treatment and drink dispense systems.
- Made from a high grade of polyethylene, the advanced PE tubing ensures the best balance between flexibility and pressure/temperature resistance.
- Resistant to a wide range of aggressive chemical agents.
- Available in nine colours.
- Black tubing is UV stabilized, making it resistant to direct ultraviolet sunlight and ideal for outdoor applications.
- Silicone free.

Working Temperature:
+34°F (1°C) to +203°F (95°C)

150 Metre Coils

1014	OD	ID	Colour
LE-1098Y56F00	1/4"	0.170"	Natural
LE-1098Y56F01	1/4"	0.170"	Black
LE-1098Y56F03	1/4"	0.170"	Red
LE-1098Y56F04	1/4"	0.170"	Blue
LE-1098Y60F00	3/8"	0.250"	Natural
LE-1098Y60F01	3/8"	0.250"	Black
LE-1098Y60F04	3/8"	0.250"	Blue

75 Metre Coils

1014	OD	ID	Colour
LE-1096Y62F00	1/2"	0.375"	Natural
LE-1096Y62F01	1/2"	0.375"	Black
LE-1096Y62F04	1/2"	0.375"	Blue

150 Metre Coils

1014	OD mm	ID mm	Colour
LE-1015Y06F00	6	4	Natural
LE-1015Y06F01	6	4	Black
LE-1015Y06F04	6	4	Blue
LE-1015Y08F00	8	5.75	Natural
LE-1015Y08F01	8	5.75	Black
LE-1015Y08F04	8	5.75	Blue
LE-1015Y10F00	10	7	Natural
LE-1015Y10F01	10	7	Black
LE-1015Y10F04	10	7	Blue

75 Metre Coils

1014	OD mm	ID mm	Colour
LE-1075Y12F00	4	2.5	Natural
LE-1075Y12F01	4	2.5	Black
LE-1075Y12F04	4	2.5	Blue

For **Parker Legris Fittings**
see pages **800-803**

TUBING

Polyether Polyurethane Tubing

The high flexibility of Legris flexible polyurethane tubing allows compact cabling where a small bend radius is required.

Legris flexible polyurethane tubing has a shore hardness 52°C and conforms to NFE 49.101 standard.

Polyether polyurethane tubing, for excellent resistanceto humidity and bacteriological aggressions.

Polyester polyurethane available on request.

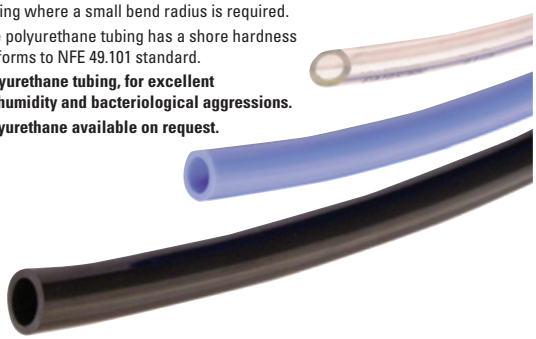

25 Metre Rolls, Close Tolerance Flexible

1014	OD mm	ID mm	Colour	Max Pressure PSI	Max Pressure Bar
LE-1025U04R01	4	2.5	Black	145	10
LE-1025U04R04	4	2.5	Blue	145	10
LE-1025U04R08	4	2.5	Clear	145	10
LE-1025U05R08	5	3	Clear	160	11
LE-1025U06R01	6	4	Black	130	9
LE-1025U06R04	6	4	Blue	130	9
LE-1025U06R08	6	4	Clear	130	9
LE-1025U08R01	8	5.5	Black	116	8
LE-1025U08R04	8	5.5	Blue	116	8
LE-1025U08R08	8	5.5	Clear	116	8
LE-1025U10R01	10	7	Black	116	8
LE-1025U10R04	10	7	Blue	116	8
LE-1025U10R08	10	7	Clear	116	8
LE-1025U12R01	12	8	Black	130	9
LE-1025U12R04	12	8	Blue	130	9
LE-1025U12R08	12	8	Clear	130	9
LE-1025U14R0495	14	9.5	Blue	130	9
LE-1025U14R0895	14	9.5	Clear	130	9

Polyurethane Twin Tubing

- Twin tubing maintains the smooth surface of both tubes when separated and keeps the characteristics of their dimensions.
- Swift and easy assembly.
- Compactness of circuitry.
- Differentiation of circuits, via two colours.



25 Metre Coils

1012	OD mm	ID mm	Colour
LE-1420U04 11	4	2.5	Black/Black
LE-1420U04 44	4	2.5	Blue/Blue
LE-1420U04 41	4	2.5	Black/Blue
LE-1420U06 11	6	4	Black/Black
LE-1420U06 44	6	4	Blue/Blue
LE-1420U06 41	6	4	Black/Blue
LE-1420U08 41	8	5.5	Black/Blue

Anti-spark Tubing

- Anti-spark tubing is suitable for installations submitted to aggressive environments and provides resistance to spark projections. It is designed with a PVC sheath and semi-rigid nylon tubing and conforms to UL94V-0 standard.
- A special mark on the tube indicates the length to be stripped back to reach the shoulder of the fitting.

25 Metre Coils

1012	OD mm	ID mm	Bend Radius mm	Colour
LE-1025P06V01	6	4	20	Black
LE-1025P06V04	6	4	20	Blue
LE-1025P08V01	8	6	25	Black
LE-1025P08V04	8	6	25	Blue
LE-1025P10V01	10	8	32	Black
LE-1025P10V04	10	8	32	Blue
LE-1025P12V01	12	10	35	Black

100 Metre Coils

1012	OD mm	ID mm	Bend Radius mm	Colour
LE-1100P06V01	6	4	20	Black
LE-1100P08V01	8	6	25	Black
LE-1100P08V04	8	6	25	Blue

Anti-static Tubing

- Anti-static polyurethane tubing has a low surface resistance (103 ohms) and is designed to prevent accumulation of electrostatic charges.

100 Metre Coils

1012	OD mm	ID mm	Bend Radius mm
LE-1100U03A01	3	1.5	8
LE-1100U06A01	6	4	15
LE-1100U08A01	8	5.5	25
LE-1100U10A01	10	7	35

Stripping Tool

- For use on anti-spark tube.

1012
LE-60007100

Translucent Silicone Tubing

Translucent silicone tube is non-toxic and biologically inert. it is FDA, BGA, WRC and NWC approved for drug and medical use, and meets European Pharmacopoeia class VI. Outstanding temperature resistance from -60°C to +200°C, it can withstand repeated autoclaving.

Excellent chemical resistance (contact technical department for advice).

Not suitable for high pressure applications.

Working Temperature:
-60°C to +200°C



10 Metre Coils

5012	OD mm	ID mm	Wall Thickness mm
TST-04/020	2	4	1
TST-06/040	4	6	1
TST-08/050	5	8	1.5
TST-10/080	8	10	1
TST-12/080	8	12	2

FEP Tubing

10 Metre Coils

5012	OD mm
4500400100	6
4500600100	8
Tech Sheet 20216	

PFA Tubing

10 Metre Coils

5012	OD mm	OD
4601000100	12	-
4600952159	-	1/2"
Tech Sheet 60553		

PTFE Tubing (Polytetrafluoroethylene)

The unique properties of PTFE are excellent. Enjoying a non-stick/low friction release property and a very wide temperature range, it is virtually inert to all known chemicals and solvents. It exhibits extremely good electrical insulation properties and good weatherability. All these characteristics combined make PTFE the ideal material for innumerable applications.

Please note: no recommended burst pressures/working pressures due to hose being unreinforced.

10 Metre Coils

5012	ID mm	OD mm	Wall Thickness mm
TPTFE-04/025-10M	2.5	4	0.75
TPTFE-06/040-10M	4	6	1
TPTFE-08/060-10M	6	8	1
TPTFE-10/080-10M	8	10	1
TPTFE-12/010-10M	10	12	1
Tech Sheet 1379			

30 Metre Coils

5012	ID mm	OD mm	Wall Thickness mm
TPTFE-04/025-30M	2.5	4	0.75
TPTFE-06/040-30M	4	6	1
TPTFE-08/060-30M	6	8	1
TPTFE-10/080-30M	8	10	1
TPTFE-12/010-30M	10	12	1
Tech Sheet 1379			

LDP Low Density Polyethylene Tube

30 Metre Coils

5040	ID mm	OD mm	Max Pressure PSI	Max Pressure Bar
LDP04/025	4	2.5	200	13.5
LDP05/030	5	3	200	13.5
LDP06/040	6	4	185	12.5
LDP08/060	8	6	165	11
LDP10/080	10	8	150	10
LDP12/100	12	10	90	6

Customers who bought from this page also purchased...

Parker RECTUS

Pneumatic Quick Release Series 21 Worldwide Profile Thermoplastic Couplings

...see pages **347-349**

Air Brake Tubing DIN 74324

Working Temperature:
-20°C to +70°C

- Manufactured from heat and light stabilised polyamide. This tube has excellent low density, low water absorption, physical properties and dimensions relatively constant even during humidity changes.
- Other colours available on request, minimum order of 20 x 30 metre coils.

30 Metre Coils

5040	OD mm	ID mm	Colour	Max Pressure Bar
AB4230	4	2	Black	45
AB6430	6	4	Black	27
AB10730	10	7	Black	19
AB12930	12	9	Black	19
AB161230	16	12	Black	19
AB181430	18	14	Black	17

SIRIT
AIR BRAKE FITTINGS

For **Air Brake Fittings**
see pages **887-889**

Nylon 12 Air Brake Coils, DIN 73378, SAE J 844 Type B



- Low moisture absorption.
- Excellent resistance to a wide range of chemicals.

Working Temperature:
-40°C to +80°C

Red, Emergency Line, 1/2" BSPT

0306	ID mm	OD mm	Working Length Metres	Rotation
AB129035R	12	9	3.5	16
AB129050R	12	9	5	22
Tech Sheet 20391				

Blue, Auxiliary Line, 1/2" BSPT

0306	ID mm	OD mm	Working Length Metres	Rotation
AB129035B	12	9	3.5	16
AB129050B	12	9	5	22
Tech Sheet 20391				

Yellow, Service Line, 1/2" BSPT

0306	ID mm	OD mm	Working Length Metres	Rotation
AB129035Y	12	9	3.5	16
AB129050Y	12	9	5	22
Tech Sheet 20391				

POLYURETHANE TUBING

FESTO

Features

- Extremely flexible polyurethane tubing
- High resistance to stress cracks
- Suitable for use with energy chains
- Food safe - FDA Compliant
- Plastic tubing PUN-H-F
- Polyurethane
- High resistance to microbes and hydrolysis
- Clean room-compatible combination with fitting NPKA
- Operating medium: compressed air, vacuum and water



For food safety certificates,
see www.festo.com/certificates/PUN_H_F

Product Description

PUN - **H** - **6X1** - **TSW**

- PUN: Standard Tubing
- H: Hydrolysis Resistant Material
- 6X1: OD x Wall Thickness mm
- TSW: Colour

POLYURETHANE TUBING

FESTO

Hydrolysis-resistant

- Extremely flexible polyurethane tubing
- Suitable for use with energy chains
- Operating media: compressed air, vacuum and water

Working Temperature: -35°C to +60°C

Maximum Working Pressure: 10 bar



50 Metres

0011	OD mm	ID mm	Colour	Manufacturer's Code
197390	4	2.6	Black	PUN-H-4X0,75-SW
8048673	4	2.6	Translucent Black	PUN-H-4X0,75-TSW
8048675	4	2.6	Translucent Red	PUN-H-4X0,75-TRT
197383	4	2.6	Blue	PUN-H-4X0,75-BL
197376	4	2.6	Natural	PUN-H-4X0,75-NT
558278	4	2.6	Silver	PUN-H-4X0,75-SI
8048677	4	2.6	Translucent Green	PUN-H-4X0,75-TGN
8048679	4	2.6	Translucent Yellow	PUN-H-4X0,75-TGE
8048671	4	2.6	Translucent Blue	PUN-H-4X0,75-TBL
8048683	6	4	Translucent Black	PUN-H-6X1-TSW
197384	6	4	Blue	PUN-H-6X1-BL
8048681	6	4	Translucent Blue	PUN-H-6X1-TBL
197377	6	4	Natural	PUN-H-6X1-NT
558279	6	4	Silver	PUN-H-6X1-SI
197391	6	4	Black	PUN-H-6X1-SW
8048685	6	4	Translucent Red	PUN-H-6X1-TRT
8048687	6	4	Translucent Green	PUN-H-6X1-TGN

0011	OD mm	ID mm	Colour	Manufacturer's Code
8048689	6	4	Translucent Yellow	PUN-H-6X1-TGE
8048693	8	5.7	Translucent Black	PUN-H-8X1,25-TSW
8048691	8	5.7	Translucent Blue	PUN-H-8X1,25-TBL
8048695	8	5.7	Translucent Red	PUN-H-8X1,25-TRT
8048697	8	5.7	Translucent Green	PUN-H-8X1,25-TGN
8048699	8	5.7	Translucent Yellow	PUN-H-8X1,25-TGE
8048705	10	7	Translucent Red	PUN-H-10X1,5-TRT
8048707	10	7	Translucent Green	PUN-H-10X1,5-TGN
8048709	10	7	Translucent Yellow	PUN-H-10X1,5-TGE
8048703	10	7	Translucent Black	PUN-H-10X1,5-TSW
8048701	10	7	Translucent Blue	PUN-H-10X1,5-TBL
8048715	12	8	Translucent Red	PUN-H-12X2-TRT
8048717	12	8	Translucent Green	PUN-H-12X2-TGN
8048719	12	8	Translucent Yellow	PUN-H-12X2-TGE
8048713	12	8	Translucent Black	PUN-H-12X2-TSW
8048711	12	8	Translucent Blue	PUN-H-12X2-TBL
Tech Sheet 70006				

Metric Flexible Nylon Tubing, Type NT (to BS5409)

Working Temperature
-10°C to +80°C

Tube is not suitable for use with water or in high humidity environments.

- ✔ **U.V. stable.**
- ✔ **Silicone free.**
- ✔ **Abrasion resistant.**
- ✔ **Manufactured from quality grade nylon granules.**



Other colours and lengths available on request

The properties of this tube make it ideal for use in pneumatic control systems. (Ideally suited for use with push-in fittings).

30 Metre Coils

5010	OD mm	ID mm	Colour	Max Pressure PSI	Max Pressure Bar
NTM04/030	4	3		300	21
NTM04/025	4	2.5		400	28
NTM04/025N	4	2.5		400	28
NTM04/025B	4	2.5		400	28
NTM04/025G	4	2.5		400	28
NTM04/025R	4	2.5		400	28
NTM04/025Y	4	2.5		400	28
NTM05/030	5	3		400	28
NTM05/030N	5	3		400	28
NTM05/030B	5	3		400	28
NTM05/030G	5	3		400	28
NTM05/030R	5	3		400	28
NTM05/030Y	5	3		400	28
NTM06/040	6	4		350	24
NTM06/040N	6	4		350	24
NTM06/040B	6	4		350	24
NTM06/040G	6	4		350	24
NTM06/040R	6	4		350	24
NTM06/040Y	6	4		350	24
NTM08/060	8	6		350	24
NTM08/060N	8	6		350	24
NTM08/060B	8	6		350	24
NTM08/060G	8	6		350	24
NTM08/060R	8	6		350	24
NTM08/060Y	8	6		350	24
NTM08/055	8	5.5		350	24

30 Metre Coils

5010	OD mm	ID mm	Colour	Max Pressure PSI	Max Pressure Bar
NTM08/055N	8	5.5		350	24
NTM10/070	10	7		300	21
NTM10/070N	10	7		300	21
NTM10/070B	10	7		300	21
NTM10/070G	10	7		300	21
NTM10/070R	10	7		300	21
NTM10/070Y	10	7		300	21
NTM10/080	10	8		220	15
NTM10/080N	10	8		220	15
NTM10/080B	10	8		220	15
NTM10/080G	10	8		220	15
NTM10/080R	10	8		220	15
NTM10/080Y	10	8		220	15
NTM12/090	12	9		250	17
NTM12/090N	12	9		250	17
NTM12/090B	12	9		250	17
NTM12/090G	12	9		250	17
NTM12/090R	12	9		250	17
NTM12/090Y	12	9		250	17
NTM12/100	12	10		200	14
NTM12/100N	12	10		200	14
NTM12/100R	12	10		200	14
NTM14/110	14	11		250	17
NTM14/110N	14	11		250	17
NTM15/120	15	12		200	14
NTM16/130	16	13		200	14
NTM18/140	18	14		200	14
NTM22/170	22	17		180	17

Tech Sheet 3136

100 Metre Coils

5010	OD mm	ID mm	Colour	PSI	Max Pressure Bar
NTM06/040-100	6	4		350	24
NTM06/040N-100	6	4		350	24
NTM06/040B-100	6	4		350	24
NTM06/040G-100	6	4		350	24
NTM06/040R-100	6	4		350	24
NTM06/040Y-100	6	4		350	24
NTM08/060-100	8	6		350	24
NTM08/060N-100	8	6		350	24
NTM08/060B-100	8	6		350	24
NTM10/080-100	10	8		220	15
NTM10/080N-100	10	8		220	15
NTM10/080B-100	10	8		220	15

Tech Sheet 3136

Nylon & Polyurethane Tube Cutter



3mm-16mm

5010	Colour
KTC-1	

Tech Sheet 3136

FTPRO

For **Push-in Fittings** see pages **767-791**

FT PRO® Nylon Tubing

REACh ✓ RoHS

Imperial Flexible Nylon Tubing, (to BS5409)

Working Temperature
-10°C to +80°C

Tube is not suitable for use with water or in high humidity environments.

Specifications

Standard Coil Length:
30 Metres

(other colours and lengths available on request).

Manufactured from top quality crystal clear "virgin" nylon compound. This hose is ideal for factory airlines, fluid systems and many industrial applications.
The hose is resistant to a wide range of chemicals (please consult our Business Development Team for further details).

✔ **U.V. stable.** ✔ **Silicone free.** ✔ **Abrasion resistant.**



30 Metre Coils

5010	OD	ID	Colour	Max Pressure PSI	Max Pressure Bar
NTI18/075	1/8"	0.075	□	300	21
NTI532/096	5/32"	0.096	□	250	17
NTI316/117	3/16"	0.117	□	300	21
NTI316/117N	3/16"	0.117	■	300	21
NTI14/170	1/4"	0.17	□	300	21
NTI14/170B	1/4"	0.17	■	300	21
NTI14/170G	1/4"	0.17	■	300	21
NTI14/170R	1/4"	0.17	■	300	21
NTI14/170Y	1/4"	0.17	■	300	21
NTI14/170N	1/4"	0.17	■	300	21
NTI516/212	5/16"	0.212	□	250	17
NTI516/212B	5/16"	0.212	■	250	17
NTI516/212R	5/16"	0.212	■	250	17
NTI516/212N	5/16"	0.212	■	250	17
NTI38/250	3/8"	0.25	□	250	17

5010	OD	ID	Colour	Max Pressure PSI	Max Pressure Bar
NTI38/250B	3/8"	0.25	■	250	17
NTI38/250G	3/8"	0.25	■	250	17
NTI38/250R	3/8"	0.25	■	250	17
NTI38/250Y	3/8"	0.25	■	250	17
NTI38/250N	3/8"	0.25	■	250	17
NTI12/375	1/2"	0.375	□	250	17
NTI12/375B	1/2"	0.375	■	250	17
NTI12/375G	1/2"	0.375	■	250	17
NTI12/375R	1/2"	0.375	■	250	17
NTI12/375Y	1/2"	0.375	■	250	17
NTI12/375N	1/2"	0.375	■	250	17
NTI34/594	3/4"	0.594	□	200	14
NTI58/500	5/8"	0.5	□	200	14
NTI1/813	1"	0.813	□	180	12
Tech Sheet 20895					

Metric Flexible Nylon Tubing, (to BS5409, DIN 73378 & ISO 7628)

Working Temperature
-40°C to +80°C

Manufactured from extremely high grade nylon granules, this hose gives almost total resistance to abrasion and many more chemicals including dilute acid and alkaline.
The properties of this tube make it ideal for use in pneumatic control systems, fuel lines, lubrication and also within the food, beverage and brewing industry (ideally suited for use with push-in fittings).
Working pressure will differ at higher temperatures.



30 Metre Coils

0306	OD mm	ID mm	Colour	Max Pressure PSI	Max Pressure Bar
BNTM03/015	3	1.5		200	13
BNTM04/2	4	2		350	24
BNTM04/025	4	2.5		400	27
BNTM04/025N	4	2.5		400	27
BNTM04/025B	4	2.5		400	27
BNTM04/025G	4	2.5		400	27
BNTM04/025R	4	2.5		400	27
BNTM05/030	5	3		400	27
BNTM05/030N	5	3		400	27
BNTM05/030B	5	3		400	27
BNTM060/030	6	3		350	24
BNTM06/040	6	4		350	24
BNTM06/040N	6	4		350	24
BNTM06/040B	6	4		350	24
BNTM06/040G	6	4		350	24
BNTM06/040R	6	4		350	24
BNTM06/040Y	6	4		350	24
BNTM08/060	8	6		350	24
BNTM08/060N	8	6		350	24
BNTM08/060B	8	6		350	24
BNTM08/060G	8	6		350	24
BNTM08/060R	8	6		350	24
BNTM08/060Y	8	6		350	24
BNTM10/070	10	7		300	20
BNTM10/070N	10	7		300	20
BNTM10/070B	10	7		300	20
BNTM10/070R	10	7		300	20
BNTM10/080	10	8		220	15
BNTM10/080N	10	8		220	15
BNTM10/080B	10	8		220	15
BNTM10/080R	10	8		220	15
BNTM12/090	12	9		250	17
BNTM12/090N	12	9		250	17
BNTM12/090B	12	9		250	17
BNTM12/090R	12	9		250	17
BNTM12/100	12	10		200	13
BNTM12/100N	12	10		200	13
BNTM14/110	14	11		250	17
BNTM14/110N	14	11		250	17

Tech Sheet 1386

100 Metre Coils

0306	OD mm	ID mm	Colour	Max Pressure PSI	Max Pressure Bar
BNTM04/025-100	4	2.5		400	27
BNTM05/030-100	5	3		400	27
BNTM06/040-100	6	4		350	24
BNTM06/040N-100	6	4		350	24
BNTM06/040B-100	6	4		350	24
BNTM06/040G-100	6	4		350	24
BNTM06/040R-100	6	4		350	24
BNTM06/040Y-100	6	4		350	24
BNTM08/060-100	8	6		350	24
BNTM08/060N-100	8	6		350	24
BNTM08/060B-100	8	6		350	24
BNTM08/060G-100	8	6		350	24
BNTM08/060R-100	8	6		350	24
BNTM08/060Y-100	8	6		350	24
BNTM10/080-100	10	8		220	15
BNTM10/080N-100	10	8		220	15
BNTM10/080B-100	10	8		220	15
BNTM10/080R-100	10	8		220	15

Tech Sheet 1386

- ✔ **High resistance to moisture absorption.**
- ✔ **Suitable for use in air brake systems.**
- ✔ **Suitable for fuel and lubrication systems. 4 to 1 safety factor.**
- ✔ **Very stable in moisture type atmospheres.**

FT PRO Nylon Recoil Hoses

REACh ✓ RoHS

Nylon 12 Coil Hose with Tails

Working Temperature
-40°C to +80°C

Applications:

- Fuel lines.
- Oil lines.
- Petrol tank breather lines.
- Pneumatic lines.
- Bleed lines.
- Brake controls.

✔ **Low moisture absorption.**

✔ **Excellent resistance to a wide range of chemicals.**

✔ **Safety factor of 3 to 1.**

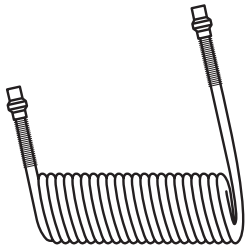

BSPT

0306	ID mm	OD mm	Working Length Metres	Thread	Colour
N12C60402.5MB	4	6	2.5	1/4"	
N12C60405MB	4	6	5	1/4"	
N12C604010MB	4	6	10	1/4"	
N12C604015MB	4	6	15	1/4"	
N12C60402.5MR	4	6	2.5	1/4"	
N12C60405MR	4	6	5	1/4"	
N12C604010MR	4	6	10	1/4"	
N12C604015MR	4	6	15	1/4"	
N12C80602.5MB	6	8	2.5	1/4"	
N12C80605MB	6	8	5	1/4"	
N12C806010MB	6	8	10	1/4"	
N12C806015MB	6	8	15	1/4"	
N12C80602.5MR	6	8	2.5	1/4"	
N12C80605MR	6	8	5	1/4"	
N12C806010MR	6	8	10	1/4"	
N12C806015MR	6	8	15	1/4"	
N12C100802.5MB	8	10	2.5	1/4"	
N12C100805MB	8	10	5	1/4"	
N12C1008010MB	8	10	10	1/4"	
N12C1008015MB	8	10	15	1/4"	

0306	ID mm	OD mm	Working Length Metres	Thread	Colour
N12C100802.5MR	8	10	2.5	1/4"	
N12C100805MR	8	10	5	1/4"	
N12C1008010MR	8	10	10	1/4"	
N12C1008015MR	8	10	15	1/4"	
N12C120902.5MB	9	12	2.5	3/8"	
N12C120905MB	9	12	5	3/8"	
N12C1209010MB	9	12	10	3/8"	
N12C1209015MB	9	12	15	3/8"	
N12C120902.5MR	9	12	2.5	3/8"	
N12C120905MR	9	12	5	3/8"	
N12C1209010MR	9	12	10	3/8"	
N12C1209015MR	9	12	15	3/8"	
N12C120902.5MB12	9	12	2.5	1/2"	
N12C120905MB12	9	12	5	1/2"	
N12C1209010MB12	9	12	10	1/2"	
N12C1209015MB12	9	12	15	1/2"	
N12C120902.5MR12	9	12	2.5	1/2"	
N12C120905MR12	9	12	5	1/2"	
N12C1209010MR12	9	12	10	1/2"	
N12C1209015MR12	9	12	15	1/2"	

Tech Sheet 3138

Food Grade Semi-rigid Nylon Tubing

Working Temperature
-40°C to +110°C continuous
(+140°C intermittent)

30 Metre Coils, Imperial

5015	ID	OD	Max Pressure PSI	Max Pressure Bar
SRN18	0.075"	1/8"	967	67
SRN316	0.117"	3/16"	868	60
SRN14	0.170"	1/4"	683	47
SRN516	0.212"	5/16"	684	47
SRN38	0.250"	3/8"	725	50
SRN12	0.375"	1/2"	483	33
SRN58	0.500"	5/8"	363	25
Tech Sheet 67981				

30 Metre Coils, Metric

5015	ID mm	OD mm	Max Pressure PSI	Max Pressure Bar
SRN4	2.5	4	870	60
SRN5	3	5	967	67
SRN6	4	6	725	50
SRN8	6	8	483	34
SRN10	8	10	363	25
SRN1012	10	12	290	20
SRN15	12	15	363	25
Tech Sheet 67981				

NYLON TUBING

Semi-rigid Nylon Multitube Close Tolerance

Legris semi-rigid nylon multitube is suited to pneumatic circuits submitted to external aggression.
Its PVC sheath is resistant to abrasion, fire, caustic fluids, oils, alcohol etc.
The special design sheath and spiral assembly ensure a small bend radius for compact and flexible cabling.
For fast identification of circuits, tubes are numbered from 1 to 12 and 6 colours are available.

Note: Also available in 25 metre and 50 metre coils.



10 Metre Coils

1012	Tube Quantity	ID mm	OD mm
LE-1010P04 00M04	4	2.7	4
LE-1010P04 00M07	7	2.7	4
LE-1010P06 00M04	4	4	6
LE-1010P06 00M07	7	4	6
LE-1010P08 00M02	2	6	8

LLDPE & SYNFLEX TUBE

Tubing LLDPE

Maximum Working Temperature:
180°F / 80°C (temperature and pressure variations apply*)

Strong but flexible, LLDPE tubing is suitable for use with super Speedfit push in fittings and virtually all standard tubing connectors.

The John Guest PE range of plastic tubing is produced in linear low density polyethylene for cold and intermittent hot water applications.

NOTE:

LLDPE IS NOT RECOMMENDED FOR HIGH PRESSURE COMPRESSED AIR SYSTEMS 10 bar+, MINERAL OILS, GASES AND FUELS.

- Other colours available white, green, yellow, orange and violet.

Minimum order 500m. POA.

100 Metre Coils

1400	OD mm	ID mm	Colour
PE-04025-0100M-N	4	2.5	Natural
PE-04025-0100M-B	4	2.5	Blue
PE-04025-0100M-E	4	2.5	Black
PE-0604-0100M-N	6	4	Natural
PE-0604-0100M-B	6	4	Blue
PE-0604-0100M-R	6	4	Red
PE-0604-0100M-E	6	4	Black
PE-0806-100M-N	8	6	Natural
PE-0806-100M-B	8	6	Blue
PE-0806-100M-E	8	6	Black
PE-1007-100M-N	10	7	Natural
PE-1007-100M-B	10	7	Blue
PE-1007-100M-R	10	7	Red
PE-1007-100M-E	10	7	Black
PE-1209-100M-B	12	9	Blue
PE-1209-100M-R	12	9	Red
PE-1209-100M-E	12	9	Black
Tech Sheet 2057			

Tubing

Application: Synflex 1300 is a unique composite-wall tubing designed for pneumatic instrument control systems. Its fully bonded polyethylene/aluminium construction combines the advantages of both metal and plastic tubing.

Chemical Resistance: The outer, high density polyethylene layer is impervious to most chemical-containing atmospheres and enables Synflex 1300 to out perform practically all types of unprotected metal tubing.

Metric, 25 Metre Coils

5074	OD mm
MAL6-25	6
MAL8-25	8
MAL10-25	10
MAL12-25	12
Tech Sheet 593	

Imperial, 25 Metre Coils

5074	OD
MAL1/4-25-IMP	1/4"
Tech Sheet 593	

Imperial, 75 Metre Coils

5074	OD
MAL1/4-75-IMP	1/4"
MAL3/8-75-IMP	3/8"
MAL1/2-75-IMP	1/2"
Tech Sheet 593	

Customers who bought from this page also purchased...

Pneumatic Quick Release
Series 25 Couplings see pages **359-361**

1 Hydraulics 3-284

2 Hydraulic Quick Release Couplings 285-320

3 Pneumatic Quick Release Couplings 321-406

4 Monitor & Test 407-446

5 Pneumatic & Vacuum 447-762

6 Push-in Fittings & Tubing 763-918

7 Valves & Actuation 919-1060

8 Ring Main 1061-1136

9 Hose Tails, Adaptors, Fittings & Manifolds 1137-1224

10 Stainless Steel 1225-1332

11 Malleable Iron 1333-1398

12 Hose, Couplings, Ducting & Hose Reels 1399-1510

13 Clips & Clamps 1511-1558

14 Paint, Sprays & Adhesives 1559-1590

15 Blow Guns, Vacuum & Nozzles 1591-1616

16 Fuelling, Lubrication, Wash Down & Misting 1617-1696

17 Compressors & Air Tools 1697-1726

18 Hand Tools & PPE 1727-1765

SECTION 7

Valves & Actuation

7.01	Industrial Ball Valves	919-937
7.02	WRAS & Gas Ball Valves	938-945
7.03	Stainless Steel & Carbon Steel Ball Valves	946-956
7.04	Gate Valves	957-959
7.05	Check Valves	960-966
7.06	Hygienic, Wafer & Lugged Butterfly alves	967-971
7.07	Y Strainers	972-974
7.08	Globe Valves	975-977
7.09	Balancing Valves, Air Vents & Steam Traps	978-979
7.10	Pressure Reducing Valves	980
7.11	Instrumentation Manifolds	981
7.12	Needle Valves	982-983
7.13	Pressure Relief Valves	984-992
7.14	Actuation	993-1014
7.15	Actuators & Accessories	1015-1023
7.16	General Purpose Solenoid Valves	1024-1047
7.17	Angle Seat Valves	1048-1055
7.18	Valves Accessories	1056-1060

SECTION 7

7.01 Industrial Ball Valves

922-937

- Lever Handle
- Wing Handle
- Full Bore
- Mini
- High Pressure
- Drain
- Bibcock
- Standard In-line
- Direct Mount

7.02 WRAS & Gas Ball Valves

938-945

- Lever Handle
- Wing Handle
- Full Bore
- Mini
- Compression Ended
- Super Filter
- Dual Sealing
- Lockable
- Direct Mount

7.03 Stainless Steel & Carbon Steel Ball Valves

946-956

- Lever Handle
- Wing Handle
- Full Bore
- Mini
- ISO Pad Mount
- Fire Safe
- Hygenic
- Flanged
- Direct Mount

7.04 Gate Valves

957-959

- Heavy-duty
- Flanged
- PN10, PN16, PN20
- ANSI150
- Metal Seat
- Resilient Seat
- EPDM Seat
- Class 800
- Socket Weld

7.05 Check Valves

960-966

- Spring
- Swing
- PN16, PN20
- ANSI150
- Metal Seat
- Rubber Seat
- Flanged
- Double Union
- Strainers

7.06 Hygienic, Wafer & Lugged Butterfly alves

967-971

- Hygenic
- Wafer Pattern
- Lugged Pattern
- Weld End
- Clamp End
- RJT

7.07 Y Strainers

972-974

- Brass
- Stainless Steel
- Cast Iron
- Flanged PN16
- Flanged ANSI150

7.08 Globe Valves

975-977

- Bronze
- Stainless Steel
- Cast Iron
- Carbon
- Ductile Iron
- Carbon Steel
- Flanged PN16
- Flanged PN40
- Flanged ANSI150

7.09 Balancing Valves, Air Vents & Steam Traps

978-979

- Fixed/Variable Orific
- Flanged PN16
- Test Points
- Auto Air Vent
- Air Eliminators
- 3 Way Boiler Vent Valves

7.10 Pressure Reducing Valves — 980

- Brass Pressure Reducing Valves
- Type 143
- Type 243

7.11 Instrumentation Manifolds — 981

- Manifold Valves
- 2/3 Valve
- Pipe to Pipe
- Remote Mount

7.12 Needle Valves — 982-983

- Brass
- Stainless Steel
- 3,000/6,000/ 10,000 psi Rated
- Mini

7.13 Pressure Relief Valves — 984-992

- Series 6000
- Compact Relief Valves
- Type 1776
- Safety Relief Valves
- Combined Pressure & Temperature

7.14 Actuation — 993-1014

- Ball Valves/Wafer Pattern/ Lugged & Tapped Butterfly Valves fitted with a Pneumatic Actuator or a Electric Actuator
- Full Bore
- Flanged
- 3 Way
- Fire Safe
- Hygienic
- Actuated Knife Gate Valves

7.15 Actuators & Accessories — 1015-1023

- Pneumatic/Electric Actuators
- Position Indicator
- Electric Actuator Kits
- Mounting Brackets
- Pilot Accessories

7.16 General Purpose Solenoid Valves — 1024-1047

- Automatic Drain Valves
- Coils
- Plugs
- Timers
- Pre-wired Moulded Solenoid LED DIN Plug Connectors
- ZS Series
- Electrical Socket Connectors

7.17 Angle Seat Valves — 1048-1055

- Angle Seat Valves
- Pinch Valves
- Piston Valves
- Banjo Solenoid Valves
- Pressure Switches
- V.I.P. Axial Flow Valves

7.18 Valves Accessories — 1056-1060

- Control Valves
- Filters
- Water Valves
- Drain Cock & Bleeder Valves
- Drain Ball Valves & Pump Connectors
- Float Valves
- Spring Auto
- Self Close Pour Tap Valves

BALL VALVES

- Full bore
- Long thread
- Flat steel handle
- Seal material PTFE

Working Temperature
-15°C to +120°C

Maximum Working Pressure:
25 bar

Red Steel Long Handle

Female x Female, BSPP

0109	Thread
2023-0439	1/4"
2023-0447	3/8"
2023-0454	1/2"
2023-0462	3/4"
2023-0470	1"
2023-0488	1.1/4"
2023-0496	1.1/2"
2023-0504	2"
2023-0512	2.1/2"
2023-0520	3"
2023-0538	4"
Tech Sheet 837	



Male x Female, BSPP

0109	Thread
2024-1808	1/4"
2024-1816	3/8"
2024-1824	1/2"
2024-1832	3/4"
2024-1840	1"
2024-1857	1.1/4"
2024-1865	1.1/2"
2024-1873	2"
Tech Sheet 790	

Blue Steel Long Handle

Female x Female, BSPP

0109	Thread
2042-5336	1/4"
2042-5337	3/8"
2042-5338	1/2"
2042-5339	3/4"
2042-5340	1"
2042-5341	1.1/4"
2042-5342	1.1/2"
2042-5343	2"
2042-5344	2.1/2"
2042-5345	3"
2042-5346	4"
Tech Sheet 837	

Male x Female, BSPP

0109	Thread
2064-7889	1/4"
2064-7897	3/8"
2064-7905	1/2"
2064-7913	3/4"
2064-7921	1"
2064-7939	1.1/4"
2064-7947	1.1/2"
2064-7954	2"
Tech Sheet 790	

Green Steel Long Handle

Female x Female, BSPP

0109	Thread
2046-1695	1/4"
2046-1703	3/8"
2046-1711	1/2"
2046-1729	3/4"
2046-1737	1"
2046-1745	1.1/4"
2046-1752	1.1/2"
2046-1760	2"
Tech Sheet 837	

Male x Female, BSPP

0109	Thread
2064-7962	1/4"
2064-7970	3/8"
2064-7988	1/2"
2064-7996	3/4"
2064-8002	1"
Tech Sheet 790	

Brass Ball Valves, Full Bore

- Long thread
- Seal material PTFE

Working Temperature: -10°C to +60°C

Maximum Working Pressure: 25 bar

Female x Female, BSPP

0109	Thread
2024-1915	1/4"
2024-1923	3/8"
2024-1949	1/2"
2024-1964	3/4"
2024-1980	1"
Tech Sheet 1763	

Working Temperature: -10°C to +60°C

Maximum Working Pressure: 25 bar

Male x Female, BSPP

0109	Thread
2024-2079	1/4"
2024-2087	3/8"
2024-2095	1/2"
2024-2103	3/4"
2024-2111	1"
Tech Sheet 1763	

Working Temperature: -15°C to +120°C

Female x Female, BSPP, Lever Handle

0906	Thread	Max Pressure bar
BV90-14	1/4"	40
BV90-38	3/8"	40
BV90-12	1/2"	25
BV90-34	3/4"	25
BV90-1	1"	25
BV90-114	1.1/4"	25
BV90-112	1.1/2"	25
BV90-2	2"	25
Tech Sheet 10023		

Light Model Brass Ball Valves

- Lightweight, low pressure brass ball valve
- Suitable for domestic water services, heating, air conditioning and compressed air systems

Working Temperature: -15°C to +120°C

Maximum Working Pressure: 25 bar

Female x Female, BSPP, Lever Handle

0109	Thread
LMBV-12	1/2"
LMBV-34	3/4"
LMBV-1	1"
LMBV-114	1.1/4"
LMBV-112	1.1/2"
LMBV-2	2"
Tech Sheet 10157	

HAITIMA

stainless steel

For **Stainless Steel 2 Piece Ball Valves** see page **1289**

Heavy Model Brass Ball Valves, Full Bore

Working Temperature: 0°C to +90°C

Maximum Working Pressure: 40 bar



Female x Female, BSPP, Lever Handle

0906	Thread
HMBV-14	1/4"
HMBV-38	3/8"
HMBV-12	1/2"
HMBV-34	3/4"
HMBV-1	1"
HMBV-114	1.1/4"
HMBV-112	1.1/2"
HMBV-2	2"
HMBV-212	2.1/2"
HMBV-3	3"
HMBV-4	4"
Tech Sheet 60402	

Working Temperature: 0°C to +90°C

Maximum Working Pressure: 40 bar



Male x Female, BSPP, Long Female Thread, Lever Handle

0109	Thread
BV13-14	1/4"
BV13-38	3/8"
BV13-12	1/2"
BV13-34	3/4"
BV13-1	1"
Tech Sheet 68239	

Working Temperature: -10°C to +120°C

Maximum Working Pressure: 40 bar



Male x Male, BSPP, High Pressure PN40, Lever Handle

0109	Thread
BV538-38	3/8"
BV538-12	1/2"
BV538-34	3/4"
BV538-1	1"
Tech Sheet 68240	

BALL VALVES

Heavy Model Brass Ball Valves, Full Bore

Working Temperature: 0°C to +90°C

Maximum Working Pressure: 40 bar

Female x Female, BSPP, Long Thread, Wing Handle

0109	Thread
BV12-14W	1/4"
BV12-38W	3/8"
BV12-12W	1/2"
BV12-34W	3/4"
BV12-1W	1"
Tech Sheet 68238	

Male x Female, BSPP, Long Female Thread, Wing Handle

0109	Thread
BV13-14W	1/4"
BV13-38W	3/8"
BV13-12W	1/2"
BV13-34W	3/4"
BV13-1W	1"
Tech Sheet 68239	

Male x Male, BSPP, High Pressure Version, Wing Handle

0109	Thread
BV548-38	3/8"
BV548-12	1/2"
BV548-34	3/4"
BV548-1	1"
Tech Sheet 68240	

Right Angled, Brass Ball Valves, Full Bore

Working Temperature: -20°C to +150°C

Type BV07, Female x Female, BSPP

0090	Thread	Max Pressure Bar
BV07-12	1/2"	40
BV07-34	3/4"	30
BV07-1	1"	30
Tech Sheet 10035		

Ball Valve with Strainer, Full Bore

Working Temperature: -20°C to +150°C

Type BV620, Female x Female, BSPP

0090	Thread	Max Pressure Bar
BV620-12	1/2"	50
BV620-34	3/4"	40
Tech Sheet 10294		

3 Way Diverter, Ball Valves

Working Temperature: -20°C to +150°C

Maximum Working Pressure: 25 bar



3 Way BSPP, Female x Female x Female, T Port

0090	Thread
BV23-12	1/2"
BV23-34	3/4"
BV23-1	1"
Tech Sheet 10293	

Brass Ball Valves

Working Temperature: -10°C to +100°C

Maximum Working Pressure: 25 bar

3 Way BSPP, Bottom Entry Ball Valve, L Port

0906	Thread
534-14	1/4"
534-38	3/8"
534-12	1/2"
534-34	3/4"
534-1	1"
534-114	1.1/4"
534-112	1.1/2"
534-2	2"
534-3	3"
Tech Sheet 68242	

Looking for bespoke Flow Path Configuration?
Contact our technical team.

Full Bore, Ball Valves, Brass, Unplated

Working Temperature:
-20°C to +150°C



Type BV50, Female x Female, Lever Handle, NPT

0090	Thread	Max Pressure Bar
BV50-12NPT	1/2"	50
BV50-34NPT	3/4"	40
Tech Sheet 10030		

High Pressure 2 Way Valves, Brass

Working Temperature:
-10°C to +80°C

Maximum Working Pressure:
210 bar

Type BV210, Female x Female, BSPP

0090	Thread
BV210-38	3/8"
BV210-12	1/2"
BV210-34	3/4"
BV210-1	1"
Tech Sheet 10032	

Venting, Ball Valves

Working Temperature:
0°C to +60°C

Maximum Working Pressure:
12 bar

Female x Female, BSPP

0090	Thread
VBV-14	1/4"
VBV-38	3/8"
VBV-12	1/2"
VBV-34	3/4"
VBV-1	1"
Tech Sheet 10319	

Full Bore, Ball Valves, Extended Handle

Working Temperature:
-20°C to +130°C

Maximum Working Pressure:
100 bar



Type BV581, Female x Female, BSPP

0090	Thread
BV581-38	3/8"
BV581-12	1/2"
BV581-34	3/4"
BV581-1	1"
Tech Sheet 10298	

FT PRO

For **Aluminium Hose Tails** see page **1147**

FT PRO



For **Brass Compression Fittings** see pages **1197-1202**

BALL VALVES

Mini Ball Valves, Brass

- Polished chrome finish
- Seal material PTFE

Working Temperature: -10°C to +110°C

Maximum Working Pressure: 8 bar (120 psi)

Type MBV, Female x Female, Black Lever Handle, BSPP

0443	Thread
MBV18S	1/8"
MBV14S	1/4"
MBV38S	3/8"
MBV12S	1/2"
MBV34S	3/4"

Tech Sheet 834

Type MBV, Female x Female, Red Lever Handle, BSPP

0443	Thread
MBV18	1/8"
MBV14	1/4"
MBV38	3/8"
MBV12	1/2"
MBV34	3/4"

Tech Sheet 834

Type MBVM, Male x Female, Black Lever Handle, BSPP

0443	Thread
MBVM18S	1/8"
MBVM14S	1/4"
MBVM38S	3/8"
MBVM12S	1/2"
MBVM34S	3/4"

Tech Sheet 834

Type MBVM, Male x Female, Red Lever Handle, BSPP

0443	Thread
MBVM18	1/8"
MBVM14	1/4"
MBVM38	3/8"
MBVM12	1/2"
MBVM34	3/4"

Tech Sheet 834

Mini Ball Valves, Brass

Working Temperature: -20°C to +150°C

Maximum Working Pressure: 15 bar (220 psi)

Type MVS, Female x Female, Screwdriver Slot, BSPP

0090	Thread
MVS-14	1/4"
MVS-38	3/8"
MVS-12	1/2"

Tech Sheet 10033

Type MVSM, Male x Female, Screwdriver Slot, BSPP

0090	Thread
MVSM-18	1/8"
MVSM-14	1/4"
MVSM-38	3/8"
MVSM-12	1/2"

Tech Sheet 10034

BALL VALVES

High Pressure Mini Ball Valves

- Nickel plated brass
- Conforms to EN 12164

Working Temperature: -20°C to +90°C

Maximum Working Pressure: 30 bar

Female x Female, BSPP

0358	Thread
BV35-18	1/8"
BV35-14	1/4"
BV35-38	3/8"
BV35-12	1/2"

Tech Sheet 60394

Male x Female, BSPP

0358	Thread
BV35-18M	1/8"
BV35-14M	1/4"
BV35-38M	3/8"
BV35-12M	1/2"

Tech Sheet 60394

BALL VALVES

Mini Ball Valves, Brass Chrome Plated

Working Temperature: 0°C to +90°C

Maximum Working Pressure: 10 bar

Suitable for domestic water services, heating and air-conditioning plants and compressed air systems.

Type 125, Female x Female, BSPP, Red Nylon Lever Handle

0089	Thread
IT125-14	1/4"
IT125-38	3/8"
IT125-12	1/2"
IT125-34	3/4"
Tech Sheet 1828	

Type 126, Male x Female, BSPP, Red Nylon Lever Handle

0089	Thread
IT126-14	1/4"
IT126-38	3/8"
IT126-12	1/2"
IT126-34	3/4"
Tech Sheet 1828	

Type 125, Female x Female, BSPP, Black Nylon Lever Handle

0089	Thread
IT125-14N	1/4"
IT125-38N	3/8"
IT125-12N	1/2"
IT125-34N	3/4"
Tech Sheet 1828	

Type 126, Male x Female, BSPP, Black Nylon Lever Handle

0089	Thread
IT126-14N	1/4"
IT126-38N	3/8"
IT126-12N	1/2"
IT126-34N	3/4"
Tech Sheet 1828	

BALL VALVES

Mini Ball Valves

- **Body:** Brass
- **End Connection:** Brass
- **Ball:** Brass, chrome plated
- **Stem:** Brass
- **Seal:** PTFE
- **O-Ring:** Nitrile
- **Handle:** Plastic (ABS)

Working Temperature: -10°C to +90°C

Maximum Working Pressure: 20 bar

Female x Female, BSPP

0468	Thread
TEMBVFF-1/4	1/4"
TEMBVFF-3/8	3/8"
TEMBVFF-1/2	1/2"
Tech Sheet 67953	

- **Body:** Brass
- **Sleeve:** Brass
- **Ball:** Brass, chrome plated
- **Stem:** Brass
- **Seal:** PTFE
- **O-Ring:** Nitrile
- **Handle:** Plastic (ABS)

Working Temperature: -10°C to +90°C

Maximum Working Pressure: 20 bar

Male x Female, BSPP

0468	Thread
TEMBVMF-1/4	1/4"
TEMBVMF-3/8	3/8"
TEMBVMF-1/2	1/2"
Tech Sheet 67954	

BALL VALVES

Mini Ball Valve Handles

Please Note: Handles do not come with coloured inserts, please order separately



Type 6910, Long Handle

0090	Length mm
6910-A	35
6910-B	50
Tech Sheet 1606	

Colour Coded Handle Inserts - Type 6920

For 1/8", 1/4", 3/8" Valves

0090	Colour
6920-A-B	Blue
6920-A-G	Green
6920-A-R	Red
6920-A-W	White
6920-A-Y	Yellow
Tech Sheet 1605	

For 1/2", 3/4" Valves

0090	Colour
6920-B-B	Blue
6920-B-G	Green
6920-B-R	Red
6920-B-W	White
6920-B-Y	Yellow
Tech Sheet 1605	

Mini Ball Valves, Brass

Working Temperature: -20°C to +80°C

Maximum Working Pressure: 20 bar

Type 6560, Push-in x Push-in

0090	OD mm
6560-4	4
6560-6	6
6560-8	8
Tech Sheet 1604	

Type 6570, Push-in x BSPT Male

0090	OD mm	Thread
6570-18-4	4	1/8"
6570-18-6	6	1/8"
6570-18-8	8	1/8"
6570-14-6	6	1/4"
6570-14-8	8	1/4"
Tech Sheet 1605		

Type 6700, L Port, BSPP

0090	Thread
6700-18	1/8"
6700-14	1/4"
6700-38	3/8"
Tech Sheet 1605	

Type 6710, T Port, BSPP

0090	Thread
6710-18	1/8"
6710-14	1/4"
6710-38	3/8"
Tech Sheet 1605	

Type 6720, Angle Port, BSPP

0090	Thread
6720-18	1/8"
6720-14	1/4"
6720-38	3/8"
Tech Sheet 1605	

For **Metric Brass Compression Fittings** see pages **1076-1079**

BALL VALVES

Full Bore Ball Valves, Brass Nickel Plated

Suitable for domestic water services, heating and air-conditioning plants, compressed air systems.

Working Temperature:
-20°C to +150°C
in absence of steam

IDEAL 090, Female x Female, BSPP, Lever Handle

0089	Thread	Max Pressure Bar
IT090-14	1/4"	50
IT090-38	3/8"	50
IT090-12	1/2"	50
IT090-34	3/4"	40
IT090-1	1"	40
IT090-114	1.1/4"	30
IT090-112	1.1/2"	30
IT090-2	2"	25
IT090-212	2.1/2"	18
IT090-3	3"	16
IT090-4	4"	14
Tech Sheet 1826		

Working Temperature:
-20°C to +150°C
in absence of steam



IDEAL 091, Male x Female, BSPP, Lever Handle

0089	Thread	Max Pressure Bar
IT091-14	1/4"	50
IT091-38	3/8"	50
IT091-12	1/2"	50
IT091-34	3/4"	40
IT091-1	1"	40
IT091-114	1.1/4"	30
IT091-112	1.1/2"	30
IT091-2	2"	25
Tech Sheet 6042		

Working Temperature:
-10°C to +95°C
in absence of steam



Type 099, Male x Male, BSPP, Lever Handle

0089	Thread	Max Pressure Bar
IT099-12	1/2"	40
IT099-34	3/4"	40
IT099-1	1"	40
IT099-114	1.1/4"	30
IT099-112	1.1/2"	30
IT099-2	2"	30
Tech Sheet 6044		

Standard Bore Ball Valves, Brass Nickel Plated

Suitable for domestic water services, heating and air-conditioning plants, compressed air systems.

Working Temperature:
-20°C to +110°C in
the absence of steam

Type 115 with Drain Valve, Female x Female, BSPP, Lever Handle

0089	Thread	Max Pressure Bar
IT115-12	1/2"	25
IT115-34	3/4"	25
IT115-1	1"	25
IT115-114	1.1/4"	20
IT115-112	1.1/2"	20
IT115-2	2"	20
Tech Sheet 6045		

Working Temperature:
-20°C to +150°C in
the absence of steam



VIENNA 216, Female x Female, BSPP, Flat Lever Handle

0089	Thread	Max Pressure Bar
IT216-14	1/4"	50
IT216-38	3/8"	50
IT216-12	1/2"	30
IT216-34	3/4"	30
IT216-1	1"	30
IT216-114	1.1/4"	25
IT216-112	1.1/2"	25
IT216-2	2"	25
Tech Sheet 1830		

Working Temperature:
-20°C to +150°C in
the absence of steam



VIENNA 217, Male x Female, BSPP, Flat Lever Handle

0089	Thread	Max Pressure Bar
IT217-14	1/4"	50
IT217-38	3/8"	50
IT217-12	1/2"	30
IT217-34	3/4"	30
IT217-1	1"	30
IT217-114	1.1/4"	25
IT217-112	1.1/2"	25
IT217-2	2"	25
Tech Sheet 1830		

BALL VALVES

Full Bore Ball Valves, Brass Nickel Plated

Suitable for domestic water services, heating and air-conditioning plants, compressed air systems.

Working Temperature:
-20°C to +150°C
in absence of steam

IDEAL 092, Female x Female, BSPP, Wing Handle

0089	Thread	Max Pressure Bar
IT092-14	1/4"	50
IT092-38	3/8"	50
IT092-12	1/2"	50
IT092-34	3/4"	40
IT092-1	1"	40
Tech Sheet 1826		

Working Temperature:
-20°C to +150°C
in absence of steam



IDEAL 093, Male x Female, BSPP, Wing Handle

0089	Thread	Max Pressure Bar
IT093-14	1/4"	50
IT093-38	3/8"	50
IT093-12	1/2"	50
IT093-34	3/4"	40
IT093-1	1"	40
Tech Sheet 6042		

Working Temperature:
-20°C to +150°C
in absence of steam



IDEAL 098, Male Union x Female, BSPP, Wing Handle

0089	Thread	Max Pressure Bar
IT098-12	1/2"	50
IT098-34	3/4"	40
IT098-1	1"	40
IT098-114	1.1/4"	30
IT098-112	1.1/2"	30
IT098-2	2"	25
Tech Sheet 6043		

Working Temperature:
-20°C to +150°C
in absence of steam



IDEAL 298, Elbow, Male Union x Female, BSPP, Wing Handle

0089	Thread	Max Pressure Bar
IT298-12	1/2'	50
IT298-34	3/4"	40
IT298-1	1"	40
Tech Sheet 1827		

3 Way Ball Valves, Brass Nickel Plated

Suitable for domestic water services, heating and air-conditioning plants, compressed air systems.

Working Temperature:
-10°C to +120°C



Type 128, L Port, Female, BSPP, Lever Handle

0089	Thread	Max Pressure Bar
IT128-14L	1/4"	55
IT128-38L	3/8"	55
IT128-12L	1/2"	50
IT128-34L	3/4"	50
IT128-1L	1"	45
IT128-114L	1.1/4"	35
IT128-112L	1.1/2"	35
IT128-2L	2"	35
Tech Sheet 1829		

Type 128, T Port, Female, BSPP, Lever Handle

0089	Thread	Max Pressure Bar
IT128-14T	1/4"	55
IT128-38T	3/8"	55
IT128-12T	1/2"	50
IT128-34T	3/4"	50
IT128-1T	1"	45
IT128-114T	1.1/4"	35
IT128-112T	1.1/2"	35
IT128-2T	2"	35
Tech Sheet 1829		

BALL VALVES

Bibcock Ball Valves, Brass Nickel Plated

Working Temperature:
-20°C to +80°C

Maximum Working Pressure: 15 bar

Type 174, Plastic Hose Tail x Male, BSPP, Lever Handle

0089	Thread	To Suit Hose ID mm
IT174-12	1/2"	13
IT174-34	3/4"	19
Tech Sheet 68270		

Working Temperature:
-20°C to +80°C

Type 134 Heavy-duty, Hose Tail x Male, BSPP, Wing Handle

0089	Thread	To Suit Hose ID mm	Max Pressure Bar
IT134-38	3/8"	19	15
IT134-12	1/2"	19	15
IT134-34	3/4"	25	15
IT134-1	1"	32	12
Tech Sheet 68270			

Working Temperature:
-20°C to +80°C

Type 132 Heavy-duty, Hose Tail x Male, BSPP, Lever Handle

0089	Thread	To Suit Hose ID mm	Max Pressure Bar
IT132-38	3/8"	19	15
IT132-12	1/2"	19	15
IT132-34	3/4"	25	15
IT132-1	1"	32	12
Tech Sheet 68270			

Working Temperature:
0°C to +80°C

Maximum Working Pressure: 15 bar



Type 144, Hose Tail x Male, BSPP, Handle with Lockpad Eye (7mm ID)

0089	Thread	To Suit Hose ID mm
IT144-12	1/2"	13
IT144-34	3/4"	19
Tech Sheet 1834		

FT PRO®

For **Hose Reels** see pages **1449-1453**

BALL VALVES

Antifrost Bibcocks

- **Body, Sleeve and Hose Connection:** Brass
- **Ball:** Brass, chrome plated
- **Stem and Nut:** Brass
- **Seals:** PTFE
- **O-Ring:** Nitrile
- **Flat Seal:** EPDM
- **Handle:** Aluminium

Working Temperature:
-20°C to +100°C

Maximum Working Pressure:
Without nipple for hose: 30 bar
With nipple for hose: 3 bar

BSPP

0468	Thread	OD mm
AFBV-12	1/2"	14
AFBV-34	3/4"	20
Tech Sheet 67955		

Oxygen Ball Valves

- **Body and Sleeve:** Brass
- **Stem:** Brass
- **Ball:** Brass, chrome plated
- **O-Rings:** Viton
- **Seals/O-Ring:** Pure PTFE
- **Handle:** Zinc-plated steel, plastic cover

Working Temperature:
-10°C to +120°C



Female x Female, BSPP

0468	Thread	Max Pressure Bar
OXYBV-14	1/4"	63
OXYBV-38	3/8"	63
OXYBV-12	1/2"	50
OXYBV-34	3/4"	50
OXYBV-1	1"	45
OXYBV-114	1.1/4"	30
OXYBV-112	1.1/2"	25
OXYBV-2	2"	20
Tech Sheet 67959		

Full Bore Venting Ball Valves, Brass

Conforms to Directive 97/23/EC.

Working Temperature:
-10°C to +120°C

Maximum Working Pressure @ +20°C
45 bar (1/2" to 3/4")
40 bar (1")
30 bar (1.1/4" to 2")

Female x Female, BSPP

0468	Thread
BV215-12	1/2"
BV215-34	3/4"
BV215-1	1"
BV215-114	1.1/4"
BV215-112	1.1/2"
BV215-2	2"
Tech Sheet 60156	

BALL VALVES

Vented Lockable Ball Valves

Material: nickel plated brass.
- Full bore
- Locking lever in the closed position only
- Vents downstream pressure when closed
- Suitable for compressed air systems

Working Temperature:
-10°C to +100°C

Maximum Working Pressure: 14 bar

Female x Female, BSPP

0358	Thread
BV93-14L	1/4"
BV93-38L	3/8"
BV93-12L	1/2"
BV93-34L	3/4"
BV93-1L	1"
BV93-114L	1.1/4"
BV93-112L	1.1/2"
BV93-2L	2"
Tech Sheet 6041	

FESTO

For **Filter Regulators**
see pages **658-661**

BALL VALVES

Standard In-line Vented Ball Valves

Working Temperature:
-20°C to +80°C

Maximum Working Pressure:
40 bar

Double Female BSPP with Threaded Exhaust

1012	Thread	DN Size
LE-0489 07 13	1/4"	7
LE-0489 10 17	3/8"	10
LE-0489 13 21	1/2"	13
LE-0489 18 27	3/4"	18
LE-0489 23 34	1"	23
Tech Sheet 10455		

Working Temperature:
-20°C to +80°C

Maximum Working Pressure:
20 bar

Double Female Panel Mountable with Threaded Exhaust, BSPP

1012	Thread	DN Size
LE-0449 07 13	1/4"	7
LE-0449 10 17	3/8"	10
LE-0449 13 21	1/2"	13
Tech Sheet 10451		

Working Temperature:
-20°C to +80°C

Maximum Working Pressure:
40 bar

Double Female Vented, BSPP

1012	Thread	DN Size
LE-0469 04 10	1/8"	4
LE-0469 07 13	1/4"	7
LE-0469 10 17	3/8"	10
LE-0469 13 21	1/2"	13
LE-0469 18 27	3/4"	18
LE-0469 23 34	1"	23
Tech Sheet 10453		

Standard In-line Ball Valves

Working Temperature:
-20°C to +80°C

Maximum Working Pressure:
20 bar

Double Female Panel Mount, BSPP

1012	Thread	DN Size
LE-0446 04 10	1/8"	4
LE-0446 07 13	1/4"	7
LE-0446 10 17	3/8"	10
LE-0446 13 21	1/2"	13
Tech Sheet 10448		

Standard Ball Valves for Screw Fixing

Working Temperature:
-20°C to +80°C

Maximum Working Pressure:
40 bar

Double Female, BSPP

1012	Thread	DN Size
LE-6402 04 10	1/8"	4
LE-6402 07 13	1/4"	7
LE-6402 10 17	3/8"	10
LE-6402 13 21	1/2"	13
LE-6402 20 27	3/4"	20
LE-6402 23 34	1"	23
Tech Sheet 10449		

For **Panel Mountable Flow Control Regulators** see pages **804-807**

BALL VALVES

Standard 3 Way Ball Valves

Working Temperature:
-20°C to +80°C

Maximum Working Pressure:
20 bar

- L Ported closed centre

Female Right Angled Porting, BSPP

1012	Thread	DN Size
LE-0482 06 13	1/4"	6
LE-0482 09 17	3/8"	9
LE-0482 12 21	1/2"	12
LE-0482 23 34	1"	23
Tech Sheet 10461		

Working Temperature:
-20°C to +80°C

Maximum Working Pressure:
20 bar

- L Ported closed centre

Female Right Angled Porting - Panel Mountable, BSPP

1012	Thread	DN Size
LE-0448 06 13	1/4"	6
LE-0448 09 17	3/8"	9
LE-0448 12 21	1/2"	12
Tech Sheet 10464		

Working Temperature:
-20°C to +80°C

Maximum Working Pressure:
20 bar

- L Ported

Female Equal Plane Porting - Panel Mountable, BSPP

1012	Thread	DN Size
LE-0452 04 10	1/8"	4
LE-0452 06 13	1/4"	6
Tech Sheet 10459		

Working Temperature:
-20°C to +80°C

Maximum Working Pressure:
20 bar

- L Ported closed centre

Female Right Angled Porting without Closed Position, BSPP

1012	Thread	DN Size
LE-0483 04 10	1/8"	4
LE-0483 06 13	1/4"	6
LE-0483 09 17	3/8"	9
LE-0483 12 21	1/2"	12
Tech Sheet 10463		

Lockable Ball Valves

- Legris lockable ball valves have been developed in order to prevent potentially dangerous consequences by unintended operation. Lockable in different positions, this range meets international safety requirements, such as ISO 4414. Lockable ball valves feature a plate fixed to the valve body and a plate attached to the valve stem. When the plates are pad-locked together, the valve handle cannot be moved.

The valves are lockable:

- In both open and closed position, by one padlock: models 0437 and 0439.
- Only in the closed position by up to three padlocks: models 0437 and 0438.

Working Temperature:
-20°C to +80°C

Maximum Working Pressure:
40 bar

In-line Double Female, BSPP

1012	Thread	DN Size
LE-0432 10 17	3/8"	10
LE-0432 13 21	1/2"	13
LE-0432 20 27	3/4"	20
LE-0432 23 34	1"	23
Tech Sheet 10457		

Maximum Working Pressure:
40 bar

Double Female with Vent, BSPP

1012	Thread	DN Size
LE-0439 07 13	1/4"	7
LE-0439 10 17	3/8"	10
LE-0439 13 21	1/2"	13
LE-0439 18 27	3/4"	18
LE-0439 23 34	1"	23
Tech Sheet 10462		

Maximum Working Pressure:
40 bar

In-line Double Female with Vent, BSPP

1012	Thread	DN Size
LE-0437 10 17	3/8"	10
LE-0437 13 21	1/2"	13
LE-0437 18 27	3/4"	18
LE-0437 23 34	1"	23
Tech Sheet 10458		

Maximum Working Pressure:
20 bar

3 Way, BSPP

1012	Thread	DN Size
LE-0438 12 21	1/2"	12
Tech Sheet 10460		

FT PRO®

For **Nickel Plated Brass Adaptors** see page **1171-1176**

BALL VALVES

Mini Ball Valves

Working Temperature:
-20°C to +80°C

Maximum Working Pressure:
10 bar

3/2 with Vent, Push-in

1012	OD mm
LE-7913 04 00	4
LE-7913 06 00	6
LE-7913 08 00	8
LE-7913 10 00	10
LE-7913 12 00	12
Tech Sheet 10456	

2/2, Push-in

1012	OD mm
LE-7910 04 00	4
LE-7910 06 00	6
LE-7910 08 00	8
LE-7910 10 00	10
LE-7910 12 00	12
Tech Sheet 10452	

3/2 with Vent, Push-in x Male, BSPP

1012	Thread	OD mm
LE-7914 06 10	1/8"	6
LE-7914 08 13	1/4"	8
LE-7914 12 21	1/2"	12
Tech Sheet 10450		

2/2, Push-in x Male, BSPP

1012	Thread	OD mm
LE-7911 06 10	1/8"	6
LE-7911 10 17	3/8"	10
LE-7911 12 21	1/2"	12
Tech Sheet 10454		

BALL VALVES

Direct Mount Brass Ball Valves

Suitable for domestic water services, heating and air conditioning plants, and compressed air systems.

- Full bore
- Direct mount ISO 5211

Working Temperature:
-20°C to +130°C

Maximum Working Pressure:
40 bar

Female x Female, BSPP

0986	Thread
BV1021-14	1/4"
BV1021-38	3/8"
Tech Sheet 68247	

3 Way T Port, Female, BSPP

0986	Thread	Max Pressure Bar
BV1070-14	1/4"	40
BV1070-38	3/8"	40
BV1070-12	1/2"	40
BV1070-34	3/4"	40
BV1070-1	1"	40
BV1070-114	1.1/4"	40
BV1070-112	1.1/2"	25
BV1070-2	2"	25
Tech Sheet 68248		

3 Way L Port, Female, BSPP

0986	Thread	Max Pressure Bar
BV1071-14	1/4"	40
BV1071-38	3/8"	40
BV1071-12	1/2"	40
BV1071-34	3/4"	40
BV1071-1	1"	40
BV1071-114	1.1/4"	40
BV1071-112	1.1/2"	25
BV1071-2	2"	25
Tech Sheet 68248		

CAST IRON BALL VALVES

Cast Iron Ball Valves

Features:
- ISO 5211 Mounting Pad
- ATEX approved
- Blowout proof stem
- Locking device available on request

Working Temperature: -10°C to +200°C

Maximum Working Pressure: 16 bar

2 Piece, Flanged PN16, Full Bore

0905	Flange Size
150HIT 04	1/2"
150HIT 05	3/4"
150HIT 06	1"
150HIT 07	1.1/4"
150HIT 08	1.1/2"
150HIT 09	2"
150HIT 10	2.1/2"
150HIT 11	3"
150HIT 12	4"
150HIT 13	5"
150HIT 14	6"
150HIT 16	8"
Tech Sheet 6036	

Mounting Kits

Mounting Kit for 150HIT Cast Iron Flanged PN16 Ball Valve

3100	Size
MK150HIT-1	1/2"
MK150HIT-2	3/4" to 1.1/4"
MK150HIT-3	1.1/2" to 2"
MK150HIT-4	2.1/2" to 3"
MK150HIT-5	4" to 5"
MK150HIT-6	6" to 8"
Tech Sheet 71760	

HAITIMA

For **Haitima Actuated Cast Iron Flanged PN16 Ball Valves** see page **1000**

Plastic Ball Valves

Maximum Working Pressure: 3.5 bar

Body: Polypropylene
Seal: Nitrile

Hose Tail x Hose Tail

0270	To Suit Hose ID mm
18530-1	12
18530-2	16
18530-3	20

Male BSPP x Male BSPP

0270	Thread
18570-1	1/2"
18570-2	1/2" x 3/4"
18570-3	3/4"

Hose Tail x Female BSPP

0270	To Suit Hose ID mm	Thread
18563-1	16	1/2"
18563-2	16	3/4"
18563-3	20	1/2"
18563-4	20	3/4"

Hose Tail x Male BSPP

0270	To Suit Hose ID mm	Thread
18560-1	12	1/2"
18560-2	12	3/4"
18560-3	16	1/2"
18560-4	16	3/4"
18560-5	20	1/2"
18560-6	20	3/4"

Working Temperature:
0°C to +60°C
0°C to +20°C (at 16 bar)

Maximum Working Pressure:
16 bar

UPVC, Double Union Ball Valve, EPDM Seals

0118	Thread
2020-0424	1/2"
2020-0432	3/4"
2020-0440	1"
2020-0457	1.1/4"
2020-0465	1.1/2"
2020-0473	2"
Tech Sheet 10322	

BALL VALVES

Plastic Ball Valves

Working Temperature:
0°C to +60°C

Maximum Working Pressure: 15 bar

UPVC, Economy Double Union Ball Valve, EPDM Seals

0118	Nominal Bore ID
BVD13-12-PVC	1/2"
BVD13-34-PVC	3/4"
BVD13-1-PVC	1"
BVD13-114-PVC	1.1/4"
BVD13-112-PVC	1.1/2"
BVD13-2-PVC	2"
BVD13-212-PVC	2.1/2"
BVD13-3-PVC	3"
BVD13-4-PVC	4"
Tech Sheet 10254	

Industrial 3 Way Ball Valve, T Port, EPDM Seals

0118	Nominal Bore ID
BVT13-12-PVC	1/2"
BVT13-34-PVC	3/4"
BVT13-1-PVC	1"
BVT13-114-PVC	1.1/4"
BVT13-112-PVC	1.1/2"
BVT13-2-PVC	2"
Tech Sheet 10254	

Industrial 3 Way Ball Valve, L Port, EPDM Seals

0118	Nominal Bore ID
BVL13-12-PVC	1/2"
BVL13-34-PVC	3/4"
BVL13-1-PVC	1"
BVL13-114-PVC	1.1/4"
BVL13-112-PVC	1.1/2"
BVL13-2-PVC	2"
Tech Sheet 10254	

FT PRO

WRAS APPROVED MATERIAL | CE | Gas Approved EN331 | RoHS 3 COMPLIANT | 3 YEAR WARRANTY

LEVER HANDLE BALL VALVES

FULL FLOW VALVES

WRAS
Brass ball valves fully approved by WRAS for clean water solutions.

The quality of the full flow brass ball valves is approved in the UK under the Water Regulations Advisory Scheme (WRAS) for water fittings. Suitable for domestic water services, heating, air-conditioning plants and compressed air systems for isolation shut-off. Blue wing handle valves are stocked as standard with green, red and black available on request.

EN 331 GAS
Brass ball valves conforming to EN 331 for gas applications.

Certified by Deutsche Akkreditierungsstelle (Dakks) in Germany to conform to EN 331 and EU 305, the yellow handle full flow brass ball valve has been specifically developed for gas installations including town gas, natural gas and liquid gas isolation shut-off.

WRAS, Lever Handles, Brass Nickel Plated

Working Temperature: -10°C to +120°C

Maximum Working Pressure: 25 bar

Red and green levers are available on request

Female x Female, BSPP

0682	Thread
1063-14	1/4"
1063-38	3/8"
1063-12	1/2"
1063-34	3/4"
1063-1	1"
1063-114	1.1/4"
1063-112	1.1/2"
1063-2	2"
1063-212	2.1/2"
1063-3	3"
1063-4	4"
Tech Sheet 68778	

EN 331 Gas, Lever Handles, Brass Nickel Plated

Working Temperature: -10°C to +80°C

Maximum Working Pressure: 5 bar

Female x Female, BSPP

0682	Thread
1071-14	1/4"
1071-38	3/8"
1071-12	1/2"
1071-34	3/4"
1071-1	1"
1071-114	1.1/4"
1071-112	1.1/2"
1071-2	2"
1071-212	2.1/2"
1071-3	3"
1071-4	4"
Tech Sheet 68780	

Working Temperature: -10°C to +80°C

Maximum Working Pressure: 5 bar

Male x Female, BSPP

0682	Thread
1073-14	1/4"
1073-38	3/8"
1073-12	1/2"
1073-34	3/4"
1073-1	1"
1073-114	1.1/4"
1073-112	1.1/2"
1073-2	2"
Tech Sheet 68781	

Customised Ball Valve Handles available for this range

EN 331 Gas/WRAS Approved Brass Ball Valve Compression Ended

- Brass Nickel Plated Body
- Full bore
- Compression ends to EN1254-2

Working Temperature: -5°C to +150°C (oil and water) -5°C to +60°C (gas)

Maximum Working Pressure: 20 bar (oil and water) 5 bar (gas)

WRAS APPROVED MATERIAL

Red Lever Operated

0682	Size mm
EPS-102200	15
EPS-102205	22
EPS-102210	28
EPS-102215	35
EPS-102220	42
EPS-102225	54
Tech Sheet 717	

WRAS APPROVED MATERIAL

Blue Lever Operated

0682	Size mm
EPS-102150	15
EPS-102155	22
EPS-102160	28
EPS-102165	35
EPS-102170	42
EPS-102175	54
Tech Sheet 717	

Gas Approved EN331

Yellow Lever Operated

0682	Size mm
EPS-102100	15
EPS-102105	22
EPS-102110	28
EPS-102115	35
EPS-102120	42
EPS-102125	54
Tech Sheet 717	

WING HANDLE BALL VALVES

FULL FLOW VALVES

- WRAS approved
- EN 331 and EU 305 conformity
- RoHS 3 compliant
- Blowout proof
- Double seal
- No metal-to-metal moving parts
- Maintenance-free
- 3 year warranty

WRAS, Wing Handles, Brass Nickel Plated

Working Temperature: -10°C to +120°C

Maximum Working Pressure: 25 bar

Female x Female, BSPP

0682	Thread
1193-14	1/4"
1193-38	3/8"
1193-12	1/2"
1193-34	3/4"
1193-1	1"

Tech Sheet 68779

EN 331 Gas, Wing Handles, Brass Nickel Plated

Working Temperature: -10°C to +80°C

Maximum Working Pressure: 5 bar

Female x Female, BSPP

0682	Thread
1072-14	1/4"
1072-38	3/8"
1072-12	1/2"
1072-34	3/4"
1072-1	1"

Tech Sheet 68783

Working Temperature: -10°C to +80°C

Maximum Working Pressure: 5 bar

Male x Female, BSPP

0682	Thread
1074-14	1/4"
1074-38	3/8"
1074-12	1/2"
1074-34	3/4"
1074-1	1"

Tech Sheet 68782

EN 331 Gas/WRAS Approved Brass Ball Valve Compression Ended

- Brass Nickel Plated Body
- Full bore
- Compression ends to EN1254-2

Working Temperature: -5°C to +150°C (oil and water) -5°C to +60°C (gas)

Maximum Working Pressure: 20 bar (oil and water) 5 bar (gas)

Red Wing Handle

0682	Size mm
EPS-102450	15
EPS-102455	22
EPS-102460	28

Tech Sheet 717

Blue Wing Handle

0682	Size mm
EPS-102470	15
EPS-102475	22
EPS-102480	28

Tech Sheet 717

Gas Approved EN331

Yellow Wing Handle

0682	Size mm
EPS-102420	15
EPS-102425	22
EPS-102430	28

Tech Sheet 717

BALL VALVES

Full Bore Gas Ball Valves, Brass Nickel Plated

Working Temperature: -20°C to +60°C

Maximum Working Pressure: 5 bar

EN 331 approved

LONDON 066 Compact, Female x Female, BSPP, Lever Handle

0089	Thread
IT066-14	1/4"
IT066-38	3/8"
IT066-12	1/2"
IT066-34	3/4"
IT066-1	1"
IT066-114	1.1/4"
IT066-112	1.1/2"
IT066-2	2"
Tech Sheet 68253	



LONDON 067 Compact, Male, BSPT x Female, BSPP, Lever Handle

0089	Thread
IT067-14	1/4"
IT067-38	3/8"
IT067-12	1/2"
IT067-34	3/4"
IT067-1	1"
IT067-114	1.1/4"
IT067-112	1.1/2"
IT067-2	2"
Tech Sheet 68254	

BERLIN 070, Female x Female, BSPP, Lever Handle

0089	Thread
IT070-12	1/2"
IT070-34	3/4"
IT070-1	1"
IT070-114	1.1/4"
IT070-112	1.1/2"
IT070-2	2"
Tech Sheet 1831	

BERLIN 071, Male, BSPT x Female, BSPP, Lever Handle

0089	Thread
IT071-12	1/2"
IT071-34	3/4"
IT071-1	1"
IT071-114	1.1/4"
IT071-112	1.1/2"
IT071-2	2"
Tech Sheet 1831	

LONDON 266 Compact, Female x Female, BSPP, Flat Lever Handle

0089	Thread
IT266-14	1/4"
IT266-38	3/8"
IT266-12	1/2"
IT266-34	3/4"
IT266-1	1"
IT266-114	1.1/4"
IT266-112	1.1/2"
IT266-2	2"
Tech Sheet 68257	



LONDON 267 Compact, Male, BSPT x Female, BSPP, Flat Lever Handle

0089	Thread
IT267-14	1/4"
IT267-38	3/8"
IT267-12	1/2"
IT267-34	3/4"
IT267-1	1"
IT267-114	1.1/4"
IT267-112	1.1/2"
IT267-2	2"
Tech Sheet 68258	

LONDON 068 Compact, Female x Female, BSPP, Wing Handle

0089	Thread
IT068-14	1/4"
IT068-38	3/8"
IT068-12	1/2"
IT068-34	3/4"
IT068-1	1"
Tech Sheet 68255	

LONDON 069 Compact, Male, BSPT x Female, BSPP, Wing Handle

0089	Thread
IT069-14	1/4"
IT069-38	3/8"
IT069-12	1/2"
IT069-34	3/4"
IT069-1	1"
Tech Sheet 68256	

BERLIN 072, Female x Female, BSPP, Wing Handle

0089	Thread
IT072-12	1/2"
IT072-34	3/4"
IT072-1	1"
Tech Sheet 1831	

BERLIN 073, Male, BSPT x Female, BSPP, Wing Handle

0089	Thread
IT073-12	1/2"
IT073-34	3/4"
IT073-1	1"
Tech Sheet 1832	

Type 060, Male x Male, BSPT, Wing Handle

0089	Thread
IT060-12	1/2"
Tech Sheet 10340	

BALL VALVES

Super Filter Ball Valves, Brass

Advantages:
- Large flo
- Low head loss
- Eliminates need for separate in-line filte
- Reduces installation time
- Easy access for filter cleanin
- Can be installed in any position

500 micron filter (35 mesh)
Conforms to Directive 97/23/EC.

Working Temperature: -20°C to +100°C



Built-in Filter, BSPP

0468	Thread	Max Pressure Bar
SFBV-12	1/2"	30
SFBV-34	3/4"	30
SFBV-1	1"	30
SFBV-114	1.1/4"	20
SFBV-112	1.1/2"	20
SFBV-2	2"	20
Tech Sheet 60155		

Working Temperature: -20°C to +100°C

Maximum Working Pressure: 30 bar

- Can be installed in any position

T Handle, Built-in Filter, BSPP

0468	Thread
SFBVT-12	1/2"
SFBVT-34	3/4"
SFBVT-1	1"
Tech Sheet 60155	

90° Gas Ball Valves

- **Body:** Brass
- **Ball:** Brass, chrome plated
- **Sleeve, Stem and Nut:** Brass
- **Seal:** PTFE
- **O-Rings:** Nitrile + FKM
- **Handle:** Aluminium
- EN 331 approved

Working Temperature: -20°C to +60°C

Maximum Working Pressure: 5 bar

Male x Female, BSPP

0468	Thread	Thread
GBVMF-3434	3/4"	3/4"
Tech Sheet 67956		

TOTAL

For **Combination Spanner Sets**
see page **1739**

BALL VALVES

Gas Mini Ball Valves, Brass

- **Seal:** Material PTFE

Working Temperature:
-20°C to +80°C

Maximum Working Pressure:
20 bar

Type 6300, Female x Female, BSPP

0090	Thread	Thread
6300-18	1/8"	1/8"
6300-14	1/4"	1/4"
6300-38	3/8"	3/8"
6300-12	1/2"	1/2"
Tech Sheet 1602		

Type 6310, BSPT Male x BSPP Female

0090	Male Thread	Female Thread
6310-18-18	1/8"	1/8"
6310-14-18	1/4"	1/8"
6310-14-14	1/4"	1/4"
6310-38-38	3/8"	3/8"
6310-12-12	1/2"	1/2"
6310-34-34	3/4"	3/4"
Tech Sheet 1602		

Type 6320, Male x Female, BSPP

0090	Male Thread	Female Thread
6320-18-18	1/8"	1/8"
6320-14-18	1/4"	1/8"
6320-14-14	1/4"	1/4"
6320-38-38	3/8"	3/8"
6320-12-12	1/2"	1/2"
Tech Sheet 1602		

Type 6330, Male x Male, BSPP

0090	Thread	Thread
6330-18-18	1/8"	1/8"
6330-18-14	1/8"	1/4"
6330-14-14	1/4"	1/4"
6330-12-12	1/2"	1/2"
Tech Sheet 1602		

Type 6340, Tube x Female, BSPP

0090	OD mm	Thread
6340-6-18	6	1/8"
6340-8-18	8	1/8"
6340-8-14	8	1/4"
6340-10-38	10	3/8"
6340-15-12	15	1/2"
Tech Sheet 1603		

Type 6350, Male, BSPT x Tube

0090	OD mm	Thread
6350-18-6	6	1/8"
6350-18-8	8	1/8"
6350-14-6	6	1/4"
6350-14-8	8	1/4"
6350-38-10	10	3/8"
6350-38-12	12	3/8"
6350-12-15	15	1/2"
Tech Sheet 1603		

Type 6420, Male x Male, BSPP

0090	Thread	Thread
6420-18-18	1/8"	1/8"
6420-18-14	1/8"	1/4"
6420-14-14	1/4"	1/4"
6420-38-14	3/8"	1/4"
6420-38-38	3/8"	3/8"
6420-12-12	1/2"	1/2"
Tech Sheet 1603		

Type 6440, Male BSPP x Tube

0090	OD mm	Thread
6440-18-6	6	1/8"
6440-18-8	8	1/8"
6440-14-6	6	1/4"
6440-14-8	8	1/4"
6440-14-10	10	1/4"
6440-38-8	8	3/8"
6440-38-10	10	3/8"
6440-38-15	15	3/8"
6440-12-12	12	1/2"
6440-12-15	15	1/2"
6440-34-15	15	3/4"
Tech Sheet 1604		

Type 6500, Tube x Tube

0090	OD mm
6500-8	8
Tech Sheet 1604	

BALL VALVES

Dual Sealing Gas Approved Ball Valves

- Manufactured in accordance to BSI
- ISO 228 parallel female threads to EN10226-1
- Full port to DIN 3357 for maximum flo
- PED 2014/68/EU
- Spring return handle available on request

Working Temperature:
-40°C to +170°C

AS4617 Limitations for Gas:
0°C to +60°C

Maximum Working Pressure:
Up to 2": 40 bar
Over 2": 30 bar

AS4617 Limitations for Gas:
Up to 2": 21 bar
2.1/2" to 4": 15 bar

Female x Female, BSPP

0358	Thread
BV84-14	1/4"
BV84-38	3/8"
BV84-12	1/2"
BV84-34	3/4"
BV84-1	1"
BV84-114	1.1/4"
BV84-112	1.1/2"
BV84-2	2"
BV84-212	2.1/2"
BV84-3	3"
BV84-4	4"
Tech Sheet 20558	

Dual Sealing WRAS Ball Valves

The BV84W potable ball valve range is approved for use with drinking water. The ball design avoids water stagnation and the spread of bacteria in the system.

- PED 2014/68/EU

Working Temperature:
-40°C to +170°C

Maximum Working Pressure:
40 bar

Female x Female, BSPP

0358	Thread
BV84-14W	1/4"
BV84-38W	3/8"
BV84-12W	1/2"
BV84-34W	3/4"
BV84-1W	1"
BV84-114W	1.1/4"
BV84-112W	1.1/2"
BV84-2W	2"
Tech Sheet 20558	

Dual Sealing Gas Lockable Ball Valves

- Manufactured in accordance to BSI
- ISO 228 parallel female threads to EN10226-1
- Full port to DIN 3357 for maximum flo
- PED 2014/68/EU
- Spring return handle available on request

Working Temperature:
-40°C to +170°C

AS4617 Limitations for Gas:
0°C to +60°C

Maximum Working Pressure:
Up to 2": 40 bar
Over 2": 30 bar

AS4617 Limitations for Gas:
Up to 2": 21 bar
2.1/2" to 4": 15 bar

Female x Female, BSPP

0358	Thread
BV84-14L	1/4"
BV84-38L	3/8"
BV84-12L	1/2"
BV84-34L	3/4"
BV84-1L	1"
BV84-114L	1.1/4"
BV84-112L	1.1/2"
BV84-2L	2"
BV84-212L	2.1/2"
BV84-3L	3"
BV84-4L	4"
Tech Sheet 60397	

Dual Sealing WRAS Lockable Ball Valves

The BV84WL potable ball valve range is approved for use with drinking water. The specific ball design avoids water stagnation and the spread of bacteria in the system.

- PED 2014/68/EU

Working Temperature:
-40°C to +170°C

Maximum Working Pressure:
40 bar

Female x Female, BSPP

0358	Thread
BV84-14WL	1/4"
BV84-38WL	3/8"
BV84-12WL	1/2"
BV84-34WL	3/4"
BV84-1WL	1"
BV84-114WL	1.1/4"
BV84-112WL	1.1/2"
BV84-2WL	2"
Tech Sheet 60397	

BALL VALVES

Direct Mount WRAS Approved Brass Ball Valve

- Full bore
- Direct mount ISO 5211

Working Temperature: -20°C to +170°C

Maximum Working Pressure: 40 bar

Female x Female, BSPP

0358	Thread
BV64-12	1/2"
BV64-34	3/4"
BV64-1	1"
BV64-114	1.1/4"
BV64-112	1.1/2"
BV64-2	2"
Tech Sheet 6040	

Compression Ended WRAS Ball Valves

Body material: DZR brass.

- Suitable for domestic water services, heating and air conditioning plants and compressed air systems.

Working Temperature: -20°C to +120°C

Maximum Working Pressure: 16 bar

Male x Male

0358	OD mm
BV28-15	15
BV28-22	22
BV28-28	28
BV28-35	35
BV28-42	42
BV28-54	54
Tech Sheet 68241	

Stem Extension

- Can be used when insulating the pipework.

To suit RuB Ball Valves

0358	To Suit
PPRO03	1/4"-1/2"
PPRO06	3/4"-1"
PPRO09	1.1/4"-2"
Tech Sheet 68243	

Ball Valve Lockable Handles

Yellow

0358	To Suit
PBFG13	1/4"-1/2"
PBFG16	3/4"-1"
PBFG19	1.1/4"-2"
PBFG20	2.1/2"-4"
Tech Sheet 68244	

Blue

0358	To Suit
PBFA13	1/4"-1/2"
PBFA16	3/4"-1"
PBFA19	1.1/4"-2"
PBFA20	2.1/2"-4"
Tech Sheet 68244	

For **J+J Electric Actuators Fitted With RuB Ball Valves** see page **1007**

BALL VALVES

Plastic Ball Valves

Working Temperature:
0°C to +60°C

Maximum Working Pressure:
15 bar

UPVC, Industrial Double Union Ball Valve, EPDM Seals

0118	Nominal Bore ID
BVI13-38-PVC	3/8"
BVI13-12-PVC	1/2"
BVI13-34-PVC	3/4"
BVI13-1-PVC	1"
BVI13-114-PVC	1.1/4"
BVI13-112-PVC	1.1/2"
BVI13-2-PVC	2"
BVI13-212-PVC	2.1/2"
BVI13-3-PVC	3"
BVI13-4-PVC	4"
Tech Sheet 10254	

ABS, Industrial Double Union Ball Valve, EPDM Seals

0118	Nominal Bore ID
BVI13-12-ABS	1/2"
BVI13-34-ABS	3/4"
BVI13-1-ABS	1"
BVI13-114-ABS	1.1/4"
BVI13-112-ABS	1.1/2"
BVI13-2-ABS	2"
BVI13-212-ABS	2.1/2"
BVI13-3-ABS	3"
BVI13-4-ABS	4"
Tech Sheet 10255	

For **Tubing Accessories**
see page **1097**

STAINLESS STEEL VALVES

316 Stainless Steel Mini Ball Valves

Features:

- Reduced bore
- Suitable for domestic water services, heating and air-conditioning plants and compressed air systems

Working Temperature:
-25°C to +180°C

Maximum Working Pressure: 63 bar

Hexagon Body, Female, BSPP

0902	Thread
HEXSMBV14	1/4"
HEXSMBV38	3/8"
HEXSMBV12	1/2"
HEXSMBV34	3/4"
HEXSMBV1	1"
Tech Sheet 6018	

Hexagon Body, Male BSPT x Female BSPP

0902	Thread
HEXSMBV14M	1/4"
HEXSMBV38M	3/8"
HEXSMBV12M	1/2"
HEXSMBV34M	3/4"
HEXSMBV1M	1"
Tech Sheet 6018	

Stainless Steel Lockable Ball Valves

Suitable for domestic water services, heating and air-conditioning plants, and compressed air systems.

- Full bore
- PTFE seals
- PTFE O-rings

Working Temperature:
-20°C to +180°C

Maximum Working Pressure:
63 bar: up to 3/4"
50 bar: 1" and 1.1/4"
40 bar: 1.1/2" upwards

2 Piece, Full Bore, Male x Female, BSPP

0901	Thread
789-14	1/4"
789-38	3/8"
789-12	1/2"
789-34	3/4"
789-1	1"
789-114	1.1/4"
789-112	1.1/2"
789-2	2"
Tech Sheet 6019	

HAITIMA
stainless steel

You might also need...
Stainless Steel 150LB Fittings
...see pages **1181-1273**

STAINLESS STEEL VALVES

stainless steel

HAITIMA

316 Stainless Steel Ball Valves

Features:
- ATEX approved
- Investment casting
- Blowout proof stem
- Locking lever

Working Temperature: -20°C to +200°C

Maximum Working Pressure: 63 bar

2 Piece, Full Bore, BSPP

0099	Thread
2006S-14	1/4"
2006S-38	3/8"
2006S-12	1/2"
2006S-34	3/4"
2006S-1	1"
2006S-114	1.1/4"
2006S-112	1.1/2"
2006S-2	2"
Tech Sheet 1966	

2 Piece, Full Bore, NPT

0099	Thread
2006S-14N	1/4"
2006S-38N	3/8"
2006S-12N	1/2"
2006S-34N	3/4"
2006S-1N	1"
2006S-114N	1.1/4"
2006S-112N	1.1/2"
2006S-2N	2"
Tech Sheet 1966	

Features:
- ATEX approved
- Investment casting
- Blowout proof stem
- Locking lever

Working Temperature: -20°C to +200°C

Maximum Working Pressure: 138 bar

2 Piece, Full Bore, BSPP

0099	Thread
2006-14	1/4"
2006-38	3/8"
2006-12	1/2"
2006-34	3/4"
2006-1	1"
Tech Sheet 6003	

Features:
- Investment casting
- Blowout proof stem

Working Temperature: -20°C to +200°C

Maximum Working Pressure: 63 bar

2 Piece, Full Bore, BSPP, Wing Handle

0924	Size
2006FW-14W	1/4"
2006FW-38W	3/8"
2006FW-12W	1/2"
Tech Sheet 6001	

You might also need...
Valve Lockouts & Padlocks
...see page **1763**



Stainless Steel Valves

A quality range of stainless steel ball valves with a reliable reputation across the manufacturing industry. A wide selection of valves are available from the manufacturer including API 607 fire safe and specialised material options of Titanium, Monel, Hastelloy, Inconel 625, SMO 254 and Duplex.

Approvals:

- ISO 9001 approved manufacturer
- 3A approved
- Pressure equipment directive/module H certification
- TA-Luft certification
- EN10204 3:1 material certification
- DNV certification

Applications:

- Hydraulic
- Pneumatic
- Steam
- Oxygen (if degreased)
- Vacuum
- Thermal fluids
- Chemical
- Oil/gas
- Food processing
- Dry/liquid chlorine
- Testing

For full compatibility for your application, please contact our Technical department.

STAINLESS STEEL VALVES

stainless steel HAITIMA

316 Stainless Steel Ball Valves

Working Temperature:
-20°C to +200°C

Maximum Working Pressure:
63 bar

Features:
- Investment casting
- Blowout proof stem
- Locking lever

1 Piece, Reduced Bore, BSPP

0924	Thread
2017FW-14	1/4"
2017FW-38	3/8"
2017FW-12	1/2"
2017FW-34	3/4"
2017FW-1	1"
2017FW-114	1.1/4"
2017FW-112	1.1/2"
2017FW-2	2"
Tech Sheet 6000	

2 Piece, Full Bore, BSPP

0924	Thread
2006FW-14	1/4"
2006FW-38	3/8"
2006FW-12	1/2"
2006FW-34	3/4"
2006FW-1	1"
2006FW-114	1.1/4"
2006FW-112	1.1/2"
2006FW-2	2"
2006FW-212	2.1/2"
2006FW-3	3"
Tech Sheet 6001	

3 Piece, Full Bore, BSPP

0924	Thread
2013FW-14	1/4"
2013FW-38	3/8"
2013FW-12	1/2"
2013FW-34	3/4"
2013FW-1	1"
2013FW-114	1.1/4"
2013FW-112	1.1/2"
2013FW-2	2"
2013FW-212	2.1/2"
2013FW-3	3"
2013FW-4	4"
Tech Sheet 6005	

3 Piece, Full Bore, NPT

0924	Thread
2013FW-14N	1/4"
2013FW-38N	3/8"
2013FW-12N	1/2"
2013FW-34N	3/4"
2013FW-1N	1"
2013FW-114N	1.1/4"
2013FW-112N	1.1/2"
2013FW-2N	2"
2013FW-212N	2.1/2"
2013FW-3N	3"
2013FW-4N	4"
Tech Sheet 6005	

3 Piece, Full Bore, Butt Weld

0924	Size
2012FW-14	1/4"
2012FW-38	3/8"
2012FW-12	1/2"
2012FW-34	3/4"
2012FW-1	1"
2012FW-114	1.1/4"
2012FW-112	1.1/2"
2012FW-2	2"
2012FW-212	2.1/2"
2012FW-3	3"
2012FW-4	4"
Tech Sheet 6005	

3 Piece, Full Bore, Socket Weld

0924	Thread
2011FW-14	1/4"
2011FW-38	3/8"
2011FW-12	1/2"
2011FW-34	3/4"
2011FW-1	1"
2011FW-114	1.1/4"
2011FW-112	1.1/2"
2011FW-2	2"
2011FW-212	2.1/2"
2011FW-3	3"
2011FW-4	4"
Tech Sheet 6005	

STAINLESS STEEL VALVES

stainless steel

HAITIMA

316 Stainless Steel Ball Valves ISO Pad Mount

Features:
- Direct mount ISO 5211
- ATEX approved
- TA Luft
- ISO 15848-1:2006 fugitive emissions
- Anti-static device
- Investment casting
- Blowout proof stem

Working Temperature: -20°C to +200°C

Maximum Working Pressure: 63 bar

2 Piece, Full Bore, BSPP

0924	Thread
2006SD-14	1/4"
2006SD-38	3/8"
2006SD-12	1/2"
2006SD-34	3/4"
2006SD-1	1"
2006SD-114	1.1/4"
2006SD-112	1.1/2"
2006SD-2	2"
Tech Sheet 6004	

Features:
- Direct mount ISO 5211
- ATEX approved
- Anti-static device
- Investment casting
- Blowout proof stem
- Locking lever
- Suitable for saturated steam up to 6 bar

Working Temperature: -20°C to +200°C

Maximum Working Pressure: 63 bar

3 Piece, Full Bore, BSPP

0924	Thread
2013ND-14	1/4"
2013ND-38	3/8"
2013ND-12	1/2"
2013ND-34	3/4"
2013ND-1	1"
2013ND-114	1.1/4"
2013ND-112	1.1/2"
2013ND-2	2"
2013ND-212	2.1/2"
2013ND-3	3"
2013ND-4	4"
Tech Sheet 6006	

3 Piece, Full Bore, NPT

0924	Thread
2013ND-12N	1/2"
2013ND-34N	3/4"
2013ND-1N	1"
2013ND-114N	1.1/4"
2013ND-112N	1.1/2"
2013ND-2N	2"
Tech Sheet 6006	

3 Piece, Full Bore, Butt Weld

0924	Thread
2012ND-12	1/2"
2012ND-34	3/4"
2012ND-1	1"
2012ND-114	1.1/4"
2012ND-112	1.1/2"
2012ND-2	2"
2012ND-212	2.1/2"
2012ND-3	3"
2012ND-4	4"
Tech Sheet 6006	

3 Piece, Full Bore, Socket Weld

0924	Thread
2011ND-12	1/2"
2011ND-34	3/4"
2011ND-1	1"
2011ND-114	1.1/4"
2011ND-112	1.1/2"
2011ND-2	2"
2011ND-212	2.1/2"
2011ND-3	3"
2011ND-4	4"
Tech Sheet 6006	

HAITIMA

You might also need a...
Haitima Pneumatic Actuator
...see page **1015**

STAINLESS STEEL VALVES

stainless steel GENEBRE

316 Stainless Steel Ball Valves ISO Pad Mount

Features:
- Reduced bore
- Direct mount ISO 5211
- Anti-static device
- Blowout proof stem
- Locking lever

Working Temperature: -25°C to +180°C

Maximum Working Pressure: 63 bar

3 Way, L Port, BSPP

0902	Thread
2040-14	1/4"
2040-38	3/8"
2040-12	1/2"
2040-34	3/4"
2040-1	1"
2040-114	1.1/4"
2040-112	1.1/2"
2040-2	2"
2040-212	2.1/2"
Tech Sheet 6025	

3 Way, T Port, BSPP

0902	Thread
2041-14	1/4"
2041-38	3/8"
2041-12	1/2"
2041-34	3/4"
2041-1	1"
2041-114	1.1/4"
2041-112	1.1/2"
2041-2	2"
2041-212	2.1/2"
Tech Sheet 6025	

Looking for bespoke Flow Path Configuration?
Contact our technical team.

LOCTITE®

You might also need...
577 Thread Sealant
...see page **1584**

STAINLESS STEEL VALVES

stainless steel

HAITIMA

Hygenic 316 Stainless Steel Ball Valves ISO Pad Mount

Features:

- Cavity filled seat
- Direct mount ISO 5211
- ATEX approved
- Anti-static device
- Investment casting
- Blowout proof stem
- Locking lever
- Suitable for saturated steam up to 10 bar

Working Temperature:
-20°C to +200°C

Maximum Working Pressure:
10 bar



3 Piece, Butt Weld

0924	Size	DN	OD mm	Length	ISO 5211
2012CD-12	1/2"	15	12.70	90.70	F03/F04
2012CD-34	3/4"	20	19.10	103	F03/F04
2012CD-1	1"	25	25.40	115	F04/F05
2012CD-112	1.1/2"	40	38.10	139	F05/F07
2012CD-2	2"	50	50.80	158	F05/F07
2012CD-212	2.1/2"	65	63.50	197	F07/F10
2012CD-3	3"	80	76.20	228	F07/F10
2012CD-4	4"	100	101.60	241.80	F10/F12
Tech Sheet 6009					

Working Temperature:
-20°C to +200°C

Maximum Working Pressure:
10 bar

3 Piece, Clamp End

0924	Size	DN	Length	ISO 5211
2013CD-12	1/2"	15	90.70	F03/F04
2013CD-34	3/4"	20	103	F03/F04
2013CD-1	1"	25	115	F04/F05
2013CD-112	1.1/2"	40	139	F05/F07
2013CD-2	2"	50	158	F05/F07
2013CD-212	2.1/2"	65	197	F07/F10
2013CD-3	3"	80	228	F07/F10
2013CD-4	4"	100	241.80	F10/F12
Tech Sheet 6009				

Features:

- Direct mount ISO 5211
- Investment casting
- Blowout proof stem
- Locking lever
- Suitable for saturated steam up to 10 bar

Working Temperature:
-20°C to +200°C

Maximum Working Pressure:
10 bar

3 Way, L Port, Butt Weld

0924	Size	DN	OD mm	Length	ISO 5211
2057CBL-12	1/2"	15	12.70	118	F03/F04
2057CBL-1	1"	25	25.40	152.40	F04/F05
2057CBL-112	1.1/2"	40	38.10	175	F05/F07
2057CBL-2	2"	50	50.80	190	F05/F07
2057CBL-212	2.1/2"	65	63.50	228	F07/F10
2057CBL-3	3"	80	76.20	260	F07/F10
2057CBL-4	4"	100	102	289	F10/F12
Tech Sheet 6009					

3 Way, T Port, Butt Weld

0924	Size	DN	OD mm	Length	ISO 5211
2057CBT-12	1/2"	15	12.70	118	F03/F04
2057CBT-1	1"	25	25.40	152.40	F04/F05
2057CBT-112	1.1/2"	40	38.10	175	F05/F07
2057CBT-2	2"	50	50.80	190	F05/F07
2057CBT-212	2.1/2"	65	63.50	228	F07/F10
2057CBT-3	3"	80	76.20	260	F07/F10
2057CBT-4	4"	100	102	289	F10/F12
Tech Sheet 6009					

Hygenic 316 Stainless Steel Ball Valves

FT PRO®

Features:

- Cavity filled seat
- Locking lever

Working Temperature:
-20°C to +160°C

Maximum Working Pressure:
8 bar



3 Piece, Weld End

0708	OD	OD mm	Length mm
HSBVWE-12	1/2"	12.7	89
HSBVWE-112	1.1/2"	38.1	140
HSBVWE-2	2"	50.8	156
Tech Sheet 68171			

FT PRO®

Features:

- Cavity filled seat
- Locking lever

Working Temperature:
-20°C to +160°C

Maximum Working Pressure:
8 bar



3 Piece, Clamp End

0708	Clamp Size	Length mm
HSBVCE-1	1"	114
HSBVCE-2	2"	156
Tech Sheet 68171		

STAINLESS STEEL VALVES

stainless steel HAITIMA

Fire Safe Direct Mount Ball Valves

Features:

- Direct mount ISO 5211
- ATEX approved
- Fire Safe API 607 4th Edition
- NACE MR0175
- Anti-static device
- Investment casting
- Blowout proof stem
- Locking lever

Working Temperature: -20°C to +220°C

3 Piece, BSPP, Full Bore

0924	Thread	Max Pressure bar
2013KMD-12	1/2"	138
2013KMD-34	3/4"	138
2013KMD-1	1"	138
2013KMD-114	1.1/4"	103
2013KMD-112	1.1/2"	103
2013KMD-2	2"	103
2013KMD-212	2.1/2"	63
2013KMD-3	3"	63
Tech Sheet 6007		

3 Piece, NPT, Full Bore

0924	Thread	Max Pressure bar
2013KMD-12N	1/2"	138
2013KMD-34N	3/4"	138
2013KMD-1N	1"	138
2013KMD-114N	1.1/4"	103
2013KMD-112N	1.1/2"	103
2013KMD-2N	2"	103
2013KMD-3N	3"	63
Tech Sheet 6007		

3 Piece, Butt Weld, Full Bore

0924	Size	Max Pressure bar
2012KMD-12	1/2"	138
2012KMD-34	3/4"	138
2012KMD-1	1"	138
2012KMD-112	1.1/2"	103
2012KMD-2	2"	103
Tech Sheet 6007		

3 Piece, Socket Weld, Full Bore

0924	Size	Max Pressure bar
2011KMD-12	1/2"	138
2011KMD-34	3/4"	138
2011KMD-1	1"	138
2011KMD-114	1.1/4"	103
2011KMD-112	1.1/2"	103
2011KMD-2	2"	103
Tech Sheet 6007		

AIR TORQUE

You might also need a...
Air Torque Pneumatic Actuator
...see page **1015**

316 Stainless Steel Ball Valves

Features:

- Investment casting
- Blowout proof stem
- Locking lever

Working Temperature: -20°C to +200°C

Maximum Working Pressure: 16 bar

2 Piece, Flanged PN16, Full Bore

0924	Flange Size	Bore mm
2019S 04	1/2"	15
2019S 05	3/4"	20
2019S 06	1"	25
2019S 07	1.1/4"	32
2019S 08	1.1/2"	40
2019S 09	2"	50
2019S 10	2.1/2"	65
2019S 11	3"	80
2019S 12	4"	100
2019S 14	6"	150
Tech Sheet 6011		

Features:

- Investment casting
- Blowout proof stem
- Locking lever

Working Temperature: -20°C to +200°C

Maximum Working Pressure: 19.6 bar

2 Piece, Flanged ANSI150, Full Bore

0924	Flange Size	Bore mm
2020S 04	1/2"	15
2020S 05	3/4"	20
2020S 06	1"	25
2020S 08	1.1/2"	40
2020S 09	2"	50
2020S 10	2.1/2"	65
2020S 11	3"	80
2020S 12	4"	100
2020S 14	6"	150
Tech Sheet 6013		

STAINLESS STEEL VALVES

stainless steel

HAITIMA

Fire Safe Direct Mount Ball Valves

Features:
- Direct mount ISO 5211
- ATEX approved
- Fire Safe API 607 4th edition
- DNV certifie
- Anti-static device
- Investment casting
- Blowout proof stem
- Locking lever
- NACE MR0175

Working Temperature:
-20°C to +200°C



2 Piece, Flanged PN16, Full Bore

0924	Flange Size	Flange	Max Pressure bar
2019D 04	1/2"	PN16/40	40
2019D 05	3/4"	PN16/40	40
2019D 06	1"	PN16/40	40
2019D 07	1.1/4"	PN16/40	40
2019D 08	1.1/2"	PN16/40	40
2019D 09	2"	PN16/40	40
2019D 10	2.1/2"	PN16	16
2019D4 10	2.1/2"	PN40	40
2019D 11	3"	PN16	16
2019D4 11	3"	PN40	40
2019D 12	4"	PN16	16
2019D4 12	4"	PN40	40
2019D 13	5"	PN16	16
2019D 14	6"	PN16	16
2019D 16	8"	PN16	16
Tech Sheet 10336			

316 Stainless Steel Ball Valve Accessories

Features:
- ISO mounting pad to ISO 5211

Working Temperature:
-20°C to +200°C

Stem Extension

0924	Valve ISO	Stem Size
TSM 1	F04	9
TSM 2	F05	11
TSM 3	F07	14
TSM 4	F10	17
TSM 5	F12	22
Tech Sheet 6016		

Features:
- Direct mount ISO 5211
- ATEX approved
- Fire Safe API 607 4th edition
- Anti-static device
- Investment casting
- Blowout proof stem
- Locking lever
- NACE MR0175

Working Temperature:
-20°C to +230°C

Maximum Working Pressure:
19.6 bar



2 Piece, Flanged ANSI150, Full Bore

0924	Flange Size
2020D 04	1/2"
2020D 05	3/4"
2020D 06	1"
2020D 07	1.1/4"
2020D 08	1.1/2"
2020D 09	2"
2020D 10	2.1/2"
2020D 11	3"
2020D 12	4"
2020D 14	6"
Tech Sheet 10331	

Other Flanged End connections are available on request

316 Stainless Steel Direct Mount Ball Valves

Features:
- Direct mount ISO 5211
- Investment casting
- Blowout proof stem
- Locking lever

Working Temperature:
-20°C to +200°C



3 Way, L Port, Flanged PN16, Full Bore

0924	Flange Size	Max Pressure bar
2059DL16 04	1/2"	16
2059DL16 06	1"	16
2059DL16 08	1.1/2"	16
2059DL16 09	2"	16
2059DL16 10	2.1/2"	16
2059DL16 11	3"	16
2059DL16 12	4"	16
2059DL16 14	6"	16
Tech Sheet 6015		

3 Way, L Port, Flanged ANSI150, Full Bore

0924	Flange Size	Max Pressure bar
2059DL150 04	1/2"	19.6
2059DL150 06	1"	19.6
2059DL150 08	1.1/2"	19.6
2059DL150 09	2"	19.6
2059DL150 11	3"	19.6
2059DL150 12	4"	19.6
2059DL150 14	6"	19.6
Tech Sheet 6015		

3 Way, T Port, Flanged PN16, Full Bore

0924	Flange Size	Max Pressure bar
2059DT16 04	1/2"	16
2059DT16 06	1"	16
2059DT16 08	1.1/2"	16
2059DT16 09	2"	16
2059DT16 10	2.1/2"	16
2059DT16 11	3"	16
2059DT16 12	4"	16
2059DT16 14	6"	16
Tech Sheet 6015		

3 Way, T Port, Flanged ANSI150, Full Bore

0924	Flange Size	Max Pressure bar
2059DT150 04	1/2"	19.6
2059DT150 06	1"	19.6
2059DT150 08	1.1/2"	19.6
2059DT150 09	2"	19.6
2059DT150 11	3"	19.6
2059DT150 12	4"	19.6
2059DT150 14	6"	19.6
Tech Sheet 6015		

CARBON STEEL BALL VALVES

HAITIMA

Fire Safe Direct Mount Ball Valves

Features:
- Direct mount ISO 5211
- ATEX approved
- Fire Safe API 607 4th edition
- NACE MR0175
- Anti-static device
- Investment casting
- Blowout proof stem
- Locking lever

Working Temperature:
-20°C to +220°C

3 Piece, BSPP, Full Bore

0924	Thread	Max Pressure bar
2013KMD-12C	1/2"	138
2013KMD-34C	3/4"	138
2013KMD-1C	1"	138
2013KMD-114C	1.1/4"	103
2013KMD-112C	1.1/2"	103
2013KMD-2C	2"	103
2013KMD-212C	2.1/2"	63
2013KMD-3C	3"	63
Tech Sheet 6007		

3 Piece, NPT, Full Bore

0924	Thread	Max Pressure bar
2013KMD-12CN	1/2"	138
2013KMD-34CN	3/4"	138
2013KMD-1CN	1"	138
2013KMD-114CN	1.1/4"	103
2013KMD-112CN	1.1/2"	103
2013KMD-2CN	2"	103
2013KMD-3CN	3"	63
Tech Sheet 6007		

3 Piece, Butt Weld, Full Bore

0924	Size	Max Pressure bar
2012KMD-12C	1/2"	138
2012KMD-34C	3/4"	138
2012KMD-1C	1"	138
2012KMD-112C	1.1/2"	103
2012KMD-2C	2"	103
Tech Sheet 6007		

3 Piece, Socket Weld, Full Bore

0924	Size	Max Pressure bar
2011KMD-12C	1/2"	138
2011KMD-34C	3/4"	138
2011KMD-1C	1"	138
2011KMD-114C	1.1/4"	103
2011KMD-112C	1.1/2"	103
2011KMD-2C	2"	103
Tech Sheet 6007		

Features:
- Direct mount ISO 5211
- ATEX approved
- Fire Safe API 607 4th edition
- DNV certified
- Anti-static device
- Investment casting
- Blowout proof stem
- Locking lever
- NACE MR0175

Working Temperature:
-20°C to +200°C

2 Piece, Flanged PN16, Full Bore

0924	Flange Size	Flange	Max Pressure bar
2019D 04C	1/2"	PN16/40	40
2019D 05C	3/4"	PN16/40	40
2019D 06C	1"	PN16/40	40
2019D 08C	1.1/2"	PN16/40	40
2019D 09C	2"	PN16/40	40
2019D 10C	2.1/2"	PN16	16
2019D 11C	3"	PN16	16
2019D 12C	4"	PN16	16
2019D 14C	6"	PN16	16
Tech Sheet 10336			

Features:
- Direct mount ISO 5211
- ATEX approved
- Fire Safe API 607 4th edition
- Anti-static device
- Investment casting
- Blowout proof stem
- Locking lever
- NACE MR0175

Working Temperature:
-20°C to +230°C

Maximum Working Pressure:
19.6 bar

2 Piece, Flanged ANSI150, Full Bore

0924	Flange Size
2020D 04C	1/2"
2020D 05C	3/4"
2020D 06C	1"
2020D 08C	1.1/2"
2020D 09C	2"
2020D 10C	2.1/2"
2020D 11C	3"
2020D 12C	4"
2020D 14C	6"
Tech Sheet 10331	

Other Flanged End connections are available on request

FESTO

You might also need a...
Festo Pneumatic Actuator
...see page **1017**

STAINLESS STEEL VALVES

stainless steel

FT PRO

316 Stainless Steel Ball Valves ISO Pad Mount

Features:

- Direct mount ISO 5211
- Blowout proof stem
- Locking lever for 1" to 4"
- Suitable for applications such as chemical, petrochemical, hydraulic and compressed air

Working Temperature:
-20°C to +180°C

Maximum Working Pressure:
16 bar

Wafer Pattern, Flanged PN16, Full Bore

0901	Flange Size
771 04	1/2"
771 05	3/4"
771 06	1"
771 07	1.1/4"
771 08	1.1/2"
771 09	2"
771 10	2.1/2"
771 11	3"
771 12	4"
771 13	5"
771 14	6"
Tech Sheet 6030	

STAINLESS STEEL VALVES

stainless steel

PANAM

6,000 psi Rated Ball Valves

Working Temperature:
-18°C to +93°C

Maximum Working Pressure:
413 bar

Female, NPT

0292	Thread
PBV-2-S-02-FF	1/8"
PBV-2-S-04-FF	1/4"
PBV-2-S-06-FF	3/8"
PBV-2-S-08-FF	1/2"
PBV-2-S-12-FF	3/4"
PBV-2-S-16-FF	1"
Tech Sheet 10508	

Ball Valves

Working Temperature:
-18°C to +93°C

Maximum Working Pressure:
413 bar

Compression, 2 Way

0292	OD
BV6000-18	1/8"
BV6000-12	1/2"
Tech Sheet 20847	

PANAM

stainless steel

For **Panam Fittings**
see pages **1256-1273**

Brass Gate Valves, Heavy-duty

Features:
- BSPT threads. BSPP for 2.1/2" upwards
- Suitable for isolation of fluids and general purpose applications such as domestic water services and heating plants

Working Temperature:
-10°C to +80°C

Maximum Working Pressure:
20 bar
16 bar (2.1/2" upwards)

Type GV12

0910	Size
GV12-38	3/8"
GV12-12	1/2"
GV12-34	3/4"
GV12-1	1"
GV12-114	1.1/4"
GV12-112	1.1/2"
GV12-2	2"
GV12-212	2.1/2"
GV12-3	3"
GV12-4	4"
Tech Sheet 6081	

new product

Bronze Square Plugs

1094	Size	DN
BSP-34-BR	3/4"	20
BSP-1-BR	1"	25
BSP-114-BR	1.1/4"	32
BSP-112-BR	1.1/2"	40
BSP-2-BR	2"	50

Working Temperature:
-20°C to +100°C

Maximum Working Pressure:
16 bar

Type GV157, BSPP

0442	Thread
GV157-38	3/8"
GV157-12	1/2"
GV157-34	3/4"
GV157-1	1"
GV157-114	1.1/4"
GV157-112	1.1/2"
GV157-2	2"
GV157-212	2.1/2"
GV157-3	3"
Tech Sheet 10143	

Stainless Steel Gate Valves

Features:
- Investment casting
- Non-rising stem

Working Temperature:
-20°C to +200°C

Maximum Working Pressure:
200 psi (13.8 bar)

BSPP

0900	Size
2029-14	1/4"
2029-38	3/8"
2029-12	1/2"
2029-34	3/4"
2029-1	1"
2029-114	1.1/4"
2029-112	1.1/2"
2029-2	2"
Tech Sheet 6074	

Cast Iron & Ductile Iron Gate Valves

Features:
- Cast Iron Body
- Face to face DIN 3202-F4
- Non-rising stem

Working Temperature:
-10°C to +120°C at 16 bar
-10°C to +200°C at 12.8 bar

Maximum Working Pressure: 16 bar

Flanged PN16, Metal Seat

0927	Flange Size
D02 09	2"
D02 10	2.1/2"
D02 11	3"
D02 12	4"
D02 13	5"
D02 14	6"
D02 16	8"
Tech Sheet 6079	

Features:
- Cast Iron Body
- Face to face BS 5150
- Non-rising stem

Working Temperature:
-10°C to +120°C at 16 bar
-10°C to +200°C at 12.8 bar

Maximum Working Pressure: 16 bar

Flanged PN16, Metal Seat

0927	Flange Size
E02 09	2"
E02 10	2.1/2"
E02 11	3"
E02 12	4"
E02 13	5"
E02 14	6"
E02 16	8"
Tech Sheet 6080	

Features:
- Ductile Iron Body
- WRAS approved
- UL listed
- Non-rising stem
- Conforms to BS 5163 Pt. 1 & 2:2004
- Position indicator for open/close

Working Temperature:
0°C to +80°C

Maximum Working Pressure: 16 bar

Flanged PN16, Resilient Seat

0909	Flange Size
HUK5163 09	2"
HUK5163 10	2.1/2"
HUK5163 11	3"
HUK5163 12	4"
HUK5163 14	6"
HUK5163 16	8"
HUK5163 18	10"
HUK5163 20	12"
Tech Sheet 6078	

Features:
- Used to allow key operation

Cap Top to suit HUK5163 Valves

0909	Size
HUK5163CT 12	2"-4"
HUK5163CT 14	5"-8"

GATE VALVES

Brass Gate Valves

Suitable for domestic water services, heating, air-conditioning plants

Working Temperature:
0°C to +150°C
in absence of steam

Maximum Working Pressure: 16 bar

Type 156, PN16, BSPP

0089	Thread
IT156-12	1/2"
IT156-34	3/4"
IT156-1	1"
IT156-114	1.1/4"
IT156-112	1.1/2"
IT156-2	2"
IT156-212	2.1/2"
IT156-3	3"
IT156-4	4"

Tech Sheet 20009

Bronze Gate Valves

Working Temperature:
-10°C to +232°C

Maximum Working Pressure: 20 bar

PN20, Lockshield, BSPT

0205	Thread
GVBZ375LS-12	1/2"
GVBZ375LS-34	3/4"
GVBZ375LS-1	1"
GVBZ375LS-114	1.1/4"
GVBZ375LS-112	1.1/2"
GVBZ375LS-2	2"

Tech Sheet 1820

GATE VALVES

stainless steel

Stainless Steel Gate Valves

Features:
- Investment casting
- Rising stem

Working Temperature:
-20°C to +200°C

Maximum Working Pressure:
16 bar

Flanged PN16

0982	Size	DN
2054SL16 04	1/2"	15
2054SL16 05	3/4"	20
2054SL16 06	1"	25
2054SL16 07	1.1/4"	32
2054SL16 08	1.1/2"	40
2054SL16 09	2"	50
2054SL16 11	3"	80
2054SL16 12	4"	100
2054SL16 14	6"	150

Tech Sheet 1876

Features:
- Investment casting
- Rising stem

Working Temperature:
-20°C to +200°C

Maximum Working Pressure:
19.6 bar

Flanged ANSI150

0982	Size	DN
2054SL150 04	1/2"	15
2054SL150 05	3/4"	20
2054SL150 06	1"	25
2054SL150 08	1.1/2"	40
2054SL150 09	2"	50
2054SL150 10	2.1/2"	65
2054SL150 11	3"	80
2054SL150 12	4"	100
2054SL150 14	6"	150

Tech Sheet 1873

GATE VALVES

Stainless Steel Gate Valves

Features:
- ATEX approved
- NACE MR0175
- Conforms to API 602

Working Temperature:
-50°C to +450°C

Maximum Working Pressure:
110 bar

Class 800, NPT

0905	Thread
GA800S-12	1/2"
GA800S-34	3/4"
GA800S-1	1"
GA800S-114	1.1/4"
GA800S-112	1.1/2"
GA800S-2	2"
Tech Sheet 6075	

Class 800, Socket Weld

0905	Thread
GA800S-12S	1/2"
GA800S-34S	3/4"
GA800S-1S	1"
GA800S-114S	1.1/4"
GA800S-112S	1.1/2"
GA800S-2S	2"
Tech Sheet 6075	

Carbon Steel Gate Valves

Features:
- ATEX approved
- NACE MR0175
- Conforms to API 602

Working Temperature:
-29°C to +425°C

Maximum Working Pressure:
138 bar

Class 800, NPT

0905	Thread
GA800C-12	1/2"
GA800C-34	3/4"
GA800C-1	1"
GA800C-114	1.1/4"
GA800C-112	1.1/2"
GA800C-2	2"
Tech Sheet 6075	

Class 800, Socket Weld

0905	Thread
GA800C-12S	1/2"
GA800C-34S	3/4"
GA800C-1S	1"
GA800C-114S	1.1/4"
GA800C-112S	1.1/2"
GA800C-2S	2"
Tech Sheet 6075	

KNIFE GATE VALVES

Unidirectional Knife Gate Valves

Features:
- Wafer design knife gate valve
- 304 stainless steel blade
- Handwheel operated with a rising stem.
  A non-rising stem option is also available on request
- One-piece cast body
- Provides high flow rates with low pressure drop

Working Temperature:
0°C to +90°C

Cast Iron Body, EPDM Seat, PN10

0944	Flange Size	Max Pressure bar
A1V2H2 09	2"	10
A1V2H2 10	2.1/2"	10
A1V2H2 11	3"	10
A1V2H2 12	4"	10
A1V2H2 13	5"	10
A1V2H2 14	6"	10
A1V2H2 16	8"	10
A1V2H2 18	10"	10
A1V2H2 20	12"	6
Tech Sheet 10246		

Bidirectional Knife Gate Valves

Features:
- Wafer design knife gate valve
- 304 stainless steel blade
- Handwheel operated with a rising stem.
  A non-rising stem option is also available on request
- One-piece cast body
- Provides high flow rates with low pressure drop

Working Temperature:
0°C to +90°C

Cast Iron Body, EPDM Seat, PN10

0944	Flange Size	Max Pressure bar
AB1V2H2 09	2"	10
AB1V2H2 10	2.1/2"	10
AB1V2H2 11	3"	10
AB1V2H2 12	4"	10
AB1V2H2 13	5"	10
AB1V2H2 14	6"	10
AB1V2H2 16	8"	8
AB1V2H2 18	10"	6
AB1V2H2 20	12"	6
Tech Sheet 6085		

CHECK VALVES

Brass Spring Check Valves

- Can be installed in any position
- Minimum opening pressure 0.5 psi

Working Temperature: -20°C to +100°C

Maximum Working Pressure: 16 bar

Type CV100, BSPP

0442	Thread
CV100-38	3/8"
CV100-12	1/2"
CV100-34	3/4"
CV100-1	1"
CV100-114	1.1/4"
CV100-112	1.1/2"
CV100-2	2"
Tech Sheet 10025	

Strainer Basket for Check Valves

Working Temperature: -20°C to +100°C



Type CV105, Stainless Steel Filters, BSPP

0445	Thread	Length mm	Height mm	Max Pressure Bar
CV105-38	3/8"	44	22	25
CV105-12	1/2"	47	28	25
CV105-34	3/4"	57	33	25
CV105-1	1"	69	42	25
CV105-114	1.1/4"	75	50	18
CV105-112	1.1/2"	84	55	18
Tech Sheet 10039				

For more sizes **Strainer Basket for Check Valves** see page **962**

Brass Swing Check Valves

Features:

- Installation in a horizontal position only
- Suitable for domestic water services, heating and air-conditioning plants and compressed air systems

Working Temperature: -20°C to +90°C

Maximum Working Pressure: 20 bar

Rubber Seat, BSPP

0910	Thread
CV12R-12	1/2"
CV12R-34	3/4"
CV12R-1	1"
CV12R-114	1.1/4"
CV12R-112	1.1/2"
CV12R-2	2"
Tech Sheet 6126	

Metal Seat, BSPP

0910	Thread
CV12M-12	1/2"
CV12M-34	3/4"
CV12M-1	1"
CV12M-114	1.1/4"
CV12M-112	1.1/2"
CV12M-2	2"
Tech Sheet 6126	

Bronze Swing Check Valves

Working Temperature: -10°C to +232°C

Maximum Working Pressure: 20 bar

PN20 Swing Check Valve, BSPT

0205	Thread
CVBZ384-12	1/2"
CVBZ384-34	3/4"
CVBZ384-1	1"
CVBZ384-114	1.1/4"
CVBZ384-112	1.1/2"
CVBZ384-2	2"
Tech Sheet 1822	

Brass Double Check Valves

Features:

- Conforms to BS EN 13959:2004
- Can be installed in any position
- Suitable for potable water applications, heating and air-conditioning plants

Working Temperature: 0°C to +85°C

Maximum Working Pressure: 16 bar

Metal Seat, BSPP

0913	Thread
HUKDCV-12	1/2"
HUKDCV-34	3/4"
HUKDCV-1	1"
HUKDCV-114	1.1/4"
HUKDCV-112	1.1/2"
HUKDCV-2	2"
Tech Sheet 6127	

PVC Check Valves

Working Temperature: 0°C to +60°C
0°C to +20°C (at 16 bar)

Maximum Working Pressure: 16 bar

Double Union, Spring Assisted, BSPP

0118	Thread
2020-0481	1/2"
2020-0499	3/4"
2020-0507	1"
2020-0515	1.1/4"
2020-0523	1.1/2"
2020-0531	2"
Tech Sheet 10323	

Stainless Steel Spring Check Valves

Features:
- Installation in a horizontal position only

Working Temperature:
-25°C to +180°C

Maximum Working Pressure:
200 psi (13.8 bar)

Swing, BSPP

0900	Thread
2030-12	1/2"
2030-34	3/4"
2030-1	1"
2030-114	1.1/4"
2030-112	1.1/2"
2030-2	2"
2030-212	2.1/2"
2030-3	3"
Tech Sheet 6098	

Features:
- Can be installed in any position

Working Temperature:
-25°C to +180°C

Spring Assisted, BSPP

0900	Thread	Max Pressure bar
2413-14	1/4"	83
2413-38	3/8"	83
2413-12	1/2"	83
2413-34	3/4"	83
2413-1	1"	83
2413-114	1.1/4"	69
2413-112	1.1/2"	69
2413-2	2"	63
Tech Sheet 6093		

Features:
- Can be mounted between PN16/25/40 and ANSI150 flanges
- Can be installed in any position
- Suitable for saturated steam up to 10 bar

Working Temperature:
-20°C to +180°C

Maximum Working Pressure: 40 bar

Spring Assisted Wafer Pattern

0933	Flange Size
2026 04	1/2"
2026 05	3/4"
2026 06	1"
2026 07	1.1/4"
2026 08	1.1/2"
2026 09	2"
2026 10	2.1/2"
2026 11	3"
2026 12	4"
Tech Sheet 6095	

Features:
- Can be installed in any position
- Suitable for saturated steam up to 10 bar

Working Temperature:
-20°C to +180°C

Maximum Working Pressure: 40 bar



3 Piece, Spring Assisted, BSPP

0933	Thread
2026C-12	1/2"
2026C-34	3/4"
2026C-1	1"
2026C-114	1.1/4"
2026C-112	1.1/2"
2026C-2	2"
2026C-212	2.1/2"
2026C-3	3"
2026C-4	4"
Tech Sheet 6097	

HAITIMA

stainless steel

You might also need...
Stainless Steel 150LB Fittings
...see pages **1181-1273**

CHECK VALVES

Brass Check Valves

- Suitable for domestic water services, heating and air-conditioning plants, compressed air systems. Suited for installation in any position: vertical, horizontal or diagonal.

Working Temperature:
-20°C to +100°C

Type 100 EUROPA, Female, BSPP

0089	Thread	Max Pressure bar
IT100-38	3/8"	25
IT100-12	1/2"	25
IT100-34	3/4"	25
IT100-1	1"	25
IT100-114	1.1/4"	18
IT100-112	1.1/2"	18
IT100-2	2"	18
IT100-212	2.1/2"	12
IT100-3	3"	12
IT100-4	4"	12
Tech Sheet 6124		

Working Temperature:
-20°C to +100°C

Type 103 YORK, Female, BSPP

0089	Thread	Max Pressure Bar
IT103-38	3/8"	12
IT103-12	1/2"	12
IT103-34	3/4"	12
IT103-1	1"	12
IT103-114	1.1/4"	10
IT103-112	1.1/2"	10
IT103-2	2"	10
IT103-212	2.1/2"	8
IT103-3	3"	8
IT103-4	4"	8
Tech Sheet 1837		

Working Temperature:
-20°C to +100°C

Type 101 BLOCK, Female, BSPP

0089	Thread	Max Pressure Bar
IT101-12	1/2"	12
IT101-34	3/4"	12
IT101-1	1"	12
IT101-114	1.1/4"	10
IT101-112	1.1/2"	10
IT101-2	2"	10
Tech Sheet 1982		

Working Temperature:
-20°C to +150°C (air & fluid hydrocarbons);
-20°C to +100°C (water)

- Also suitable for use with gasoline and fuels in general.

Type 104 ROMA, Female, BSPP

0089	Thread	Max Pressure bar
IT104-38	3/8"	25
IT104-12	1/2"	25
IT104-34	3/4"	25
IT104-1	1"	25
IT104-114	1.1/4"	18
IT104-112	1.1/2"	18
IT104-2	2"	18
Tech Sheet 1840		

Working Temperature:
-20°C to +100°C

- To suit Type 100, 101, 103 and 104

Strainer, Stainless Steel with Polymer Thread, BSPP

0089	Thread
IT102-38	3/8"
IT102-12	1/2"
IT102-34	3/4"
IT102-1	1"
IT102-114	1.1/4"
IT102-112	1.1/2"
IT102-2	2"
IT102-212	2.1/2"
IT102-3	3"
IT102-4	4"
Tech Sheet 6125	

Working Temperature:
-20°C to +100°C

- To suit Type 100, 101, 103 and 104

Strainer, Polymer, BSPP

0089	Thread
IT107-12	1/2"
IT107-34	3/4"
IT107-1	1"
IT107-2	2"
Tech Sheet 1983	

Working Temperature:
0°C to +90°C

- Installation in a horizontal position only

Type 130, Swing Check, Soft Seat, BSPP

0089	Thread	Max. Pressure bar
CV130-38	3/8"	16
CV130-12	1/2"	16
CV130-34	3/4"	16
CV130-1	1"	12
CV130-114	1.1/4"	10
CV130-112	1.1/2"	10
CV130-2	2"	10
Tech Sheet 10026		

Type 130, Swing Check, Metal Seat, BSPP

0089	Thread	Max. Pressure bar
IT1300-12M	1/2"	16
IT1300-34M	3/4"	16
IT1300-1M	1"	12
IT1300-114M	1.1/4"	10
IT1300-112M	1.1/2"	10
IT1300-2M	2"	10
CV130-212	2.1/2"	8
CV130-3	3"	8
CV130-4	4"	8
Tech Sheet 10026		

Foot Valves, Brass

- Suitable for domestic water services, heating and air-conditioning plants, compressed air systems. Suited for installation in any position: vertical, horizontal or diagonal. Stainless steel strainer with polymer thread. Filtration up to 2": 1200µm, 2.1/2" onwards: 1700µm

Working Temperature:
-20°C to +100°C

Type 108 YORK, Female, BSPP

0089	Thread	Max Pressure Bar
IT108-38	3/8"	12
IT108-12	1/2"	12
IT108-34	3/4"	12
IT108-1	1"	12
IT108-114	1.1/4"	10
IT108-112	1.1/2"	10
IT108-2	2"	10
IT108-212	2.1/2"	6
IT108-3	3"	6
IT108-4	4"	6
Tech Sheet 10197		

CHECK VALVES

stainless steel

PANAM

Stainless Steel Check Valves

Working Temperature:
-26°C to +190°C

Cracking Pressure:
0.35 psi

Maximum Working Pressure:
414 bar

Seal: Viton

6,000 psi, Female, NPT

0292	Thread
PCV-02-SS-FF	1/8"
PCV-04-SS-FF	1/4"
PCV-06-SS-FF	3/8"
PCV-08-SS-FF	1/2"
PCV-12-SS-FF	3/4"
PCV-16-SS-FF	1"
Tech Sheet 10507	

CHECK VALVES

stainless steel

HAITIMA

Stainless Steel Check Valves

Features:
- Installation in a horizontal position only
- Suitable for saturated steam up to 10 bar

Working Temperature:
-20°C to +200°C



Flanged PN16

0982	Flange Size	Max Pressure bar
2024SL16 06	1"	16
2024SL16 08	1.1/2"	16
2024SL16 09	2"	16
2024SL16 10	2.1/2"	16
2024SL16 11	3"	16
2024SL16 12	4"	16
2024SL16 14	6"	16
Tech Sheet 1875		

Flanged ANSI150

0982	Flange Size	Max Pressure bar
2024SL150 06	1"	19.6
2024SL150 08	1.1/2"	19.6
2024SL150 09	2"	19.6
2024SL150 11	3"	19.6
2024SL150 12	4"	19.6
2024SL150 14	6"	19.6
Tech Sheet 1875		

Other sizes on request.

Cannot see the product you're looking for? Contact us. More often than not, we can acquire that product.

CHECK VALVES

stainless steel GENEBRE

Cromax Spring Check Valves

Body: 304SS or 316SS
Seal: Viton
Other sizes on request.

Working Temperature:
-20°C to +150°C

Maximum Working Pressure: 16 bar

304 Stainless Steel, BSPP

0902	Thread
2440-14	1/4"
2440-38	3/8"
2440-12	1/2"
2440-34	3/4"
2440-1	1"
2440-114	1.1/4"
2440-112	1.1/2"
2440-2	2"
Tech Sheet 1871	

316 Stainless Steel, BSPP

0902	Thread
2445-14	1/4"
2445-38	3/8"
2445-12	1/2"
2445-34	3/4"
2445-1	1"
2445-114	1.1/4"
2445-112	1.1/2"
2445-2	2"
Tech Sheet 1871	

Basket for Check Valves

Features:
- BSPP threads
- Mesh size 1mm up to 2". 1.9mm for 2.1/2" upwards

Working Temperature:
-20°C to +150°C

Maximum Working Pressure:
16 bar

Strainer Basket for Cromax Spring Check Valve

0902	Thread	DN
2447-12	1/2"	15
2447-34	3/4"	20
2447-1	1"	25
2447-114	1.1/4"	32
2447-112	1.1/2"	40
2447-2	2"	50
2447-212	2.1/2"	65
2447-3	3"	80
2447-4	4"	100
Tech Sheet 6094		

Wafer Check Valves

Seal: Viton
- Can be mounted between PN10/16 and ANSI150 flange

Working Temperature:
-20°C to +180°C

Maximum Working Pressure:
16 bar

Swing Check

0902	Flange Size
2406 08	1.1/2"
2406 09	2"
2406 10	2.1/2"
2406 11	3"
2406 12	4"
2406 13	5"
2406 14	6"
2406 16	8"
2406 18	10"
2406 20	12"
Tech Sheet 1878	

Features:
- Can be mounted between PN25 and ANSI150 flange
- Can be installed in any position

Working Temperature:
-20°C to +180°C

Maximum Working Pressure:
25 bar

Dual Plate, Spring Assisted, Swing Check

0902	Flange Size
2402 09	2"
2402 10	2.1/2"
2402 11	3"
2402 12	4"
2402 13	5"
2402 14	6"
2402 16	8"
Tech Sheet 6096	

CHECK VALVES

Stainless Steel Check Valves

Features:
- Reduced bore
- ATEX approved
- NACE MR0175
- Conforms to BS 5352

Working Temperature: -50°C to +450°C

Maximum Working Pressure: 110 bar

Class 800, NPT

0905	Thread
C800S-12	1/2"
C800S-34	3/4"
C800S-1	1"
C800S-114	1.1/4"
C800S-112	1.1/2
C800S-2	2"
Tech Sheet 6099	

Class 800, Socket Weld

0905	Thread
C800S-12S	1/2"
C800S-34S	3/4"
C800S-1S	1"
C800S-114S	1.1/4"
C800S-112S	1.1/2
C800S-2S	2"
Tech Sheet 6099	

Carbon Steel Check Valves

Features:
- Reduced bore
- ATEX approved
- NACE MR0175
- Conforms to BS 5352

Working Temperature: -29°C to +425°C

Maximum Working Pressure: 138 bar

Class 800, NPT

0905	Thread
C800C-12	1/2"
C800C-34	3/4"
C800C-1	1"
C800C-114	1.1/4"
C800C-112	1.1/2
C800C-2	2"
Tech Sheet 6099	

Class 800, Socket Weld

0905	Thread
C800C-12S	1/2"
C800C-34S	3/4"
C800C-1S	1"
C800C-114S	1.1/4"
C800C-112S	1.1/2
C800C-2S	2"
Tech Sheet 6099	

CHECK VALVES

Cast Iron Check Valves

Features:
- Can be mounted between PN16 and ANSI150 flanges
- WRAS approved
- Can be installed in any position

Working Temperature: 0°C to +85°C

Maximum Working Pressure: 16 bar

Dual Plate

0909	Flange Size
HUKDPC 09W	2"
HUKDPC 10W	2.1/2"
HUKDPC 11W	3"
HUKDPC 12W	4"
HUKDPC 13W	5"
HUKDPC 14W	6"
HUKDPC 16W	8"
HUKDPC 18W	10"
HUKDPC 20W	12"
Tech Sheet 6116	

Features:
- Face to face BS 5153, EN 558-1
- Conforms to BS EN 12334
- Can be installed with vertical upwards flow or horizontal flow

Working Temperature: -10°C to +120°C at 16 bar
-10°C to +230°C at 11.8 bar

Maximum Working Pressure: 16 bar

Flanged PN16, Metal Seat, Swing Check

0927	Flange Size	DN
E03 09	2"	50
E03 10	2.1/2"	65
E03 11	3"	80
E03 12	4"	100
E03 14	6"	150
E03 16	8"	200
Tech Sheet 6123		

Ductile Iron Check Valves

Features:
- Face to face conforms to BS EN 558-1 (series 10)
- Manufactured to the BS EN 16767:2016 standard for industrial check valves, previously BS 5153
- Can be installed with vertical upwards flow or horizontal flow

Working Temperature: 0°C to +80°C

Maximum Working Pressure: 16 bar

Flanged PN16, Soft Seat, Swing Check

0909	Flange Size	DN
HUK5153W 09	2"	50
HUK5153W 10	2.1/2"	65
HUK5153W 11	3"	80
HUK5153W 12	4"	100
HUK5153W 14	6"	150
HUK5153W 16	8"	200
HUK5153W 18	10"	250
HUK5153W 20	12"	300
Tech Sheet 6122		

CHECK VALVES

GENEBRE

Cast Iron Check Valves

Features:
- Can be installed in any position

Working Temperature:
-10°C to +100°C

Maximum Working Pressure:
16 bar

Flanged PN16, Spring Disc

0918	Flange Size	DN
2450 09	2"	50
2450 10	2.1/2"	65
2450 11	3"	80
2450 12	4"	100
2450 13	5"	125
2450 14	6"	150
2450 16	8"	200
Tech Sheet 6119		

Features:
- Can be mounted between PN10/16 and ANSI150 flange
- Can be installed in any position

Working Temperature:
-10°C to +100°C

Maximum Working Pressure:
16 bar

Dual Plate

0918	Flange Size	DN
2401 09	2"	50
2401 10	2.1/2"	65
2401 11	3"	80
2401 12	4"	100
2401 13	5"	125
2401 14	6"	150
2401 16	8"	200
2401 18	10"	250
2401 20	12"	300
Tech Sheet 6117		

Features:
- Can be installed with vertical upwards flow or horizontal fl

Working Temperature:
-10°C to +80°C

Maximum Working Pressure:
16 bar

Flanged PN16, Ball Check

0918	Flange Size	DN
2453 09	2"	50
2453 10	2.1/2"	65
2453 11	3"	80
2453 12	4"	100
2453 13	5"	125
2453 14	6"	150
2453 16	8"	200
2453 18	10"	250
Tech Sheet 6121		

Basket for Check Valves

Features:
- To suit PN16 flanged end
- Zinc-Plated Steel

Working Temperature:
-10°C to +100°C

Maximum Working Pressure:
16 bar

Basket for 2450 Check Valve

0918	Size	DN
2451 09	2"	50
2451 10	2.1/2"	65
2451 11	3"	80
2451 12	4"	100
2451 13	5"	125
2451 14	6"	150
2451 16	8"	200
Tech Sheet 6120		

Hygienic Stainless Steel Butterfly Valves

Weld End

0708	OD	OD mm	Length mm
BUTVWE-1	1″	25.4	68
BUTVWE-112	1.1/2″	38.1	76
BUTVWE-2	2″	50.8	80
BUTVWE-212	2.1/2″	63.5	80
BUTVWE-3	3″	76.2	82
BUTVWE-4	4″	101.6	88
Tech Sheet 68172			

RJT Male x Male

0708	Size	Thread	Length mm
BUTVRJT-1	1″	45.72 x 8T WHIT	68
BUTVRJT-112	1.1/2″	58.42 x 8T WHIT	76
BUTVRJT-2	2″	72.72 x 6T WHIT	80
BUTVRJT-212	2.5″	85.42 x 6T WHIT	80
BUTVRJT-3	3″	98.12 x 6T WHIT	82
BUTVRJT-4	4″	123.52 x 6T WHIT	100
Tech Sheet 68172			

Clamp End

0708	Size	Length mm
BUTVCE-1	1″	66
BUTVCE-112	1.1/2″	70
BUTVCE-2	2″	70
Tech Sheet 68172		

Stainless Steel Lever Type and Pull Type Handles are available on request

stainless steel

You might also need...
Hygienic Stainless Steel Tube & Pipe Fittings
...see pages **1320-1321**

BUTTERFLY VALVES

Wafer Pattern Butterfly Valves

Features:
- To suit BS 10 Table D/E, PN6/10/16 and ANSI150 flanges

Working Temperature:
-20°C to +120°C (WC, WS and WW)
0°C to +80°C (WB, WD and WT)
-30°C to +180°C (WG, WH and WU)
-20°C to +200°C (WI)

Maximum Working Pressure: 16 bar

WRAS APPROVED PRODUCT

2014WW

2014WW-G



2014WS

Ductile Iron Body, Stainless Steel Disc

EPDM Liner, Lever Operated, (WRAS Approved Valve)	
0999	Flange Size
2014WW 08	1.1/2"
2014WW 09	2"
2014WW 10	2.1/2"
2014WW 11	3"
2014WW 12	4"
2014WW 13	5"
2014WW 14	6"
2014WW 16	8"
2014WW 18	10"
Tech Sheet 6060	

EPDM Liner, Gearbox Operated, (WRAS Approved Valve)	
0999	Flange Size
2014WW 18G	10"
2014WW 20G	12"
2014WW 22G	14"
2014WW 24G	16"
2014WW 26G	18"
2014WW 28G	20"
2014WW 30G	24"
Tech Sheet 6060	

Cast Iron Body, Stainless Steel Disc

NBR Liner, Lever Operated	
0999	Flange Size
2014WB 08	1.1/2"
2014WB 09	2"
2014WB 10	2.1/2"
2014WB 11	3"
2014WB 12	4"
2014WB 13	5"
2014WB 14	6"
2014WB 16	8"
2014WB 18	10"
Tech Sheet 14	

NBR Liner, Gearbox Operated	
0999	Flange Size
2014WB 20G	12"
2014WB 22G	14"
2014WB 24G	16"
2014WB 26G	18"
2014WB 28G	20"
2014WB 30G	24"
Tech Sheet 14	

Silicone Liner, Lever Operated	
0999	Flange Size
2014WG 09	2"
2014WG 10	2.1/2"
2014WG 11	3"
2014WG 12	4"
2014WG 13	5"
2014WG 14	6"
2014WG 16	8"
2014WG 18	10"
Tech Sheet 14	

PTFE on Silicone, Lever Operated	
0999	Flange Size
2014WH 08	1.1/2"
2014WH 09	2"
2014WH 10	2.1/2"
2014WH 11	3"
2014WH 12	4"
2014WH 13	5"
Tech Sheet 14	

PTFE on Silicone, Gearbox Operated	
0999	Flange Size
2014WH 14G	6"
2014WH 16G	8"
2014WH 18G	10"
2014WH 20G	12"
Tech Sheet 14	

You may also need
PN16 Flanges & Flange Gaskets
see page **1099**



Wafer Pattern Butterfly Valves

Cast Iron Body, Ductile Iron ENP Disc

EPDM Liner, Lever Operated	
0999	Flange Size
2014WC 09	2"
2014WC 10	2.1/2"
2014WC 11	3"
2014WC 12	4"
2014WC 13	5"
2014WC 14	6"
2014WC 16	8"
2014WC 18	10"
Tech Sheet 14	

NBR Liner, Lever Operated	
0999	Flange Size
2014WD 09	2"
2014WD 10	2.1/2"
2014WD 11	3"
2014WD 12	4"
2014WD 13	5"
2014WD 14	6"
2014WD 16	8"
2014WD 18	10"
Tech Sheet 14	

Carbon Steel Body, Stainless Steel Disc

FPM Liner, Lever Operated	
0999	Flange Size
2014WI 08	1.1/2"
2014WI 09	2"
2014WI 10	2.1/2"
2014WI 11	3"
2014WI 12	4"
2014WI 13	5"
2014WI 14	6"
2014WI 16	8"
Tech Sheet 14	

FPM Liner, Gearbox Operated	
0999	Flange Size
2014WI 18G	10"
2014WI 20G	12"
Tech Sheet 14	

Stainless Steel Body, Stainless Steel Disc

EPDM Liner, Lever Operated	
0999	Flange Size
2014WS 08	1.1/2"
2014WS 09	2"
2014WS 10	2.1/2"
2014WS 11	3"
2014WS 12	4"
2014WS 13	5"
2014WS 14	6"
2014WS 16	8"
2014WS 18	10"
Tech Sheet 14	

NBR Liner, Lever Operated	
0999	Flange Size
2014WT 08	1.1/2"
2014WT 09	2"
2014WT 10	2.1/2"
2014WT 11	3"
2014WT 12	4"
2014WT 13	5"
2014WT 14	6"
2014WT 16	8"
2014WT 18	10"
Tech Sheet 14	

EPDM Liner, Gearbox Operated*	
0999	Flange Size
2014WS 20G	12"
Tech Sheet 14	

Stainless Steel Body, Stainless Steel Disc

PTFE on Silicone Liner, Lever Operated	
0999	Flange Size
2014WU 09	2"
2014WU 10	2.1/2"
2014WU 11	3"
2014WU 12	4"
2014WU 13	5"
Tech Sheet 14	

PTFE on Silicone Liner, Gearbox Operated*	
0999	Flange Size
2014WU 14G	6"
2014WU 16G	8"
2014WU 18G	10"
2014WU 20G	12"
Tech Sheet 14	

*Gearbox is in cast iron material. Stainless steel options are available on request

Wafer Pattern Butterfly Valves

Features:

- To suit BS 10 Table D/E, PN6/10/16 and ANSI150 flanges
- 316 stainless steel coated with PTFE disc
- Suitable for highly corrosive applications

Working Temperature:
-40°C to +200°C

2014WP

2014WP-G

Ductile Iron Body, Fully Lined PTFE

0999	Flange Size	Max Pressure bar
2014WP 09	2"	16
2014WP 10	2.1/2"	16
2014WP 11	3"	16
2014WP 12	4"	16
2014WP 13	5"	16
Tech Sheet 6061		

0999	Flange Size	Max Pressure bar
2014WP 14G	6"	16
2014WP 16G	8"	16
2014WP 18G	10"	16
2014WP 20G	12"	10
Tech Sheet 6061		

BUTTERFLY VALVES

Lugged Pattern Butterfly Valves

Features:

- To suit PN16 flanges
- Lugged and tapped pattern valve design

Working Temperature:
-20°C to +120°C (2014LW)
0°C to +80°C (2014LB and 2014LD)
-30°C to +180°C (2014LH)
-20°C to +200°C (2014LI and 2014LV)

Maximum Working Pressure:
16 bar



Ductile Iron Body, Stainless Steel Disc

PN16, EPDM Liner, Lever Operated, (WRAS Approved Valve)	
0999	Flange Size
2014LW 08	1.1/2"
2014LW 09	2"
2014LW 10	2.1/2"
2014LW 11	3"
2014LW 12	4"
2014LW 13	5"
2014LW 14	6"
2014LW 16	8"
2014LW 18	10"
Tech Sheet 6063	

PN16, EPDM Liner, Gearbox Operated, (WRAS Approved Valve)	
0999	Flange Size
2014LW 16G	8"
2014LW 18G	10"
2014LW 20G	12"
2014LW 22G	14"
2014LW 24G	16"
2014LW 26G	18"
2014LW 28G	20"
2014LW 30G	24"
Tech Sheet 6063	

PN16, NBR Liner, Lever Operated	
0999	Flange Size
2014LB 08Y	1.1/2"
2014LB 09Y	2"
2014LB 10Y	2.1/2"
2014LB 11Y	3"
2014LB 12Y	4"
2014LB 13Y	5"
2014LB 14Y	6"
2014LB 16Y	8"
2014LB 18Y	10"
Tech Sheet 6064	

PN16, NBR Liner, Gearbox Operated	
0999	Flange Size
2014LB 20G	12"
2014LB 22G	14"
2014LB 24G	16"
2014LB 26G	18"
2014LB 28G	20"
2014LB 30G	24"
Tech Sheet 6064	

All 2014LB lever operated valves will come with a yellow coloured lever

PN16, PTFE on Silicone Liner, Lever Operated	
0999	Flange Size
2014LH 08	1.1/2"
2014LH 09	2"
2014LH 10	2.1/2"
2014LH 11	3"
2014LH 12	4"
2014LH 13	5"
Tech Sheet 6064	

Ductile Iron Body, Ductile Iron ENP Disc

PN16, NBR Liner, Lever Operated	
0999	Flange Size
2014LD 09	2"
2014LD 10	2.1/2"
2014LD 11	3"
2014LD 12	4"
2014LD 13	5"
2014LD 14	6"
2014LD 16	8"
2014LD 18	10"
Tech Sheet 6064	

Carbon Steel Body, Stainless Steel Disc

PN16, FPM Liner, Lever Operated	
0999	Flange Size
2014LI 08	1.1/2"
2014LI 09	2"
2014LI 10	2.1/2"
2014LI 11	3"
2014LI 12	4"
2014LI 13	5"
2014LI 14	6"
2014LI 16	8"
Tech Sheet 6064	

Stainless Steel Body, Stainless Steel Disc

PN16, FPM Liner, Lever Operated	
0999	Flange Size
2014LV 08	1.1/2"
2014LV 09	2"
2014LV 10	2.1/2"
2014LV 11	3"
2014LV 12	4"
2014LV 13	5"
2014LV 14	6"
2014LV 16	8"
Tech Sheet 6064	

RUST-OLEUM®

You might also need...
Maintenance Paint
...see pages **1561-1567**

Butterfly Valve Accessories

Features:

- Cast iron housing
- Stainless steel spindle
- Lockable
- To suit FT Pro 2014W and 2014L butterfly valves

Gearbox for Butterfly Valves

0999	Size	DN
2014GB 09	2"	50
2014GB 10	2.1/2"	65
2014GB 11	3"	80
2014GB 12	4"	100
2014GB 13	5"	125
2014GB 14	6"	150
2014GB 16	8"	200
2014GB 18	10"	250
2014GB 20	12"	300
2014GB 22	14"	350

Tech Sheet 6067

Features:

- Add-on price for kit and switch box
- Aluminium IP67 enclosure
- Beacon indicator
- 2 x SPDT 250V DC/AC V3 micro switches
- 2 x M20 cable entries
- Stainless steel bracket

Can be used with any ISO top valve. The valve stem will require some machining at an additional cost. Contact sales for more information.

Switch Box Kit for Lever Operated Butterfly Valve

0921	Size	DN
2014LSB 08	1.1/2"	40
2014LSB 09	2"	50
2014LSB 10	2.1/2"	65
2014LSB 11	3"	80
2014LSB 12	4"	100
2014LSB 13	5"	125
2014LSB 14	6"	150
2014LSB 16	8"	200
2014LSB 18	10"	250

Tech Sheet 6068

Chain Wheel option available on request. Contact Sales for more information

You might also need...
Flange Bolt Kits
...see page **1384**

Y STRAINERS

Brass Y Strainers

- Mesh Size =1.5mm up to 2" valve

Working Temperature:
-20°C to +110°C

Maximum Working Pressure:
20 bar

BSPP

0442	Thread
YS-12	1/2"
YS-34	3/4"
YS-1	1"
YS-114	1.1/4"
YS-112	1.1/2"
YS-2	2"
YS-212	2.1/2"
YS-3	3"
YS-4	4"
Tech Sheet 10302	

Strainers for YS Series



Stainless Steel AISI 304

0446	To Suit
192-12-STRAINER	YS-12
192-34-STRAINER	YS-34
192-1-STRAINER	YS-1
192-114-STRAINER	YS-114
192-112-STRAINER	YS-112
192-2-STRAINER	YS-2
192-212-STRAINER	YS-212
192-3-STRAINER	YS-3
192-4-STRAINER	YS-4
Tech Sheet 2032	

Stainless Steel Y Strainers

- 0.4mm perforations
- Suitable for saturated steam up to 10 bar

Working Temperature:
-25°C to +180°C

Maximum Working Pressure:
800 psi (55.16 bar)

stainless steel

BSPP

0900	Thread
2049-38	3/8"
2049-12	1/2"
2049-34	3/4"
2049-1	1"
2049-114	1.1/4"
2049-112	1.1/2"
2049-2	2"
Tech Sheet 2049	

NPT

0900	Thread
2049-12N	1/2"
2049-34N	3/4"
2049-1N	1"
2049-114N	1.1/4"
2049-112N	1.1/2"
2049-2N	2"
Tech Sheet 2049	

Bespoke Strainer Baskets are also available on request. Contact Sales for more information

Y STRAINERS

Brass Y Strainers

Features:
- 0.5mm perforations for 1/4" to 2" and 0.8mm perforations for 2.1/2" upwards

Working Temperature:
-20°C to +110°C

BSPP

0089	Thread	Max Pressure bar
IT192-14	1/4"	20
IT192-38	3/8"	20
IT192-12	1/2"	20
IT192-34	3/4"	20
IT192-1	1"	20
IT192-114	1.1/4"	20
IT192-112	1.1/2"	20
IT192-2	2"	20
IT192-212	2.1/2"	16
IT192-3	3"	16
IT192-4	4"	16
Tech Sheet 6134		

Features:
- Nickel plated body
- 0.5mm perforations

Working Temperature:
-20°C to +110°C

Maximum Working Pressure:
20 bar

BSPP

0089	Thread
IT193-14	1/4"
IT193-38	3/8"
IT193-12	1/2"
IT193-34	3/4"
IT193-1	1"
IT193-114	1.1/4"
IT193-112	1.1/2"
IT193-2	2"
Tech Sheet 6499	

Y STRAINERS

stainless steel

HAITIMA

Stainless Steel Y Strainers

Features:
- 0.4mm perforations

Working Temperature:
-20°C to +200°C

Flanged PN16

0982	Flange Size	Max Pressure bar
2049SL16 04	1/2"	16
2049SL16 05	3/4"	16
2049SL16 06	1"	16
2049SL16 07	1.1/4"	16
2049SL16 08	1.1/2"	16
2049SL16 09	2"	16
2049SL16 10	2.1/2"	16
2049SL16 11	3"	16
2049SL16 12	4"	16
2049SL16 13	5"	16
2049SL16 14	6"	16
Tech Sheet 1877		

Flanged ANSI150

0982	Flange Size	Max Pressure bar
2049SL150 04	1/2"	19.6
2049SL150 05	3/4"	19.6
2049SL150 06	1"	19.6
2049SL150 08	1.1/2"	19.6
2049SL150 09	2"	19.6
2049SL150 10	2.1/2"	19.6
2049SL150 11	3"	19.6
2049SL150 12	4"	19.6
2049SL150 13	5"	19.6
2049SL150 14	6"	19.6
Tech Sheet 1874		

Y STRAINERS

Cast Iron Y Strainers

Features:

- 1.5mm perforations
- Suitable for saturated steam up to 10 bar

Working Temperature:
-10°C to +120°C at 16 bar
-10°C to +230°C at 12.8 bar

Maximum Working Pressure:
16 bar

Flanged PN16

0927	Flange Size
E21 09	2"
E21 10	2.1/2"
E21 11	3"
E21 12	4"
E21 13	5"
E21 14	6"
E21 16	8"
Tech Sheet 6138	

Ductile Iron Y Strainers

Features:

- 1.5mm perforations for 2" to 6". 2mm perforations for 8" upwards

Working Temperature:
0°C to +80°C

Maximum Working Pressure:
16 bar

WRAS APPROVED PRODUCT

Flanged PN16

0909	Flange Size
HUKYS 09W	2"
HUKYS 10W	2.1/2"
HUKYS 11W	3"
HUKYS 12W	4"
HUKYS 13W	5"
HUKYS 14W	6"
HUKYS 16W	8"
HUKYS 18W	10"
HUKYS 20W	12"
Tech Sheet 6137	

FT PRO

You might also need a...
Lugged & Tapped Butterfly Valve
...see page **970**

Bronze Globe Valves

- BS 5154 Series B

Working Temperature:
-10°C to +100°C

Maximum Working Pressure:
20 bar

Type 6062, BSPP

0090	Thread
GBV-12	1/2"
GBV-34	3/4"
GBV-1	1"
GBV-114	1.1/4"
GBV-112	1.1/2"
GBV-2	2"
Tech Sheet 2031	

Bronze Self-Closing Lever Globe Valve

- PTFE Disk
- Stainless steel spring

Working Temperature:
-10°C to +180°C

Maximum Working Pressure:
16 bar

BSPP

0238	Thread
SC/LV/G1003-12	1/2"
SC/LV/G1003-34	3/4"
SC/LV/G1003-1	1"
Tech Sheet 10325	

Stainless Steel Globe Valves

Features:
- Investment casting
- Non-rising stem

Working Temperature:
-25°C to +180°C

Maximum Working Pressure:
200 psi (13.8 bar)

BSPP

0900	Thread
2028-12	1/2"
2028-34	3/4"
2028-1	1"
2028-114	1.1/4"
2028-112	1.1/2"
2028-2	2"
Tech Sheet 6002	

Cast Iron Globe Valves

Features:
- Rising stem
- RAL 7011
- Suitable for saturated steam up to 10 bar

Working Temperature:
-10°C to +300°C

Maximum Working Pressure:
16 bar

Flanged PN16 RF

0912	Flange Size
479 04	1/2"
479 05	3/4"
479 06	1"
479 07	1.1/4"
479 08	1.1/2"
479 09	2"
479 10	2.1/2"
479 11	3"
479 12	4"
479 13	5"
479 14	6"
479 16	8"
Tech Sheet 6090	

brownall®

You might also need...
Boiler Vent Valves
...see page **979**

GLOBE VALVES

Stainless Steel Globe Valves

Features:
- Reduced bore
- ATEX approved
- NACE MR0175
- Conforms to BS 5352

Working Temperature:
-50°C to +450°C

Maximum Working Pressure:
110 bar

Class 800, NPT

0905	Thread
GL800S-12	1/2"
GL800S-34	3/4"
GL800S-1	1"
GL800S-114	1.1/4"
GL800S-112	1.1/2"
GL800S-2	2"
Tech Sheet 6014	

Class 800, Socket Weld

0905	Thread
GL800S-12S	1/2"
GL800S-34S	3/4"
GL800S-1S	1"
GL800S-114S	1.1/4"
GL800S-112S	1.1/2"
GL800S-2S	2"
Tech Sheet 6014	

Carbon Steel Globe Valves

Features:
- Reduced bore
- ATEX approved
- NACE MR0175
- Conforms to BS 5352

Working Temperature:
-29°C to +425°C

Maximum Working Pressure:
138 bar

Class 800, NPT

0905	Thread
GL800C-12	1/2"
GL800C-34	3/4"
GL800C-1	1"
GL800C-114	1.1/4"
GL800C-112	1.1/2"
GL800C-2	2"
Tech Sheet 6014	

Class 800, Socket Weld

0905	Thread
GL800C-12S	1/2"
GL800C-34S	3/4"
GL800C-1S	1"
GL800C-114S	1.1/4"
GL800C-112S	1.1/2"
GL800C-2S	2"
Tech Sheet 6014	

You might also need...
Class 800 Check Valves
...see page **965**

GLOBE VALVES

Ductile Iron Globe Valves

Features:
- PN16/25 RF flanged ends up to 2
- ATEX approved
- Non-rising stem
- Bolted bonnet
- RAL 9006
- Suitable for saturated steam up to 10 bar

Working Temperature:
-10°C to +350°C

Flanged PN16 RF, Bellows Sealed

0905	Flange Size	Max Pressure bar
476 04	1/2"	25
476 05	3/4"	25
476 06	1"	25
476 07	1.1/4"	25
476 08	1.1/2"	25
476 09	2"	25
476 10	2.1/2"	16
476 11	3"	16
476 12	4"	16
476 13	5"	16
476 14	6"	16
476 16	8"	16
Tech Sheet 6091		

Carbon Steel Globe Valves

Features:
- ATEX approved
- Non-rising stem
- Bolted bonnet
- RAL 5002
- Suitable for saturated steam up to 10 bar

Working Temperature:
-20°C to +400°C

Maximum Working Pressure:
40 bar

Flanged PN40 RF, Bellows Sealed

0905	Flange Size
475 04	1/2"
475 05	3/4"
475 06	1"
475 07	1.1/4"
475 08	1.1/2"
475 09	2"
475 10	2.1/2"
475 11	3"
475 12	4"
475 13	5"
475 14	6"
475 16	8"
Tech Sheet 6092	

GLOBE VALVES

stainless steel

Stainless Steel Globe Valves

Features:
- Investment casting
- Non-rising stem

Working Temperature:
-20°C to +200°C

Flanged PN16

0982	Flange Size	Max Pressure bar
2053SL16 06	1"	16
2053SL16 08	1.1/2"	16
2053SL16 09	2"	16
2053SL16 10	2.1/2"	16
2053SL16 11	3"	16
2053SL16 12	4"	16
2053SL16 14	6"	16
Tech Sheet 6086		

Flanged ANSI150

0982	Flange Size	Max Pressure bar
2053SL150 06	1"	19.6
2053SL150 08	1.1/2"	19.6
2053SL150 09	2"	19.6
2053SL150 10	2.1/2"	19.6
2053SL150 11	3"	19.6
2053SL150 12	4"	19.6
Tech Sheet 6087		

BALANCING VALVES

Screwed Balancing Valves

Features:
- BSPP threads up to 3/4" and BSPT threads for 1" upwards
- Comes complete with test points
- For use in heating and cooling systems and other water systems

Working Temperature: -10°C to +120°C

Maximum Working Pressure: 25 bar



Bronze, Fixed Orifice

0974	Thread
T3010-12	1/2"
T3010-34	3/4"
T3010-1	1"
T3010-114	1.1/4"
T3010-112	1.1/2"
T3010-2	2"

Tech Sheet 6153

Features:
- Design in accordance to BS 7350:1990
- Comes complete with test points
- For use in heating and cooling systems and other water systems

Working Temperature: -10°C to +110°C

Maximum Working Pressure: 25 bar

WRAS APPROVED PRODUCT

Bronze, Variable Orifice, BSPP

0915	Thread
9505-12	1/2"
9505-34	3/4"
9505-1	1"
9505-114	1.1/4"
9505-112	1.1/2"
9505-2	2"

Tech Sheet 6156

Features:
- Design in accordance to BS 7350:1990
- Comes complete with test points
- For use in heating and cooling systems and other water systems

Working Temperature: -10°C to +110°C

Maximum Working Pressure: 25 bar

DZR Brass, Fixed Orifice, BSPP

0915	Thread
9515-12	1/2"
9515-34	3/4"
9515-1	1"
9515-114	1.1/4"
9515-112	1.1/2"
9515-2	2"

Tech Sheet 6154

Flanged Balancing Valves

Features:
- To suit PN16 flanged ends
- The accuracy of flow measurement at normal velocities is ±3%
- Can be used as a single unit or close-coupled to other regulating or isolating valves

Working Temperature: -10°C to +120°C

Maximum Working Pressure: 16 bar

Stainless Steel, Orifice Plate

0974	Flange Size
9200 10	2.1/2"
9200 11	3"
9200 12	4"
9200 13	5"
9200 14	6"
9200 16	8"

Tech Sheet 6160

Features:
- Design in accordance to BS 7350:1990
- Comes complete with test points
- For use in heating and cooling systems and other water systems

Working Temperature: -10°C to +120°C

Maximum Working Pressure: 16 bar

*Will be painted black and is from a different manufacturer

Ductile Iron, Flanged PN16, Fixed Orifice

0909	Flange Size
T3020 09	2"*
9201 10	2.1/2"
9201 11	3"
9201 12	4"
9201 13	5"
9201 14	6"
9201 16	8"
9201 18	10"

Tech Sheet 6157

Test Points

Features:
- EPDM seal

Working Temperature: -10°C to +120°C

Maximum Working Pressure: 25 bar



DZR Brass, Test Points, BSPT

0915	Thread
HUKTP-14R	1/4" Red
HUKTP-14B	1/4" Blue
HUKTP-12	1/2"

Air Vents

Features:

- Must be installed in the vertical position only

Working Temperature:
0°C to +110°C

Maximum Working Pressure:
10 bar

Brass, Auto Air Vent, BSPP Male

0928	Size
AAV-38	3/8"
AAV-12	1/2"
Tech Sheet 6164	

AUTOMATIC AIR ELIMINATION

brownall®

Air Eliminators

Maximum Working Temperature:
+93°C

Maximum Working Pressure:
10 bar

BSPP

0115	Description	Inlet	Outlet
AE-A	Type A Vertical	1/2"	3/8"
AE-B	Type B Vertical Lockshield Isolator	1/2"	3/8"
AE-C	Type C Vertical Lockshield & Check Valve	1/2"	3/8"
Tech Sheet 547			

Service Kits

0115	Description
AE-SP-ABD	Float Assembly for Type A, B and D Valve
AE-SP-C	Float Assembly for Type C Valve
Tech Sheet 547	

Boiler Vent Valves

Maximum Working Temperature:
+93°C

Maximum Working Pressure:
7 bar

Univent Boiler Vent Valves, Fig 1688, BSPP

0115	Thread
UV-1688-025D	1"
UV-1688-032D	1.1/4"
UV-1688-050D	2"
Tech Sheet 546	

Maximum Working Temperature:
+93°C

Maximum Working Pressure:
7 bar

3 Way Boiler Vent Valves, Fig 1988, BSPP

0115	Thread
VCN-1988-025	1"
VCN-1988-040	1.1/2"
VCN-1988-050	2"
Tech Sheet 548	

Cannot see the product you're looking for? Contact us. More often than not, we can acquire that product.

PRESSURE REDUCING VALVES

Brass Pressure Reducing Valves

Body in nickel plated brass. Adjustable outlet pressure: between 1 to 5.5 bar (up to 1") or 1 to 6 bar (1.1/4" onwards). Factory setting 3 bar.

Working Temperature: -0°C to +80°C

Maximum Inlet Pressure: 25 bar

Type 143, Female, BSPP, 1/4" Gauge Ports

0089	Thread
143-12	1/2"
143-34	3/4"
143-1	1"
143-114	1.1/4"
143-112	1.1/2"
143-2	2"
143-212	2.1/2"
143-3	3"
143-4	4"
Tech Sheet 10522	

Body in dezincification resistant brass. Adjustable outlet pressure: between 1 to 5.5 bar (up to 1") or 1 to 6 bar (1.1/4" onwards). Factory setting 4 bar.

Working Temperature: 0°C to +80°C

Maximum Inlet Pressure: 25 bar

WRAS approval for 1/2", 3/4" and 1" models only.

Type 243, Female, BSPP, 1/4" Gauge Ports

0089	Thread
IT243-12	1/2"
IT243-34	3/4"
IT243-1	1"
IT243-114	1.1/4"
IT243-112	1.1/2"
IT243-2	2"
Tech Sheet 60357	

FT PRO

You might also need...
Gauges
...see page **410**

INSTRUMENTATION MANIFOLDS

stainless steel

PANAM

Manifold Valves

Working Temperature:
-29°C to +121°C

Maximum Working Pressure:
414 bar

2 Valve manifold pipe to pipe design for separate mounting, connection system impulse lines and transmitters, having a simple 2 valve configuration, which allows for easy block, bleed and calibration of static pressure transmitter of gauge.

Other mounting options are available on request.

2 Valve Manifold, Pipe to Pipe, NPT

0380	Thread
P2VM-SS-8-R	1/2"
Tech Sheet 10216	

3 Valve manifold pipe to pipe design for connecting system impulse lines and transmitters. This valve consists of 1/2" NPT female connectors on 54mm centres and 1 equalizer valve and 2 block valves.

Other mounting options are available on request.

3 Valve Manifold, Pipe to Pipe, NPT

0380	Thread
P3VM-SS-8-R	1/2"
Tech Sheet 10216	

2 Valve manifold remote mount flange to flange design for separate mounting, connecting system impulse lines and transmitters, having a simple 2 valve configuration, which allows for easy block, bleed and calibration of static pressure transmitter of gauge.

Other mounting options are available on request.



2 Valve Manifold, Remote Mount, NPT

0380	Thread
P2VM-SS-8-RM	1/2"
Tech Sheet 10216	

PANAM

You might also need...
Stainless Steel Tube Fittings
...see pages **166-178**

NEEDLE VALVES

Brass Needle Valves

Working Temperature:
0°C to +100°C

Maximum Working Pressure:
100 bar

Female x Female, BSPP

0441	Thread
EV-18	1/8"
EV-14	1/4"
EV-38	3/8"
EV-12	1/2"
Tech Sheet 10028	

Male x Male, BSPT

0441	Thread
EVMM-18	1/8"
EVMM-14	1/4"
EVMM-38	3/8"
EVMM-12	1/2"
Tech Sheet 10029	

NEEDLE VALVES

stainless steel

Stainless Steel Needle Valves

Features:
- Safety bonnet lock prevents accidental loosening
- Flow can be controlled in both directions

Working Temperature:
-54°C to +232°C

Maximum Working Pressure:
413 bar at +38°C

Female x Female, BSPP

0902	Thread
2225-14	1/4"
2225-38	3/8"
2225-12	1/2"
2225-34	3/4"
2225-1	1"
Tech Sheet 6161	

NEEDLE VALVES

stainless steel

PANAM

3,000 psi Rated Mini Needle Valve

Working Temperature:
-50°C to +121°C

Maximum Working Pressure:
205 bar

Seal: Viton

NPT

0292	Thread	Description
PMV-H-S-4-FF-V	1/4"	Female x Female
PMV-H-S-4-MF-V	1/4"	Male x Female
Tech Sheet 10506		



You might also need...
Hydraulic Tubing
...see page **181**

6,000 psi Rated Imperial Needle Valves

The 'IB' series of needle valves are specially designed and manufactured for use in corrosive and hazardous environments.

These valves are for use in process control, instrumentation and flow control applications.

Feature Benefits

One piece body construction for strength and safety.

Non rotating Vee tip design, which forms a bearing joint with the stem eliminating any rotation between the plug and seat on closure ensuring long life.

Testing: All valves are 100% factory tested and complete traceability is available upon request.

Material: Body, panel nut, washer and gland nut A479-316

Stem: A479-316 / 17-4PH

Packing: PTFE

Grub Screw: Steel plated

Handle: Stainless steel

Vee Tip: A 564-630

Working Temperature:
-29°C to +121°C

Maximum Working Pressure:
413 bar (6,000 psi)

Female x Female, NPTF

0292	Thread
PNV-IB-S-2-FF	1/8"
PNV-IB-S-4-FF	1/4"
PNV-IB-S-6-FF	3/8"
PNV-IB-S-8-FF	1/2"
PNV-IB-S-12-FF	3/4"
PNV-IB-S-16-FF	1"
Tech Sheet 2156	

Female x Female, BSPP

0292	Thread
2018-6938	1/4"
2018-6946	3/8"
2018-6953	1/2"
Tech Sheet 10036	

Male x Female, NPTF

0292	Thread
PNV-IB-S-2-MF	1/8"
PNV-IB-S-4-MF	1/4"
PNV-IB-S-6-MF	3/8"
PNV-IB-S-8-MF	1/2"
PNV-IB-S-12-MF	3/4"
PNV-IB-S-16-MF	1"
Tech Sheet 2156	

OD Compression

0292	OD
NV6000-18	1/8"
NV6000-14	1/4"
NV6000-38	3/8"
NV6000-12	1/2"
NV6000-34	3/4"
NV6000-1	1"
Tech Sheet 2156	

10,000 psi Rated Imperial Needle Valves

The 'HP' series of needle valves are specially designed and manufactured for use in corrosive and hazardous environments.

These valves are for use in process control, instrumentation and flow control applications.

Feature Benefits

One piece body construction for strength and safety.

Non rotating Vee tip design, which forms a bearing joint with the stem eliminating any rotation between the plug and seat on closure ensuring long life.

Testing: Each valve is hydrostatically tested in accordance with MSS-SP-99. This procedure includes testing of the body cavity. A Hydrostatic test is performed with pure water or other liquids of similar or lower viscosity at 1.5 times and seat leakage test at 1.1 times of the maximum working pressure.

Each valve is also tested with nitrogen gas at 1000psi for seat, seal and shell leakage. Other tests like vibration, temperature and helium are available upon request.

Material: Body, stem, packing washer, lock nut and gland retainer A479-316/A-105

Gland Packing: Glass Filled PTFE

Packing: PTFE

Handle: Stainless steel

Dust Cap: Plastic

Vee Tip: A 564-630

Working Temperature:
-50°C to +93°C

Maximum Working Pressure:
700 bar (10,000 psi)

Female x Female, NPTF

0292	Thread
PNV-HP-S-2-FF	1/8"
PNV-HP-S-4-FF	1/4"
PNV-HP-S-6-FF	3/8"
PNV-HP-S-8-FF	1/2"
PNV-HP-S-16-FF	1"
Tech Sheet 2157	

Male x Female, NPTF

0292	Thread
PNV-HP-S-2-MF	1/8"
PNV-HP-S-4-MF	1/4"
PNV-HP-S-6-MF	3/8"
PNV-HP-S-8-MF	1/2"
PNV-HP-S-12-MF	3/4"
PNV-HP-S-16-MF	1"
Tech Sheet 2157	

The Engineers Choice

FT Pro products have been meticulously selected based on their superior quality, dependability, and durability. Our products are engineered by engineers for engineers and produced by leading fluid power manufacturers, ensuring they meet even the most rigorous application demands.

We understand that all application requirements are unique, and that's why we only offer products that we know will provide the most effective solution.

At FT Pro, we work closely with our customers to ensure that we provide tailored solutions that meet their exact requirements. Whether you need products for hydraulic systems, pneumatic systems, or any other fluid power application, FT Pro has the product to support you and help you find the right outcome.

Pressure Relief Valves

With the introduction of the European Pressure Equipment Directive, which recommend relevant testing and quality assurance with appropriate certification.

This range of pressure relief valves are manufactured and tested in accordance to the regulations (DIN 3320.AD SHEET A2/A4) which meets applicable specifications both nationally and internationally. Compliance with the component test report, by the identification the manufacture provides a guarantee for the specified setting values.

Test certificates come as standard.

Note: This product is CE marked, to comply with legislation.

Working Temperature:
-20°C to +200°C

Maximum Working Pressure:
15 bar

Nominal Diameter 8mm, 1/4" BSPP

0093	Set Pressure Bar
2035-0773	1
2042-2887	1.5
2042-2895	2
2020-8860	2.5
2042-2903	3
2042-2911	3.5
2020-8864	4
2042-2929	4.5
2020-8872	5
2042-2937	5.5
2042-2945	6
2042-2952	6.5
2042-2960	7
2020-8880	7.5
2020-8898	8
2042-2978	8.5
2031-7020	9
2020-8906	10
2042-2986	10.5
2020-8914	11
2020-8922	11.5
2020-8930	12
2020-8948	15
Tech Sheet 1762	

Nominal Diameter 10mm, 1/2" BSPP

0093	Set Pressure Bar
2042-2994	0.5
2042-3000	1.5
2042-3018	2.5
2042-3026	3.5
2020-9052	4
2020-9060	5
2042-3034	5.5
2020-9086	6
2042-3042	6.5
2020-9094	7
2020-9102	7.5
2020-9110	8
2042-3059	8.5
2042-3067	9
2020-9128	10
2042-3075	10.5
2020-9136	11
2020-9144	11.5
2020-9151	12
2042-3083	12.5
2020-9169	15
2042-3091	16
2042-3109	30
Tech Sheet 1762	

Nominal Diameter 10mm, 3/8" BSPP

0093	Set Pressure Bar
2020-8955	5
2020-8971	6
2020-8989	7
2020-8997	8
2020-9003	10
2020-9011	11
2020-9029	12
2020-9045	15
Tech Sheet 1762	

Nominal Diameter 10mm, 3/4" BSPP

0093	Set Pressure Bar
2020-9177	6
2020-9193	8
2020-9201	10
2020-9219	11
Tech Sheet 1762	

Individual test certificates come as standard

Other relief settings available on special request

Pressure Relief Valves - Series 6000

Working Temperature:
-15°C to +180°C

Maximum Set Pressure:
20.1 bar



High Lift Pressure Relief Valve, Male BSPT

0095	Thread	Set Pressure Bar
6000/06/G/5.5	1/4"	5.5
6000/06/H/9.0	1/4"	9
6000/06/J/11.0	1/4"	11
Tech Sheet 10341		

Individual test certificates to be requested at the time of order

PRESSURE RELIEF VALVES

Compact Relief Valve DN6

Relief valves to blow out non-poisonous and non-flammable gases into the atmosphere in order to protect pressure tanks against overpressure.
Please note: Only relief valves that have been set and sealed with lead (plumbed) by us can be delivered with the component symbols, it is thus absolutely necessary to indicate the setting pressure in bar. As functional test, relief valves may be aerated by the way of pulling the haul-off bolt. Repairs may only be carried out by the manufacturer.

Technical Data

- Connection thread: G1/4, G3/8
- Setting range: 4,5 to 24 bar (5 steps)
- Opening pressure difference: <10%
- Closing pressure difference: <10%
- Material: Brass
- Seal: Viton

Important: The supply connection to the relief valve should not be <DN6, the pressure drop in the supply connection not >3%.

Working Temperature:
-10°C to +150°C

Maximum Working Pressure:
24 bar (PN24)



Male, Thread, BSPP

9168	Thread	Set At Bar	Dimensions mm	
			L	Hex
469.23-5.0BAR	1/4"	5.0	65	17
469.24-7.0BAR	1/4"	7.0	65	17
469.24-9.0BAR	1/4"	9.0	65	17
469.25-11.0BAR	1/4"	11.0	65	17
469.26-16.0BAR	1/4"	16.0	65	17
469.27-20.0BAR	1/4"	20.0	65	17
469.33-5.0BAR	3/8"	5.0	65	19
469.34-7.0BAR	3/8"	7.0	65	19
469.34-9.0BAR	3/8"	9.0	65	19
469.35-11.0BAR	3/8"	11.0	65	19
469.36-16.0BAR	3/8"	16.0	65	19
469.37-20.0BAR	3/8"	20.0	65	19

Exhaust Capacity Air
The exhaust capacities indicated in the table are the minimum values reached when air pressure is raised by 10% above the set pressure.

Set Pressure Bar	Exhaust Flow Capacity (normal condition)	
	m^3/h	l/m
6	60	1000
10	110	1833
11	125	2083
14	155	2583

Intermediate values can be interpolated.

More variations available. Special set pressures, body materials & large threads.

Type 1776

All type 1776 valves are pre-set and sealed to prevent tampering.

Pre-set pressure relief valves are precision manufactured to open at the pre-set pressure and discharge fluid until pressure drops to acceptable levels to protect against equipment damage or personal injury.

- Dual certification* of ASME BPVC Section XIII and UKCA/CE for PE(S)R 2016 and PED 2014/68/EU
- Automatically vents at selected pressure
- Automatically resets when pressure returns to 'normal'
- Brass body with stainless steel internal components

Please note:
Removal of the pull ring will invalidate ASME certification but will still conform to UKCA/CE

Male, 1/4" NPT

0090	Set Pressure PSI	SCFM
1776K-0-05	5	9
1776K-0-10	10	11
1776K-0-15	15	13
1776K-0-20	20	15
1776K-0-30	30	19
1776K-0-40	40	24
1776K-0-50	50	28
1776K-0-60	60	33
1776K-0-75	75	39
Tech Sheet 835		



Working Temperature:
-18°C to +200°C

*Dual certification applies from 30 PSI upwards. Pressure ranges from 5 to 20 PSI will offer no accreditations that meet UK/European standards

More variations available. Special set pressures, Body materials, valve serialisation & larger threads.
Test certificates are available on request at an additional cost.

PRESSURE RELIEF VALVES

Atmospheric Pressure Relief Valves, 6mm-15mm

Seetru Atmospheric Discharge Pressure Relief valves are compact, highly efficient and incorporate the exclusive 'Tutchtite' seal technology to give repeatable bubble tight sealing performance.

Suitable for air and gases including refrigerant.

Type approved and/or manufactured in conformance with national and international standards which include BS6759 Part 2 and 3, ISO 4126 and TUV (Germany) in accordance with AD Merkblatt A2. Compliant with the requirements of the European Equipment Directive 97/23/EC and CE marked flow rates calculated

Std Ltrs/Sec of Air @ 15°C

Seals: Viton

Sealing: Elastomer

Working Temperature:
-15°C to +200°C

Nominal Bore 6mm, 1/4" BSPT Male

0171	Flow	Set Pressure Bar
SEE010EA1B	25	5.5
SEE0107A1B	38	9
SEE0106A1B	46	11
Tech Sheet 10342		

Nominal Bore 8mm, 1/4" BSPP Male

0171	Flow	Set Pressure Bar
SEE9111A1B	12	1
SEE9112A1B	16	1.5
SEE9113A1B	19	2
SEE9114A1B	22	2.5
SEE9115A1B	26	3
SEE911AA1B	30	3.5
SEE911BA1B	34	4
SEE911CA1B	37	4.5
SEE911EA1B	44	5.5
SEE911FA1m	47	6
SEE911GA1B	51	6.5
SEE911HA1B	54	7
SEE9119A1B	57	7.5
SEE9118A1B	61	8
SEE911JA1B	64	8.5
SEE9117A1B	68	9
SEE911LA1B	74	10
SEE911MA1B	78	10.5
SEE9116A1B	81	11
SEE911NA1B	85	11.5
SEE911PA1B	88	12
SEE911XA1B	109	15
Tech Sheet 10345		

Nominal Bore 8mm, 1/4" BSPT Male

0171	Flow	Set Pressure Bar
SEE011EA1B	44	5.5
SEE0117A1B	68	9
SEE0116A1B	81	11
Tech Sheet 10345		

Nominal Bore 8mm, 3/8" BSPT Male

0171	Flow	Set Pressure Bar
SEE021DA1B	40	5
SEE0216A1B	81	11
SEE021PA1B	88	12
Tech Sheet 10345		

Nominal Bore 8mm, 3/8" BSPP Male

0171	Flow	Set Pressure Bar
SEE921FA1B	47	6
SEE921HA1B	54	7
SEE9218A1B	61	8
SEE921LA1B	74	10
SEE9216A1B	81	11
SEE921PA1B	88	12
SEE921XA1B	109	15
Tech Sheet 10345		

Nominal Bore 10mm, 1/2" BSPT Male

0171	Flow	Set Pressure Bar
SEE032EA1B	170	5.5
SEE0327A1B	106	9
SEE0326A1B	127	11
Tech Sheet 10343		

Nominal Bore 10mm, 1/2" BSPP Male

0171	Flow	Set Pressure Bar
SEE9320A1B	12	0.5
SEE9322A1B	24	1.5
SEE9324A1B	36	2.5
SEE932AA1B	47	3.5
SEE932BA1B	52	4
SEE932DA1B	63	5
SEE932EA1B	68	5.5
SEE932FA1B	74	6
SEE932GA1B	79	6.5
SEE932HA1B	84	7
SEE9329A1B	90	7.5
SEE9328A1B	95	8
SEE932JA1B	100	8.5
SEE9327A1B	106	9
SEE932LA1B	116	10
SEE932MA1B	122	10.5
SEE9326A1B	127	11
SEE932NA1B	132	11.5
SEE932PA1B	138	12
SEE932RA1B	143	12.5
SEE932XA1B	170	15
SEE932YA1B	180	16
Tech Sheet 10343		

Nominal Bore 10mm, 3/4" BSPP Male

0171	Flow	Set Pressure Bar
SEE942FA1B	74	6
SEE942HA1B	84	7
SEE9428A1B	95	8
SEE9427A1B	106	9
SEE9426A1B	127	11
Tech Sheet 10343		

Nominal Bore 15mm, 3/4" BSPT Male

0171	Flow	Set Pressure Bar
SEE0447A1B	263	9
SEE0436A1B	315	11
Tech Sheet 10344		

Nominal Bore 15mm, 1" BSPT Male

0171	Flow	Set Pressure Bar
SEE0546A1B	315	11
Tech Sheet 10344		

Individual test certificates come as standard with abov

SAFETY VALVES

NABIC®

High Lift Safety Valves (Fig 500)

Applications: the Fig 500 high lift safety valve has been designed primarily for use on unvented hot water heating systems, where a high capacity, emergency steam relief capability is required. High capacity and resilient PTFE seating also make the Fig 500 ideal for steam, air and inert gas applications. A PTFE to Viton seating design is also available where greater seal tightness is required.

Construction: the Fig 500 is constructed in gunmetal with diaphragm protected working parts and PTFE to metal seating. All wetted parts are manufactured from dezincification resistant materials, approved by the ater Research Centre for use on potable water. Standard inlet and outlet connections have female threads to BS 21, with the outlet connection one size larger than the inlet. Sizes from DN20 upwards are available with flanged inlet connections; other thread forms are also available.

Please Note: due to pressure setting and certification of this product, normal delivery wil be up to 3 working days (manufacturers stock permitting), although a quicker service may be available if required. **Please contact our sales team.**

Features:

- Resilient PTFE seating designs
- High degree of seating tightness
- Suitable for hot water, steam and air
- High discharge capacity
- Diaphragm protected working parts
- Safe manual testing
- Easy inspection and cleaning
- Pressure setting locked and sealed
- Designed and tested to BS 6759
- Capacities certified by TOC

Working Temperature:
-20°C to +195°C

Maximum Working Pressure:
12.5 bar

WRAS APPROVED MATERIAL

BSPP Inlet x BSPP Outlet

0115	Inlet Thread	Outlet Thread	Set Pressure Bar
500-15-1	1/2"	3/4"	1
500-15-3	1/2"	3/4"	3
500-15-4	1/2"	3/4"	4
500-15-5	1/2"	3/4"	5
500-15-5.5	1/2"	3/4"	5.5
500-15-6	1/2"	3/4"	6
500-15-6.5	1/2"	3/4"	6.5
500-15-7	1/2"	3/4"	7
500-15-7.5	1/2"	3/4"	7.5
500-15-8.5	1/2"	3/4"	8.5
500-15-10	1/2"	3/4"	10
500-15-10.5	1/2"	3/4"	10.5
500-15-11	1/2"	3/4"	11
500-15-11.5	1/2"	3/4"	11.5
500-20-1.5	3/4"	1"	1.5
500-20-2.5	3/4"	1"	2.5
500-20-3	3/4"	1"	3
500-20-3.5	3/4"	1"	3.5
500-20-4	3/4"	1"	4
500-20-5	3/4"	1"	5
500-20-5.5	3/4"	1"	5.5

0115	Inlet Thread	Outlet Thread	Set Pressure Bar
500-20-6	3/4"	1"	6
500-20-6.5	3/4"	1"	6.5
500-20-7	3/4"	1"	7
500-20-7.5	3/4"	1"	7.5
500-20-8	3/4"	1"	8
500-20-8.5	3/4"	1"	8.5
500-20-9	3/4"	1"	9
500-20-10	3/4"	1"	10
500-20-11	3/4"	1"	11
500-20-11.5	3/4"	1"	11.5
500-20-12	3/4"	1"	12
500-20-12.5	3/4"	1"	12.5
500-25-1.5	1"	1.1/4"	1.5
500-25-2	1"	1.1/4"	2
500-25-2.5	1"	1.1/4"	2.5
500-25-3	1"	1.1/4"	3
500-25-3.5	1"	1.1/4"	3.5
500-25-4	1"	1.1/4"	4
500-25-5.5	1"	1.1/4"	5.5
500-25-7	1"	1.1/4"	7
500-25-7.5	1"	1.1/4"	7.5

0115	Inlet Thread	Outlet Thread	Set Pressure Bar
500-25-8	1"	1.1/4"	8
500-25-8.5	1"	1.1/4"	8.5
500-25-11	1"	1.1/4"	11
500-25-12.5	1"	1.1/4"	12.5
500-32-3	1.1/4"	1.1/2"	3
500-32-3.5	1.1/4"	1.1/2"	3.5
500-32-5	1.1/4"	1.1/2"	5
500-32-7.5	1.1/4"	1.1/2"	7.5
500-32-8.5	1.1/4"	1.1/2"	8.5
500-32-10	1.1/4"	1.1/2"	10
500-32-11	1.1/4"	1.1/2"	11
500-40-1.5	1.1/2"	2"	1.5
500-40-3	1.1/2"	2"	3
500-40-3.5	1.1/2"	2"	3.5
500-40-4	1.1/2"	2"	4
500-40-7	1.1/2"	2"	7
500-40-7.5	1.1/2"	2"	7.5
500-40-12	1.1/2"	2"	12
500-50-3.5	2"	2.1/2"	3.5
500-50-7	2"	2.1/2"	7
500-50-12.5	2"	2.1/2"	12.5

Tech Sheet 1398

We have listed all the popular sizes and pressure ratings, however other variations are available.

Individual test certificates to be requested at the time of orde

SAFETY VALVES

NABIC®

Safety Relief Valves (Fig 542)

Applications: the Fig 542 safety valve is an extremely versatile valve, suitable for use on hot water, steam or air. Although designed primarily for the protection of hot water boilers, its wide range of applications make it ideal as a general purpose safety valve.

Construction: the Fig 542 is of gunmetal construction with diaphragm protected working parts and PTFE to metal seating. All wetted parts manufactured from dezincification resistant materials, approved by the ater Research Centre for use on potable water. Inlet and outlet connections are of equal size, with female threads to BS 21. Sizes from DN32 upwards are also available with flanged inle connections.

Please Note: due to pressure setting and certification of this product, normal delivery wil be up to 3 working days (manufacturers stock permitting), although a quicker service may be available if required. **Please contact our sales team.**

Features:

- Resilient PTFE seating designs
- High degree of seat tightness
- Suitable for hot water, steam or air
- Diaphragm protected working parts
- Safe manual testing
- Easy inspection and cleaning
- Pressure setting locked and sealed
- Designed and tested to BS 6759
- Capacities certified by TOC

Working Temperature:
-20°C to +195°C

Maximum Working Pressure:
10.5 bar

WRAS

BSPP Inlet x BSPP Outlet

0115	Thread	Set Pressure Bar
542-15-1	1/2"	1
542-15-1.5	1/2"	1.5
542-15-2	1/2"	2
542-15-2.5	1/2"	2.5
542-15-3	1/2"	3
542-15-3.5	1/2"	3.5
542-15-4	1/2"	4
542-15-4.5	1/2"	4.5
542-15-5	1/2"	5
542-15-5.5	1/2"	5.5
542-15-6	1/2"	6
542-15-7	1/2"	7
542-15-7.5	1/2"	7.5
542-15-8	1/2"	8
542-15-8.5	1/2"	8.5
542-15-9	1/2"	9
542-15-9.5	1/2"	9.5
542-15-10	1/2"	10
542-15-10.5	1/2"	10.5
542-20-1	3/4"	1
542-20-1.5	3/4"	1.5
542-20-2	3/4"	2
542-20-2.5	3/4"	2.5
542-20-3	3/4"	3
542-20-3.5	3/4"	3.5
542-20-4	3/4"	4
542-20-4.5	3/4"	4.5
542-20-5	3/4"	5
542-20-5.5	3/4"	5.5
542-20-6	3/4"	6
542-20-7	3/4"	7

0115	Thread	Set Pressure Bar
542-20-7.5	3/4"	7.5
542-20-8	3/4"	8
542-20-8.5	3/4"	8.5
542-20-9	3/4"	9
542-20-10	3/4"	10
542-20-10.5	3/4"	10.5
542-25-1	1"	1
542-25-1.5	1"	1.5
542-25-2	1"	2
542-25-2.5	1"	2.5
542-25-3	1"	3
542-25-3.5	1"	3.5
542-25-4	1"	4
542-25-4.5	1"	4.5
542-25-5	1"	5
542-25-6	1"	6
542-25-7	1"	7
542-25-7.5	1"	7.5
542-25-8	1"	8
542-25-8.5	1"	8.5
542-25-9	1"	9
542-25-9.5	1"	9.5
542-25-10	1"	10
542-25-10.5	1"	10.5
542-32-1	1.1/4"	1
542-32-2.5	1.1/4"	2.5
542-32-3	1.1/4"	3
542-32-3.5	1.1/4"	3.5
542-32-4	1.1/4"	4
542-32-4.5	1.1/4"	4.5
542-32-5	1.1/4"	5

0115	Thread	Set Pressure Bar
542-32-6.5	1.1/4"	6.5
542-32-7	1.1/4"	7
542-32-8	1.1/4"	8
542-32-8.5	1.1/4"	8.5
542-32-9	1.1/4"	9
542-32-9.5	1.1/4"	9.5
542-32-10	1.1/4"	10
542-40-1	1.1/2"	1
542-40-1.5	1.1/2"	1.5
542-40-2	1.1/2"	2
542-40-3.5	1.1/2"	3.5
542-40-4	1.1/2"	4
542-40-5	1.1/2"	5
542-40-6	1.1/2"	6
542-40-7	1.1/2"	7
542-40-7.5	1.1/2"	7.5
542-40-8	1.1/2"	8
542-40-10	1.1/2"	10
542-40-10.5	1.1/2"	10.5
542-50-2	2"	2
542-50-3.5	2"	3.5
542-50-6	2"	6
542-50-7	2"	7
542-50-7.5	2"	7.5
542-50-8	2"	8
542-50-10	2"	10
542-50-10.5	2"	10.5
542-65-3	2.1/2"	3
542-65-4	2.1/2"	4
542-65-7.5	2.1/2"	7.5
	Tech Sheet 1399	

We have listed all the popular sizes and pressure ratings, however other variations are available.

Individual test certificates to be requested at the time of orde

PRESSURE RELIEF VALVES

NABIC®

Pressure Relief Valves (Fig 500L)

Applications: Nabic pressure relief valves are intended for use where pressure tightness is required on the discharge side of the valve. They are ideal for pump relief, bypass relief, outside installations, and inflammable fluid

Construction: the valves are of gunmetal construction with top-guided copper alloy parts, chrome vanadium spring and PTFE to metal seating. O-Ring seals ensure pressure tightness at cover and cap joints. Available options are stainless steel springs, high pressure versions and Viton seat design.

Please Note: due to pressure setting and certification of this product, normal delivery wil be up to 3 working days (manufacturers stock permitting), although a quicker service may be available if required. **Please contact our sales team.**

Features:

- Resilient PTFE seating design
- High degree of seating tightness
- Suitable for liquids and gases
- Top-guided working parts
- Pressure tight on discharge side
- Designed and tested to BS 6759
- Flange inlets available

Working Temperature:
-20°C to +195°C

Maximum Working Pressure:
12.5 bar

WRAS APPROVED MATERIAL

BSPP Inlet x BSPP Outlet

0115	Inlet Thread	Outlet Thread	Set Pressure Bar
500L-10-1	3/8"	1/2"	1
500L-10-1.5	3/8"	1/2"	1.5
500L-10-2	3/8"	1/2"	2
500L-10-2.5	3/8"	1/2"	2.5
500L-10-3	3/8"	1/2"	3
500L-10-3.5	3/8"	1/2"	3.5
500L-10-4	3/8"	1/2"	4
500L-10-5	3/8"	1/2"	5
500L-10-5.5	3/8"	1/2"	5.5
500L-10-6	3/8"	1/2"	6
500L-10-6.5	3/8"	1/2"	6.5
500L-10-8	3/8"	1/2"	8
500L-10-9.5	3/8"	1/2"	9.5
500L-10-10	3/8"	1/2"	10
500L-10-11	3/8"	1/2"	11
500L-10-12	3/8"	1/2"	12
500L-10-12.5	3/8"	1/2"	12.5
500L-15-1	1/2"	3/4"	1
500L-15-3	1/2"	3/4"	3
500L-15-4	1/2"	3/4"	4
500L-15-5	1/2"	3/4"	5
500L-15-5.5	1/2"	3/4"	5.5
500L-15-6	1/2"	3/4"	6
500L-15-6.5	1/2"	3/4"	6.5
500L-15-7	1/2"	3/4"	7
500L-15-7.5	1/2"	3/4"	7.5
500L-15-8.5	1/2"	3/4"	8.5

0115	Inlet Thread	Outlet Thread	Set Pressure Bar
500L-15-10	1/2"	3/4"	10
500L-15-10.5	1/2"	3/4"	10.5
500L-15-11	1/2"	3/4"	11
500L-15-11.5	1/2"	3/4"	11.5
500L-20-1.5	3/4"	1"	1.5
500L-20-2.5	3/4"	1"	2.5
500L-20-3	3/4"	1"	3
500L-20-3.5	3/4"	1"	3.5
500L-20-4	3/4"	1"	4
500L-20-5	3/4"	1"	5
500L-20-5.5	3/4"	1"	5.5
500L-20-6	3/4"	1"	6
500L-20-6.5	3/4"	1"	6.5
500L-20-7	3/4"	1"	7
500L-20-7.5	3/4"	1"	7.5
500L-20-8	3/4"	1"	8
500L-20-8.5	3/4"	1"	8.5
500L-20-9	3/4"	1"	9
500L-20-10	3/4"	1"	10
500L-20-11	3/4"	1"	11
500L-20-11.5	3/4"	1"	11.5
500L-20-12	3/4"	1"	12
500L-20-12.5	3/4"	1"	12.5
500L-25-1.5	1"	1.1/4"	1.5
500L-25-2	1"	1.1/4"	2
500L-25-2.5	1"	1.1/4"	2.5
500L-25-3	1"	1.1/4"	3

0115	Inlet Thread	Outlet Thread	Set Pressure Bar
500L-25-3.5	1"	1.1/4"	3.5
500L-25-4	1"	1.1/4"	4
500L-25-5.5	1"	1.1/4"	5.5
500L-25-7	1"	1.1/4"	7
500L-25-7.5	1"	1.1/4"	7.5
500L-25-8	1"	1.1/4"	8
500L-25-8.5	1"	1.1/4"	8.5
500L-25-11	1"	1.1/4"	11
500L-25-12.5	1"	1.1/4"	12.5
500L-32-3	1.1/4"	1.1/2"	3
500L-32-3.5	1.1/4"	1.1/2"	3.5
500L-32-5	1.1/4"	1.1/2"	5
500L-32-7.5	1.1/4"	1.1/2"	7.5
500L-32-8.5	1.1/4"	1.1/2"	8.5
500L-32-10	1.1/4"	1.1/2"	10
500L-32-11	1.1/4"	1.1/2"	11
500L-40-1.5	1.1/2"	2"	1.5
500L-40-3	1.1/2"	2"	3
500L-40-3.5	1.1/2"	2"	3.5
500L-40-4	1.1/2"	2"	4
500L-40-7	1.1/2"	2"	7
500L-40-7.5	1.1/2"	2"	7.5
500L-40-12	1.1/2"	2"	12
500L-50-3.5	2"	2.1/2"	3.5
500L-50-7	2"	2.1/2"	7
500L-50-12.5	2"	2.1/2"	12.5

Tech Sheet 20438

We have listed all the popular sizes and pressure ratings, however other variations are available.

Individual test certificates to be requested at the time of orde

PRESSURE RELIEF VALVES

NABIC®

Pressure Relief Valves (Fig 542L)

Applications: NABIC liquid relief valves are intended for use where pressure tightness is required on the discharge side of the valve. They are ideal for use on pump relief and bypass relief applications, also on outside installations and where tamper-proof units are required.

Available options: stainless steel springs, high pressure versions and Viton seat design.

Construction: the valves are of gunmetal construction with top-guided copper alloy parts. Fitted with chrome vanadium spring as standard, they also incorporate the proven NABIC PTFE to metal seating design. O-Ring seals ensure pressure tightness at cover and cap joints.

Please Note: due to pressure setting and certification of this product, normal delivery wil be up to 3 working days (manufacturers stock permitting), although a quicker service may be available if required. **Please contact our sales team.**

Features:

- High degree of seat tightness
- Designed and tested to BS 6759
- Certified discharge table

Working Temperature:
-20°C to +195°C

Maximum Working Pressure:
12.5 bar

WRAS

BSPP Inlet x BSPP Outlet

0115	Thread	Set Pressure Bar
542L-15-1	1/2"	1
542L-15-1.5	1/2"	1.5
542L-15-2	1/2"	2
542L-15-2.5	1/2"	2.5
542L-15-3	1/2"	3
542L-15-3.5	1/2"	3.5
542L-15-4	1/2"	4
542L-15-4.5	1/2"	4.5
542L-15-5	1/2"	5
542L-15-6	1/2"	6
542L-15-7	1/2"	7
542L-15-8.5	1/2"	8.5
542L-15-10	1/2"	10
542L-15-10.5	1/2"	10.5
542L-20-1	3/4"	1
542L-20-1.5	3/4"	1.5
542L-20-2	3/4"	2
542L-20-2.5	3/4"	2.5
542L-20-3	3/4"	3
542L-20-3.5	3/4"	3.5
542L-20-5	3/4"	5
542L-20-6	3/4"	6

0115	Thread	Set Pressure Bar
542L-20-6.5	3/4"	6.5
542L-20-7	3/4"	7
542L-20-8	3/4"	8
542L-20-9	3/4"	9
542L-20-10	3/4"	10
542L-25-1	1"	1
542L-25-1.5	1"	1.5
542L-25-2	1"	2
542L-25-2.5	1"	2.5
542L-25-3	1"	3
542L-25-3.5	1"	3.5
542L-25-4	1"	4
542L-25-5	1"	5
542L-25-6	1"	6
542L-25-7	1"	7
542L-25-8	1"	8
542L-25-10	1"	10
542L-25-10.5	1"	10.5
542L-32-3	1.1/4"	3
542L-32-4	1.1/4"	4
542L-32-8	1.1/4"	8
542L-32-10	1.1/4"	10

0115	Thread	Set Pressure Bar
542L-32-10.5	1.1/4"	10.5
542L-40-1.5	1.1/2"	1.5
542L-40-2.5	1.1/2"	2.5
542L-40-5	1.1/2"	5
542L-40-6	1.1/2"	6
542L-40-7	1.1/2"	7
542L-40-10	1.1/2"	10
542L-50-1.5	2"	1.5
542L-50-2	2"	2
542L-50-4	2"	4
542L-50-7.5	2"	7.5
542L-50-8.5	2"	8.5
542L-50-9.5	2"	9.5
542L-50-10	2"	10
542L-50-10.5	2"	10.5
542L-65-2	2.1/2"	2
542L-65-3	2.1/2"	3
542L-65-3.5	2.1/2"	3.5
542L-65-5	2.1/2"	5
542L-80-4.5	3"	4.5
542L-80-7	3"	7
Tech Sheet 1400		

We have listed all the popular sizes and pressure ratings, however other variations are available.

Individual test certificates to be requested at the time of orde

PRESSURE RELIEF VALVES

NABIC®

Combined Pressure & Temperature Relief Valves (Fig 500T)

Features:

- Dome top
- Relief pressure can be set between 1 and 12.5 bar for 3/4" to 1" and between 0.4 and 12.5 bar for 1.1/4" upwards
- Suitable for hot water and potable water
- A viton seat option is also available on request

Working Temperature:
-20°C to +95°C

Maximum Working Pressure:
12.5 bar

WRAS

BSPT Male Inlet x BSPP Female Outlet

0115	Thread	DN	Set Pressure Bar
500T-15-1	3/4"	15	1
500T-15-2	3/4"	15	2
500T-15-3	3/4"	15	3
500T-15-4	3/4"	15	4
500T-15-5	3/4"	15	5
500T-15-6	3/4"	15	6
500T-20-1	1"	20	1
500T-20-2	1"	20	2
500T-20-3	1"	20	3
500T-20-4	1"	20	4
500T-20-5	1"	20	5
500T-20-6	1"	20	6
500T-25-1	1.1/4"	25	1
500T-25-2	1.1/4"	25	2
500T-25-3	1.1/4"	25	3
500T-25-4	1.1/4"	25	4
500T-25-5	1.1/4"	25	5
500T-25-6	1.1/4"	25	6
500T-32-1	1.1/2"	32	1
500T-32-2	1.1/2"	32	2
500T-32-3	1.1/2"	32	3
500T-32-4	1.1/2"	32	4
500T-32-5	1.1/2"	32	5
500T-32-6	1.1/2"	32	6
400T-40-1	2"	40	1
400T-40-2	2"	40	2
400T-40-3	2"	40	3
400T-40-4	2"	40	4
400T-40-5	2"	40	5
400T-40-6	2"	40	6
500T-50-1	2.1/2"	50	1
500T-50-2	2.1/2"	50	2
500T-50-3	2.1/2"	50	3
500T-50-4	2.1/2"	50	4
500T-50-5	2.1/2"	50	5
500T-50-6	2.1/2"	50	6

Tech Sheet 20441

Safety Relief Valves (Fig 542F)

Features:

- Easing lever
- Relief pressure can be set between 0.3 and 10.5 bar
- Suitable for hot water, saturated steam, compressed air and inert gasses, CO2 (to +20°C), ethylene glycol and potable water
- A viton seat option is also available on request

Working Temperature:
-20°C to +195°C

Maximum Working Pressure:
10.5 bar

WRAS

Flanged PN16 Inlet x BSPP Female Outlet

0115	Flange Size	Thread	Set Pressure Bar
542F-32-1	1.1/4"	1.1/4"	1
542F-32-2	1.1/4"	1.1/4"	2
542F-32-3	1.1/4"	1.1/4"	3
542F-32-4	1.1/4"	1.1/4"	4
542F-32-6	1.1/4"	1.1/4"	6
542F-40-1	1.1/2"	1.1/2"	1
542F-40-2	1.1/2"	1.1/2"	2
542F-40-3	1.1/2"	1.1/2"	3
542F-40-4	1.1/2"	1.1/2"	4
542F-40-6	1.1/2"	1.1/2"	6
542F-50-1	2"	2"	1
542F-50-2	2"	2"	2
542F-50-3	2"	2"	3
542F-50-4	2"	2"	4
542F-50-6	2"	2"	6
542F-63-1	2.1/2"	2.1/2"	1
542F-63-2	2.1/2"	2.1/2"	2
542F-63-3	2.1/2"	2.1/2"	3
542F-63-4	2.1/2"	2.1/2"	4
542F-63-6	2.1/2"	2.1/2"	6
542F-80-1	3"	3"	1
542F-80-2	3"	3"	2
542F-80-3	3"	3"	3
542F-80-4	3"	3"	4
542F-80-6	3"	3"	6

Tech Sheet 20442

Please Note: due to pressure setting and certification of this product, normal delivery will be up to 3 working days (manufacturers stock permitting), although a quicker service may be available if required.
Please contact our sales team.

We have listed all the popular sizes and pressure ratings, however other variations are available.

Individual test certificates to be requested at the time of orde

HAITIMA ACTUATION

Brass Nickel Plated Ball Valves Fitted with a Pneumatic Actuator

Features:
- Sized based on 10 bar pilot air and wet non-abrasive duty at +90°C

Working Temperature:
-20°C to +170°C (valve)
-20°C to +90°C (actuator)

Maximum Working Pressure:
40 bar

Single Acting, BSPP

0929	Thread
HSA 6400-12	1/2"
HSA 6400-34	3/4"
HSA 6400-1	1"
HSA 6400-114	1.1/4"
HSA 6400-112	1.1/2"
HSA 6400-2	2"
Tech Sheet 6184	

Double Acting, BSPP

0929	Thread
HDA 6400-12	1/2"
HDA 6400-34	3/4"
HDA 6400-1	1"
HDA 6400-114	1.1/4"
HDA 6400-112	1.1/2"
HDA 6400-2	2"
Tech Sheet 6184	

HAITIMA ACTUATION

Brass Nickel Plated Ball Valves Fitted with a Pneumatic Actuator

Features:
- Sized based on 10 bar pilot air and wet non-abrasive duty at +90°C

Working Temperature:
-20°C to +130°C (valve)
-20°C to +90°C (actuator)

Maximum Working Pressure:
40 bar

Single Acting, BSPP

0929	Thread
HSA 1021-14	1/4"
HSA 1021-38	3/8"
Tech Sheet 6185	

Double Acting, BSPP

0929	Thread
HDA 1021-14	1/4"
HDA 1021-38	3/8"
Tech Sheet 6185	

You might also need...
NAMUR Solenoid Valves and Mechanical Switch Boxes
...see pages **1020-1022**

HAITIMA ACTUATION

Brass Nickel Plated 3 Way Ball Valves Fitted with a Pneumatic Actuator

Features:
- Sized based on 10 bar pilot air and wet non-abrasive duty at +90°C

Working Temperature:
-20°C to +130°C (valve)
-20°C to +90°C (actuator)

Single Acting, L Port, BSPP

0929	Thread	Max Pressure bar
HSA 1071-14	1/4"	40
HSA 1071-38	3/8"	40
HSA 1071-12	1/2"	40
HSA 1071-34	3/4"	40
HSA 1071-1	1"	40
HSA 1071-114	1.1/4"	40
HSA 1071-112	1.1/2"	25
HSA 1071-2	2"	25
Tech Sheet 6186		

Double Acting, L Port, BSPP

0929	Thread	Max Pressure bar
HDA 1071-14	1/4"	40
HDA 1071-38	3/8"	40
HDA 1071-12	1/2"	40
HDA 1071-34	3/4"	40
HDA 1071-1	1"	40
HDA 1071-114	1.1/4"	40
HDA 1071-112	1.1/2"	25
HDA 1071-2	2"	25
Tech Sheet 6186		

Single Acting, T Port, BSPP

0929	Thread	Max Pressure bar
HSA 1070-14	1/4"	40
HSA 1070-38	3/8"	40
HSA 1070-12	1/2"	40
HSA 1070-34	3/4"	40
HSA 1070-1	1"	40
HSA 1070-114	1.1/4"	40
HSA 1070-112	1.1/2"	25
HSA 1070-2	2"	25
Tech Sheet 6186		

Double Acting, T Port, BSPP

0929	Thread	Max Pressure bar
HDA 1070-14	1/4"	40
HDA 1070-38	3/8"	40
HDA 1070-12	1/2"	40
HDA 1070-34	3/4"	40
HDA 1070-1	1"	40
HDA 1070-114	1.1/4"	40
HDA 1070-112	1.1/2"	25
HDA 1070-2	2"	25
Tech Sheet 6186		

HAITIMA ACTUATION

Stainless Steel Full Bore Ball Valves Fitted with a Pneumatic Actuator

Features:
- ATEX II 2GD c T5 certificatio
- Sized based on 10 bar pilot air and wet non-abrasive duty at +90°C

Working Temperature:
-20°C to +200°C (valve)
-20°C to +90°C (actuator)

Maximum Working Pressure:
63 bar

Single Acting

0929	Thread
HSA 2006SD-14	1/4"
HSA 2006SD-38	3/8"
HSA 2006SD-12	1/2"
HSA 2006SD-34	3/4"
HSA 2006SD-1	1"
HSA 2006SD-114	1.1/4"
HSA 2006SD-112	1.1/2"
HSA 2006SD-2	2"
Tech Sheet 6187	

Double Acting

0929	Thread
HDA 2006SD-14	1/4"
HDA 2006SD-38	3/8"
HDA 2006SD-12	1/2"
HDA 2006SD-34	3/4"
HDA 2006SD-1	1"
HDA 2006SD-114	1.1/4"
HDA 2006SD-112	1.1/2"
HDA 2006SD-2	2"
Tech Sheet 6187	

HAITIMA ACTUATION

Stainless Steel Full Bore Ball Valves Fitted with a Pneumatic Actuator

Features:

- ATEX II 2GD c T5 certificatio
- Sized based on 10 bar pilot air and wet non-abrasive duty at +90°C

Working Temperature:
-20°C to +200°C (valve)
-20°C to +90°C (actuator)

Maximum Working Pressure:
63 bar

Single Acting, BSPP

0929	Thread
HSA 2013ND-14	1/4"
HSA 2013ND-38	3/8"
HSA 2013ND-12	1/2"
HSA 2013ND-34	3/4"
HSA 2013ND-1	1"
HSA 2013ND-114	1.1/4"
HSA 2013ND-112	1.1/2"
HSA 2013ND-2	2"
HSA 2013ND-212	2.1/2"
HSA 2013ND-3	3"
HSA 2013ND-4	4"
Tech Sheet 6188	

Single Acting, Butt Weld

0929	Size
HSA 2012ND-12	1/2"
HSA 2012ND-34	3/4"
HSA 2012ND-1	1"
HSA 2012ND-114	1.1/4"
HSA 2012ND-112	1.1/2"
HSA 2012ND-2	2"
HSA 2012ND-212	2.1/2"
HSA 2012ND-3	3"
HSA 2012ND-4	4"
Tech Sheet 6188	

Single Acting, Socket Weld

0929	Size
HSA 2011ND-38	3/8"
HSA 2011ND-12	1/2"
HSA 2011ND-34	3/4"
HSA 2011ND-1	1"
HSA 2011ND-114	1.1/4"
HSA 2011ND-112	1.1/2"
HSA 2011ND-2	2"
HSA 2011ND-212	2.1/2"
HSA 2011ND-3	3"
HSA 2011ND-4	4"
Tech Sheet 6188	

Double Acting, BSPP

0929	Thread
HDA 2013ND-14	1/4"
HDA 2013ND-38	3/8"
HDA 2013ND-12	1/2"
HDA 2013ND-34	3/4"
HDA 2013ND-1	1"
HDA 2013ND-114	1.1/4"
HDA 2013ND-112	1.1/2"
HDA 2013ND-2	2"
HDA 2013ND-212	2.1/2"
HDA 2013ND-3	3"
HDA 2013ND-4	4"
Tech Sheet 6188	

Double Acting, Butt Weld

0929	Size
HDA 2012ND-12	1/2"
HDA 2012ND-34	3/4"
HDA 2012ND-1	1"
HDA 2012ND-114	1.1/4"
HDA 2012ND-112	1.1/2"
HDA 2012ND-2	2"
HDA 2012ND-212	2.1/2"
HDA 2012ND-3	3"
HDA 2012ND-4	4"
Tech Sheet 6188	

Double Acting, Socket Weld

0929	Size
HDA 2011ND-12	1/2"
HDA 2011ND-34	3/4"
HDA 2011ND-1	1"
HDA 2011ND-114	1.1/4"
HDA 2011ND-112	1.1/2"
HDA 2011ND-2	2"
HDA 2011ND-212	2.1/2"
HDA 2011ND-3	3"
HDA 2011ND-4	4"
Tech Sheet 6188	

HAITIMA ACTUATION

HAITIMA

Features:

- Fire Safe approved and anti-static device (valve only)
- ATEX II 2GD c T5 certificatio
- Sized based on 10 bar pilot air and wet non-abrasive duty at +90°C

Working Temperature:
-20°C to +220°C (valve)
-20°C to +90°C (actuator)

For saturated steam up to 12 bar - use an actuated valve with a TSM

Fire Safe Stainless Steel Ball Valves Fitted with a Pneumatic Actuator

Single Acting, BSPP

0929	Thread	Max Pressure bar
HSA 2013KMD-12	1/2"	138
HSA 2013KMD-34	3/4"	138
HSA 2013KMD-1	1"	138
HSA 2013KMD-114	1.1/4"	103
HSA 2013KMD-112	1.1/2"	103
HSA 2013KMD-2	2"	103
HSA 2013KMD-212	2.1/2"	63
HSA 2013KMD-3	3"	63
Tech Sheet 6189		

Double Acting, BSPP

0929	Thread	Max Pressure bar
HDA 2013KMD-12	1/2"	138
HDA 2013KMD-34	3/4"	138
HDA 2013KMD-1	1"	138
HDA 2013KMD-114	1.1/4"	103
HDA 2013KMD-112	1.1/2"	103
HDA 2013KMD-2	2"	103
HDA 2013KMD-212	2.1/2"	63
HDA 2013KMD-3	3"	63
Tech Sheet 6189		

Single Acting, Butt Weld

0929	Size	Max Pressure bar
HSA 2012KMD-12	1/2"	138
HSA 2012KMD-34	3/4"	138
HSA 2012KMD-1	1"	138
HSA 2012KMD-112	1.1/2"	103
HSA 2012KMD-2	2"	103
Tech Sheet 6189		

Double Acting, Butt Weld

0929	Size	Max Pressure bar
HDA 2012KMD-12	1/2"	138
HDA 2012KMD-34	3/4"	138
HDA 2012KMD-1	1"	138
HDA 2012KMD-112	1.1/2"	103
HDA 2012KMD-2	2"	103
Tech Sheet 6189		

Single Acting, Socket Weld

0929	Thread	Max Pressure bar
HSA 2011KMD-12	1/2"	138
HSA 2011KMD-34	3/4"	138
HSA 2011KMD-1	1"	138
HSA 2011KMD-114	1.1/4"	103
HSA 2011KMD-112	1.1/2"	103
HSA 2011KMD-2	2"	103
Tech Sheet 6189		

Double Acting, Socket Weld

0929	Thread	Max Pressure bar
HDA 2011KMD-12	1/2"	138
HDA 2011KMD-34	3/4"	138
HDA 2011KMD-1	1"	138
HDA 2011KMD-114	1.1/4"	103
HDA 2011KMD-112	1.1/2"	103
HDA 2011KMD-2	2"	103
Tech Sheet 6189		

Fire Safe Carbon Steel Ball Valves Fitted with a Pneumatic Actuator

Single Acting, BSPP

0929	Thread	Max Pressure bar
HSA 2013KMD-12C	1/2"	138
HSA 2013KMD-34C	3/4"	138
HSA 2013KMD-1C	1"	138
HSA 2013KMD-114C	1.1/4"	103
HSA 2013KMD-112C	1.1/2"	103
HSA 2013KMD-2C	2"	103
HSA 2013KMD-212C	2.1/2"	63
HSA 2013KMD-3C	3"	63
Tech Sheet 6189		

Double Acting, BSPP

0929	Thread	Max Pressure bar
HDA 2013KMD-12C	1/2"	138
HDA 2013KMD-34C	3/4"	138
HDA 2013KMD-1C	1"	138
HDA 2013KMD-114C	1.1/4"	103
HDA 2013KMD-112C	1.1/2"	103
HDA 2013KMD-2C	2"	103
HDA 2013KMD-212C	2.1/2"	63
HDA 2013KMD-3C	3"	63
Tech Sheet 6189		

HAITIMA ACTUATION

HAITIMA GENEBRE

Stainless Steel 3 Way Ball Valves Fitted with a Pneumatic Actuator

Features:

- Sized based on 10 bar pilot air and wet non-abrasive duty at +90°C

Working Temperature:
-25°C to +180°C (valve)
-20°C to +90°C (actuator)

Maximum Working Pressure:
63 bar

Single Acting, L Port, BSPP

0929	Thread
HSA 2040-14	1/4"
HSA 2040-38	3/8"
HSA 2040-12	1/2"
HSA 2040-34	3/4"
HSA 2040-1	1"
HSA 2040-114	1.1/4"
HSA 2040-112	1.1/2"
HSA 2040-2	2"
HSA 2040-212	2.1/2"
Tech Sheet 6190	

Double Acting, L Port, BSPP

0929	Thread
HDA 2040-14	1/4"
HDA 2040-38	3/8"
HDA 2040-12	1/2"
HDA 2040-34	3/4"
HDA 2040-1	1"
HDA 2040-114	1.1/4"
HDA 2040-112	1.1/2"
HDA 2040-2	2"
HDA 2040-212	2.1/2"
Tech Sheet 6190	

Single Acting, T Port, BSPP

0929	Thread
HSA 2041-14	1/4"
HSA 2041-38	3/8"
HSA 2041-12	1/2"
HSA 2041-34	3/4"
HSA 2041-1	1"
HSA 2041-114	1.1/4"
HSA 2041-112	1.1/2"
HSA 2041-2	2"
HSA 2041-212	2.1/2"
Tech Sheet 6190	

Double Acting, T Port, BSPP

0929	Thread
HDA 2041-14	1/4"
HDA 2041-38	3/8"
HDA 2041-12	1/2"
HDA 2041-34	3/4"
HDA 2041-1	1"
HDA 2041-114	1.1/4"
HDA 2041-112	1.1/2"
HDA 2041-2	2"
HDA 2041-212	2.1/2"
Tech Sheet 6190	

Looking for bespoke Flow Path Configuration?
Contact our technical team.

FT PRO

Customers who bought from this page also purchased
Flat Brass & Sintered Bronze Silencers
see page **631**

HAITIMA ACTUATION

HAITIMA

Stainless Steel Hygienic Ball Valves Fitted with a Pneumatic Actuator

Features:
- Cavity filled seat
- ATEX II 2GD c T5 certificatio
- Sized based on 10 bar pilot air and wet non-abrasive duty at +90°C

Working Temperature:
-20°C to +200°C (valve)
-20°C to +90°C (actuator)

Maximum Working Pressure:
10 bar
Suitable for up to 10 bar saturated steam with a TSM

Single Acting, Butt Weld

0929	Size
HSA 2012CD-12	1/2"
HSA 2012CD-34	3/4"
HSA 2012CD-1	1"
HSA 2012CD-112	1.1/2"
HSA 2012CD-2	2"
HSA 2012CD-212	2.1/2"
HSA 2012CD-3	3"
HSA 2012CD-4	4"
Tech Sheet 6191	

Double Acting, Butt Weld

0929	Size
HDA 2012CD-12	1/2"
HDA 2012CD-34	3/4"
HDA 2012CD-1	1"
HDA 2012CD-112	1.1/2"
HDA 2012CD-2	2"
HDA 2012CD-212	2.1/2"
HDA 2012CD-3	3"
HDA 2012CD-4	4"
Tech Sheet 6191	

Single Acting, Clamp

0929	Size
HSA 2013CD-12	1/2"
HSA 2013CD-34	3/4"
HSA 2013CD-1	1"
HSA 2013CD-112	1.1/2"
HSA 2013CD-2	2"
HSA 2013CD-212	2.1/2"
HSA 2013CD-3	3"
HSA 2013CD-4	4"
Tech Sheet 6191	

Double Acting, Clamp

0929	Size
HDA 2013CD-12	1/2"
HDA 2013CD-34	3/4"
HDA 2013CD-1	1"
HDA 2013CD-112	1.1/2"
HDA 2013CD-2	2"
HDA 2013CD-212	2.1/2"
HDA 2013CD-3	3"
HDA 2013CD-4	4"
Tech Sheet 6191	

Stainless Steel Hygienic 3 Way Ball Valves Fitted with a Pneumatic Actuator

Features:
- Cavity filled seat
- Sized based on 10 bar pilot air and wet non-abrasive duty at +90°C

Working Temperature:
-20°C to +200°C (valve)
-20°C to +90°C (actuator)

Maximum Working Pressure:
10 bar
Suitable for up to 10 bar saturated steam with a TSM

Single Acting, L Port, Butt Weld

0929	Size
HSA 2057CBL-12	1/2"
HSA 2057CBL-1	1"
HSA 2057CBL-112	1.1/2"
HSA 2057CBL-2	2"
HSA 2057CBL-212	2.1/2"
HSA 2057CBL-3	3"
HSA 2057CBL-4	4"
Tech Sheet 6192	

Double Acting, L Port, Butt Weld

0929	Size
HDA 2057CBL-12	1/2"
HDA 2057CBL-1	1"
HDA 2057CBL-112	1.1/2"
HDA 2057CBL-2	2"
HDA 2057CBL-212	2.1/2"
HDA 2057CBL-3	3"
HDA 2057CBL-4	4"
Tech Sheet 6192	

Single Acting, T Port, Butt Weld

0929	Size
HSA 2057CBT-12	1/2"
HSA 2057CBT-1	1"
HSA 2057CBT-112	1.1/2"
HSA 2057CBT-2	2"
HSA 2057CBT-212	2.1/2"
HSA 2057CBT-3	3"
HSA 2057CBT-4	4"
Tech Sheet 6192	

Double Acting, T Port, Butt Weld

0929	Size
HDA 2057CBT-12	1/2"
HDA 2057CBT-1	1"
HDA 2057CBT-112	1.1/2"
HDA 2057CBT-2	2"
HDA 2057CBT-212	2.1/2"
HDA 2057CBT-3	3"
HDA 2057CBT-4	4"
Tech Sheet 6192	

HAITIMA ACTUATION

HAITIMA

Fire Safe Stainless Steel Ball Valves Fitted with a Pneumatic Actuator

Features:

- Fire Safe approved and anti-static device (valve only)
- ATEX II 2GD c T5 certificatio
- Sized based on 10 bar pilot air and wet non-abrasive duty at +90°C

Working Temperature:
-20°C to +200°C (valve)
-20°C to +90°C (actuator)

Suitable for up to 12 bar saturated steam with a TSM

Single Acting, Flanged PN16

0929	Size	Max Pressure bar
HSA 2019D 04	1/2"	40
HSA 2019D 05	3/4"	40
HSA 2019D 06	1"	40
HSA 2019D 07	1.1/4"	40
HSA 2019D 08	1.1/2"	40
HSA 2019D 09	2"	40
HSA 2019D 10	2.1/2"	16
HSA 2019D 11	3"	16
HSA 2019D 12	4"	16
HSA 2019D 13	5"	16
HSA 2019D 14	6"	16
HSA 2019D 16	8"	16
Tech Sheet 6193		

Double Acting, Flanged PN16

0929	Size	Max Pressure bar
HDA 2019D 04	1/2"	40
HDA 2019D 05	3/4"	40
HDA 2019D 06	1"	40
HDA 2019D 07	1.1/4"	40
HDA 2019D 08	1.1/2"	40
HDA 2019D 09	2"	40
HDA 2019D 10	2.1/2"	16
HDA 2019D 11	3"	16
HDA 2019D 12	4"	16
HDA 2019D 13	5"	16
HDA 2019D 14	6"	16
HDA 2019D 16	8"	16
Tech Sheet 6193		

Single Acting, Flanged PN40

0929	Size	Max Pressure bar
HSA 2019D4 10	2.1/2"	40
HSA 2019D4 11	3"	40
HSA 2019D4 12	4"	40
Tech Sheet 6193		

Double Acting, Flanged PN40

0929	Size	Max Pressure bar
HDA 2019D4 10	2.1/2"	40
HDA 2019D4 11	3"	40
HDA 2019D4 12	4"	40
Tech Sheet 6193		

FT PRO

You might also need...
Stainless Steel Flanges
...see page **1195**

HAITIMA ACTUATION

Stainless Steel Flanged Ball Valves Fitted with a Pneumatic Actuator

Features:

- Fire Safe approved and anti-static device (valve only)
- ATEX II 2GD c T5 certificatio
- Sized based on 10 bar pilot air and wet non-abrasive duty at +90°C

Working Temperature:
-20°C to +230°C (valve)
-20°C to +90°C (actuator)

Maximum Working Pressure:
19.6 bar
Suitable for up to 12 bar saturated steam with a TSM

Single Acting, ANSI150

0929	Size
HSA 2020D 04	1/2"
HSA 2020D 05	3/4"
HSA 2020D 06	1"
HSA 2020D 07	1.1/4"
HSA 2020D 08	1.1/2"
HSA 2020D 09	2"
HSA 2020D 10	2.1/2"
HSA 2020D 11	3"
HSA 2020D 12	4"
HSA 2020D 14	6"
Tech Sheet 6194	

Double Acting, ANSI150

0929	Size
HDA 2020D 04	1/2"
HDA 2020D 05	3/4"
HDA 2020D 06	1"
HDA 2020D 07	1.1/4"
HDA 2020D 08	1.1/2"
HDA 2020D 09	2"
HDA 2020D 10	2.1/2"
HDA 2020D 11	3"
HDA 2020D 12	4"
HDA 2020D 14	6"
Tech Sheet 6194	

HAITIMA ACTUATION

Cast Iron Flanged Ball Valves Fitted with a Pneumatic Actuator

Features:

- 304 stainless steel ball and stem
- ATEX II 2GD c T5 certificatio
- Sized based on 10 bar pilot air and wet non-abrasive duty at +90°C

Working Temperature:
-10°C to +200°C (valve)
-20°C to +90°C (actuator)

Maximum Working Pressure:
16 bar

Single Acting, PN16

0929	Size
HSA 150HIT 04	1/2"
HSA 150HIT 05	3/4"
HSA 150HIT 06	1"
HSA 150HIT 07	1.1/4"
HSA 150HIT 08	1.1/2"
HSA 150HIT 09	2"
HSA 150HIT 10	2.1/2"
HSA 150HIT 11	3"
HSA 150HIT 12	4"
HSA 150HIT 13	5"
HSA 150HIT 14	6"
HSA 150HIT 16	8"
Tech Sheet 6200	

Double Acting, PN16

0929	Size
HDA 150HIT 04	1/2"
HDA 150HIT 05	3/4"
HDA 150HIT 06	1"
HDA 150HIT 07	1.1/4"
HDA 150HIT 08	1.1/2"
HDA 150HIT 09	2"
HDA 150HIT 10	2.1/2"
HDA 150HIT 11	3"
HDA 150HIT 12	4"
HDA 150HIT 13	5"
HDA 150HIT 14	6"
HDA 150HIT 16	8"
Tech Sheet 6200	

HAITIMA ACTUATION

HAITIMA

Stainless Steel Flanged 3 Way Ball Valves Fitted with a Pneumatic Actuator

Features:

- Sized based on 10 bar pilot air and wet non-abrasive duty at +90°C

Working Temperature:
-20°C to +200°C (valve)
-20°C to +90°C (actuator)

Maximum Working Pressure:
16 bar: PN16
19.6 bar: ANSI150

Single Acting, L Port, PN16

0929	Size
HSA 2059DL16 04	1/2"
HSA 2059DL16 06	1"
HSA 2059DL16 08	1.1/2"
HSA 2059DL16 09	2"
HSA 2059DL16 10	2.1/2"
HSA 2059DL16 11	3"
HSA 2059DL16 12	4"
HSA 2059DL16 14	6"
Tech Sheet 6195	

Double Acting, L Port PN16

0929	Size
HDA 2059DL16 04	1/2"
HDA 2059DL16 06	1"
HDA 2059DL16 08	1.1/2"
HDA 2059DL16 09	2"
HDA 2059DL16 10	2.1/2"
HDA 2059DL16 11	3"
HDA 2059DL16 12	4"
HDA 2059DL16 14	6"
Tech Sheet 6195	

Single Acting, L Port, ANSI150

0929	Size
HSA 2059DL150 04	1/2"
HSA 2059DL150 06	1"
HSA 2059DL150 08	1.1/2"
HSA 2059DL150 09	2"
HSA 2059DL150 11	3"
HSA 2059DL150 12	4"
HSA 2059DL150 14	6"
Tech Sheet 6195	

Double Acting, L Port ANSI150

0929	Size
HDA 2059DL150 04	1/2"
HDA 2059DL150 06	1"
HDA 2059DL150 08	1.1/2"
HDA 2059DL150 09	2"
HDA 2059DL150 11	3"
HDA 2059DL150 12	4"
HDA 2059DL150 14	6"
Tech Sheet 6195	

Single Acting, T Port, PN16

0929	Size
HSA 2059DT16 04	1/2"
HSA 2059DT16 06	1"
HSA 2059DT16 08	1.1/2"
HSA 2059DT16 09	2"
HSA 2059DT16 10	2.1/2"
HSA 2059DT16 11	3"
HSA 2059DT16 12	4"
HSA 2059DT16 14	6"
Tech Sheet 6195	

Double Acting, T Port PN16

0929	Size
HDA 2059DT16 04	1/2"
HDA 2059DT16 06	1"
HDA 2059DT16 08	1.1/2"
HDA 2059DT16 09	2"
HDA 2059DT16 10	2.1/2"
HDA 2059DT16 11	3"
HDA 2059DT16 12	4"
HDA 2059DT16 14	6"
Tech Sheet 6195	

Single Acting, T Port, ANSI150

0929	Size
HSA 2059DT150 04	1/2"
HSA 2059DT150 06	1"
HSA 2059DT150 08	1.1/2"
HSA 2059DT150 09	2"
HSA 2059DT150 11	3"
HSA 2059DT150 12	4"
HSA 2059DT150 14	6"
Tech Sheet 6195	

Double Acting, T Port ANSI150

0929	Size
HDA 2059DT150 04	1/2"
HDA 2059DT150 06	1"
HDA 2059DT150 08	1.1/2"
HDA 2059DT150 09	2"
HDA 2059DT150 11	3"
HDA 2059DT150 12	4"
HDA 2059DT150 14	6"
Tech Sheet 6195	

HAITIMA ACTUATION

Wafer Pattern Butterfly alves Fitted with a Pneumatic Actuator

Features:

- To suit flanges PN6/10/16, ANSI150 and BS 10 able D/E
- Sized based on 10 bar pilot air and wet non-abrasive duty at +80°C

Working Temperature:
-20°C to +120°C (WA and WC)
0°C to +80°C (WB and WD)
-20°C to 90°C (actuator)
Excluding ice and steam

Maximum Working Pressure:
16 bar

Single Acting, Ductile Iron Body, EPDM Liner, Stainless Steel Disc (WRAS Approved Valve)

0929	Size
HSA 2014WA 08	1.1/2"
HSA 2014WA 09	2"
HSA 2014WA 10	2.1/2"
HSA 2014WA 11	3"
HSA 2014WA 12	4"
HSA 2014WA 13	5"
HSA 2014WA 14	6"
HSA 2014WA 16	8"
HSA 2014WA 18	10"
HSA 2014WA 20	12"
Tech Sheet 6204	

Double Acting, Ductile Iron Body, EPDM Liner, Stainless Steel Disc (WRAS Approved Valve)

0929	Size
HDA 2014WA 08	1.1/2"
HDA 2014WA 09	2"
HDA 2014WA 10	2.1/2"
HDA 2014WA 11	3"
HDA 2014WA 12	4"
HDA 2014WA 13	5"
HDA 2014WA 14	6"
HDA 2014WA 16	8"
HDA 2014WA 18	10"
HDA 2014WA 20	12"
Tech Sheet 6204	

Single Acting, Cast Iron Body, NBR Liner, Stainless Steel Disc

0929	Size
HSA 2014WB 08	1.1/2"
HSA 2014WB 09	2"
HSA 2014WB 10	2.1/2"
HSA 2014WB 11	3"
HSA 2014WB 12	4"
HSA 2014WB 13	5"
HSA 2014WB 14	6"
HSA 2014WB 16	8"
HSA 2014WB 18	10"
HSA 2014WB 20	12"
Tech Sheet 6204	

Double Acting, Cast Iron Body, NBR Liner, Stainless Steel Disc

0929	Size
HDA 2014WB 08	1.1/2"
HDA 2014WB 09	2"
HDA 2014WB 10	2.1/2"
HDA 2014WB 11	3"
HDA 2014WB 12	4"
HDA 2014WB 13	5"
HDA 2014WB 14	6"
HDA 2014WB 16	8"
HDA 2014WB 18	10"
HDA 2014WB 20	12"
Tech Sheet 6204	

Single Acting, Cast Iron Body, EPDM Liner, Ductile Iron Nickel Plated Disc

0929	Size
HSA 2014WC 09	2"
HSA 2014WC 10	2.1/2"
HSA 2014WC 11	3"
HSA 2014WC 12	4"
HSA 2014WC 13	5"
HSA 2014WC 14	6"
HSA 2014WC 16	8"
HSA 2014WC 18	10"
HSA 2014WC 20	12"
Tech Sheet 6204	

Double Acting, Cast Iron Body, EPDM Liner, Ductile Iron Nickel Plated Disc

0929	Size
HDA 2014WC 09	2"
HDA 2014WC 10	2.1/2"
HDA 2014WC 11	3"
HDA 2014WC 12	4"
HDA 2014WC 13	5"
HDA 2014WC 14	6"
HDA 2014WC 16	8"
HDA 2014WC 18	10"
HDA 2014WC 20	12"
Tech Sheet 6204	

Single Acting, Cast Iron Body, NBR Liner, Ductile Iron Nickel Plated Disc

0929	Size
HSA 2014WD 09	2"
HSA 2014WD 10	2.1/2"
HSA 2014WD 11	3"
HSA 2014WD 12	4"
HSA 2014WD 13	5"
HSA 2014WD 14	6"
HSA 2014WD 16	8"
HSA 2014WD 18	10"
HSA 2014WD 20	12"
Tech Sheet 6204	

Double Acting, Cast Iron Body, NBR Liner, Ductile Iron Nickel Plated Disc

0929	Size
HDA 2014WD 09	2"
HDA 2014WD 10	2.1/2"
HDA 2014WD 11	3"
HDA 2014WD 12	4"
HDA 2014WD 13	5"
HDA 2014WD 14	6"
HDA 2014WD 16	8"
HDA 2014WD 18	10"
HDA 2014WD 20	12"
Tech Sheet 6204	

You might also need...
NAMUR 5/2 Solenoid Valve
...see page **1020**

HAITIMA ACTUATION

Wafer Pattern Butterfly alves Fitted with a Pneumatic Actuator

Features:
- To suit flanges PN6/10/16, ANSI150 and BS 10 able D/E
- Sized based on 10 bar pilot air and wet non-abrasive duty at +80°C

Working Temperature:
-40°C to +200°C (valve)
-20°C to +90°C (actuator)

Single Acting, Ductile Iron Body, Fully Lined PTFE

0929	Size	Max Pressure bar
HSA 2014WP 09	2"	16
HSA 2014WP 10	2.1/2"	16
HSA 2014WP 11	3"	16
HSA 2014WP 12	4"	16
HSA 2014WP 13	5"	16
HSA 2014WP 14	6"	16
HSA 2014WP 16	8"	16
HSA 2014WP 18	10"	16
HSA 2014WP 20	12"	10
Tech Sheet 6205		

Double Acting, Ductile Iron Body, Fully Lined PTFE

0929	Size	Max Pressure bar
HDA 2014WP 09	2"	16
HDA 2014WP 10	2.1/2"	16
HDA 2014WP 11	3"	16
HDA 2014WP 12	4"	16
HDA 2014WP 13	5"	16
HDA 2014WP 14	6"	16
HDA 2014WP 16	8"	16
HDA 2014WP 18	10"	16
HDA 2014WP 20	12"	10
Tech Sheet 6205		

Lugged & Tapped Butterfly alves Fitted with a Pneumatic Actuator

Features:
- To suit PN16 flanges
- Sized based on 10 bar pilot air and wet non-abrasive duty at +80°C

Working Temperature:
-20°C to +120°C (2014LA)
0°C to +80°C (2014LB)
-20°C to +90°C (actuator)
Excluding ice and steam

Maximum Working Pressure:
16 bar

Single Acting, Ductile Iron Body, EPDM Liner, Stainless Steel Disc (WRAS Approved Valve)

0929	Size
HSA 2014LA 08	1.1/2"
HSA 2014LA 09	2"
HSA 2014LA 10	2.1/2"
HSA 2014LA 11	3"
HSA 2014LA 12	4"
HSA 2014LA 13	5"
HSA 2014LA 14	6"
HSA 2014LA 16	8"
HSA 2014LA 18	10"
HSA 2014LA 20	12"
Tech Sheet 6206	

Double Acting, Ductile Iron Body, EPDM Liner, Stainless Steel Disc (WRAS Approved Valve)

0929	Size
HDA 2014LA 08	1.1/2"
HDA 2014LA 09	2"
HDA 2014LA 10	2.1/2"
HDA 2014LA 11	3"
HDA 2014LA 12	4"
HDA 2014LA 13	5"
HDA 2014LA 14	6"
HDA 2014LA 16	8"
HDA 2014LA 18	10"
HDA 2014LA 20	12"
Tech Sheet 6206	

Single Acting, Ductile Iron Body, NBR Liner, Stainless Steel Disc

0929	Size
HDA 2014LB 08	1.1/2"
HDA 2014LB 09	2"
HDA 2014LB 10	2.1/2"
HDA 2014LB 11	3"
HDA 2014LB 12	4"
HDA 2014LB 13	5"
HDA 2014LB 14	6"
HDA 2014LB 16	8"
HDA 2014LB 18	10"
HDA 2014LB 20	12"
Tech Sheet 6206	

Double Acting, Ductile Iron Body, NBR Liner, Stainless Steel Disc

0929	Size
HSA 2014LB 08	1.1/2"
HSA 2014LB 09	2"
HSA 2014LB 10	2.1/2"
HSA 2014LB 11	3"
HSA 2014LB 12	4"
HSA 2014LB 13	5"
HSA 2014LB 14	6"
HSA 2014LB 16	8"
HSA 2014LB 18	10"
HSA 2014LB 20	12"
Tech Sheet 6206	

ACTUATED KNIFE GATE VALVES

Features:
- ATEX II 3GD T3 certification
- Provides high flow rates with low pressure drop
- Other sizes or flange dimensions are available on request

Type A Unidirectional Knife Gate Valves Fitted with a Pneumatic Cylinder

- Suitable for liquids that contain a maximum of 5% suspended solids

Pressure Equipment Directive:
DIR 97/23/EC (PED) Art. 4.3, Cat. 1

Working Temperature:
0°C to +90°C

Double Acting, Cast Iron Body, 304SS Blade, EPDM Seat

0944	Size	DN	Flange	Max Pressure bar
A1N2H2 09	2"	50	PN10/16	10
A1N2H2 10	2.1/2"	65	PN10/16	10
A1N2H2 11	3"	80	PN10/16	10
A1N2H2 12	4"	100	PN10/16	10
A1N2H2 13	5"	125	PN10/16	10
A1N2H2 14	6"	150	PN10/16	10
A1N2H2 16	8"	200	PN10	10
A1N2H2 18	10"	250	PN10	10
A1N2H2 20	12"	300	PN10	6
A3N2H2 16	8"	200	PN16	10
A3N2H2 18	10"	250	PN16	10
A3N2H2 20	12"	300	PN16	6
Tech Sheet 10246				

Type AB Bidirectional Knife Gate Valves Fitted with a Pneumatic Cylinder

- Suitable for liquids that contain a maximum of 4% suspended solids

Pressure Equipment Directive:
DIR 97/23/EC (PED) Art. 4.3, Cat. 1

Working Temperature:
0°C to +90°C

Double Acting, Cast Iron Body, 304SS Blade, EPDM Seat

0944	Size	DN	Flange	Max Pressure bar
AB1N2H2 09	2"	50	PN10/16	10
AB1N2H2 10	2.1/2"	65	PN10/16	10
AB1N2H2 11	3"	80	PN10/16	10
AB1N2H2 12	4"	100	PN10/16	10
AB1N2H2 13	5"	125	PN10/16	10
AB1N2H2 14	6"	150	PN10/16	10
AB1N2H2 16	8"	200	PN10	8
AB1N2H2 18	10"	250	PN10	6
AB1N2H2 20	12"	300	PN10	6
Tech Sheet 6242				

Limit Switches are also available on request
Please contact our sales team.

J+J ACTUATION

Brass Nickel Plated Ball Valves Fitted with a J2-10 Electric Actuator

Features:

- L10: 24V DC/V AC 50/60Hz
  H10: 110-240V DC/V AC 50/60Hz
- Failsafe and/or modulating configurations cannot be used with the J2-10 electric actuator
- Sized based on 10 bar wet non-abrasive duty at +70°C

Working Temperature:
-20°C to +170°C (valve)
-20°C to +70°C (actuator)

Maximum Working Pressure:
40 bar



BSPP, Low Voltage

0956	Thread
L10 6400-12	1/2"
L10 6400-34	3/4"
L10 6400-1	1"
L10 6400-114	1.1/4"
Tech Sheet 6259	

BSPP, High Voltage

0956	Thread
H10 6400-12	1/2"
H10 6400-34	3/4"
H10 6400-1	1"
H10 6400-114	1.1/4"
Tech Sheet 6259	

J+J ACTUATION

Brass Nickel Plated Ball Valves Fitted with a J2-10 Electric Actuator

Features:

- L10: 24V DC/V AC 50/60Hz
  H10: 110-240V DC/V AC 50/60Hz
- Failsafe and/or modulating configurations cannot be used with the J2-10 electric actuator
- Sized based on 10 bar wet non-abrasive duty at +70°C

Working Temperature:
-20°C to +130°C (valve)
-20°C to +70°C (actuator)

Maximum Working Pressure:
40 bar



BSPP, Low Voltage

0956	Thread
L10 1021-14	1/4"
L10 1021-38	3/8"
Tech Sheet 6260	

BSPP, High Voltage

0956	Thread
H10 1021-14	1/4"
H10 1021-38	3/8"
Tech Sheet 6260	

Do you require the WRAS certificate?
Contact our sales team and they will send this to you by email.

J+J ACTUATION

Brass Nickel Plated 3 Way Ball Valves Fitted with a J2-10 Electric Actuator

Features:

- L10: 24V DC/V AC 50/60Hz
  H10: 110-240V DC/V AC 50/60Hz
- Failsafe and/or modulating configurations cannot be used with the J2-10 electric actuator
- Sized based on 10 bar wet non-abrasive duty at +70°C

Working Temperature:
-20°C to +130°C (valve)
-20°C to +70°C (actuator)

Maximum Working Pressure:
40 bar

BSPP, Low Voltage, L Port

0956	Thread
L10 1071-14	1/4"
L10 1071-38	3/8"
L10 1071-12	1/2"
L10 1071-34	3/4"
Tech Sheet 6261	

BSPP, Low Voltage, T Port

0956	Thread
L10 1070-14	1/2"
L10 1070-38	3/4"
L10 1070-12	1"
L10 1070-34	1.1/4"
Tech Sheet 6259	

BSPP, High Voltage, L Port

0956	Thread
H10 1071-14	1/4"
H10 1071-38	3/8"
H10 1071-12	1/2"
H10 1071-34	3/4"
Tech Sheet 6261	

BSPP, High Voltage, T Port

0956	Thread
H10 1070-14	1/2"
H10 1070-38	3/4"
H10 1070-12	1"
H10 1070-34	1.1/4"
Tech Sheet 6259	

Brass Nickel Plated Ball Valves Fitted with a J4CS Electric Actuator

Features:

- Multi voltage 24-240V DC/V AC 50/60Hz
- Multicoloured LED light for continuous status feedback for the user
- Electronic torque limiter with auto gearbox relaxing
- Failsafe and/or modulating configurations can be used with the J4CS electric actuato
- Sized based on 10 bar wet non-abrasive duty at +70°C

Working Temperature:
-20°C to +130°C (valve)
-20°C to +70°C (actuator)

Maximum Working Pressure:
40 bar

BSPP, Multi Voltage

0956	Thread
S20 1021-14	1/4"
S20 1021-38	3/8"
Tech Sheet 6491	

Do you require...
failsafe and/or modulating configurations?
...see page **1019**



J+J ACTUATION

Brass Nickel Plated Ball Valves Fitted with a J4CS Electric Actuator

Features:

- Multi voltage 24-240 VDC/VAC 50/60Hz
- Multicoloured LED light for continuous status feedback for the user
- Electronic torque limiter with auto gearbox relaxing
- Failsafe and/or modulating configurations can be use with the J4CS electric actuator
- Sized based on 10 bar wet non-abrasive duty at +70°C

Working Temperature:
-20°C to +170°C (valve)
-20°C to +70°C (actuator)

Maximum Working Pressure:
40 bar

BSPP, Multi Voltage

0956	Thread
S20 6400-12	1/2"
S20 6400-34	3/4"
S20 6400-1	1"
S20 6400-114	1.1/4"
S20 6400-112	1.1/2"
S20 6400-2	2"
Tech Sheet 6497	

Features:

- Multi voltage 24-240 VDC/VAC 50/60Hz
- Multicoloured LED light for continuous status feedback for the user
- Electronic torque limiter with auto gearbox relaxing
- Failsafe and/or modulating configurations can be used with the J4CS electric actuato
- Sized based on 10 bar wet non-abrasive duty at +70°C

Working Temperature:
-20°C to +130°C (valve)
-20°C to +70°C (actuator)

BSPP, L Port, Multi Voltage

0956	Thread	Max Pressure bar
S20 1071-14	1/4"	40
S20 1071-38	3/8"	40
S20 1071-12	1/2"	40
S20 1071-34	3/4"	40
S20 1071-1	1"	40
S20 1071-114	1.1/4"	40
S35 1071-112	1.1/2"	25
S55 1071-2	2"	25
Tech Sheet 6495		

BSPP, T Port, Multi Voltage

0956	Thread	Max Pressure bar
S20 1070-14	1/4"	40
S20 1070-38	3/8"	40
S20 1070-12	1/2"	40
S20 1070-34	3/4"	40
S20 1070-1	1"	40
S20 1070-114	1.1/4"	40
S35 1070-112	1.1/2"	25
S55 1070-2	2"	25
Tech Sheet 6495		

Do you require the WRAS certificate?
Contact our sales team and they will send this to you by email.

J+J ACTUATION

Stainless Steel Ball Valves Fitted with a J4CS Electric Actuator

Features:

- Multi voltage 24-240 VDC/VAC 50/60Hz
- Multicoloured LED light for continuous status feedback for the user
- Electronic torque limiter with auto gearbox relaxing
- Failsafe and/or modulating configurations can be used with the J4CS electric actuator
- Sized based on 10 bar wet non-abrasive duty at +70°C

Working Temperature:
-20°C to +200°C (valve)
-20°C to +70°C (actuator)

Maximum Working Pressure:
63 bar

BSPP, Multi Voltage

0956	Thread
S20 2006SD-14	1/4"
S20 2006SD-38	3/8"
S20 2006SD-12	1/2"
S20 2006SD-34	3/4"
S20 2006SD-1	1"
S20 2006SD-114	1.1/4"
S20 2006SD-112	1.1/2"
S55 2006SD-2	2"
Tech Sheet 6496	

J+J ACTUATION

Stainless Steel Full Bore Ball Valves Fitted with a J4CS Electric Actuator

Features:

- Multi voltage 24-240 VDC/VAC 50/60Hz
- Multicoloured LED light for continuous status feedback for the user
- Electronic torque limiter with auto gearbox relaxing
- Failsafe and/or modulating configurations can be used with the J4CS electric actuator
- Sized based on 10 bar wet non-abrasive duty at +70°C

Working Temperature:
-20°C to +200°C (valve)
-20°C to +70°C (actuator)

Maximum Working Pressure:
63 bar

BSPP, Multi Voltage

0956	Thread
S20 2013ND-14	1/4"
S20 2013ND-38	3/8"
S20 2013ND-12	1/2"
S20 2013ND-34	3/4"
S20 2013ND-1	1"
S20 2013ND-114	1.1/4"
S35 2013ND-112	1.1/2"
S55 2013ND-2	2"
S55 2013ND-212	2.1/2"
S85 2013ND-3	3"
S140 2013ND-4	4"
Tech Sheet 6262	

Butt Weld, Multi Voltage

0956	Size
S20 2012ND-12	1/2"
S20 2012ND-34	3/4"
S20 2012ND-1	1"
S20 2012ND-114	1.1/4"
S35 2012ND-112	1.1/2"
S55 2012ND-2	2"
S55 2012ND-212	2.1/2"
S85 2012ND-3	3"
S140 2012ND-4	4"
Tech Sheet 6262	

Socket Weld, Multi Voltage

0956	Thread
S20 2011ND-12	1/2"
S20 2011ND-34	3/4"
S20 2011ND-1	1"
S20 2011ND-114	1.1/4"
S35 2011ND-112	1.1/2"
S55 2011ND-2	2"
S55 2011ND-212	2.1/2"
S85 2011ND-3	3"
S140 2011ND-4	4"
Tech Sheet 6262	

J+J ACTUATION

Fire Safe Ball Valves Fitted with a J4CS Electric Actuator

Features:
- Fire Safe approved and anti-static device (valve only)
- Multi voltage 24-240V DC/V AC 50/60Hz
- Multicoloured LED light for continuous status feedback for the user
- Electronic torque limiter with auto gearbox relaxing
- Failsafe and/or modulating configurations can be used with the J4CS electric actuator
- Sized based on 10 bar wet non-abrasive duty at +70°C

Working Temperature:
-20°C to +220°C (valve)
-20°C to +70°C (actuator)

Suitable for up to 12 bar saturated steam with a TSM

FIRE SAFE APPROVED

Stainless Steel, BSPP, Multi Voltage

0956	Thread	Max Pressure bar
S20 2013KMD-12	1/2"	138
S20 2013KMD-34	3/4"	138
S20 2013KMD-1	1"	138
S20 2013KMD-114	1.1/4"	103
S35 2013KMD-112	1.1/2"	103
S55 2013KMD-2	2"	103
S85 2013KMD-212	2.1/2"	63
S140 2013KMD-3	3"	63
Tech Sheet 6490		

Stainless Steel, Butt Weld, Multi Voltage

0956	Thread	Max Pressure bar
S20 2012KMD-12	1/2"	138
S20 2012KMD-34	3/4"	138
S20 2012KMD-1	1"	138
S35 2012KMD-112	1.1/2"	103
S55 2012KMD-2	2"	103
Tech Sheet 6490		

Stainless Steel, Socket Weld, Multi Voltage

0956	Thread	Max Pressure bar
S20 2011KMD-12	1/2"	138
S20 2011KMD-34	3/4"	138
S20 2011KMD-1	1"	138
S20 2011KMD-114	1.1/4"	103
S35 2011KMD-112	1.1/2"	103
S55 2011KMD-2	2"	103
Tech Sheet 6490		

Carbon Steel, BSPP, Multi Voltage

0956	Thread	Max Pressure bar
S20 2013KMD-12C	1/2"	138
S20 2013KMD-34C	3/4"	138
S20 2013KMD-1C	1"	138
S20 2013KMD-114C	1.1/4"	103
S35 2013KMD-112C	1.1/2"	103
S55 2013KMD-2C	2"	103
S85 2013KMD-212C	2.1/2"	63
S140 2013KMD-3C	3"	63
Tech Sheet 6490		

J+J ACTUATION

Stainless Steel 3 Way Ball Valves Fitted with a J4CS Electric Actuator

Features:
- Multi voltage 24-240V DC/V AC 50/60Hz
- Multicoloured LED light for continuous status feedback for the user
- Electronic torque limiter with auto gearbox relaxing
- Failsafe and/or modulating configurations can be used with the J4CS electric actuator
- Sized based on 10 bar wet non-abrasive duty at +70°C

Working Temperature:
-25°C to +180°C (valve)
-20°C to +70°C (actuator)

Maximum Working Pressure:
63 bar

BSPP, L Port, Multi Voltage

0956	Thread
S20 2040-14	1/4"
S20 2040-38	3/8"
S20 2040-12	1/2"
S20 2040-34	3/4"
S20 2040-1	1"
S35 2040-114	1.1/4"
S55 2040-112	1.1/2"
S85 2040-2	2"
S85 2040-212	2.1/2"
Tech Sheet 6489	

BSPP, T Port, Multi Voltage

0956	Thread
S20 2041-14	1/4"
S20 2041-38	3/8"
S20 2041-12	1/2"
S20 2041-34	3/4"
S20 2041-1	1"
S35 2041-114	1.1/4"
S55 2041-112	1.1/2"
S85 2041-2	2"
S85 2041-212	2.1/2"
Tech Sheet 6489	

J+J ACTUATION

Stainless Steel Hygienic Ball Valves Fitted with a J4CS Electric Actuator

Features:
- Cavity filled seats
- Multi voltage 24-240V DC/V AC 50/60Hz
- Multicoloured LED light for continuous status feedback for the user
- Electronic torque limiter with auto gearbox relaxing
- Failsafe and/or modulating configurations can be used with the J4CS electric actuator
- Sized based on 10 bar wet non-abrasive duty at +70°C

Working Temperature:
-20°C to +200°C (valve)
-20°C to +70°C (actuator)

Maximum Working Pressure:
10 bar
(Suitable for up to 10 bar saturated steam with a TSM)

Butt Weld, Multi Voltage

0956	Size
S20 2012CD-12	1/2"
S20 2012CD-34	3/4"
S20 2012CD-1	1"
S20 2012CD-112	1.1/2"
S35 2012CD-2	2"
S55 2012CD-212	2.1/2"
S55 2012CD-3	3"
S85 2012CD-4	4"
Tech Sheet 6488	

Clamp, Multi Voltage

0956	Size
S20 2013CD-12	1/2"
S20 2013CD-34	3/4"
S20 2013CD-1	1"
S20 2013CD-112	1.1/2"
S35 2013CD-2	2"
S55 2013CD-212	2.1/2"
S55 2013CD-3	3"
S85 2013CD-4	4"
Tech Sheet 6488	

Stainless Steel Hygienic 3 Way Ball Valves Fitted with a J4CS Electric Actuator

Features:
- Cavity filled seats
- Multi voltage 24-240V DC/V AC 50/60Hz
- Multicoloured LED light for continuous status feedback for the user
- Electronic torque limiter with auto gearbox relaxing
- Failsafe and/or modulating configurations can be used with the J4CS electric actuator
- Sized based on 10 bar wet non-abrasive duty at +70°C

Working Temperature:
-20°C to +200°C (valve)
-20°C to +70°C (actuator)

Maximum Working Pressure:
10 bar
(Suitable for up to 10 bar saturated steam with a TSM)

Butt Weld, L Port, Multi Voltage

0956	Size
S20 2057CBL-12	1/2"
S20 2057CBL-1	1"
S20 2057CBL-112	1.1/2"
S35 2057CBL-2	2"
S85 2057CBL-212	2.1/2"
S140 2057CBL-3	3"
S140 2057CBL-4	4"
Tech Sheet 6487	

Butt Weld, T Port, Multi Voltage

0956	Size
S20 2057CBT-12	1/2"
S20 2057CBT-1	1"
S20 2057CBT-112	1.1/2"
S35 2057CBT-2	2"
S85 2057CBT-212	2.1/2"
S140 2057CBT-3	3"
S140 2057CBT-4	4"
Tech Sheet 6487	

J+J ACTUATION

Fire Safe Ball Valves Fitted with a J4CS Electric Actuator

Features:

- Fire Safe approved and anti-static device (valve only)
- Multi voltage 24-240 VDC/VAC 50/60Hz
- Multicoloured LED light for continuous status feedback for the user
- Electronic torque limiter with auto gearbox relaxing
- Failsafe and/or modulating configurations can be used with the J4CS electric actuato
- Sized based on 10 bar wet non-abrasive duty at +70°C

Working Temperature:
-20°C to +200°C (valve)
-20°C to +70°C (actuator)

Suitable for up to 12 bar saturated steam with a TSM



Stainless Steel, Flanged PN16, Multi Voltage

0956	Flange Size	Max Pressure bar
S20 2019D 04	1/2"	40
S20 2019D 05	3/4"	40
S20 2019D 06	1"	40
S20 2019D 07	1.1/4"	40
S35 2019D 08	1.1/2"	40
S35 2019D 09	2"	40
S55 2019D 10	2.1/2"	16
S55 2019D 11	3"	16
S85 2019D 12	4"	16
S300 2019D 13	5"	16
Tech Sheet 6492		

Stainless Steel, Flanged PN40, Multi Voltage

0956	Flange Size	Max Pressure bar
S55 2019D4 10	2.1/2"	40
S55 2019D4 11	3"	40
S140 2019D4 12	4"	40
Tech Sheet 6492		

Carbon Steel, Flanged PN16, Multi Voltage

0956	Flange Size	Max Pressure bar
S20 2019D 04C	1/2"	40
S20 2019D 05C	3/4"	40
S20 2019D 06C	1"	40
S20 2019D 07C	1.1/4"	40
S35 2019D 08C	1.1/2"	40
S35 2019D 09C	2"	40
S55 2019D 10C	2.1/2"	16
S55 2019D 11C	3"	16
S85 2019D 12C	4"	16
Tech Sheet 6492		

Fire Safe Ball Valves Fitted with a J4CS Electric Actuator

Features:

- Fire Safe approved and anti-static device (valve only)
- Multi voltage 24-240 VDC/VAC 50/60Hz
- Multicoloured LED light for continuous status feedback for the user
- Electronic torque limiter with auto gearbox relaxing
- Failsafe and/or modulating configurations can be used with the J4CS electric actuato
- Sized based on 10 bar wet non-abrasive duty at +70°C

Working Temperature:
-20°C to +230°C (valve)
-20°C to +70°C (actuator)

Maximum Working Pressure:
19.6 bar

Flanged ANSI150, Stainless Steel, Multi Voltage

0956	Flange Size
S20 2020D 04	1/2"
S20 2020D 05	3/4"
S20 2020D 06	1"
S20 2020D 07	1.1/4"
S35 2020D 08	1.1/2"
S35 2020D 09	2"
S55 2020D 10	2.1/2"
S55 2020D 11	3"
S85 2020D 12	4"
Tech Sheet 6498	

Flanged ANSI150, Carbon Steel, Multi Voltage

0956	Flange Size
S20 2020D 04C	1/2"
S20 2020D 05C	3/4"
S20 2020D 06C	1"
S20 2020D 07C	1.1/4"
S35 2020D 08C	1.1/2"
S35 2020D 09C	2"
S55 2020D 10C	2.1/2"
S55 2020D 11C	3"
S85 2020D 12C	4"
Tech Sheet 6498	

J+J ACTUATION

Stainless Steel Flanged 3 Way Ball Valve Fitted with a J4CS Electric Actuator

Features:

- Multi voltage 24-240V DC/V AC 50/60Hz
- Multicoloured LED light for continuous status feedback for the user
- Electronic torque limiter with auto gearbox relaxing
- Failsafe and/or modulating configurations can be used with the J4CS electric actuato
- Sized based on 10 bar wet non-abrasive duty at +70°C

Working Temperature:
-20°C to +200°C (valve)
-20°C to +70°C (actuator)

Maximum Working Pressure:
16 bar: PN16
19.6 bar: ANSI150

Flanged PN16, L Port, Multi Voltage

0956	Flange Size
S20 2059DL16 04	1/2"
S35 2059DL16 06	1"
S55 2059DL16 08	1.1/2"
S85 2059DL16 09	2"
S140 2059DL16 10	2.1/2"
S300 2059DL16 11	3"
S300 2059DL16 12	4"
Tech Sheet 6486	

Flanged PN16, T Port, Multi Voltage

0956	Flange Size
S20 2059DT16 04	1/2"
S35 2059DT16 06	1"
S55 2059DT16 08	1.1/2"
S85 2059DT16 09	2"
S140 2059DT16 10	2.1/2"
S300 2059DT16 11	3"
S300 2059DT16 12	4"
Tech Sheet 6486	

Flanged ANSI150, L Port, Multi Voltage

0956	Flange Size
S20 2059DL150 04	1/2"
S35 2059DL150 06	1"
S55 2059DL150 08	1.1/2"
S85 2059DL150 09	2"
Tech Sheet 6486	

Flanged ANSI150, T Port, Multi Voltage

0956	Flange Size
S20 2059DT150 04	1/2"
S35 2059DT150 06	1"
S55 2059DT150 08	1.1/2"
S85 2059DT150 09	2"
Tech Sheet 6486	

J+J ACTUATION

Cast Iron Flanged PN16 Ball Valves Fitted with a J4CS Electric Actuator

Features:

- Multi voltage 24-240V DC/V AC 50/60Hz
- Multicoloured LED light for continuous status feedback for the user
- Electronic torque limiter with auto gearbox relaxing
- Failsafe and/or modulating configurations can be used with the J4CS electric actuato
- Sized based on 10 bar wet non-abrasive duty at +70°C

Working Temperature:
-10°C to +200°C (valve)
-20°C to +70°C (actuator)

Maximum Working Pressure:
16 bar

Flanged PN16, Multi Voltage

0956	Flange Size
S20 150HIT 04	1/2"
S20 150HIT 05	3/4"
S20 150HIT 06	1"
S20 150HIT 07	1.1/4"
S35 150HIT 08	1.1/2"
S55 150HIT 09	2"
S55 150HIT 10	2.1/2"
S85 150HIT 11	3"
S140 150HIT 12	4"
S300 150HIT 13	5"
S300 150HIT 14	6"
Tech Sheet 6483	

J+J ACTUATION

Wafer Pattern Butterfly alves Fitted with a J4CS Electric Actuator

Features:
- To suit flanges PN6/10/16, ANSI150 and BS 10 able D/E
- Multi voltage 24-240 VDC/VAC 50/60Hz
- Multicoloured LED light for continuous status feedback for the user
- Electronic torque limiter with auto gearbox relaxing
- Failsafe and/or modulating configurations can be used with th J4CS electric actuator
- Sized based on 10 bar wet non-abrasive duty at +70°C

Working Temperature:
-20°C to +120°C (WA and WC)
0°C to +80°C (WB)
-20°C to +70°C (actuator)
Excluding ice and steam

Maximum Working Pressure:
16 bar

Ductile Iron Body, EPDM Liner, Stainless Steel Disc, (WRAS Approved Valve), Multi Voltage

0956	Size
S20 2014WA 08	1.1/2"
S20 2014WA 09	2"
S20 2014WA 10	2.1/2"
S35 2014WA 11	3"
S55 2014WA 12	4"
S85 2014WA 13	5"
S140 2014WA 14	6"
S300 2014WA 16	8"
Tech Sheet 6494	

Cast Iron Body, NBR Liner, Stainless Steel Disc, Multi Voltage

0956	Size
S20 2014WB 08	1.1/2"
S20 2014WB 09	2"
S20 2014WB 10	2.1/2"
S35 2014WB 11	3"
S55 2014WB 12	4"
S85 2014WB 13	5"
S140 2014WB 14	6"
S300 2014WB 16	8"
Tech Sheet 6494	

Cast Iron Body, EPDM Liner, Ductile Iron Nickel Plated Disc, Multi Voltage

0956	Size
S20 2014WC 09	2"
S20 2014WC 10	2.1/2"
S35 2014WC 11	3"
S55 2014WC 12	4"
S85 2014WC 13	5"
S140 2014WC 14	6"
S300 2014WC 16	8"
Tech Sheet 6494	

Wafer Pattern Butterfly alves Fitted with a J4CS Electric Actuator

Features:
- To suit flanges PN6/10/16, ANSI150 and BS 10 able D/E
- Multi voltage 24-240V DC/V AC 50/60Hz
- Multicoloured LED light for continuous status feedback for the user
- Electronic torque limiter with auto gearbox relaxing
- Failsafe and/or modulating configurations can be used with the J4CS electric actuato
- Sized based on 10 bar wet non-abrasive duty at +70°C

Working Temperature:
-40°C to +200°C (valve)
-20°C to +70°C (actuator)

Maximum Working Pressure:
16 bar

Ductile Iron Body, Fully Lined PTFE, Multi Voltage

0956	Size
S20 2014WP 09	2"
S35 2014WP 10	2.1/2"
S55 2014WP 11	3"
S85 2014WP 12	4"
S140 2014WP 13	5"
S140 2014WP 14	6"
Tech Sheet 6479	

J+J ACTUATION

Lugged and Tapped Butterfly alves Fitted with a J4CS Electric Actuator

Features:

- To suit PN16 flange
- Multi voltage 24-240V DC/V AC 50/60Hz
- Multicoloured LED light for continuous status feedback for the user
- Electronic torque limiter with auto gearbox relaxing
- Failsafe and/or modulating configurations can be used with the J4CS electric actuator
- Sized based on 10 bar wet non-abrasive duty at +70°C

Working Temperature:
-20°C to +120°C (2014LA)
0°C to +80°C (2014LB)
-20°C to +70°C (actuator)
Excluding ice and steam

Maximum Working Pressure:
16 bar

Ductile Iron Body, EPDM Liner, Stainless Steel Disc, (WRAS Approved Valve), Multi Voltage

0956	Size
S20 2014LA 08	1.1/2"
S20 2014LA 09	2"
S20 2014LA 10	2.1/2"
S35 2014LA 11	3"
S55 2014LA 12	4"
S85 2014LA 13	5"
S140 2014LA 14	6"
S300 2014LA 16	8"
Tech Sheet 6493	

Ductile Iron Body, NBR Liner, Stainless Steel Disc, Multi Voltage

0956	Size
S20 2014LB 08	1.1/2"
S20 2014LB 09	2"
S20 2014LB 10	2.1/2"
S35 2014LB 11	3"
S55 2014LB 12	4"
S85 2014LB 13	5"
S140 2014LB 14	6"
S300 2014LB 16	8"
Tech Sheet 6493	

Do you require...
failsafe and/or modulating configurations?
...see page **1019**

HAITIMA ACTUATION

Pneumatic Actuators

Features:
- 0-90° rotation angle to pilot ball, butterfly and plug valve
- Hard anodized aluminium body
- ATEX II 2GD c T5 certificatio
- Conforms to ISO 5211, DIN 3337 and VDI/VDE 3845
- Epoxy coated end caps
- NAMUR pneumatic connection for solenoid valve installation

Working Temperature:
-20°C to +90°C

Maximum Working Pressure:
8 bar

Single Acting

0929	Torque (Nm) - Single Acting - 12 Springs	
	Initial Air at 6 bar	End of Spring
HTS-040-2	9.93	4.13
HTS-052-12	15.46	9.50
HTS-063-12	27	16.90
HTS-075-12	42.10	28.40
HTS-083-12	56.20	34.78
HTS-092-12	82.40	54
HTS-105-12	123.90	79.70
HTS-125-12	207.30	142.50
HTS-140-12	314	212.40
HTS-160-12	474.60	327.60
HTS-190-12	771.10	521.80
HTS-210-12	1059.60	717
HTS-240-12	1660.70	1124.30
Tech Sheet 6183		

Double Acting

0929	Torque (Nm) - Double Acting at 6 bar
HTD-032	9
HTD-052	24.96
HTD-063	43.92
HTD-075	70.50
HTD-083	89.10
HTD-092	136.40
HTD-105	203.64
HTD-125	349.80
HTD-140	526.44
HTD-160	802.20
HTD-190	1292.90
HTD-210	1776.70
HTD-240	2444.60
Tech Sheet 6183	

AIR TORQUE ACTUATION

new product

Pneumatic Actuators

Features:
- 0-90° rotation angle to pilot ball, butterfly and plug valve
- Alodur hard anaodied aluminium body
- ATEX 2014/34/EU certificatio
- SIL3 rated
- DNV certificatio
- IP67 rating with IP68 at manufacturers request
- Universal and anti-blowout patented drive shaft
- Conforms to ISO 5211, DIN 3337 and VDI/VDE 3845
- NAMUR pneumatic connection for solenoid valve installation

Working Temperature:
-40°C to +80°C

Maximum Working Pressure:
8 bar

Single Acting

0957	Torque (Nm) - End of Spring
AT051S10	6.70
AT101S12	13.30
AT201S10	22.10
AT251S09	33
AT301S10	50.70
AT351S09	73.80
AT401S12	126
AT451S11	181
AT501S09	202
Tech Sheet 6293	

Double Acting

0957	Torque (Nm) - Double Acting at 5.5 bar
AT051	18.30
AT101	32.20
AT201	64
AT251	101
AT301	146
AT351	236
AT401	305
Tech Sheet 6293	

Larger sizes available on request

PRISMA ACTUATION

Pneumatic Actuators

Features:
- 0-90° rotation angle to pilot ball, butterfly and plug valve
- Rilsan and epoxy coated aluminium body
- ATEX II 2G Ex h IIB T6 Gb / II 2D Ex h IIIC T80°C Db certificatio
- Suitable for use in a SIL safety loop
- Conforms to ISO 5211, DIN 3337 and VDI/VDE 3845
- NAMUR pneumatic connection for solenoid valve installation

Working Temperature:
-32°C to +90°C

Maximum Working Pressure:
8 bar

Single Acting

0946	Torque (Nm) - Single Acting - 6+6 Spring	
	Initial Air at 6 bar	End of Spring
PAWS-F04	10.30	6.70
PA00S	15.80	12.70
PA05S	28.80	20.90
PA10S	40.20	30.80
PA15S	67.50	49
PA20S	99.70	65.80
PA25S	170.60	119.40
PA30S	273.50	195.70
P40S	688.30	491.60
PA50S	1248	819.50
PA60S	2074	1383
PA70S	3273	1769
Tech Sheet 6209		

Double Acting

0946	Torque (Nm) - Double Acting at 6 bar
PAW	17
PA00	28.50
PA05	49.70
PA10	71
PA15	116.50
PA20	165.50
PA25	290
PA30	269.20
P40	1180
PA50	2067
PA60	3458
PA70	5043
Tech Sheet 6209	

Features:
- 0-90° rotation angle to pilot ball, butterfly and plug valve
- Polyamide body
- ATEX II 2G Ex h IIC T6 Gb / II 2D Ex h IIIC T80°C Db certificatio
- SIL3 rated
- Conforms to ISO 5211, DIN 3337 and VDI/VDE 3845
- NAMUR pneumatic connection for solenoid valve installation

Working Temperature:
-32°C to +80°C

Maximum Working Pressure:
8 bar

Single Acting

0946	Torque (Nm) - Single Acting - 6+6 Spring	
	Initial Air at 6 bar	End of Spring
PPWS	10.30	6.70
PP00S	15.80	12.70
PP10S	40.20	30.80
PP20S	99.70	65.80
Tech Sheet 6210		

Double Acting

0946	Torque (Nm) - Double Acting at 6 bar
PPW	17
PP00	28.50
PP10	71
PP20	165.50
Tech Sheet 6210	

Features:
- 0-90° rotation angle to pilot ball, butterfly and plug valve
- Stainless steel body
- ATEX II 2G Ex h IIC T6 Gb / II 2D Ex h IIIC T80°C Db certificatio
- Suitable for use in a SIL safety loop
- Conforms to ISO 5211, DIN 3337 and VDI/VDE 3845
- NAMUR pneumatic connection for solenoid valve installation

Working Temperature:
-32°C to +90°C

Maximum Working Pressure:
8 bar

Single Acting

0946	Torque (Nm) - Single Acting		
	Initial Air at 6 bar	End of Spring	Spring
PI00S	13.70	11.30	4+4
PI10S	38.70	32.30	4+4
PI20S	99.70	65.80	3+3
PI30S	289.30	179.90	4+4
PI40S	688.30	491.60	4+4
Tech Sheet 6211			

Double Acting

0946	Torque (Nm) - Double Acting at 6 bar
PI00	25
PI10	71
PI20	165.50
PI30	469.20
PI40	1180
Tech Sheet 6211	

FESTO ACTUATION

Pneumatic Actuators

Features:
- 0-90° rotation angle to pilot ball, butterfly and plug valve
- Aluminium body or epoxy coated aluminium body options available
- ATEX II 2G Ex h IIC T4 Gb / II 2D Ex h IIIC T105°C Db certificatio
- DNV certifie
- SIL2 rated
- Conforms to ISO 5211, DIN 3337 and VDI/VDE 3845
- NAMUR pneumatic connection for solenoid valve installation

Working Temperature:
-20°C to +80°C

Maximum Working Pressure:
8 bar

DFPD Single Acting Pneumatic Actuator - Aluminium Body

0990	Size	Manufacturer's Code
8047622	20	DFPD-20-RP-90-RS60-F04
8047624	40	DFPD-40-RP-90-RS60-F0507
8047626	80	DFPD-80-RP-90-RS60-F0507
8048134	120	DFPD-120-RP-90-RS60-F0507
8048136	160	DFPD-160-RP-90-RS60-F0710
8048138	240	DFPD-240-RP-90-RS60-F0710
8048140	300	DFPD-300-RP-90-RS60-F0710
8048142	480	DFPD-480-RP-90-RS60-F1012
8065262	700	DFPD-700-RP-90-RS60-F1012
8065266	900	DFPD-900-RP-90-RS60-F14
8065270	1200	DFPD-1200-RP-90-RS60-F14
8065274	2300	DFPD-2300-RP-90-RS60-F1216
	Tech Sheet 6270	

DFPD Single Acting Pneumatic Actuator - Epoxy Coated Aluminium Body

0990	Size	Manufacturer's Code
8047646	20	DFPD-20-RP-90-RS30-F03-R3-EP
8047642	40	DFPD-40-RP-90-RS30-F04-R3-EP
8047631	80	DFPD-80-RP-90-RS30-F0507-R3-EP
8048143	120	DFPD-120-RP-90-RS30-F0507-R3-EP
8048145	160	DFPD-160-RP-90-RS30-F0710-R3-EP
8048147	240	DFPD-240-RP-90-RS30-F0710-R3-EP
8048149	300	DFPD-300-RP-90-RS30-F0710-R3-EP
8048151	480	DFPD-480-RP-90-RS30-F1012-R3-EP
8065264	700	DFPD-700-RP-90-RS60-F1012-R3-EP
8065268	900	DFPD-900-RP-90-RS60-F14-R3-EP
8065272	1200	DFPD-1200-RP-90-RS60-F14-R3-EP
8065276	2300	DFPD-2300-RP-90-RS60-F1216-R3-EP
	Tech Sheet 6270	

DFPD Double Acting Pneumatic Actuator - Aluminium Body

0990	Size	Manufacturer's Code
8047613	10	DFPD-10-RP-90-RD-F03
8047614	20	DFPD-20-RP-90-RD-F04
8047615	40	DFPD-40-RP-90-RD-F0507
8047616	80	DFPD-80-RP-90-RD-F0507
8048123	120	DFPD-120-RP-90-RD-F0507
8048124	160	DFPD-160-RP-90-RD-F0710
8048125	240	DFPD-240-RP-90-RD-F0710
8048126	300	DFPD-300-RP-90-RD-F0710
8048127	480	DFPD-480-RP-90-RD-F1012
8065261	700	DFPD-700-RP-90-RD-F1012
8065265	900	DFPD-900-RP-90-RD-F14
8065269	1200	DFPD-1200-RP-90-RD-F14
8065273	2300	DFPD-2300-RP-90-RD-F1216
	Tech Sheet 6270	

DFPD Double Acting Pneumatic Actuator - Epoxy Coated Aluminium Body

0990	Size	Manufacturer's Code
8047617	10	DFPD-10-RP-90-RD-F03-R3-EP
8047618	20	DFPD-20-RP-90-RD-F04-R3-EP
8047619	40	DFPD-40-RP-90-RD-F0507-R3-EP
8047620	80	DFPD-80-RP-90-RD-F0507-R3-EP
8048128	120	DFPD-120-RP-90-RD-F0507-R3-EP
8048129	160	DFPD-160-RP-90-RD-F0710-R3-EP
8048130	240	DFPD-240-RP-90-RD-F0710-R3-EP
8048131	300	DFPD-300-RP-90-RD-F0710-R3-EP
8048132	480	DFPD-480-RP-90-RD-F1012-R3-EP
8065263	700	DFPD-700-RP-90-RD-F1012-R3-EP
8065267	900	DFPD-900-RP-90-RD-F14-R3-EP
8065271	1200	DFPD-1200-RP-90-RD-F14-R3-EP
8065275	2300	DFPD-2300-RP-90-RD-F1216-R3-EP
	Tech Sheet 6270	

Position Indicator

Features:
- PA plastic material
- 2 position indicators suitable for all quarter turn actuator sizes
- Suitable for use in ATEX zones

SASF Position Indicator

0990	Manufacturer's Code
4046082	SASF-S2-B-F-A34
Tech Sheet 6271	

J+J ACTUATION

Electric Actuators

Features:

- IP67 fully weatherproof polyamide PA6 housing
- Multicoloured LED light for continuous status feedback for the user
- Auto voltage sensing 24-240 VDC/VAC 50/60Hz. A 12 VDC/VAC 50/60Hz option is also available on request (J4CB)
- The J4CS series has brushless motor technology with each unit now having a 3 year warranty from shipment date or up to 60,000 working cycles, whichever comes firs
- Electronic torque limiter with auto gearbox relaxing
- Thermostatic 3.5W anti-condensation heater
- Local dome style visual position indicator
- Handwheel operated selectable manual override
- Two volt free end of travel position confirmation switche
- All external electrical connections via DIN plugs.
  Large Plug EN175301-803 Form A, small plug DIN 43650/C
- External wiring diagram showing 2 and 3 wire
- Multi-flange mounting to ISO 5211 and DIN 333
- Duty rating 75%

Options:

- Failsafe battery 'spring' return backup kit
- DPS modulating digital positioner system kit
- Interface system kit allowing communication with the actuator, read parameters and change the actuator configuration
- Bluetooth technology
- Modbus technology

Working Temperature:
-20°C to +70°C

J4CS Smart True Multi Voltage Electric Actuator

0956	Maximum Run Torque Nm	Maximum Break Torque Nm	Operating Speed	ISO Plate 5211	DIN 3337 Female Output Drive
J4CS20	20	25	9 sec	F03/F04/F05	14mm
J4CS35	35	38	9 sec	F03/F04/F05	14mm
J4CS55	55	60	13 sec	F05/F07	17mm
J4CS85	85	90	29 sec	F05/F07	17mm
J4CS140	140	170	34 sec	F07/F10	22mm
J4CS300	300	350	58 sec	F07/F10	22mm
Tech Sheet 6255					

Option of a F07 x 17mm with a kit for the J4CS20 and J4CS35

Electric Actuators

Features:

- IP65 polyamide PA6 housing
- Main shaft made from stainless steel
- Polyamide gears
- Available in high voltage 110-240V DC/V AC 50/60Hz or low voltage 24V DC/V AC 50/60Hz
- Thermostatic 3.5W anti-condensation heater
- Local visual position indicator
- Selectable manual override
- Two volt free end of travel position confirmation switche
- All external electrical connections via DIN plugs large plug EN175301-803 form A, small plug DIN 43650/C
- External wiring diagram showing 2 and 3 wire
- Mounting to ISO 5211 and DIN 3337 female star drive
- Duty rating 75%

Working Temperature:
-20°C to +70°C

J2 10Nm Electric Actuator

0956	Maximum Run Torque Nm	Maximum Break Torque Nm	Operating Speed	ISO Plate 5211	Consumption	DIN 3337 Female Output Drive
J2H10	10	12	16 sec	F03/F05	110V 0.272A 30W 220V 0.272A 60W	14mm
J2L10	10	12	19 sec	F03/F05	24V 0.39A 9.36W	14mm
Tech Sheet 6256						

Please note: **Failsafe and/or modulating configurations cannot be used with the J2-10 electric actuator.**

J+J ACTUATION

Electric Actuator Kits

Features:

- Battery 'spring' return kit for the J4CS electric actuators
- Can be set to fail open or closed (please specify)
- Can be retro-fitted to existing J4CS actuators. Also comes complete with installation instructions
- Rechargeable NiCd battery
- Both the BSR and DPS kit can be installed together to provide failsafe and modulating functionality

Supplied in display box.

BSR Battery Backup Plug-in

0956	To Suit Models
J4CSBSR1	20 to 85
J4CSBSR2	140 to 300
Tech Sheet 6257	

Features:

- Digital positioning system for the J4CS electric actuators
- 0-20mA, 4-20mA, 0-10V or 1-10V input/output options available
- Can be retro-fitted to existing J4CS actuators. Also comes complete with installation instructions
- Can be set to fail open or fail close on loss of control signal. A fail freeze option is also available but it requires the interface system kit fitted to the J4CS electric actuato
- Both the DPS and BSR kit can be installed together to provide failsafe and modulating functionality



Supplied in display box.

DPS Digital Positioning System

0956	To Suit Models
J4CSDPS1	20 to 85
J4CSDPS2	140 to 300
Tech Sheet 6258	

Mounting Brackets

- Designed for use with the FIP TKD and VKD ball valve series
- Standard holes drilled according to ISO 5211 specificatio
- Drive adapter to suit DIN 3337

new product

FIP EasyFit Kit

0956	Size	ISO Plate 5211	Square Size mm
ACTMKEASYFIP-12	D20/DN15/1/2"	F03/F04/F05	9
ACTMKEASYFIP-34	D25/DN20/3/4"	F03/F04/F05	9
ACTMKEASYFIP-1	D32/DN25/1"	F03/F04/F05	9
ACTMKEASYFIP-114	D40/DN32/1.1/4"	F05/F07	11
ACTMKEASYFIP-112	D50/DN40/1.1/2"	F05/F07	11
ACTMKEASYFIP-2	D65/DN50/2"	F05/F07	11

- Designed for use with the Georg Fischer 546 ball valve series
- Standard holes drilled according to ISO 5211 specificatio
- Drive adapter to suit DIN 3337

new product

GF 546 Kit

0956	Size	ISO Plate 5211	Square Size mm
ACTMKEASYGF-12	D20/DN15/1/2"	F03/F05	11
ACTMKEASYGF-1	D32-D25/DN25-DN20/3/4"-1"	F03/F05	11
ACTMKEASYGF-112	D50-D40/DN40-DN32/1.1/4"-1.1/2"	F03/F05	11
ACTMKEASYGF-2	D63/DN50/2"	F03/F05	11

PNEUMATIC ACTUATOR ACCESSORIES

Pilot Accessories

Features:
- For use with compressed air
- Internally piloted
- Anodised aluminium alloy body
- Suitable for single and double acting pneumatic actuators
- 5 port 2 position
- Manual override
- NAMUR and VDI/VDE 3845 standard interface for direct mounting to pneumatic actuators
- 1/4" BSPP inlet and exhaust ports
- Insulation class F
- LED DIN plug
- For safe area use only
- Flow rate 30kg/mm² (Cv=1.68)
- Voltage tolerance ± 10%
- Response time 0.05 seconds
- Terminal DIN 43650B
- IP65 rated
- Maximum frequency is 5 cycles per second

Working Temperature:
-5°C to +60°C

Maximum Working Pressure:
8 bar

NAMUR 5/2 Solenoid Valve Single Coil

0929	Voltage
HUKNAM24VDC	24V DC
HUKNAM24VAC	24V AC
HUKNAM110VAC	110V AC
HUKNAM230VAC	230V AC
Tech Sheet 6244	

FESTO ACTUATION

Pilot Accessories

Features:
- 5 port 2 position
- Can be changed between 3/2 and 5/2 by exchanging the sealing plate
- NAMUR and VDI/VDE 3845 standard interface for direct mounting to pneumatic actuators
- Non-detenting/detenting manual override
- IP65 rating with a DIN connector fitted
- Solenoid coil and DIN plug to be ordered separately
- For the flameproof option the interface and flameproof solenoid coil need to be ordered

Working Temperature:
-20°C to +60°C

Maximum Working Pressure:
10 bar

VSNC NAMUR 5/2 Solenoid Valve Single Coil

0990	Manufacturer's Code	Size
577257	VSNC-FC-M52-MD-G14-F8	1/4"
Tech Sheet 6271		

Features:
- Electrical connection according to DIN EN 175301-803 Form A
- Any mounting position
- IP65 rating
- 100% duty rating

Solenoid Coil

0990	Manufacturer's Code	Voltage
8029144	VACN-N-A1-1	24V DC
8029134	VACN-N-A1-16B	110V AC
8029135	VACN-N-A1-3A	230V AC
Tech Sheet 6272		

Features:
- ATEX II 3G Ex nA IIC T4 Gc / II 3D Ex tc IIIC T105°C Dc certification

ATEX Solenoid Coil with DIN Plug

0990	Manufacturer's Code	Voltage
8029136	VACN-N-A1-1-EX2-N	24V DC
8029137	VACN-N-A1-16B-EX2-N	110V AC
8029138	VACN-N-A1-3A-EX2-N	230V AC
Tech Sheet 6273		

Features:
- Electricial connection according to DIN EN 175301-803 Form A
- Reinforced PA housing
- IP65 rating

DIN Plug

0990	Manufacturer's Code
34583	MSSD-C
Tech Sheet 6275	

Features:
- ATEX II 2G Ex ia IIC T4 Ga / II 2D Ex tb IIIC T130°C Db certification

ATEX Solenoid Coil with DIN Plug

0990	Manufacturer's Code	Voltage
8029139	VACN-N-A1-1-EX4-A	24V DC
Tech Sheet 6274		

Solenoid Interface for Flameproof Coil Option

0990	Manufacturer's Code	Voltage
571061	VSCS-B-M32-MD-WA-1C1	24V DC
Tech Sheet 71760		

Features:
- ATEX II 2G Ex db IIC T5 Gb / II 2D Ex tb IIIC T100°C Db certification

Flameproof Solenoid Coil

0990	Manufacturer's Code	Voltage
535615	MGXDH-3/2-1.2-24DC-EX	24V DC
Tech Sheet 6277		

PNEUMATIC ACTUATOR ACCESSORIES

Pilot Accessories

The interface design is conform to the NAMUR standard and to the VDI/VDE 3845 recommendations of the actuator industry. It allows a compact design of the actuator/valve unit.
In case of a 3/2 function, the air of the actuator spring chamber also flows through the pilot valve (re-breather function). This prevents corrosion of the actuator springs.

Working Temperature:
-10°C to +50°C

Maximum Working Pressure:
10 bar

Normally Closed, Nitrile Seal, BSPP

0484	Thread	Voltage	Manufacturer's Code
341N35-4818653D	1/4"	230V AC	341N35-2995-4818653D
341N35-481865C2	1/4"	24V DC	341N35-2995-481865C2
		Tech Sheet 60419	

Normally Closed, suitable for Atex Zone 1/22, Nitrile Seal, BSPP

0484	Thread	Voltage	Manufacturer's Code
341N35-4958703D	1/4"	230V AC	341N35-2995-4958703D
341N35-495870C2	1/4"	24V DC	341N35-2995-495870C2
		Tech Sheet 60419	

Normally Closed, suitable for Atex Zone 1/21, Nitrile Seal, BSPP

0484	Thread	Voltage	Manufacturer's Code
341N35-495905C2	1/4"	230V AC	341N35-495905C2
		Tech Sheet 60419	





Customers who bought from this page also purchased
Pneumatic Quick Release Couplings
see page **631**

PNEUMATIC ACTUATOR ACCESSORIES

FT PRO

Pilot Accessories

Features:
- Aluminium IP67 enclosure
- Beacon indicator
- Stainless steel shaft
- Universal NAMUR and VDI/VDE 3845 mounting bracket
- 2 x SPDT 250V DC/AC V3 micro switches
- 2 x M20 cable entries
- Terminal strip connection
- For safe area use only

Working Temperature:
-20°C to +80°C

Safe Area Mechanical Switch Box

0364
KLS-820M
Tech Sheet 10142

PNEUMATIC ACTUATOR ACCESSORIES

HAITIMA

Pilot Accessories

Features:
- Aluminium IP67 enclosure
- Beacon indicator
- Stainless steel shaft
- Universal NAMUR and VDI/VDE 3845 mounting bracket
- 2 x SPDT 250V DC/AC V3 micro switches
- 2 x M20 cable entries
- Terminal strip connection
- For safe area use only

Working Temperature:
-20°C to +80°C

Safe Area Mechanical Switch Box

0929
HUKSBOX
Tech Sheet 6246

PNEUMATIC ACTUATOR ACCESSORIES

Prisma

Pilot Accessories

Features:
- Aluminium IP67 enclosure
- Beacon indicator
- Stainless steel shaft
- Stainless steel NAMUR mounting bracket
- Stainless steel bolting
- Polycarbonate indicator cover
- For safe area use only
- 2 x SPDT 250V DC/AC V3 micro switches
- 2 x M20 cable entries

Working Temperature:
-20°C to +80°C

Safe Area Mechanical Switch Box

0946	NAMUR Size
EFC5601W	80 x 30 x 20 or 80 x 30 x 30
EFC56014	130 x 30 x 50
Tech Sheet 6247	

FESTO ACTUATION

Pilot Accessories

Features:
- Aluminium IP67 enclosure
- Beacon indicator
- NAMUR and VDI/VDE 3845 mounting bracket
- SIL2 rated
- Stainless steel shaft
- 2 x SPDT 30V DC 250V AC micro switches
- 2 x M20 cable entries

Working Temperature:
-20°C to +80°C

SRBC Mechanical Switch Box

0990	Manufacturer's Code
3482805	SRBC-CA3-YR90-MW-22A-1W-C2P20
	Tech Sheet 6263

Features:
- ATEX II 1G Ex ia IIC T5 Ga / II 1D Ex ia IIIC Txx°C Da certificatio

SRBC Hazardous Area Mechanical Switch Box

0990	Manufacturer's Code
3482807	SRBC-CA3-YR90-N-20N-ZC-C2P20-EX6
	Tech Sheet 6263

Pilot Accessories

Features:
- Aluminium IP67 enclosure
- ATEX II 2G Ex db IIC T6 Gb / II 2D Ex tb IIIC Txx°C Db certificatio
- Beacon indicator
- NAMUR and VDI/VDE 3845 mounting bracket
- SIL2 rated
- Stainless steel shaft
- 2 x SPDT 30V DC 250V AC micro switches
- Changeover switch, floating contac
- 2 x M20 cable entries

Working Temperature:
-20°C to +60°C

new product

SRBC Flameproof Enclosure Mechanical Switch Box

0990	Manufacturer's Code
3471009	SRBE-CA3-YR90-MW-22A-1W-C2M20-EX
	Tech Sheet 6290

PNEUMATIC ACTUATOR ACCESSORIES

Pilot Accessories

- Aluminum housing
- NAMUR and VDI/VDE 3845 standard interface for direct mounting to pneumatic actuators

Working Temperature:
-20°C to +60°C

Features:
- ATEX II 2G Ex dmb IIB T5 certificatio
- 1/2" BSPP conduit and 1/4" NPT air connection

YT-1000 Rotary Electro-Pneumatic Single Acting Positioner

0920
YT-1000RDM534S00
Tech Sheet 6248

Features:
- Non-explosive
- 4-20mA internal feedback
- M20 conduit and 1/4" NPT air connection

YT-1000 Rotary Electro-Pneumatic Double Acting Positioner with 4-20mA Feedback

0920
YT-1000RDN534S01
Tech Sheet 6248

Automatic Drain Valves

RoHS 3 COMPLIANT

FT PRO®

Easy Timer

Valve Body: Brass
Orifice Size: 4.5 mm
IP65 Protection

Easy Timer
Timer On 0.5 to 10s
Timer Off 0.5 to 45 min
Test switch

Brass Valve

0016	Thread	Voltage
720-01AC220	1/8"	220V AC
720-02AC220	1/4"	220V AC
720-03AC220	3/8"	220V AC
720-04AC220	1/2"	220V AC
720-01AC110	1/8"	110V AC
720-02AC110	1/4"	110V AC
720-03AC110	3/8"	110V AC
720-04AC110	1/2"	110V AC
720-02DC24	1/4"	24V DC
720-03DC24	3/8"	24V DC
720-04DC24	1/2"	24V DC
720-02AC24	1/4"	24V AC
720-03AC24	3/8"	24V AC
720-04AC24	1/2"	24V AC

Tech Sheet 70001

Brass Valve with Vertical Strainer

0016	Thread	Voltage
720-01AC220-VIS	1/8"	220V AC
720-02AC220-VIS	1/4"	220V AC
720-03AC220-VIS	3/8"	220V AC
720-04AC220-VIS	1/2"	220V AC
720-01AC110-VIS	1/8"	110V AC
720-02AC110-VIS	1/4"	110V AC
720-03AC110-VIS	3/8"	110V AC
720-04AC110-VIS	1/2"	110V AC
720-02DC24-VIS	1/4"	24V DC
720-03DC24-VIS	3/8"	24V DC
720-04DC24-VIS	1/2"	24V DC
720-02AC24-VIS	1/4"	24V AC
720-03AC24-VIS	3/8"	24V AC
720-04AC24-VIS	1/2"	24V AC

Tech Sheet 71676

Valve Body: Brass
Orifice Size: 3.5 mm
Mesh Size: 29 micron
Manual isolation shut-off
IP65 Protection

Easy Timer
Timer On 0.5 to 10s
Timer Off 0.5 to 45 min
Test switch

Brass Valve with Strainer

0016	Thread	Voltage
728A-04AC220	1/2"	220V AC
728A-04AC110	1/2"	110V AC
728A-04AC24	1/2"	24V AC

Tech Sheet 70002

AUTOMATIC DRAIN VALVES

Digital Timer

Valve Body: Brass
Orifice Size: 4.5 mm
IP65 Protection
Digital Timer
Timer On 0.1 to 99s
Timer Off 0.5 to 99 min
Test switch

Brass Valve

0016	Thread	Voltage
790-01AC220	1/8"	220V AC
790-02AC220	1/4"	220V AC
790-03AC220	3/8"	220V AC
790-04AC220	1/2"	220V AC
790-01AC110	1/8"	110V AC
790-02AC110	1/4"	110V AC
790-03AC110	3/8"	110V AC
790-04AC110	1/2"	110V AC
790-01DC24	1/8"	24V DC
790-02DC24	1/4"	24V DC
790-03DC24	3/8"	24V DC
790-04DC24	1/2"	24V DC
790-02AC24	1/4"	24V AC
790-03AC24	3/8"	24V AC
790-04AC24	1/2"	24V AC

Tech Sheet 70003

Brass Valve with Vertical Strainer

0016	Thread	Voltage
790-01AC220-VIS	1/8"	220V AC
790-02AC220-VIS	1/4"	220V AC
790-03AC220-VIS	3/8"	220V AC
790-04AC220-VIS	1/2"	220V AC
790-01AC110-VIS	1/8"	110V AC
790-02AC110-VIS	1/4"	110V AC
790-03AC110-VIS	3/8"	110V AC
790-04AC110-VIS	1/2"	110V AC
790-01DC24-VIS	1/8"	24V DC
790-02DC24-VIS	1/4"	24V DC
790-03DC24-VIS	3/8"	24V DC
790-04DC24-VIS	1/2"	24V DC
790-02AC24-VIS	1/4"	24V AC
790-03AC24-VIS	3/8"	24V AC
790-04AC24-VIS	1/2"	24V AC

Tech Sheet 71677

Valve Body: Brass
Orifice Size: 3.5 mm
Mesh Size: 29 micron
Manual isolation shut-off
IP65 Protection

Digital Timer
Timer On 0.1 to 99s
Timer Off 0.5 to 99 min
Test switch

Brass Valve with Strainer

0016	Thread	Voltage
728A790-04AC220	1/2"	220V AC
728A790-04DC24	1/2"	24V DC

Tech Sheet 70004

Spare Parts

Valve Body: Brass
Orifice Size: 4.5 mm

Working Temperature: -10°C to +70°C

Maximum Working Pressure: 16 bar

Brass Valve

0016	Thread
CS-720W-01	1/8"
CS-720W-02	1/4"
CS-720W-03	3/8"
CS-720W-04	1/2"

Valve Body: Brass
Orifice Size: 3.5 mm

Working Temperature: -10°C to +70°C

High pressure 80 bar option available on request.

Mesh Size: 29 micron
Manual isolation shut-off

Maximum Working Pressure: 16 bar



Brass Strainer

0016	Thread
CS-S95-01	1/8"
CS-S95-03	3/8"
CS-S95-04	1/2"
CS-S95-02	1/4"

Easy Timer
Timer On 0.5 to 10s
Timer Off 0.5 to 45 min
Test switch

Digital Timer
Timer On 0.1 to 99s
Timer Off 0.5 to 99 min
Test switch

Easy

Digital

Timer

0016	Voltage	Operation
XY-720	24-220V AC/DC	Easy
XY-790H	110-220V AC/DC	Digital
XY-790L	24V AC/DC	Digital

Speak to Technical for most recent UL certification guidance for high voltage applications (110V and 220V AC).

Coil

0016	Voltage
SB256-0543AC110	110V AC
SB256-0543AC220	220V AC
SB256-0543AC24	24V AC
SB257-0545DC24	24V DC

Connector

0016
SB201-1

Solenoid Valves

The general purpose brass 2/2 solenoid valves again shows FT Pro's commitment to providing innovative and added value solutions to their customers.

Valve Timer

Pilot Operated 2/2 Solenoid Valve

Direct Acting 2/2 Solenoid Valve

Pilot Operated 2/2:

- Normally open
- Normally closed
- DIN connectors
- Valve timers
- DC and AC coils
- Available in sizes 3/8" to 2" BSPP
- Media: oil, air and water

Direct Acting 2/2:

- Normally closed
- DIN connectors
- DC and AC coils
- Available in sizes 1/8" to 3/8" BSPP
- Available in 0-10 bar and 0 to 35 bar
- High pressure option
- Media: oil, air and water

General Purpose 2/2 N/C, Pilot Operated

Working Pressure:
0.5 to 10 bar

Flow Rate 55 L/min
Orifice 13mm

3/8" BSPP

0366	Voltage
K225-03-230AC-NC	230/50V AC
K225-03-110AC-NC	110/50V AC
K225-03-24AC-NC	24/50V AC
K225-03-24DC-NC	24V DC
K225-03-12DC-NC	12V DC
Tech Sheet 10162	

Flow Rate 63 L/min
Orifice 13mm

1/2" BSPP

0366	Voltage
K225-04-230AC-NC	230/50V AC
K225-04-110AC-NC	110/50V AC
K225-04-24AC-NC	24/50V AC
K225-04-24DC-NC	24V DC
K225-04-12DC-NC	12V DC
Tech Sheet 10162	

Flow Rate 100 L/min
Orifice 25mm

3/4" BSPP

0366	Voltage
K225-06-230AC-NC	230/50V AC
K225-06-110AC-NC	110/50V AC
K225-06-24AC-NC	24/50V AC
K225-06-24DC-NC	24V DC
K225-06-12DC-NC	12V DC
Tech Sheet 10162	

Flow Rate 160 L/min
Orifice 25mm

1" BSPP

0366	Voltage
K225-08-230AC-NC	230/50V AC
K225-08-110AC-NC	110/50V AC
K225-08-24AC-NC	24/50V AC
K225-08-24DC-NC	24V DC
K225-08-12DC-NC	12V DC
Tech Sheet 10162	

Flow Rate 370 L/min
Orifice 38mm

1.1/4" BSPP

0366	Voltage
K225-12-230AC-NC	230/50V AC
K225-12-110AC-NC	110/50V AC
K225-12-24AC-NC	24/50V AC
K225-12-24DC-NC	24V DC
K225-12-12DC-NC	12V DC
Tech Sheet 10162	

Flow Rate 400 L/min
Orifice 38mm

1.1/2" BSPP

0366	Voltage
K225-14-230AC-NC	230/50V AC
K225-14-110AC-NC	110/50V AC
K225-14-24AC-NC	24/50V AC
K225-14-24DC-NC	24V DC
K225-14-12DC-NC	12V DC
Tech Sheet 10162	

Flow Rate 540 L/min
Orifice 50mm

2" BSPP

0366	Voltage
K225-20-230AC-NC	230/50V AC
K225-20-110AC-NC	110/50V AC
K225-20-24AC-NC	24/50V AC
K225-20-24DC-NC	24V DC
K225-20-12DC-NC	12V DC
Tech Sheet 10162	

Coils to suit K225, Normally Closed Valves

Coil & Plug

0366	Voltage
K225-230/50AC-NC	230/50V AC
K225-110/50AC-NC	110/50V AC
K225-24/50AC-NC	24/50V AC
K225-24DC-NC	24V DC
K225-12DC-NC	12V DC
Tech Sheet 10162	

For **Pre wired moulded DIN Plugs** see page **1042**

SOLENOID VALVES

General Purpose 2/2 N/O, Pilot Operated

Working Pressure:
0.5 to 10 bar

Flow Rate 55 L/min
Orifice 13mm

3/8" BSPP

0366	Voltage
K225-03-230AC-NO	230/50V AC
K225-03-110AC-NO	110/50V AC
K225-03-24AC-NO	24/50V AC
K225-03-24DC-NO	24V DC
K225-03-12DC-NO	12V DC
Tech Sheet 10162	

Flow Rate 63 L/min
Orifice 13mm

1/2" BSPP

0366	Voltage
K225-04-230AC-NO	230/50V AC
K225-04-110AC-NO	110/50V AC
K225-04-24AC-NO	24/50V AC
K225-04-24DC-NO	24V DC
K225-04-12DC-NO	12V DC
Tech Sheet 10162	

Flow Rate 100 L/min
Orifice 25mm

3/4" BSPP

0366	Voltage
K225-06-230AC-NO	230/50V AC
K225-06-110AC-NO	110/50V AC
K225-06-24AC-NO	24/50V AC
K225-06-24DC-NO	24V DC
K225-06-12DC-NO	12V DC
Tech Sheet 10162	

Flow Rate 160 L/min
Orifice 25mm

1" BSPP

0366	Voltage
K225-08-230AC-NO	230/50V AC
K225-08-110AC-NO	110/50V AC
K225-08-24AC-NO	24/50V AC
K225-08-24DC-NO	24V DC
K225-08-12DC-NO	12V DC
Tech Sheet 10162	

Flow Rate 370 L/min
Orifice 38mm

1.1/4" BSPP

0366	Voltage
K225-12-230AC-NO	230/50V AC
K225-12-110AC-NO	110/50V AC
K225-12-24AC-NO	24/50V AC
K225-12-24DC-NO	24V DC
K225-12-12DC-NO	12V DC
Tech Sheet 10162	

Flow Rate 400 L/min
Orifice 38mm

1.1/2" BSPP

0366	Voltage
K225-14-230AC-NO	230/50V AC
K225-14-110AC-NO	110/50V AC
K225-14-24AC-NO	24/50V AC
K225-14-24DC-NO	24V DC
K225-14-12DC-NO	12V DC
Tech Sheet 10162	

Flow Rate 540 L/min
Orifice 50mm

2" BSPP

0366	Voltage
K225-20-230AC-NO	230/50V AC
K225-20-110AC-NO	110/50V AC
K225-20-24AC-NO	24/50V AC
K225-20-24DC-NO	24V DC
K225-20-12DC-NO	12V DC
Tech Sheet 10162	

Coils to suit K225, Normally Open Valves

Coil & Plug

0366	Voltage
K225-230/50AC-NO	230/50V AC
K225-110/50AC-NO	110/50V AC
K225-24/50AC-NO	24/50V AC
K225-24DC-NO	24V DC
K225-12DC-NO	12V DC
Tech Sheet 10162	

Valve Timer

0366
KVT
Tech Sheet 10162

General Purpose 2/2 N/C, Direct Acting

Working Pressure:
7 bar
Maximum Working Pressure:
10 bar

Flow Rate 3.4 L/min
Orifice 2.5mm

1/8" BSPP

0366	Voltage
K2W025-06-230AC	230/50V AC
K2W025-06-110AC	110/50V AC
K2W025-06-24AC	24/50V AC
K2W025-06-24DC	24V DC
K2W025-06-12DC	12V DC
Tech Sheet 10163	

Flow Rate 3.4 L/min
Orifice 2.5mm

1/4" BSPP

0366	Voltage
K2W025-08-230AC	230/50V AC
K2W025-08-110AC	110/50V AC
K2W025-08-24AC	24/50V AC
K2W025-08-24DC	24V DC
K2W025-08-12DC	12V DC
Tech Sheet 10163	

Flow Rate 6 L/min
Orifice 4mm

3/8" BSPP

0366	Voltage
K2W040-10-230AC	230/50V AC
K2W040-10-110AC	110/50V AC
K2W040-10-24AC	24/50V AC
K2W040-10-24DC	24V DC
K2W040-10-12DC	12V DC
Tech Sheet 10163	

High Pressure 2/2 N/C, Direct Acting

Working Pressure:
20 bar
Maximum Working Pressure:
35 bar

Flow Rate 0.7 L/min
Orifice 1.2mm

1/8" BSPP

0366	Voltage
K2WH012-06-230AC	230/50V AC
K2WH012-06-110AC	110/50V AC
K2WH012-06-24AC	24/50V AC
K2WH012-06-24DC	24V DC
K2WH012-06-12DC	12V DC
Tech Sheet 10163	

Flow Rate 0.7 L/min
Orifice 1.2mm

1/4" BSPP

0366	Voltage
K2WH012-08-230AC	230/50V AC
K2WH012-08-110AC	110/50V AC
K2WH012-08-24AC	24/50V AC
K2WH012-08-24DC	24V DC
K2WH012-08-12DC	12V DC
Tech Sheet 10163	

Flow Rate 1.7 L/min
Orifice 2mm

3/8" BSPP

0366	Voltage
K2WH020-10-230AC	230/50V AC
K2WH020-10-110AC	110/50V AC
K2WH020-10-24AC	24/50V AC
K2WH020-10-24DC	24V DC
K2WH020-10-12DC	12V DC
Tech Sheet 10163	

Coils to suit K2W Direct Acting Valves

Coil & Plug, Normally Closed to suit 1/8", 1/4" BSPP

0366	Voltage
K2W-08-230/50AC	230/50V AC
K2W-08-110/50AC	110/50V AC
K2W-08-24/50AC	24/50V AC
K2W-08-24DC	24V DC
K2W-08-12DC	12V DC
Tech Sheet 10163	

Coil & Plug, Normally Closed to suit 3/8" BSPP

0366	Voltage
K2W-040-230/50AC	230/50V AC
K2W-040-110/50AC	110/50V AC
K2W-040-24/50AC	24/50V AC
K2W-040-24DC	24V DC
K2W-040-12DC	12V DC
Tech Sheet 10163	

SOLENOID VALVES, 25 SERIES

ZS Series 2/2 Solenoid Valve

- Suitable for use on air, gas, hot water and oil applications
- Normally closed
- Comes complete with solenoid coil and plug
- Direct acting - no minimum pressure
- Rated IP 65

Brass Body NBR Seals, BSPP

0366	Thread	Orifice mm	CV Value	Min pressure	Max Working Pressure Air, AC	Gas DC	Water, Hot Water, Liquid AC	DC	Light Oil AC	DC	Max Temp C	Power VA AC 220	W DC 24V	Voltage
ZS15E2-10L	G1/2"	10	1.9	0	20	16	20	16	20	16	80	22	13	220V AC
ZS15E1-10L	G1/2"	10	1.9	0	20	16	20	16	20	16	80	22	13	110V AC
ZS15E4-10L	G1/2"	10	1.9	0	20	16	20	16	20	16	80	22	13	24V DC
ZS15E7-10L	G1/2"	10	1.9	0	20	16	20	16	20	16	80	22	13	24V AC
ZS20E2	G3/4"	20	7.6	0	10	6	10	6	7	4	80	33	20	220V AC
ZS20E1	G3/4"	20	7.6	0	10	6	10	6	7	4	80	33	20	110V AC
ZS20E4	G3/4"	20	7.6	0	10	6	10	6	7	4	80	33	20	24V DC
ZS20E7	G3/4"	20	7.6	0	10	6	10	6	7	4	80	33	20	24V AC
ZS25E2	G1"	25	12	0	10	6	10	6	7	4	80	33	20	220V AC
ZS25E1-25L	G1"	25	12	0	10	6	10	6	7	4	80	33	20	110V AC
ZS25E4	G1"	25	12	0	10	6	10	6	7	4	80	33	20	24V DC
ZS25E7	G1"	25	12	0	10	6	10	6	7	4	80	33	20	24V AC

ZS Series 2/2 Solenoid Valve

- Suitable for use on air, gas, hot water and oil applications
- Normally closed
- Comes complete with solenoid coil and plug
- Direct acting - no minimum pressure
- Rated IP 65

Stainless Steel Body Viton Seals, BSPP

0366	Thread	Orifice mm	CV Value	Min pressure	Max Working Pressure Air, AC	Gas DC	Water, Hot Water, Liquid AC	DC	Light Oil AC	DC	Max Temp C	Power VA AC 220	W DC 24V	Voltage
ZS15VE2-10LS2	G1/2"	10	1.9	0	20	16	20	16	20	16	80	22	13	220V AC
ZS15VE1-10LS2	G1/2"	10	1.9	0	20	16	20	16	20	16	80	22	13	110V AC
ZS15VE4-10LS2	G1/2"	10	1.9	0	20	16	20	16	20	16	80	22	13	24V DC
ZS15VE7-10LS2	G1/2"	10	1.9	0	20	16	20	16	20	16	80	22	13	24V AC
ZS20VE2S2	G3/4"	20	7.6	0	10	6	10	6	7	4	80	33	20	220V AC
ZS20VE1S2	G3/4"	20	7.6	0	10	6	10	6	7	4	80	33	20	110V AC
ZS20VE4S2	G3/4"	20	7.6	0	10	6	10	6	7	4	80	33	20	24V DC
ZS20VE7S2	G3/4"	20	7.6	0	10	6	10	6	7	4	80	33	20	24V AC
ZS25VE2S2	G1"	25	12	0	10	6	10	6	7	4	80	33	20	220V AC
ZS25VE1S2	G1"	25	12	0	10	6	10	6	7	4	80	33	20	110V AC
ZS25VE4S2	G1"	25	12	0	10	6	10	6	7	4	80	33	20	24V DC
ZS25VE7S2	G1"	25	12	0	10	6	10	6	7	4	80	33	20	24V AC

SOLENOID VALVES

stainless steel

Stainless Steel 2/2 N/C, Direct Operated/ Pilot Operated Solenoid Valves

Materials in contact with fluids
Body: Stainless steel AISI 316
Sealing: FPM
Internal Components: Stainless steel
Seat: Stainless steel AISI 316
Core Tube: Stainless steel
Shading Coil: Copper

Supplied with DIN plugs

1/8"-1/4"

3/8"-1"

BSPP

0030	Thread	Voltage	Coil Consumption	DN Size	KV M3/ HR	Max Pressure Bar	Replacement Coil
G256C145S-23050	1/8"	230/50	4.5 VA	1.6	0.08	0-30	533534-003
G256C145S-11050	1/8"	110/50	4.5 VA	1.6	0.08	0-30	533534-024
G256C145S-2450	1/8"	24/50	4.5 VA	1.6	0.08	0-30	533534-011
G256C145S-24VDC	1/8"	24V DC	3.5 W	1.6	0.08	0-12	533534-001
G256C129S-23050	1/4"	230/50	14 VA	2.4	0.18	0-20	533593-003
G256C129S-11050	1/4"	110/50	14 VA	2.4	0.18	0-20	533593-020
G256C129S-2450	1/4"	24/50	14 VA	2.4	0.18	0-20	533593-011
G256C113S-24VDC	1/4"	24V DC	9 W	2.4	0.18	0-20	533593-002
L182V09-38-23050	3/8"	230/50	12VA	13.5	2.5	0.35 - 16	B12AA
L182V09-38-11050	3/8"	110/50	12VA	13.5	2.5	0.35 - 16	B12AC
L182V09-38-2450	3/8"	24/50	12VA	13.5	2.5	0.35 - 16	B12AE
L182V09-38-24	3/8"	24V DC	5.5W	13.5	2.5	0.35 - 16	B12AL
L182V09-12-23050	1/2"	230/50	12VA	13.5	3.8	0.35 - 16	B12AA
L182V09-12-11050	1/2"	110/50	12VA	13.5	3.8	0.35 - 16	B12AC
L182V09-12-2450	1/2"	24/50	12VA	13.5	3.8	0.35 - 16	B12AE
L182V09-12-24	1/2"	24V DC	5.5W	13.5	3.8	0.35 - 16	B12AL
L182V09-34-23050	3/4"	230/50	12VA	18	5	0.3 - 12	B12AA
L182V09-34-11050	3/4"	110/50	12VA	18	5	0.3 - 12	B12AC
L182V09-34-2450	3/4"	24/50	12VA	18	5	0.3 - 12	B12AE
L182V09-34-24	3/4"	24V DC	5.5W	18	5	0.3 - 12	B12AL
L182V09-1-23050	1"	230/50	12VA	24	12	0.3 - 12	B12AA
L182V09-1-11050	1"	110/50	12VA	24	12	0.3 - 12	B12AC
L182V09-1-2450	1"	24/50	12VA	24	12	0.3 - 12	B12AE
L182V09-1-24	1"	24V DC	5.5W	24	12	0.3 - 12	B12AL
Tech Sheets 2121, 2122 & 2123							

Stainless Steel 2/2 N/O, Pilot Operated Solenoid Valves

Materials in contact with fluids
Body: Stainless steel AISI 316
Sealing: FPM
Internal Components: Stainless steel
Seat: Stainless steel AISI 316
Core Tube: Stainless steel
Shading Coil: Copper

Supplied with DIN plugs

BSPP

0030	Thread	Voltage	Coil Consumption	DN Size	KV M3/ HR	Max Pressure Bar	Replacement Coil
L282V09-38-23050	3/8"	230/50	12VA	13.5	2.5	0.3 - 12	B12AA
L282V09-38-11050	3/8"	110/50	12VA	13.5	2.5	0.3 - 12	B12AC
L282V09-38-2450	3/8"	24/50	12VA	13.5	2.5	0.3 - 12	B12AE
L282V09-38-24	3/8"	24V DC	5.5W	13.5	2.5	0.3 - 12	B12AL
L282V09-12-23050	1/2"	230/50	12VA	13.5	3.8	0.3 - 12	B12AA
L282V09-12-11050	1/2"	110/50	12VA	13.5	3.8	0.3 - 12	B12AC
L282V09-12-2450	1/2"	24/50	12VA	13.5	3.8	0.3 - 12	B12AE
L282V09-12-24	1/2"	24V DC	5.5W	13.5	3.8	0.3 - 12	B12AL
L282V09-34-23050	3/4"	230/50	12VA	18	5	0.3 - 10	B12AA
L282V09-34-11050	3/4"	110/50	12VA	18	5	0.3 - 10	B12AC
L282V09-34-2450	3/4"	24/50	12VA	18	5	0.3 - 10	B12AE
L282V09-34-24	3/4"	24V DC	5.5W	18	5	0.3 - 10	B12AL
L282V09-1-23050	1"	230/50	12VA	24	12	0.3 - 10	B12AA
L282V09-1-11050	1"	110/50	12VA	24	12	0.3 - 10	B12AC
L282V09-1-2450	1"	24/50	12VA	24	12	0.3 - 10	B12AE
L282V09-1-24	1"	24V DC	5.5W	24	12	0.3 - 10	B12AL
Tech Sheet 2154							

Coil reference for G256 series

BSPP

0030	Voltage
533534-003	230/50
533534-024	110/50
533534-011	24/50
533534-001	24V DC
533593-003	230/50
533593-020	110/50
533593-011	24/50
553534-002	24V DC
Tech Sheet 2154	

SOLENOID VALVES

General Purpose 2/2 N/C, Pilot Operated Solenoid Valves

BSPP

0030	Thread	Voltage	Coil Consumption	DN Size	KV M³/HR	Max Pressure Bar	Replacement Coil
L182D01-38-230	3/8"	230/50	6 VA	13.5	2.5	0.35 - 16	B10AA
L182D01-38-110	3/8"	110/50	6 VA	13.5	2.5	0.35 - 16	B10AC
L182D01-38-2450	3/8"	24/50	6 VA	13.5	2.5	0.35 - 16	B10AE
L182D01-38-24	3/8"	24V DC	5.5 W	13.5	2.5	0.35 - 16	B10AL
L182D01-12-230	1/2"	230/50	6 VA	13.5	3.8	0.35 - 16	B10AA
L182D01-12-110	1/2"	110/50	6 VA	13.5	3.8	0.35 - 16	B10AC
L182D01-12-2450	1/2"	24/50	6 VA	13.5	3.8	0.35 - 16	B10AE
L182D01-12-24	1/2"	24V DC	5.5 W	13.5	3.8	0.35 - 16	B10AL
L182D01-34-230	3/4"	230/50	6 VA	18	5	0.35 - 12	B10AA
L182D01-34-110	3/4"	110/50	6 VA	18	5	0.35 - 12	B10AC
L182D01-34-2450	3/4"	24/50	6 VA	18	5	0.35 - 12	B10AE
L182D01-34-24	3/4"	24V DC	5.5 W	18	5	0.35 - 12	B10AL
L182D01-1-230	1"	230/50	6 VA	24	12	0.35 - 12	B10AA
L182D01-1-110	1"	110/50	6 VA	24	12	0.35 - 12	B10AC
L182D01-1-2450	1"	24/50	6 VA	24	12	0.35 - 12	B10AE
L182D01-1-24	1"	24V DC	5.5 W	24	12	0.35 - 12	B10AL
L182D48-114-230	1.1/4"	230/50	14 VA	30	15	0.5-10	A10AA
L182D48-114-110	1.1/4"	110/50	14 VA	30	15	0.5-10	A10AC
L182D48-114-2450	1.1/4"	24/50	14 VA	30	15	0.5-10	A10AE
L182D48-114-24	1.1/4"	24V DC	9 W	30	15	0.5-10	A10AL
L182D48-112-230	1.1/2"	230/50	14 VA	45	27	0.5-10	A10AA
L182D48-112-110	1.1/2"	110/50	14 VA	45	27	0.5-10	A10AC
L182D48-112-2450	1.1/2"	24/50	14 VA	45	27	0.5-10	A10AE
L182D48-112-24	1.1/2"	24V DC	9 W	45	27	0.5-10	A10AL
L182D48-2-230	2"	230/50	14 VA	45	34	0.5-10	A10AA
L182D48-2-110	2"	110/50	15 VA	45	34	0.5-10	A10AC
L182D48-2-2450	2"	24/50	16 VA	45	34	0.5-10	A10AE
L182D48-2-24	2"	24V DC	9 W	45	34	0.5-10	A10AL

Tech Sheet 1977

General Purpose 2/2 N/O, Pilot Operated Solenoid Valves

3/8"-2" WRAS Approved. EPDM Seal

BSPP

0030	Thread	Voltage	Coil Consumption	DN Size	KV M³/HR	Max Pressure Bar	Replacement Coil
L282D01-38-230	3/8"	230/50	6 VA	13.5	2.5	0.35-12	B10AA
L282D01-38-110	3/8"	110/50	6 VA	13.5	2.5	0.35-12	B10AC
L282D01-38-2450	3/8"	24/50	6 VA	13.5	2.5	0.35-12	B10AE
L282D01-38-24	3/8"	24V DC	5.5 W	13.5	2.5	0.35-12	C10AL
L282D01-12-230	1/2"	230/50	6 VA	13.5	3.8	0.35-12	B10AA
L282D01-12-110	1/2"	110/50	6 VA	13.5	3.8	0.35-12	B10AC
L282D01-12-2450	1/2"	24/50	6 VA	13.5	3.8	0.35-12	B10AE
L282D01-12-24	1/2"	24V DC	5.5 W	13.5	3.8	0.35-12	C10AL
L282D01-34-230	3/4"	230/50	6 VA	18	5	0.35-10	B10AA
L282D01-34-110	3/4"	110/50	6 VA	18	5	0.35-10	B10AC
L282D01-34-2450	3/4"	24/50	6 VA	18	5	0.35-10	B10AE
L282D01-34-24	3/4"	24V DC	5.5 W	18	5	0.35-10	C10AL
L282D01-1-230	1"	230/50	6 VA	24	12	0.35-10	B10AA
L282D01-1-110	1"	110/50	6 VA	24	12	0.35-10	B10AC
L282D01-1-2450	1"	24/50	6 VA	24	12	0.35-10	B10AE
L282D01-1-24	1"	24V DC	5.5 W	24	12	0.35-10	C10AL
L282D48-114-230	1.1/4"	230/50	14 VA	30	15	0.5-10	A10AA
L282D48-114-110	1.1/4"	110/50	14 VA	30	15	0.5-10	A10AC
L282D48-114-2450	1.1/4"	24/50	14 VA	30	15	0.5-10	A10AE
L282D48-114-24	1.1/4"	24V DC	9 W	30	15	0.5-10	A10AL
L282D01-112-230	1.1/2"	230/50	14 VA	45	27	0.5-10	A10AA
L282D01-112-110	1.1/2"	110/50	14 VA	45	27	0.5-10	A10AC
L282D01-112-2450	1.1/2"	24/50	14 VA	45	27	0.5-10	A10AE
L282D01-112-24	1.1/2"	24V DC	9 W	45	27	0.5-10	A10AL
L282D01-2-230	2"	230/50	14 VA	45	34	0.5-10	A10AA
L282D01-2-110	2"	110/50	14 VA	45	34	0.5-10	A10AC
L282D01-2-2450	2"	24/50	14 VA	45	34	0.5-10	A10AE
L282D01-2-24	2"	24V DC	9 W	45	34	0.5-10	A10AL

Tech Sheet 1978

FT PRO

For **Reinforced PVC Braided Hose Type RPVC (to BS6066)**
see pages **1402-1406**

SOLENOID VALVES

Direct Operated & Pilot Operated (zero rated) Solenoid Valves

1/8"-1/4"

3/8"-1"



BSPP

0030	Thread	Voltage	Coil Consumption	DN Size	KV M³/HR	Max Pressure Bar	Replacement Coil
G256C136S-23050	1/8"	230/50	4.5 VA	2	0.12	0-15	533534-003
G256C136S-11050	1/8"	110/50	4.5 VA	2	0.12	0-15	533534-024
G256C136S-2450	1/8"	24/50	4.5 VA	2	0.12	0-15	533534-011
G256C136S-24	1/8"	24V DC	3.5 W	2	0.12	0-6	533534-001
G256121S-23050	1/4"	230/50	14 VA	2.4	0.18	0-20	533593-003
G256C121S-11050	1/4"	110/50	14 VA	2.4	0.18	0-20	533593-020
G256C121S-2450	1/4"	24/50	14 VA	2.4	0.18	0-20	533593-011
G256C121S-24	1/4"	24V DC	9W	2.4	0.18	0-20	533593-002
L133B16-38-230	3/8"	230/50	14 VA	12.5	2	0-10	530AA
L133B16-38-110	3/8"	110/50	14 VA	12.5	2	0-10	530AC
L133B16-38-2450	3/8"	24/50	14 VA	12.5	2	0-10	530AE
L133B16-38-24	3/8"	24V DC	9W	12.5	2	0-3	530AL
L133B16-12-230	1/2"	230/50	24 VA	12.5	2.2	0-10	130AA
L133B16-12-110	1/2"	110/50	24 VA	12.5	2.2	0-10	130AC
L133B16-12-2450	1/2"	24/50	24 VA	12.5	2.2	0-10	130AE
L133B16-12-24	1/2"	24V DC	13W	12.5	2.2	0-3	130AL
L133B07-34-230	3/4"	230/50	24VA	17	4.5	0-10	130AA
L133B07-34-110	3/4"	110/50	24VA	17	4.5	0-10	130AC
L133B07-34-2450	3/4"	24/50	24VA	17	4.5	0-10	130AE
L133B07-34-24	3/4"	24V DC	13W	17	4.5	0-3	130AL
L133B06-1-230	1"	230/50	33VA	24	9	0-10	923EA
L133B06-1-110	1"	110/50	33VA	24	9	0-10	923EC
L133B06-1-2450	1"	24/50	33VA	24	9	0-10	923EE
L133B06-1-24	1"	24V DC	17W	24	9	0-3	923AL

Tech Sheets 870, 871 & 863

Steam & Hot Water 2/2 N/C, Pilot Operated Solenoid Valves

BSPP

0030	Thread	Voltage	Coil Consumption	DN Size	KV M³/HR	Max Pressure Bar	Replacement Coil
L145R2-12-230	1/2"	230/50	10VA	10	2.5	0.4-8	614AA
L145R2-12-110	1/2"	110/50	10VA	10	2.5	0.4-8	614AC
L145R2-12-24	1/2"	24V AC	10VA	10	2.5	0.4-8	614AE
L145R4-34-230	3/4"	230/50	14VA	16	4.5	0.4-6	534AA
L145R4-34-110	3/4"	110/50	14VA	16	4.5	0.4-6	534AC
L145R2-1-230	1"	230/50	14VA	18.5	18.5	0.4-6	534AA
L145R2-1-110	1"	110/50	14VA	18.5	18.5	0.4-6	534AC

Tech Sheet 864

General Purpose 3/2 N/C, Direct Acting Solenoid Valves

BSPP

0030	Thread	Voltage	Coil Consumption	DN Size	KV M³/HR	Max Pressure Bar	Replacement Coil
G356C136S-23050	1/8"	230/50	4.5 VA	1.6	0.08	0-10	533534-003
G356C136S-11050	1/8"	110/50	4.5 VA	1.6	0.08	0-10	533534-024
G356C136S-2450	1/8"	24/50	4.5 VA	1.6	0.08	0-10	533534-011
G356C136S-24	1/8"	24V DC	5W	1.6	0.08	0-10	533534-002
L321B02C-14-230	1/4"	230/50	14VA	2.3	0.14	0-8	230
L321B02C-14-110	1/4"	110/50	14VA	2.3	0.14	0-8	110
L321B02C-14-2450	1/4"	24/50	14VA	2.3	0.14	0-8	2450
L321B02C-14-24	1/4"	24V DC	9W	2.3	0.14	0-8	24DC

Tech Sheets 868 & 869

SOLENOID VALVES

Pilot Operated (zero rated) Solenoid Valves

BSPP

0030	Thread	Voltage	Coil Consumption	DN Size	KV M³/HR	Max Pressure Bar	Replacement Coil
L153D07-12-230*	1/2"	230/50	12VA	11.5	2.1	0-8	134AA
L153D07-12-110*	1/2"	110/50	12VA	11.5	2.1	0-8	134AC
L153D07-12-24*	1/2"	24V AC	12VA	11.5	2.1	0-8	134AE
L153D07-34-230	3/4"	230/50	12VA	17	5	0-8	134AA
L153D07-34-110	3/4"	110/50	12VA	17	5	0-8	134AC
L153D07-34-24	3/4"	24V AC	12VA	17	5	0-8	134AE
L153D5-1-230	1"	230/50	27VA	22	8.5	0-8	923EA
L153D5-1-110	1"	110/50	27VA	22	8.5	0-8	923EC
L153D5-1-24	1"	24V AC	27VA	22	8.5	0-8	923AL
Tech Sheet 865							

** Please Note 0-6 Bar Hot Water.*

DIN Plug

To suit Sirai Valves

0030	To Suit
122	122 Coil
182	182 Coil

Replacement Coils

To suit Sirai Valves

0030	Voltage	Plug
823AA	230/50	122
823AC	110/50	122
823AL	24V DC	122
830AE	24/50	122
A10AA	230/50	182
A10AC	110/50	182
A10AE	24/50	182
A10AL	24V DC	182
B10AA	230/50	122
B10AC	110/50	122
B10AE	24/50	122
B10AL	24V DC	122
530AA	230/50	182
530AC	110/50	182
530AL	24V DC	182
130AA	230/50	182
130AC	110/50	182
130AE	24/50	182
130AL	24V DC	182
923EA	230/50	182
923EC	110/50	182
923EE	24/50	182
923AL	24V DC	182
614AA	230/50	122
614AC	110/50	122
614AE	24V AC	122
534AA	230/50	182
534AC	110/50	182
534AE	24V AC	182
134AA	230/50	182
134AC	110/50	182
134AE	24V AC	182
934AA	230/50	182
934AC	110/50	182
934AE	24V AC	182
610AA	230/50	122
610AC	110/50	122
610AE	24/50	122
610AL	24V DC	122

SOLENOID VALVES

VZWF 2/2 Way Normally Closed Solenoid Valves

Features:
- Available in brass or stainless steel body
- BSPP threads
- NBR seals
- Stainless steel tube and internals
- Suitable for applications such as water, inert gases, compressed air systems and neutral liquids.
  Also suitable for vacuum with Pabs > 100 mbar
- 22 centistokes maximum viscosity
- IP65 rating

Working Temperature:
-10°C to +80°C

Ambient Temperature:
-10°C to +35°C

Maximum Working Pressure:
10 bar: 1/4" to 1/2"
6 bar: 3/4" upwards



Brass

0990	Size	Festo Type Code	Voltage
1492110	1/4"	VZWF-B-L-M22C-G14-135-1P4-10	24V DC
1492206	1/4"	VZWF-B-L-M22C-G14-135-2AP4-10	110V AC
1492302	1/4"	VZWF-B-L-M22C-G14-135-3AP4-10	230V AC
1492111	3/8"	VZWF-B-L-M22C-G38-135-1P4-10	24V DC
1492207	3/8"	VZWF-B-L-M22C-G38-135-2AP4-10	110V AC
1492303	3/8"	VZWF-B-L-M22C-G38-135-3AP4-10	230V AC
1492112	1/2"	VZWF-B-L-M22C-G12-135-1P4-10	24V DC
1492208	1/2"	VZWF-B-L-M22C-G12-135-2AP4-10	110V AC
1492304	1/2"	VZWF-B-L-M22C-G12-135-3AP4-10	230V AC
1492113	3/4"	VZWF-B-L-M22C-G34-275-1P4-6	24V DC
1492209	3/4"	VZWF-B-L-M22C-G34-275-2AP4-6	110V AC
1492305	3/4"	VZWF-B-L-M22C-G34-275-3AP4-6	230V AC
1492114	1"	VZWF-B-L-M22C-G1-275-1P4-6	24V DC
1492210	1"	VZWF-B-L-M22C-G1-275-2AP4-6	110V AC
1492306	1"	VZWF-B-L-M22C-G1-275-3AP4-6	230V AC
Tech Sheet 6264			

Stainless Steel

0990	Size	Festo Type Code	Voltage
1492118	1/4"	VZWF-B-L-M22C-G14-135-1P4-10-R1	24V DC
1492214	1/4"	VZWF-B-L-M22C-G14-135-2AP4-10-R1	110V AC
1492310	1/4"	VZWF-B-L-M22C-G14-135-3AP4-10-R1	230V AC
1492119	3/8"	VZWF-B-L-M22C-G38-135-1P4-10-R1	24V DC
1492215	3/8"	VZWF-B-L-M22C-G38-135-2AP4-10-R1	110V AC
1492311	3/8"	VZWF-B-L-M22C-G38-135-3AP4-10-R1	230V AC
1492120	1/2"	VZWF-B-L-M22C-G12-135-1P4-10-R1	24V DC
1492216	1/2"	VZWF-B-L-M22C-G12-135-2AP4-10-R1	110V AC
1492312	1/2"	VZWF-B-L-M22C-G12-135-3AP4-10-R1	230V AC
1492121	3/4"	VZWF-B-L-M22C-G34-275-1P4-6-R1	24V DC
1492217	3/4"	VZWF-B-L-M22C-G34-275-2AP4-6-R1	110V AC
1492313	3/4"	VZWF-B-L-M22C-G34-275-3AP4-6-R1	230V AC
1492122	1"	VZWF-B-L-M22C-G1-275-1P4-6-R1	24V DC
1492218	1"	VZWF-B-L-M22C-G1-275-2AP4-6-R1	110V AC
1492314	1"	VZWF-B-L-M22C-G1-275-3AP4-6-R1	230V AC
Tech Sheet 6264			

VZWM 2/2 Way Normally Closed Solenoid Valves

Features:
- Available in brass or stainless steel body
- BSPP threads
- NBR seals
- Steel tube and internals
- Suitable for applications such as water, inert gases, compressed air systems and neutral liquids
- 22 centistokes maximum viscosity
- IP65 rating with a DIN connector fitte
- For a complete diaphragm opening, a minimum pressure of 0.5 bar is required for sizes 1/4" to 1" and 0.7 bar for sizes 1.1/4" upwards

Working Temperature:
-10°C to +60°C

Ambient Temperature:
-10°C to +60°C

Maximum Working Pressure:
10 bar (gases)
6 bar (liquids)



Brass

0990	Size	Festo Type Code	Solenoid Coil Size
546146	1/4"	VZWM-L-M22C-G14-F4	F4
546147	3/8"	VZWM-L-M22C-G38-F4	F4
546148	1/2"	VZWM-L-M22C-G12-F4	F4
546149	3/4"	VZWM-L-M22C-G34-F4	F4
546150	1"	VZWM-L-M22C-G1-F4	F4
546151	1.1/4"	VZWM-L-M22C-G114-F5	F5
546152	1.1/2"	VZWM-L-M22C-G112-F5	F5
546153	2"	VZWM-L-M22C-G2-F5	F5
Tech Sheet 6265			

Stainless Steel

0990	Size	Festo Type Code	Solenoid Coil Size
546162	1/4"	VZWM-L-M22C-G14-F5-R1	F5
546163	3/8"	VZWM-L-M22C-G38-F5-R1	F5
546164	1/2"	VZWM-L-M22C-G12-F5-R1	F5
546165	3/4"	VZWM-L-M22C-G34-F5-R1	F5
546166	1"	VZWM-L-M22C-G1-F5-R1	F5
546167	1.1/4"	VZWM-L-M22C-G114-F5-R1	F5
546168	1.1/2"	VZWM-L-M22C-G112-F5-R1	F5
546169	2"	VZWM-L-M22C-G2-F5-R1	F5
Tech Sheet 6265			

SOLENOID VALVES

Solenoid Valves

Features:

- Electricial connection according to DIN EN 175301-803 Form A
- Any mounting position
- IP65 rating
- 100% duty rating

Features:

- Electricial connection according to DIN EN 175301-803 Form A
- Reinforced PA housing
- IP65 rating

Solenoid Coil

0990	Size	Festo Type Code	Voltage
549903	F4	MD-2-24VDC-PA	24V DC
549904	F4	MD-2-110VAC-PA	110V AC
549905	F4	MD-2-230VAC-PA	230V AC
549906	F5	MH-2-24VDC-PA	24V DC
549907	F5	MH-2-110VAC-PA	110V AC
549908	F5	MH-2-230VAC-PA	230V AC
Tech Sheet 6266			

DIN Plug

0990	Size	Festo Type Code
550067	1/4" to 2"	MSSD-N
Tech Sheet 6267		

FESTO



You might also need...
Festo Male Studs
...see page **808**

Require technical support with Festo products?...
Contact our technical sales team and they will be happy to assist you.

SOLENOID VALVES

stainless steel

Parker's 2 way and 3 way, normally closed and normally open, solenoid valves are used in a wide variety of applications, with or without pressure differential. Ideal for air, liquids and gases, these valves are available with a brass or stainless steel body with a range of sealing materials offering vast chemical compatibilities.

Applications:

- Compressors
- Water dispensing and purificatio
- Cooling systems
- Sterilisers
- Analysers and diagnostic equipment
- Medical and dental devices
- Welding equipment
- Lubrication equipment
- Beverage dispensing and vending machines
- Oil burners
- Humidification and misting equipment
- Mobile equipment
- Textile and dry cleaning machines
- Irrigation

Solenoid Valves, Stainless Steel 316L

Working Temperature:
-10°C to +140°C

Please see technical data sheet for working pressures

2/2 Way, Normally Closed, Viton Seal, BSPP

0484	Thread	Orifice mm	Voltage	Manufacturer's Code
550000DIS	1/8"	1.5	24V DC	550000DIS
550001DIS	1/8"	1.5	230V AC	550001DIS
550002DIS	1/4"	1.5	24V DC	550002DIS
550003DIS	1/4"	1.5	230V AC	550003DIS
550004DIS	1/4"	2.5	24V DC	550004DIS
550005DIS	1/4"	2.5	230V AC	550005DIS
550009DIS	3/8"	5	230V AC	550009DIS
550010DIS	1/2"	5	24V DC	550010DIS
550011DIS	1/2"	5	230V AC	550011DIS
Tech Sheet 60420				

Maximum Working Pressure
6 bar

2/2 Way, Normally Open, Viton Seal, BSPP

0484	Thread	Orifice mm	Voltage	Manufacturer's Code
550013DIS	1/4"	3	230V AC	550013DIS
Tech Sheet 60421				

Maximum Working Pressure
8 bar

3/2 Way, Normally Closed, Viton Seal, BSPP

0484	Thread	Orifice mm	Voltage	Manufacturer's Code
550014DIS	1/8"	1.5	24V DC	550014DIS
550015DIS	1/8"	1.5	230V AC	550015DIS
550016DIS	1/4"	1.5	24V DC	550016DIS
550017DIS	1/4"	1.5	230V AC	550017DIS
Tech Sheet 60421				

2/2 Way Solenoid Valves, Direct Lift, Stainless Steel

Maximum Working Temperature:
+100°C

Maximum Working Pressure
16 bar = AC
6 bar = DC

Normally Closed, Viton Seal, BSPP

0484	Thread	Voltage	Manufacturer's Code
221G6306-230AC	3/8"	230V AC	221G6306-2995-4818653D
221G6506-230AC	1/2"	230V AC	221G6506-2995-4818653D
221G6536-24DC	1/2"	24V DC	221G6536-2995-492425C2
221G6606-230AC	3/4"	230V AC	221G6606-2995-4818653D
221G6106-230AC	1"	230V AC	221G6106-2995-4818653D
221G6136-24DC	1"	24V DC	221G6136-2995-492425C2
Tech Sheet 60440			

SOLENOID VALVES

Parker's 2 way and 3 way, normally closed and normally open, solenoid valves are used in a wide variety of applications, with or without pressure differential. Ideal for air, liquids and gases, these valves are available with a brass or stainless steel body with a range of sealing materials offering vast chemical compatibilities.

Applications:

- Compressors
- Water dispensing and purificatio
- Cooling systems
- Sterilisers
- Analysers and diagnostic equipment
- Medical and dental devices
- Welding equipment
- Lubrication equipment
- Beverage dispensing and vending machines
- Oil burners
- Humidification and misting equipment
- Mobile equipment
- Textile and dry cleaning machines
- Irrigation

2/2 Way Solenoid Valves, Brass, Compact Design

Working Temperature: -10°C to +140°C

Maximum Working Pressure: 10 bar = AC, 7 bar = DC

Normally Closed, Viton Seal, BSPP

0484	Thread	Voltage	Manufacturer's Code
321K3106-230AC	1/4"	230V AC	321K3106-8993-4889803D
321K3106-24DC	1/4"	24V DC	321K3106-8993-488980C2
321K3306-230AC	3/8"	230V AC	321K3306-8993-4889803D
321K3306-24DC	3/8"	24V DC	321K3306-8993-488980C2
321K3506-230AC	1/2"	230V AC	321K3506-8993-4889803D
321K3506-24DC	1/2"	24V DC	321K3506-8993-488980C2
321K3606-230AC	3/4"	230V AC	321K3606-8993-4889803D
321K3606-24DC	3/4"	24V DC	321K3606-8993-488980C2
321K3706-230AC	1"	230V AC	321K3706-8993-4889803D
321K3706-24DC	1"	24V DC	321K3706-8993-488980C2
Tech Sheet 60417			

Working Temperature: -10°C to +100°C

Maximum Working Pressure: 12 bar

Normally Open, Viton Seal, BSPP

0484	Thread	Voltage	Manufacturer's Code
322K4106-24DC	1/4"	24V DC	322K4106-2995-481865C2
322K4506-230AC	1/2"	230V AC	322K4506-2995-4818653D
322K4506-24DC	1/2"	24V DC	322K4506-2995-481865C2
322K4606-230AC	3/4"	230V AC	322K4606-2995-4818653D
322K4606-24DC	3/4"	24V DC	322K4606-2995-481865C2
Tech Sheet 60418			

2/2 Way Solenoid Valves, Brass, Direct Lift

Working Temperature: -10°C to +100°C

Maximum Working Pressure 16 bar = AC, 10 bar = DC

Normally Closed, Nitrile Seal, BSPP

0484	Thread	Voltage	Manufacturer's Code
221G13-230AC	3/8"	230V AC	221G13-2995-4818653D
221G13-24DC	3/8"	24V DC	221G13-2995-492425C2
221G1530-24DC	1/2"	24V DC	221G1530-2995-481865C2
221G16-230AC	3/4"	230V AC	221G16-2995-4818653D
221G16-24DC	3/4"	24V DC	221G16-2995-492425C2
221G17-24DC	1"	24V DC	221G17-2995-492425C2
Tech Sheet 60416			

Normally Closed, Large Flow, Nitrile Seal, BSPP

0484	Thread	Voltage	Manufacturer's Code
221G21-230AC	1"	230V AC	221G21-2995-4818653D
221G2130-24DC	1"	24V DC	221G2130-2995-481865C2
Tech Sheet 60416			

3/2 Way Solenoid Valve, Aluminium Banjo Design

Working Temperature: -10°C to +50°C

Maximum Working Pressure 10 bar

Normally Closed, Nitrile Seal, BSPP

0484	Thread	Voltage	Manufacturer's Code
131B14-24DC	1/8"	24V DC	131B14-496131C2
131B14-230AC	1/8"	230V AC	131B14-496131P9
131B04-24DC	1/4"	24V DC	131B04-496131C2
131B04-230AC	1/4"	230V AC	131B04-496131P9
Tech Sheet 60415			

SOLENOID VALVES

Parker's 2 way, normally closed and normally open, solenoid valves are used in a wide variety of applications, with or without pressure differential. Ideal for air, liquids and gases, these valves are available with a brass or stainless steel body with a range of sealing materials offering vast chemical compatibilities.

Applications:

- Compressors
- Water dispensing and purificatio
- Cooling systems
- Sterilisers
- Analysers and diagnostic equipment
- Medical and dental devices
- Welding equipment
- Lubrication equipment
- Beverage dispensing and vending machines
- Oil burners
- Humidification and misting equipmen
- Mobile equipment
- Textile and dry cleaning machines
- Irrigation

2/2 Way Solenoid Valves, Brass, Hot Water & Liquids

Working Temperature:
-10°C to +140°C (3/8" to 1")
-10°C to +50°C (1.1/4" to 2")

Maximum Working Pressure:
10 bar

Normally Closed, EPDM Seal, BSPP

0484	Thread	Voltage	Manufacturer's Code
550036DIS	3/8"	24V DC	550036DIS
550037DIS	3/8"	230V AC	550037DIS
550026DIS	3/4"	24V DC	550026DIS
550029DIS	1"	230V AC	550029DIS
550218DIS	2"	230V AC	550218DIS
Tech Sheet 60423			

2/2 Way Solenoid Valves, Brass, Hot Water & Liquids

Working Temperature:
-10°C to +90°C

Maximum Working Pressure:
20 bar (3/8" to 1/2")
10 bar (3/4" to 3")

Normally Closed, Nitrile Seal, BSPP

0484	Thread	Voltage	Manufacturer's Code
550039DIS	3/8"	230V AC	550039DIS
550198DIS	3/4"	230V AC	550198DIS
550030DIS	1"	24V DC	550030DIS
550031DIS	1"	230V AC	550031DIS
550033DIS	1.1/4"	230V AC	550033DIS
550034DIS	1.1/2"	24V DC	550034DIS
550035DIS	1.1/2"	230V AC	550035DIS
Tech Sheet 60424			

2/2 Way Solenoid Valves, Brass, Hot Water & Liquids

Working Temperature:
-10°C to +90°C

Maximum Working Pressure:
20 bar (3/8" to 1")
10 bar (1.1/2" to 2")

Normally Open, Nitrile Seal, BSPP

0484	Thread	Voltage	Manufacturer's Code
550057DIS	3/8"	230V AC	550057DIS
550046DIS	1/2"	24V DC	550046DIS
550047DIS	1/2"	230V AC	550047DIS
550049DIS	3/4"	230V AC	550049DIS
550050DIS	1"	24V DC	550050DIS
550051DIS	1"	230V AC	550051DIS
550052DIS	1.1/2"	24V DC	550052DIS
Tech Sheet 60425			

2/2 Way Solenoid Valves, Brass, Steam & Hot Water

Working Temperature:
-30°C to +180°C

Maximum Working Pressure:
10 bar

Normally Closed, PTFE Seal, BSPP

0484	Thread	Voltage	Manufacturer's Code
550072DIS	1/2"	230V AC	550072DIS
550076DIS	1"	230V AC	550076DIS
Tech Sheet 60426			

SOLENOID VALVES

General Purpose 2/2 N/C Pilot Operated Solenoid Valves

Media: Water, oil and air
Seal: Nitrile
Speed Control Screw: Standard on 1.1/2" and 2"
Body: Brass
Protection Class: IP65 (with connector fitted

Working Temperature:
-10°C to +90°C

BSPP

0263	Thread	Voltage	Coil Consumption	DN Size	KV LPM	Max Pressure Bar	Replacement Coil
F180-38-230	3/8"	230/50	10VA	13	55	0.3-16	2700
F180-38-110	3/8"	110/50	10VA	13	55	0.3-16	2400
F180-38-24	3/8"	24DC	7W	13	55	0.3-16	2250
F180-12-230	1/2"	230/50	10VA	13	63	0.3-16	2700
F180-12-110	1/2"	110/50	10VA	13	63	0.3-16	2400
F180-12-24	1/2"	24DC	7W	13	63	0.3-16	2250
F180-34-230	3/4"	230/50	10VA	21	90	0.3-16	2700
F180-34-110	3/4"	110/50	10VA	21	90	0.3-16	2400
F180-34-24	3/4"	24DC	7W	21	90	0.3-16	2250
F180-1-230	1"	230/50	10VA	25	216	0.3-16	2700
F180-1-110	1"	110/50	10VA	25	216	0.3-16	2400
F180-1-24	1"	24DC	7W	25	216	0.3-16	2250
F180-112-230	1.1/2"	230/50	18VA	40	400	0.5-16	7700
F180-112-110	1.1/2"	110/50	18VA	40	400	0.5-16	7400
F180-112-24	1.1/2"	24DC	14W	40	400	0.5-16	7250
F180-2-230	2"	230/50	18VA	50	540	0.5-16	7700
F180-2-110	2"	110/50	18VA	50	540	0.5-16	7400
F180-2-24	2"	24DC	14W	50	540	0.5-16	7250
Tech Sheet 10376							

General Purpose 2/2 N/C Direct Acting Solenoid Valves

Media: Water, oil and air
Seal: FKM
Body: Brass
Protection Class: IP65 (with connector fitted

Working Temperature:
-10°C to +120°C

BSPP

0263	Thread	Voltage	Coil Consumption	DN Size	KV LPM	Max Pressure Bar	Replacement Coil
F133-18-230	1/8"	230/50	10VA	2	1.9	0-12	2700
F133-18-110	1/8"	110/50	10VA	2	1.9	0-12	2400
F133-18-24	1/8"	24DC	7W	2	1.9	0-9	2250
F133-14-230	1/4"	230/50	18VA	3	4.5	0-15	7700
F133-14-110	1/4"	110/50	18VA	3	4.5	0-15	7400
F133-14-24	1/4"	24DC	14W	3	4.5	0-8	7250
F133-38-230	3/8"	230/50	18VA	4	6	0-8	7700
F133-38-110	3/8"	110/50	18VA	4	6	0-8	7400
F133-38-24	3/8"	24DC	14W	4	6	0-5	7250
Tech Sheet 10374							

General Purpose 2/2 N/O Pilot Operated Solenoid Valves

Media: Water, oil and air
Seal: Nitrile
Speed Control Screw: Standard on 1.1/2" and 2"
Body: Brass
Protection Class: IP65 (with connector fitted

Working Temperature:
-10°C to +90°C

BSPP

0263	Thread	Voltage	Coil Consumption	DN Size	KV LPM	Max Pressure Bar	Replacement Coil
F280-38-230	3/8"	230/50	10VA	13	55	0.3-16	2700
F280-38-110	3/8"	110/50	10VA	13	55	0.3-16	2400
F280-38-24	3/8"	24DC	7W	13	55	0.3-16	2250
F280-12-230	1/2"	230/50	10VA	13	63	0.3-16	2700
F280-12-110	1/2"	110/50	10VA	13	63	0.3-16	2400
F280-12-24	1/2"	24DC	7W	13	63	0.3-16	2250
F280-34-230	3/4"	230/50	10VA	21	100	0.3-16	2700
F280-34-110	3/4"	110/50	10VA	21	100	0.3-16	2400
F280-34-24	3/4"	24DC	7W	21	100	0.3-16	2250
F280-1-230	1"	230/50	10VA	21	160	0.3-16	2700
F280-1-110	1"	110/50	10VA	21	160	0.3-16	2400
F280-1-24	1"	24DC	7W	21	160	0.3-16	2250
F280-112-230	1.1/2"	230/50	18VA	40	480	0.5-16	7700
F280-112-24	1.1/2"	24DC	14W	40	480	0.5-16	7250
F280-2-230	2"	230/50	18VA	50	600	0.5-16	7700
F280-2-110	2"	110/50	18VA	50	600	0.5-16	7400
F280-2-24	2"	24DC	14W	50	600	0.5-16	7250
Tech Sheet 10377							

SOLENOID VALVES

Stainless Steel 2/2 N/C Direct Acting Solenoid Valves

Media: Aggressive media
Seal: FKM
Body: Stainless steel
Protection Class: IP65
(with connector fitted

Working Temperature:
-10°C to +130°C

stainless steel

BSPP

0263	Thread	Voltage	Coil Consumption	DN Size	KV LPM	Max Pressure Bar	Replacement Coil
FSS-18-24	1/8"	24DC	14W	3	4.5	0-8	7250
FSS-14-230	1/4"	230/50	18VA	3	4.5	0-15	7700
FSS-14-110	1/4"	110/50	18VA	3	4.5	0-15	7400
FSS-14-24	1/4"	24DC	14W	3	4.5	0-8	7250
Tech Sheet 10380							

General Purpose 3/2 N/C Direct Acting Solenoid Valves

Media: Water, oil and air
Seal: FKM
Body: Brass
Protection Class: IP65
(with connector fitted

Working Temperature:
-10°C to +130°C

BSPP

0263	Thread	Voltage	Coil Consumption	DN Size	KV LPM	Max Pressure Bar	Replacement Coil
F333-18-230	1/8"	230/50	18VA	2	2.2	0-10	7700
F333-18-110	1/8"	110/50	18VA	2	2.2	0-10	7400
F333-18-24	1/8"	24DC	14W	2	2.2	0-10	7250
F333-14-230	1/4"	230/50	18VA	2	2.2	0-10	7700
F333-14-110	1/4"	110/50	18VA	2	2.2	0-10	7400
F333-14-24	1/4"	24DC	14W	2	2.2	0-10	7250
Tech Sheet 10251							

2/2 Way Pilot Operated Valve with Assisted Lift

Media: Water, oil and air
Note:
Other voltages available on request

Working Temperature:
-10°C to +130°C

Compact Version, BSPP

0263	Thread	Voltage	Coil Consumption	DN Size	KV LPM	Max Pressure Bar	Replacement Coil
D884DVU-230/50	1/4"	230/50	18VA	10.5	21	0-16	7700
D884DVU-110/50	1/4"	110/50	18VA	10.5	21	0-16	7400
D885DVU-230/50	3/8"	230/50	18VA	10.5	24	0-16	7700
D885DVU-24	3/8"	24DC	14W	10.5	24	0-4.5	7250
D886DVU-230/50	1/2"	230/50	18VA	10.5	25	0-16	7700
D886DVU-110/50	1/2"	110/50	18VA	10.5	25	0-16	7400
D886DVU-24	1/2"	24DC	14W	10.5	25	0-4.5	7250
Tech Sheet 10379							

Now available with WRAS approval, FKM seals, EPDM seals, stainless steel body and normally open configurations on request

High Flow Version, BSPP

0263	Thread	Voltage	Coil Consumption	DN Size	KV LPM	Max Pressure Bar	Replacement Coil
D288DBW-230/50	3/8"	230/50	18VA	15	60	0-16	7700
D288DBW-110/50	3/8"	110/50	18VA	15	60	0-16	7400
D288DBW-24	3/8"	24DC	14W	15	60	0-6	7250
D289BW-230/50	1/2"	230/50	18VA	15	65	0-16	7700
D289BW-110/50	1/2"	110/50	18VA	15	65	0-16	7400
D289BW-24	1/2"	24DC	14W	15	65	0-6	7250
D290DBW-230/50	3/4"	230/50	18VA	15	80	0-16	7700
D290DBW-110/50	3/4"	110/50	18VA	15	80	0-16	7400
D290DBW-24	3/4"	24DC	14W	15	80	0-6	7250
D293DBY-230/50	1"	230/50	18VA	25	170	0-16	7700
D293DBY-110/50	1"	110/50	18VA	25	170	0-16	7400
D293DBY-24	1"	24DC	14W	25	170	0-6	7250
Tech Sheet 10378							

SOLENOID VALVES

Steam 2/2 Way N/C Pilot Operated Solenoid Valves

Ambient Temperature:
-10°C to +70°C
Working Temperature:
-10°C to +180°C

2/2 Way N/C, BSPP

0263	Thread	LPM	Min Pressure Bar	Max Pressure Bar
D634DTT24VAC	1/4"	21	0.3	10
D634DTT110VAC	1/4"	21	0.3	10
D634DTT240VAC	1/4"	21	0.3	10
D635DTT24VAC	3/8"	24	0.3	10
D635DTT110VAC	3/8"	24	0.3	10
D635DTT240VAC	3/8"	24	0.3	10
D636DTT24VAC	1/2"	25	0.3	10
D636DTT110VAC	1/2"	25	0.3	10
D636DTT240VAC	1/2"	25	0.3	10
D606DTY24VAC	3/4"	120	1	10
D606DTY110VAC	3/4"	120	1	10
D606DTY240VAC	3/4"	120	1	10
D622DTY24VAC	1"	120	1	10
D622DTY110VAC	1"	120	1	10
D622DTY240VAC	1"	120	1	10
Tech Sheet 974				

DIN Connectors

Plug to suit F133/F180/F280 (1/8"-1")

0263
2021-7303
Tech Sheet 974

Plug to suit FSS/F153/F180/F280/F333 (1/8"-2")

0263
2021-7329
Tech Sheet 974

DIN Connectors with RED indicating LED

LED Plug to suit F133/F180/F280 (1/8"-1")

0263	Voltage
2027-5384	10V - 50V
2027-5392	70V - 250V
Tech Sheet 974	

LED Plug to suit FSS/F153/F180/ F280/F333 (1/8"-2")

0263	Voltage
2027-5400	10V - 50V
2027-5418	70V - 250V
Tech Sheet 974	

Valve Coils

0263	Voltage
2700	230/50
2400	110/50
2250	24DC
7700	230/50
7400	110/50
7250	24DC
7701	230/50
7401	110/50
7251	24DC
Tech Sheet 974	

PRE-WIRED MOULDED SOLENOID LED DIN PLUG CONNECTORS

FT PRO new product

Many experts in the fluid power industry frequently utilise pre-wired DIN connectors to meet their hydraulic, pneumatic, and process valve needs. These connectors were once referred to as DIN 43650 but are now industry standard EN175301-803.



- Thoroughly tested and ready for installation.
- Eliminates assembly errors.
- No manual cutting or wiring is required
- Reduction in labour costs
- Improved product efficiency and reliability.
- Improved IP ratings.
- Protection against ingress and environmental elements.

By opting for pre-assembled connectors, engineers can be assured of time and cost savings. Equipment and machinery can be safeguarded from contamination and environmental hazards. Additionally, the application will benefit from a noticeable improvement in IP ratings, which can elevate your rating from IP65 to IP67. Pre-moulded connectors provide a smart and efficient solution to any application.

The moulded insulated cable is crafted with premium-grade PVC to guarantee optimal performance and safety for all your connectors. Our utmost priority is to offer an unparalleled product that meets and exceeds your expectations.

Incorporating pre-assembled DIN connectors is a proven method for engineers to significantly increase efficiency and reduce costs.

MA6 Series

FORM A – Industrial (18mm Pin Spacing) Moulded Cable

0330	Voltage	Size mm Square	LED+VDR	Cable Length Metres
MA634V54PA05100	24V AC/DC	30	LED + VDR	1
MA634V54PA05300	24V AC/DC	30	LED + VDR	3
MA634V54PA05500	24V AC/DC	30	LED + VDR	5
MA634V55PA05100	115V AC	30	LED + VDR	1
MA634V55PA05300	115V AC	30	LED + VDR	3
MA634V55PA05500	115V AC	30	LED + VDR	5
MA634V56PA05100	230V AC	30	LED + VDR	1
MA634V56PA05300	230V AC	30	LED + VDR	3
MA634V56PA05500	230V AC	30	LED + VDR	5
Tech Sheet 10163				

MB6 Series

FORM B – Industrial (11mm Pin Spacing) Moulded Cable

0330	Voltage	Size mm Rectangle	LED+VDR	Cable Length Metres
MB635V54PA05100	24V AC/DC	22	LED + VDR	1
MB635V54PA05300	24V AC/DC	22	LED + VDR	3
MB635V54PA05500	24V AC/DC	22	LED + VDR	5
MB635V55PA05100	115V AC	22	LED + VDR	1
MB635V55PA05300	115V AC	22	LED + VDR	3
MB635V55PA05500	115V AC	22	LED + VDR	5
MB635V56PA05100	230V AC	22	LED + VDR	1
MB635V56PA05300	230V AC	22	LED + VDR	3
MB635V56PA05500	230V AC	22	LED + VDR	5
Tech Sheet 10163				

ELECTRICAL SOCKET CONNECTORS

Connector DIN43650/A

- Housing colour: Black, grey
- Type of contact: Screw with conductor protection
- Contact spacing: 18mm
- Number of poles: 2 poles + ⏚ /3 + ⏚
- Cable diameter 6-8mm for PG9, 8-10mm for PG11.
- Max conductor section: 1.5mm²
- Fixing screw: M3 x 30
- The gasket (profiled or flat) is made of thermoplastic rubber in black.
- Protection class IP67 is also available (external thread as gland size, cable dia. 4,5-8mm)
- Packing unit: *100 pieces with fixing screw and standard gasket

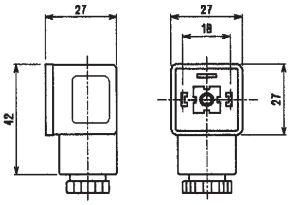

Standard

9072	Description
G1NU2000	PG9 / PG11 Black 2 Poles + Earth

Connector DIN43650/A

- Housing colour: Transparent
- Type of contact: Screw with conductor protection
- Contact spacing: 18mm
- Number of poles: 2 poles + ⏚
- Cable diameter 6-8mm for PG9, 8-10mm for PG11.
- Max conductor section: 1.5mm²
- Fixing screw: M3 x 30
- The gasket (profiled or flat) is made of thermoplastic rubber in black.
- Protection class IP67 is also available (external thread as gland size, cable dia. 4,5-8mm)
- Working voltages available : 12V, 24V, 48V, 110V and 250V

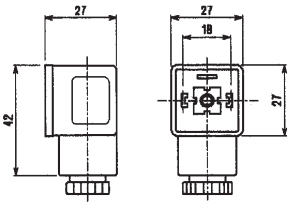

LED & Protection Circuit

9072	Description
G1TU2VL1	PG9 / PG11 24V 2 Poles + Earth
G1TU2VL2	PG9 / PG11 115V 2 Poles + Earth
G1TU2VL3	PG9 / PG11 230V 2 Poles + Earth

Connector DIN43650/A with cable

- Housing colour: Black
- Type of contact: Soldered
- Contact spacing: 18mm
- Number of poles: 2 poles + 2 ⏚
- Earth position: h6/h12 (ground connection)
- Item available also with 3P+G
- Type of cable: Section 0,50mm and 0,75mm
- Cable length: 1 or 2 metres (other length upon request)
- Max conductor section: IP 65 with moulded cable
- Fixing screw: M3 x 25
- Profile gasket: NBR (other types upon request)
- Cable diameter 6-8mm for PG9, 8-10mm for PG11.

The gasket is integrated on the head of the connector and made of Sipolprene TPC-ET

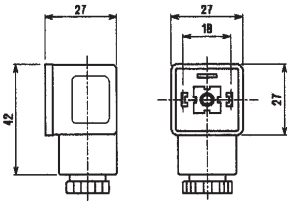

Moulded Cable

9072	Description
CG1N02000C022	2 Metres 2 Poles + Double Earth

Connector DIN43650/A

- Housing colour: Black
- Type of contact: Soldered, 18mm
- Number of poles: 2 poles + 2⏚
- Earth position: h6/h12 (ground connection)
- Type of cable: Section 0,50mm and 0,75mm
- Item available also with 3P+G
- Cable length: 1 or 2 metres (other length upon request)
- Max conductor section: 1.5 mm²
- Protection class: IP 65 with moulded cable
- Fixing screw: M3 x 25
- Profile gasket: NBR (other types upon request)

The gasket is integrated on the head of the connector and made of Sipolprene TPC-ET

In case of connectors with LED+VDR, working voltages available are 12V, 24V, 48V, 110V and 250V
In case od connectors with LED+diode, working voltages available 10/50V and 70/250V

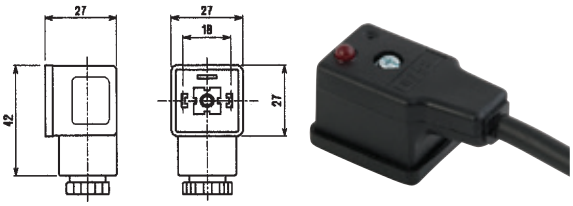

Moulded Cable, LED & Protection Circuit

9072	Description
CG1N02VL1C022	2 Metre 24V 2 Poles + Double Earth
CG1N02VL2C022	2 Metre 115V 2 Poles + Double Earth
CG1N02VL3C022	2 Metre 230V 2 Poles + Double Earth

Connector DIN43650/B-Industrial

- Housing colour: Black, grey
- Type of contact: Screw with conductor protection
- Contact spacing: 11mm
- Number of poles: 2 poles + ⏚
- Cable diameter 6-8mm (PG9)
- Max conductor section: 1.5mm²
- Fixing screw: M3 x 30
- The gasket (profiled or flat) is made of thermoplastic rubber in black.
- Protection class: IP 65 assembled
- Protection class IP67 is also available (external thread as gland size, cable dia. 4,5-8mm)

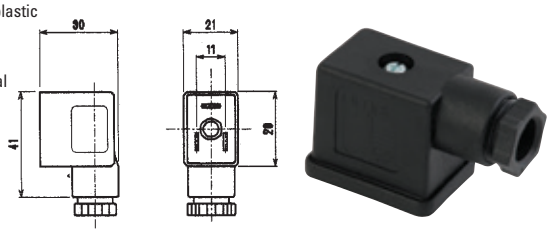

Standard

9072	Description
M1NS2000	PG9 Black 2 Poles + Earth

Connector DIN43650/B-Industrial

- Housing colour: Transparent
- Type of contact: Screw with conductor protection
- Contact spacing: 11mm
- Number of poles: 2 poles + ⏚
- Cable entry: PG9
- Max conductor section: 1.5mm²
- Fixing screw: M3x30
- The gasket (profiled or flat) is made of thermoplastic rubber in black.
- Protection class IP67 is also available (external thread as gland size, cable dia. 4,5-8mm)

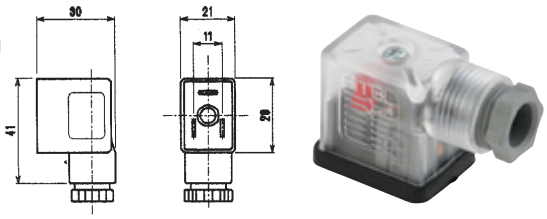

LED & Protection Circuit

9072	Description
M1TS2VL1	PG9 24V 2 Poles + Earth
M1TS2VL2	PG9 115V 2 Poles + Earth
M1TS2VL3	PG9 230V 2 Poles + Earth

Connector DIN43650/B-Industrial Moulded Cabled

- Housing colour: Black
- Type of contact: Soldered
- Contact spacing: 11mm
- Number of poles: 2 poles + ⏚
- Item supplied with 2P+2G (double ground H6/H12)
- Type of cable: Section 0,50mm and 0,75mm
- Cable length: 1 or 2 metres (other length upon request)
- Max conductor section: 1.5mm²
- Protection class: IP 65 with moulded cables
- Fixing screw: M3 x 25
- Profile gasket: The gasket is integrated on the head of the connector and made of Sipolprene TPC-ET

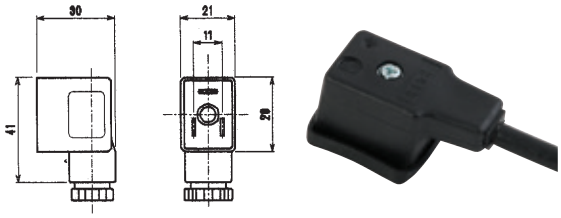

Connector DIN43650/B-Industrial Moulded Cabled

9072	Description
CM1N02000A022	2 Metre 2 Poles + Earth at Cable End
CM1N02000B022	2 Metre 2 Poles + Earth Opposite Cable End

ELECTRICAL SOCKET CONNECTORS

Connector DIN43650/B-Industrial

- Housing colour: Black
- Type of contact: Soldered
- Contact spacing: 11mm
- Number of poles: 2 poles + ⏚
- Item supplied with 2P+2G (double ground H6/H12)
- Type of cable: Section 0,50mm and 0,75mm
- Cable length: 1 or 2 metres (other length upon request)
- Max conductor section: 1.5mm²
- Protection class: IP 65 with moulded cables
- Fixing screw: M3 x 25
- Profile gasket: The gasket is integrated on the head of the connector and made of Sipolprene TPC-ET
- In case of connectors with LED+VDR, working voltages available are 12V, 24V, 48V, 110V and 250V
- In case of connectors with LED+diode, working voltages available 10/50V and 70/250V

Moulded Cabled, LED & Protection Circuit

9072	Description
CM1N02VL1A022	2 Metre 24V Poles + Earth at Cable End
CM1N02VL2A022	2 Metre 115V Poles + Earth at Cable End
CM1N02VL3A022	2 Metre 230V Poles + Earth at Cable End
CM1N02VL1B022	2 Metre 24V Poles + Earth Opposite End
CM1N02VL2B022	2 Metre 115V Poles + Earth Opposite End
CM1N02VL3B022	2 Metre 230V Poles + Earth Opposite End

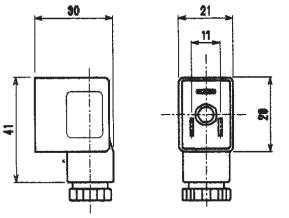

Connector DIN43650/B-ISO6952

- Housing colour: Black, grey
- Type of contact: Screw with conductor protection
- Contact spacing: 10mm
- Number of poles: 2 poles + ⏚
- Cable diameter 6-8mm (PG9)
- Max conductor section: 1.5mm²
- Fixing screw: M3 x 30
- The gasket (profiled or flat) is made of thermoplastic rubber in black.
- Protection class: IP 65 assembled
- Protection class IP67 is also available (external thread as gland size, cable dia. 4,5-8mm)

Item available also with cable

Standard

9072	Description
M2NS2000	PG9 Black 2 Poles + Earth

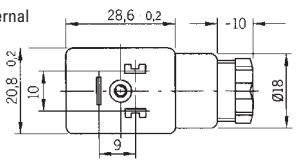

Connector DIN43650/B-ISO6952

- Housing colour: Transparent
- Type of contact: Screw with conductor protection
- Contact spacing: 10mm
- Number of poles: 2 poles + ⏚
- Cable entry: PG9
- Max conductor section: 1.5mm²
- Fixing screw: M3 x 30
- The gasket (profiled or flat) is made of thermoplastic rubber in black.
- Protection class: IP 65 assembled
- Protection class IP67 is also available (external thread as gland size, cable dia. 4,5-8mm)

Item available also with cable

1 834 484 096

LED & Protection Circuit

9072	Description
M2TS2VL1	PG9 24V 2 Poles + Earth
M2TS2VL2	PG9 115V 2 Poles + Earth
M2TS2VL3	PG9 230V 2 Poles + Earth

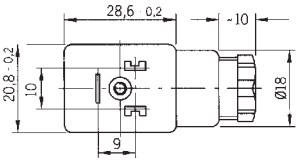

Connector DIN43650/C

- Housing colour: Black, grey
- Type of contact: Screw with conductor protection
- Contact spacing: 9.4mm ⏚
- Number of poles: 3 poles +
- Cable entry: PG7 2P+G
- Cable diameter 4-6mm (PG7).
- Max conductor section: 0.75mm²
- Fixing screw: M3 x 27
- Profile gasket: (profiled or flat) is made of thermoplastic rubber in black.
- Protection class: IP 65 assembled
- Protection class IP67 is also available (external thread as gland size, cable dia. 3,5-6mm)
- Item available also with spacing 8mm
- Item available also with circuitry

Item available also with cable

Standard

9072	Description
P1NZ3000	PG7 Black 3 Poles + Earth

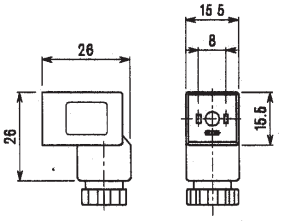

Partnership brands available

Parker OLAER

Hydraulic Accumulators & Accessories
See section 1 pages 227-228

Hydraulic Oil Coolers
See section 1 page 273

Parker RECTUS

Pneumatic Quick Release Couplings
See section 3 pages 330-390

Parker domnick hunter

Filters & Drains Air, Water & Vacuum
See section 4 page 430

Parker legris LIQUIfit™

Plastic Push-in Fittings
See section 6 pages 800-803

Parker legris

Ball & Check Valves
See section 5 pages 628

Plastic Push-in Fittings
See section 6 pages 793-807

Metal Push-in Fittings
See section 6 pages 848-851

Ball Valves
See section 7 pages 933-935

Blow Guns
See section 15 page 1596

Parker transair

Aluminium Ring Main Systems
See section 8 pages 1063-1067

ENGINEERING YOUR SUCCESS.

Angle Seat Valves with Stainless Steel Body

Pilot Operated 2/2 Solenoid Valve

Direct Acting 2/2 Solenoid Valve

Valve Timer

Features:

- Maintenance free actuator
- Long life piston rings
- Easy installation
- 360º positional actuator head
- Leak free after five million cycles
- Compact design
- Fast response
- Water hammer-free
- Cost effective against other materials

Applications:

- Food and beverage plants
- Textile factories
- Pharmaceuticals manufacture
- Laundries
- Water and sewage plants
- Petrochemical plants
- Automotive sites

Operation:

- Normally open
- Normally closed

Working Temperature:

Medium:
-10°C to +180°C

Environmental:

PA nylon	-10°C to +60°C
Stainless steel	-10°C to +80°C

Working Pressure
3 to 16 bar*

Construction:

Body:	316 stainless Steel
Actuator:	PA nylon or 316 stainless Steel

ANGLE SEAT VALVES

Working Temperature:
Media: -10°C to +180°C

Environmental Temperature

PA Nylon	-10°C to +60°C
Stainless steel	-10°C to +80°C

Working Pressure:
3 to 16 bar

- Compact design, available in both normally open and normally closed options.
- Normally Closed - Closes with the flow.
- Normally Open - Closes against the flow.
- Pilot operated.
- High flow.
- 360° Actuator housing rotation.
- Single acting spring return.
- Suitable for use with water, oil, air, aggressive media and steam.

316 Stainless Steel Valve, PA Nylon Actuator

Material:
Body: 316L Stainless steel
Actuator: PA
Seals: PTFE

2 Way 63mm Actuator Normally Closed, BSPP

0381	Thread
KASV-SSP-38-NC	3/8"
KASV-SSP-12-NC	1/2"
KASV-SSP-34-NC	3/4"
KASV-SSP-1-NC	1"
KASV-SSP-114-NC	1.1/4"
KASV-SSP-112-NC	1.1/2"
KASV-SSP-2-NC	2"
KASV-SSP-212-NC	2.1/2"

Tech Sheet 10204

2 Way 63mm Actuator Normally Open, BSPP

0381	Thread
KASV-SSP-38-NO	3/8"
KASV-SSP-12-NO	1/2"
KASV-SSP-34-NO	3/4"
KASV-SSP-1-NO	1"
KASV-SSP-114-NO	1.1/4"
KASV-SSP-112-NO	1.1/2"
KASV-SSP-2-NO	2"
KASV-SSP-212-NO	2.1/2"

Tech Sheet 10204

316 Stainless Steel Valve, Stainless Steel Actuator

Material:
Body: 316L Stainless steel
Actuator: 316L Stainless steel
Seals: PTFE

2 Way 63mm Actuator Normally Closed, BSPP

0381	Thread
KASV-SSSS-38-NC	3/8"
KASV-SSSS-12-NC	1/2"
KASV-SSSS-34-NC	3/4"
KASV-SSSS-1-NC	1"
KASV-SSSS-114-NC	1.1/4"
KASV-SSSS-112-NC	1.1/2"
KASV-SSSS-2-NC	2"
KASV-SSSS-212-NC	2.1/2"

Tech Sheet 10204

2 Way 63mm Actuator Normally Open, BSPP

0381	Thread
KASV-SSSS-38-NO	3/8"
KASV-SSSS-12-NO	1/2"
KASV-SSSS-34-NO	3/4"
KASV-SSSS-1-NO	1"
KASV-SSSS-2-NO	2"

Tech Sheet 10204

You might also need...
Polyurethane & Nylon Tube
see pages **897-917**

FESTO ACTUATION

stainless steel

FESTO

new product

Pinch Valves

Features:

- 316 stainless steel body
- Normally open
- Pneumatically actuated
- BSPP or clamp end connections
- EPDM or silicone shut-off element material available
- Quick to install and easy to maintain
- Suitable for use with granulates, liquids containing solid particles, highly viscous, contaminated and abrasive media

Working Temperature:
-5°C to +60°C

Maximum Working Pressure:
6 bar

VZQA 2/2 Way Normally Open Pinch Valve, BSPP

0009	Size	Shut-Off Element Material	Manufacturer's Code
2931678	1/4"	EPDM	VZQA-C-M22U-6-GG-V4V4E-4
2931683	1/4"	Silicone	VZQA-C-M22U-6-GG-V4V4S1-4
3022829	1/2"	EPDM	VZQA-C-M22U-15-GG-V4V4E-4
3022835	1/2"	Silicone	VZQA-C-M22U-15-GG-V4V4S1-4
3968922	1"	EPDM	VZQA-C-M22U-25-GG-V4V4E-4
3968926	1"	Silicone	VZQA-C-M22U-25-GG-V4V4S1-4
Tech Sheet 6292			

VZQA 2/2 Way Normally Open Pinch Valve, Clamp Style

0009	Size	Shut-Off Element Material	Manufacturer's Code
2931681	1/4"	EPDM	VZQA-C-M22U-6-S5S5-V4V4E-4
2931682	1/4"	Silicone	VZQA-C-M22U-6-S5S5-V4V4S1-4
3022833	1/2"	EPDM	VZQA-C-M22U-15-S5S5-V4V4E-4
3022834	1/2"	Silicone	VZQA-C-M22U-15-S5S5-V4V4S1-4
3968924	1"	EPDM	ZQA-C-M22U-25-S5S5-V4V4E-4
Tech Sheet 6292			

ANGLE SEAT VALVES

FESTO

VZXF Normally Closed Angle Seat Valves

Features:

- Available in gunmetal or 316 stainless steel valve and actuator
- BSPP threads
- Normally closed
- PTFE seat
- Water hammer free flow under seat
- Suitable for domestic water services, inert gases, oil, hydraulic fluid, neutral liquids and compressed air systems dependent on the valve body

Working Temperature:
Media: -10°C to +80°C (gunmetal)
Media: -40°C to +200°C (stainless steel)
Environment: -10°C to +60°C



Gunmetal Angle Seat Valve and Actuator

0990	Thread	DN	Manufacturer's Code	Flow Rate (m³/h)
1002501	1/2"	15	VZXF-L-M22C-M-B-G12-120-H3B1-50-16	3.70
1002503	3/4"	20	VZXF-L-M22C-M-B-G34-160-H3B1-50-16	5.20
1002505	1"	25	VZXF-L-M22C-M-B-G1-230-H3B1-50-10	9.60
1002507	1.1/4"	32	VZXF-L-M22C-M-B-G114-290-H3B1-50-7	6
1002509	1.1/2"	40	VZXF-L-M22C-M-B-G112-350-H3B1-50-6	16.50
1002511	2"	50	VZXF-L-M22C-M-B-G2-430-H3B1-50-3	23
Tech Sheet 6269				

Stainless Steel Angle Seat Valve and Actuator

0990	Thread	DN	Manufacturer's Code	Flow Rate (m³/h)
1002513	1/2"	15	VZXF-L-M22C-M-B-G12-130-M1-V4V4T-50-40	3.30
1002515	3/4"	20	VZXF-L-M22C-M-B-G34-180-M1-V4V4T-50-20	6.50
1002517	1"	25	VZXF-L-M22C-M-B-G1-240-M1-V4V4T-50-10	11
1002519	1.1/4"	32	VZXF-L-M22C-M-B-G114-310-M1-V4V4T-50-7	10.70
1002521	1.1/2"	40	VZXF-L-M22C-M-B-G112-350-M1-V4V4T-50-6	17.50
1002523	2"	50	VZXF-L-M22C-M-B-G2-450-M1-V4V4T-50-3	19.50
Tech Sheet 6269				

VZXA Normally Closed Angle Seat Valves

Features:

- BSPP threads
- Normally closed
- PTFE seat
- ATEX II 2G Ex h IIC T3 Gb / II 2D Ex h IIIC T200°C Db certification
- SIL2 rated
- IP67 rated
- Water hammer free flow under seat
- Suitable for domestic water services, inert gases, oil, hydraulic fluid, neutral liquids, compressed air systems and hazardous areas
- Accessories such as a stroke reducing kit and a position indicator with or without sensors are also available on request

Working Temperature:
Media: -10°C to +180°C
Environment: 0°C to +60°C

Stainless Steel Angle Seat Valve and Actuator

0990	Thread	DN	Manufacturer's Code	Flow Rate (m³/h)
8060527	1/2"	15	VZXA-B-TS6-13-M2-V13T-30-K-46-17-V4	6
8060528	3/4"	20	VZXA-B-TS6-20-M2-V13T-12.8-K-46-17-V4	13.30
8060530	1"	25	VZXA-B-TS6-25-M2-V13T-8.3-K-46-17-V4	20.30
8060533	1.1/4"	32	VZXA-B-TS6-32-M2-V13T-4.4-K-46-17-V4	27.90
8060536	1.1/2"	40	VZXA-B-TS6-40-M2-V13T-9.3-K-75-20-V4	41.40
8060538	2"	50	VZXA-B-TS6-50-M2-V13T-5.6-K-75-20-V4	50.10
Tech Sheet 6268				

ANGLE SEAT VALVES

stainless steel

Stainless Steel

Construction:
- Stainless steel actuator housing for exceptional durability in steam and aggressive applications
- 304 stainless steel actuator and 316L stainless steel body

Benefits
- Compact design, high flow rate
- Visual position indicator
- Dampened closing anti-water hammer design (fluid under seat
- Mountable in any position
- Tight shut-off and long service life
- Valves meet Pressure Equipment Directive 97/23/EC
- Conforms to 94/9/CE directive specific to non-electrical equipment for use within potentially explosive environments, zones 1/21 and 2/22

Working Temperature:
-10°C to +180°C

Applications:
- Food and beverage processing
- Water technology and treatment
- Textile industry
- Cooling systems on injection moulding machines
- Pharmaceutical/cosmetics industry
- Chemical process technology
- Refrigeration and cooling/heat exchangers
- Sterilisers and steam supply
- Water applications including mining, cement/concrete systems, pulp and paper
- General industrial applications of aggressive fluid
- Industrial laundry equipment
- Industrial air dryers

High Temperature, Flow Over Seat, 304 Stainless Steel Actuator, 316L Stainless Steel Body, Normally Closed

0484	Thread	Orifice mm	Max Pressure Bar	Manufacturer's Code
PA10C1G3R032S	3/8"	13	16	PA10C1G3R032S
PA15C1G4R032S	1/2"	13	16	PA15C1G4R032S
PA20C1G5R032S	3/4"	15	14	PA20C1G5R032S
Tech Sheet 60414				

High Temperature, Flow Under Seat, 304 Stainless Steel Actuator, 316L Stainless Steel Body, Normally Closed, BSPP

0484	Thread	Orifice mm	Max Pressure Bar	Manufacturer's Code
PA10C2G3R032S	3/8"	13	16	PA10C2G3R032S
PA15C2G4R032S	1/2"	13	16	PA15C2G4R032S
PA20C2G5R032S	3/4"	15	14	PA20C2G5R032S
Tech Sheet 60414				

Flow Over Seat, 304 Stainless Steel Actuator, 316L Stainless Steel Body, Normally Closed, BSPP

0484	Thread	Orifice mm	Max Pressure Bar	Manufacturer's Code
PA10S1G3R050S	3/8"	13	16	PA10S1G3R050S
PA15S1G4R040S	1/2"	13	16	PA15S1G4R040S
PA15S1G4R050S	1/2"	13	16	PA15S1G4R050S
PA20S1G5R050S	3/4"	18	16	PA20S1G5R050S
PA25S1G6R050S	1"	24	16	PA25S1G6R050S
PA25S1G6R063S	1"	24	16	PA25S1G6R063S
PA32S1G7R063S	1.1/4"	31	16	PA32S1G7R063S
Tech Sheet 60414				

Flow Over Seat, 304 Stainless Steel Actuator, 316L Stainless Steel Body, Normally Open, BSPP

0484	Thread	Orifice mm	Max Pressure Bar	Manufacturer's Code
PA10S2G3R050S	3/8"	13	16	PA10S2G3R050S
PA15S2G4R050S	1/2"	13	16	PA15S2G4R050S
PA20S2G5R050S	3/4"	18	16	PA20S2G5R050S
PA25S2G6R063S	1"	24	16	PA25S2G6R063S
PA32S2G7R063S	1.1/4"	31	14	PA32S2G7R063S
Tech Sheet 60414				

Anti-water Hammer Construction, Flow Under Seat, 304 Stainless Steel Actuator, 316L Stainless Steel Body, Normally Closed, BSPP

0484	Thread	Orifice mm	Max Pressure Bar	Manufacturer's Code
PA10SAG3R050S	3/8"	13	16	PA10SAG3R050S
PA15SAG4R050S	1/2"	13	16	PA15SAG4R050S
PA20SAG5R050S	3/4"	18	10	PA20SAG5R050S
PA25SAG6R063S	1"	24	8	PA25SAG6R063S
PA32SAG7R080S	1.1/4"	31	11	PA32SAG7R080S
Tech Sheet 60414				

Anti-water Hammer Construction Flow Under Seat Aluminium Actuator 316L Stainless Steel Body, Normally Closed, BSPP

0484	Thread	Orifice mm	Max Pressure Bar	Manufacturer's Code
PA15SAG4R050A	1/2"	13	16	PA15SAG4R050A
PA20SAG5R050A	3/4"	18	10	PA20SAG5R050A
PA25SAG6R063A	1"	24	8	PA25SAG6R063A
Tech Sheet 60414				

Flow Over Seat, Aluminium Actuator, 316L Stainless Steel Body, Normally Closed, BSPP

0484	Thread	Orifice mm	Max Pressure Bar	Manufacturer's Code
PA15S1G4R050A	1/2"	13	16	PA15S1G4R050A
PA20S1G5R050A	3/4"	18	16	PA20S1G5R050A
Tech Sheet 60414				

ANGLE SEAT VALVES

stainless steel

Stainless Steel Angle Seat Piston Valves

Ambient Temperature:
-10°C to +60°C
Working Temperature:
-10°C to +180°C

Compact 45mm Actuator, 2 Way N/C, BSPP

0263	Thread	LPM	Max Pressure Bar
PG205CTW00	1/2"	98	16
PG206CTX00	3/4"	164	16
Tech Sheet 968			

Ambient Temperature:
-10°C to +60°C
Working Temperature:
-10°C to +180°C

Compact 45mm Actuator, 2 Way N/O, BSPP

0263	Thread	LPM	Max Pressure Bar
RPG205CTW00	1/2"	98	16
RPG206CTX00	3/4"	164	16
Tech Sheet 969			

Ambient Temperature:
-10°C to +60°C
Working Temperature:
-10°C to +180°C

63mm Actuator, 2 Way N/C, BSPP

0263	Thread	LPM	Max Pressure Bar
PG205STW00	1/2"	98	20
PG206STX00	3/4"	164	20
PG207STY00	1"	260	20
PG208STZ00	1.1/4"	410	16
PG209STK00	1.1/2"	700	16
PG210STJ00	2"	950	11
Tech Sheet 968			

Ambient Temperature:
-10°C to +60°C
Working Temperature:
-10°C to +180°C

63mm Actuator, 2 Way N/O, BSPP

0263	Thread	LPM	Max Pressure Bar
RPG205STW00	1/2"	98	20
RPG206STX00	3/4"	164	20
RPG207STY00	1"	260	20
RPG208STZ00	1.1/4"	410	16
RPG209STK00	1.1/2"	700	16
RPG210STJ00	2"	950	11
Tech Sheet 969			

FTPRO stainless steel

For **Stainless Steel Push-in Fittings**
see pages **875-879**

ANGLE SEAT VALVES

Bronze Angle Seat Piston Valves

Ambient Temperature:
-10°C to +60°C
Working Temperature:
-10°C to +180°C

Compact 45mm Actuator, 2 Way N/C, BSPP

0263	Thread	LPM	Max Pressure Bar
CG205CTW00	1/2"	98	16
CG206CTX00	3/4"	164	16
CG207CTY00	1"	260	16
Tech Sheet 970			

Ambient Temperature:
-10°C to +60°C
Working Temperature:
-10°C to +180°C

63mm Actuator, 2 Way N/C, BSPP

0263	Thread	LPM	Max Pressure Bar
CG205STW00	1/2"	98	20
CG206STX00	3/4"	164	20
CG207STY00	1"	260	20
CG208STZ00	1.1/4"	410	16
CG209STK00	1.1/2"	700	16
CG210STJ00	2"	950	11
Tech Sheet 970			

Ambient Temperature:
-10°C to +60°C
Working Temperature:
-10°C to +180°C

Compact 45mm Actuator, 2 Way N/O, BSPP

0263	Thread	LPM	Max Pressure Bar
RCG205CTW00	1/2"	98	16
RCG206CTX00	3/4"	164	16
RCG207CTY00	1"	260	16
Tech Sheet 971			

Ambient Temperature:
-10°C to +60°C
Working Temperature:
-10°C to +180°C

63mm Actuator, 2 Way N/O, BSPP

0263	Thread	LPM	Max Pressure Bar
RCG205STW00	1/2"	98	16
RCG206STX00	3/4"	164	16
RCG207STY00	1"	260	16
RCG208STZ00	1.1/4"	410	16
RCG209STK00	1.1/2"	700	16
RCG210STJ00	2"	950	12
Tech Sheet 971			

Banjo Solenoid Valves

Ambient Temperature:
-10°C to +50°C
Working Temperature:
-10°C to +130°C

- Suitable for use with M&M, CG, PG and BLG piston valves.

Direct Mount

0263	To Suit Actuator Size	Voltage
B356CVCMK24VDC	45	24V DC
B356CVCMK24VAC	45	24V AC
B356CVCMK110VAC	45	110V AC
B356CVCMK240VAC	45	240V AC
B326CVCMK24VDC	63	24V DC
B326CVCMK24VAC	63	24V AC
B326CVCMK110VAC	63	110V AC
B326CVCMK240VAC	63	240V AC
Tech Sheet 972		

PRESSURE SWITCHES

Direct Mount Pressure Switches

- **Electrical Connection:** Terminal 6.3 x 0.8
- **Electrical Data:** 10amp x 250V

Ambient Temperature:
-10°C to +50°C
Working Temperature:
-10°C to +125°C

- Suitable for Hot Water, Steam, Neutral Liquids, Light Oils, Air and Inert Gases

Brass Body, Silicone Membrane, BSPP

0061	Thread	Pressure Range Bar	Fixed Differential Bar	Repeatability Bar
XP73AE61.000	1/8"	0.2-1.2	0.30±0.15	±0.15
XP73CE61.000	1/8"	1.0-2.5	0.30±0.15	±0.2
XP73DE61.000	1/8"	1.5-4.0	0.30±0.15	±0.2
XP73EE61.000	1/8"	2.0-6.0	0.30±0.15	±0.2
Tech Sheet 975				

Ambient Temperature:
-10°C to +50°C
Working Temperature:
-10°C to +80°C

- Suitable for water, neutral liquids, light oils, air and inert gases

Brass Body, Nitrile Membrane, BSPP

0061	Thread	Pressure Range Bar	Fixed Differential Bar	Repeatability Bar
GP73ME31.000	1/8"	0.2-3.0	0.3±0.1	±0.2
GP73PE31.000	1/8"	1.0-5.0	0.5±0.15	±0.2
Tech Sheet 10440				

Ambient Temperature:
-10°C to +50°C
Working Temperature:
-10°C to +125°C

- Suitable for hot water, steam and aggressive media

Stainless Steel Body, BSPP

0061	Thread	Pressure Range Bar	Fixed Differential Bar
XP83FE61000	1/8"	4.0-9.0	0.50±0.20
XP83GE61000	1/8"	9.0-15.0	0.70±0.30
Tech Sheet 976			

You might also need...
Galvanised Fittings
...see pages **1338-1381**

OMAL ACTUATION

Applications:
Nitrile:
Compatible with air, gas, oils, water etc.
Viton:
High compatibility with the majority of fluids, not advised for steam.

Working Temperature:
Nitrile:
-20°C to +80°C
Viton:
-20°C to +150°C

Note:
The compact design of a VIP valve with its reduced size and weight allows it to be used in applications where traditional actuated valve packages cannot be utilised. The VIP valve has no external moving parts, which ensures their operation is quick and efficient, with out the safety issues of the traditional actuated valve packages.

The VIP valve with the approved gas threaded connections (UN1-ISO 7/1-DIN 2999) coupled with a NAMUR mounting plate makes this valve suitable for every possible plant application.

The valve can be mounted in any position. Full technical specifications available on request

V.I.P. Axial Flow Valves with Nitrile Seals

Double Acting, BSPP

0129	Thread
VDA10003	3/8"
VDA10004	1/2"
VDA10005	3/4"
VDA10006	1"
VDA10007	1.1/4"
VDA10008	1.1/2"
VDA10009	2"
Tech Sheet 862	

Single Acting Spring Return Normally Closed, BSPP

0129	Thread
VNC10003	3/8"
VNC10004	1/2"
VNC10005	3/4"
VNC10006	1"
VNC10007	1.1/4"
VNC10008	1.1/2"
VNC10009	2"
Tech Sheet 862	

V.I.P. Axial Flow Valves with Viton Seals

Double Acting, BSPP

0129	Thread
VDA20003	3/8"
VDA20004	1/2"
VDA20005	3/4"
VDA20006	1"
VDA20007	1.1/4"
VDA20008	1.1/2"
VDA20009	2"
Tech Sheet 862	

Single Acting Spring Return Normally Closed, BSPP

0129	Thread
VNC20003	3/8"
VNC20004	1/2"
VNC20005	3/4"
VNC20006	1"
VNC20007	1.1/4"
VNC20008	1.1/2"
VNC20009	2"
Tech Sheet 862	

Stainless Steel Angle Seat Valve with NAMUR Interface

Working Temperature:
-10°C to 180°C

Working Pressure:
0-16 bar
(0-10 bar for steam)

Available up to 2" - alternative terminations available.

BSPP

0129	Thread
J4CPG1604	1/2"
J4CPG1605	3/4"
J4CPG1806	1"
Tech Sheet 121	

Bronze Angle Seat Valve with NAMUR Interface

Working Temperature:
-10°C to 180°C

Working Pressure:
0-16 bar
(0-10 bar for steam)

Available up to 2" - alternative terminations available.

BSPP

0129	Thread
J9CPG1603	3/8"
J9CPG1604	1/2"
J9CPG1605	3/4"
J9CPG1806	1"
Tech Sheet 121	

CONTROL VALVES

Slide Valves - On/Off Type, Brass

Working Temperature:
-20°C to +80°C

Type 6060, BSPP

0090	Thread
6060-18	1/8"
6060-14	1/4"
6060-38	3/8"
6060-12	1/2"
	Tech Sheet 10803

For **Push-Fittings**
...see page **768**

WATER VALVES & ACCESSORIES

Globe Valves

BSPP

0356	Thread	Voltage
KA-32-40-24-AC	1.1/2"	24V AC

Adjustable Pressure Regulators

3/4" Specifications, BSP

0356	Thread	Pressure Range Bar
KA-35-20-10-MF	3/4"	0.8-2.5

1" Specifications, BSP

0356	Thread	Pressure Range Bar
KA-35-25-05	1"	0.5-1.2
KA-35-25-12	1"	1.5-3.5

1.1/2" Specifications, BSP

0356	Thread	Pressure Range Bar
KA-35-40-10	1.1/2"	0.5-1.2
KA-35-40-18	1.1/2"	1.5-3.5

Air & Vacuum Release Valves

1" Automatic Air Release Valve, BSPP

0356	Thread
KA-35-75-20	1"

Standard Cold Water Meters

0356	Description
KA-36-00-25	1" Cold Water Meter 5m³ Nominal Flow Rate
KA-36-00-40	1.1/2" Cold Water Meter 10m³ Nominal Flow Rate
	Tech Sheet 663

Filters

Maximum Working Pressure: 8 bar

3/4" Plastic In-line Filter - 10gpm

0356	Description
KA-39-00-10	3/4" Plastic In-line Filter 100 Micron Mesh Element

1" Plastic In-line Filter - 25gpm

0356	Description
KA-39-10-10	1" Plastic In-line Filter 100 Micron Mesh Element

DRAIN COCK & BLEEDER VALVES

Drain Cock Valves

Features:
- Type A drain-off cock
- BSPT male connection

Working Temperature:
0°C to +120°C

Maximum Working Pressure:
15 bar

Brass, BSPT

0908	Thread
DC-12	1/2"
Tech Sheet 6059	

Bleeder Valve

Working Temperature:
-20°C to +85°C

Maximum Working Pressure: 10 bar

BSPP

0234	Thread
124.8	1/8"
124.4	1/4"
124.3	3/8"

DRAIN BALL VALVES & PUMP CONNECTORS

Drain Ball Valves, Brass

Working Temperature:
-15°C to +110°C (Air)
0°C to +90°C (Water)

Maximum Working Pressure:
12 bar

Type 139, Male x Hose Tail, BSPP

0089	Thread	To Suit Hose ID mm
IT139-38	3/8"	10
IT139-12	1/2"	13
IT139-34	3/4"	19
Tech Sheet 10339		

5 Way Connector for Pumps & Tanks, Brass

Working Temperature:
-20°C to +120°C

Nominal Pressure:
25 bar

Type 110, Male, BSPT x Female, BSPP

0089	Thread
IT110-1	1"
Tech Sheet 10335	

FLOAT VALVES

Cistern Valves & Accessories

Features:
- Brass float operated ball valve supplied with removable seat and back nuts
- Order floats separately

Working Temperature:
0°C to +90°C

Maximum Working Pressure:
14 bar

Brass BS 1212 Part 1 Float Valve

0908	Size	BSW	Lever	Float	Kg
DBL101A	1/2"	5/16"	220	4.1/2"	0.39
DBL305	3/4"	5/16"	325	6"	0.90
DBL141	1"	7/16"	400	8"	1.93
DBL161	1.1/4"	9/16"	565	10"	4.33
DBL171	1.1/2"	9/16"	565	10"	4.40
DBL181	2"	5/8"	725	12"	7.99
Tech Sheet 6059					

Features:
- Soldered copper floats for use with cold water only

Working Temperature:
0°C to +30°C

Copper Float

0908	Size	BSW	Kg
D1045	4.1/2"	5/16"	0.24
D1060	6"	5/16"	0.30
D1080	8"	7/16"	0.75
D1100	10"	9/16"	1.59
D1120	12"	5/8"	2.78
Tech Sheet 6059			

Features:
- Plastic floats with brass threaded inserts

Working Temperature:
0°C to +80°C

Plastic Float

0908	Size	BSW	Kg
D45BTOR	4.1/2"	5/16"	0.24
D60BTOR	6"	5/16"	0.30
D80BTOR	8"	7/16"	0.75
D910BTOR	10"	9/16"	1.59
D912BTOR	12"	5/8"	2.78
Tech Sheet 6059			

STAINLESS STEEL VALVES

stainless steel

GENEBRE

Stainless Steel Float Valves

Body: 316 stainless steel
Seal: Silicone

Working Temperature:
0°C to +150°C

Maximum Working Pressure:
10 bar



Male, BSPP

0902	Thread
H2856-12	1/2"
H2856-34	3/4"
H2856-1	1"
H2856-114	1.1/4"
H2856-112	1.1/2"
H2856-2	2"
H2856-212	2.1/2"
Tech Sheet 68251	

Stainless Steel Floats

Working Temperature:
0°C to +150°C

Metric Female

0902	Thread	OD mm	To Suit
H2852 110	M6	110	1/2" Float Valve
H2852 160	M8	160	3/4"-1.1/4" Float Valve
H2852 200	M12	200	1.1/2"-2.1/2" Float Valve
Tech Sheet 68251			

FT PRO VALVES

Spring Auto, Self Close Pour Tap

Polypropylene

- Maximum counteracting pressure is 4.5 bar from 0 bar operating range
- Black polypropylene with EPDM seals as standard
- Stainless steel 302 spring is in separate chamber to flow
- TPE thread gasket included
- Push button end to open flow, take hand away to allow self-closure
- Guide markings on tap
- Suitable for use with static or portable tanks to prevent unattended liquid loss
- Can be used with appropriate chemicals to prevent dangerous spills

Applications

Adopted by many local water authorities to use on emergency supply tankers, avoiding unnecessary waste.

3/4" BSPP Male x 20mm OD Outlet

0680	Thread	OD mm
11PP07	3/4"	20
	Tech Sheet 68761	

Nylon

- Maximum counteracting pressure is 4.5 bar from 0 bar operating range
- Beige nylon with FPM seals for use with paraffin or very rugged duty
- Stainless steel 302 spring is in separate chamber to flow
- TPE thread gasket included
- Push button end to open flow, take hand away to allow self-closure
- Guide markings on tap
- Suitable for use with static or portable tanks to prevent unattended liquid loss
- Can be used with appropriate chemicals to prevent dangerous spills

Applications

Adopted by many local water authorities to use on emergency supply tankers, avoiding unnecessary waste.

3/4" BSPP Male x 20mm OD Outlet

0680	Thread	OD mm
11PN07	3/4"	20
	Tech Sheet 68761	

1 Hydraulics 3-284

2 Hydraulic Quick Release Couplings 285-320

3 Pneumatic Quick Release Couplings 321-406

4 Monitor & Test 407-446

5 Pneumatic & Vacuum 447-762

6 Push-in Fittings & Tubing 763-918

7 Valves & Actuation 919-1060

8 Ring Main 1061-1136

9 Hose Tails, Adaptors, Fittings & Manifolds 1137-1224

10 Stainless Steel 1225-1332

11 Malleable Iron 1333-1398

12 Hose, Couplings, Ducting & Hose Reels 1399-1510

13 Clips & Clamps 1511-1558

14 Paint, Sprays & Adhesives 1559-1590

15 Blow Guns, Vacuum & Nozzles 1591-1616

16 Fuelling, Lubrication, Wash Down & Misting 1617-1696

17 Compressors & Air Tools 1697-1726

18 Hand Tools & PPE 1727-1765

SECTION 8

Ring Main

8.01 Aluminium & Plastic Systems 1061-1096

8.02 ABS Systems 1097-1100

8.03 UPVC Systems 1101-1115

8.04 Stainless Steel & Copper Systems 1116-1136

SECTION 8

8.01 Aluminium & Plastic Systems

1061-1096

- Transair Ring Main System Air & Vacuum Range
- Ring Main System
- Technopolymer System Fittings
- Valves
- Fittings, Aluminium System
- 6" (168.3mm) Tubing & Fittings System
- Ring Main Pipe Kits (CARM)
- Fast-Track Ring Main System
- Polyethylene Compression System
- Polyethylene Pipe Universal Transition fittings
- Polyethylene Pipe Universal Transition Fittings & Valves

8.02 ABS Systems

1097-1100

- ABS Imperial Pipe System

8.03 UPVC Systems

1101-1115

- UPVC Metric Pipe System
- UPVC Imperial Pipe System
- UPVC Threaded Fittings

8.04 Stainless Steel & Copper Systems

1116-1136

- Stainless Steel 316 Press Fit Piping System
- Copper Press Fit Piping System
- Brass Ball Valves
- Nirosan® Stainless Steel Press Fit Piping System



TRANSAIR RING MAIN SYSTEM AIR & VACUUM RANGE

Transair Aluminium Pipe



3 Metres, Single Lengths

1100	Tube OD mm	Tube ID mm
1003A.17.04.00	16.5	13
1003A.25.04.00	25	22
1003A.40.04.00	40	37
1003A.50.04	50	47
1003A.63.04	63	59

6 Metres, Per Pack

1100	Tube OD mm	Tube ID mm	Pack Size
1006A.25.04.00	25	22	6
1006A.40.04.00	40	37	6
1006A.50.04	50	47	5
1006A.63.04	63	59	4

2 Port 45° Threaded Wall Bracket, BSPP

1100	Female Thread
6690.21.21	1/2"

Transair Range

1 Port 45° Tube Wall Bracket, BSPP

1100	Tube OD mm	Female Thread
6639.17.21	16.5	1/2"
6639.25.21	25	1/2"

2 Port 45° Tube Wall Bracket, BSPP

1100	Tube OD mm	Female Thread
6682.17.21	16.5	1/2"
6682.25.21	25	1/2"

3 Port 45° Tube Wall Bracket, BSPP

1100	Tube OD mm	Female Thread
6695.25.21	25	1/2"

2 Port Horizontal Tube Wall Bracket, BSPP

1100	Tube OD mm	Female Thread
6681.17.21	16.5	1/2"
6681.25.21	25	1/2"

1 Port 45° Wall Bracket with Ball Valve

1100	Tube OD mm	Female Thread
6678.17.21	16.5	1/2"
6678.25.21	25	1/2"

2 Port 45° Wall Bracket with Ball Valve

1100	Tube OD mm	Female Thread
6693.17.21	16.5	1/2"
6693.25.21	25	1/2"

3 Port 45° Wall Bracket with Ball Valve

1100	Tube OD mm	Female Thread
6637.25.21	25	1/2"

Mini Bracket

1100	Tube OD mm	Female Thread
6661.25.21	25	1/2"
6661.40.21	40	1/2"
6661.40.27	40	3/4"
6661.50.21	50	1/2"
6661.50.27	50	3/4"
6662.63.21	63	1/2"

Transair: Modular Pipe Systems

- Lower pressure drop
- Air quality class 1-1-1
- Safest connection technologies
- Labour and installation time reduced
- Services to support your project

Parker

ENGINEERING YOUR SUCCESS.

TRANSAIR RING MAIN SYSTEM AIR & VACUUM RANGE

Transair Range

Reducing Bracket

1100	Tube OD A mm	Tube OD B mm
6662.25.17	25	16.5
6662.25.00	25	25
6662.40.17	40	16.5
6662.40.25	40	25
6662.50.25	50	25
6662.63.25	63	25

Quick Assembly Bracket with Ball Valve, BSPP

1100	Tube OD mm	Female Thread
6669.25.21	25	1/2"
6669.40.21	40	1/2"
6669.40.27	40	3/4"
6669.50.21	50	1/2"
6669.50.27	50	3/4"
6669.63.21	63	1/2"
6669.63.27	63	3/4"

Quick Assembly Direct Feed Bracket

1100	Tube OD A mm	Tube OD B mm
RA69.50.25	50	25

Quick Assembly Direct Feed Bracket, BSPP

1100	Tube OD mm	Female Thread
RA65.50.04	50	1/2"
RA65.50.08	50	1"

Pressurised System Outlet with Ball Valve

1100	Tube OD mm	Female Thread
EA98.50.04	50	1/2"

Male Stud, BSPT

1100	Tube OD mm	Male Thread
6605.17.13	16.5	1/4"
6605.17.21	16.5	1/2"
6605.25.21	25	1/2"
6605.25.27	25	3/4"
6605.25.34	25	1"
6605.40.34	40	1"
6605.40.42	40	1.1/4"
6605.40.49	40	1.1/2"
6605.50.49	50	1.1/2"
6605.50.48	50	2"
6605.63.48	63	2"

Male Stud BSPT with Fixing Plate

1100	Tube OD mm	Male Thread
6615.50.49	50	1.1/2"
6615.50.48	50	2"

Pipe to Pipe Connector

1100	Tube OD mm
6606.17.00	16.5
6606.25.00	25
6606.40.00	40
6606.50.00	50
6606.63.00	63

Plug-in Reducer

1100	Description
6666.17.25	25mm Pipe to 16.5mm Pipe
6666.25.40	40mm Pipe to 25mm Pipe

Plug-in Reducer

1100	Description
6666.40.50	50mm Pipe to 40mm Pipe
6666.50.63	63mm Pipe to 50mm Pipe

RECTUS TEMA



For **Parker Blow Guns** see page **1596**

TRANSAIR RING MAIN SYSTEM AIR & VACUUM RANGE

Transair Range

Vented End Cap

1100	Tube OD mm
6625.17.00	16.5
6625.25.00	25
6625.40.00	40
6625.50.00	50
6625.63.00	63

90° Elbow Male Stud, BSPT

1100	Tube OD mm	Male Thread
6609.17.13	16.5	1/4"
6609.17.21	16.5	1/2"
6609.25.21	25	1/2"
6609.25.27	25	3/4"
6609.25.34	25	1"
6609.40.34	40	1"
6609.40.42	40	1.1/4"
6609.50.49	50	1.1/2"
6609.50.48	50	2"
6609.63.48	63	2"

90° Elbow

1100	Tube OD mm
6602.17.00	16.5
6602.25.00	25
6602.40.00	40
6602.50.00	50
6602.63.00	63

45° Elbow

1100	Tube OD mm
6612.25.00	25
6612.40.00	40
6612.63.00	63

Equal Tee

1100	Tube OD mm
6604.17.00	16.5
6604.25.00	25
6604.40.00	40
6604.50.00	50
6604.63.00	63

Reducing Tee

1100	Tube OD A mm	Tube OD B mm
6604.50.25	50	25
6604.50.40	50	40

Lockable Aluminium Valve

1100	Tube OD mm
4092.17.00	16.5
4092.25.00	25
4092.40.00	40
4092.50.00	50
4092.63.00	63

Flexible Hose

1100	Tube OD mm	Length Metres
1001E.250001	25	0.57
1001E.250004	25	2

For **Parker Legris Tubing**
see pages **906-908**

TRANSAIR RING MAIN SYSTEM AIR & VACUUM RANGE

Clips, Clamps, Spacers & Tools

Fixing Clip For Rigid Pipe

1100	Tube OD mm
6697.17.00	16.5
6697.25.00	25
6697.40.00	40
6697.50.00	50
6697.63.00	63

Transair Clips & Spacers

1100	Description
6697.00.03	Spacer Block for Fixing Clip
6697.00.02	Clip Adaptor for Rod M8 x 1 Male x M10 x 1.5 Female

Transair Beam Clamps

1100	Description
6699.03.01	Screw Type Beam Clamp 16.5mm to 40mm
ER99.06.02	Screw Type Beam Clamp 63mm to 100mm for M8 Screw
ER99.06.03	Screw Type Beam Clamp 63mm to 100mm for M10 Screw

Transair Tube Cutter

1100	Description
6698.03.01	Tube Cutter for 16.5mm to 63mm Pipe

Transair Tools

1100	Description
6698.04.02	Deburring Tool for Rigid Aluminium Pipe 16.5mm to 100mm
6698.04.01	Chamfer Tool for Rigid Aluminium Pipe 16.5mm to 40mm
6698.04.03	Marking Tool for Rigid Aluminium Pipe 16.5mm to 40mm
6698.05.03	Tightening Spanners for 63mm Nuts

Transair Drilling Jig

1100	Description
6698.01.03	Drilling Jig 25 to 63mm

Transair Drilling Tool

1100	Description
6698.02.02	Drilling Tool for 25mm Pipe
6698.02.01	Drilling Tool for 40mm & 63mm Pipe

Tool Case

1100	Description
6698.00.05	Complete Kit 16.5mm to 63mm

For **Parker Rectus QRC's**
see pages **330-390**



WHY CHOOSE AIRCOM?

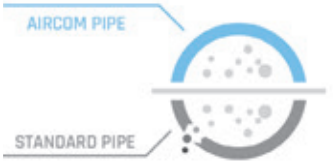

EXPANDABILITY ACCORDING TO REQUIREMENTS

The system grows with the plant.

ELIMINATE WASTED AIR AND LEAKS

Our components in aluminium, technopolymer and HIP guarantee superior, above-average performance.

EASY, RAPID INSTALLATION

Reduction in labor costs and ease of intervention.

MODULAR DESIGN

Flexibility of use and greater adaptability to the specific usage requirements.

OPTIMUM, CONSTANT PERFORMANCE

Constant energy savings over time.

OUR SERVICES

AIRCOM services support our Partners throughout the plant's entire life cycle: from the initial consultancy to support during design.

TECHNICAL TRAINING

We offer advanced training and periodic update courses for our Partners' technical personnel (designers, installers, dealers).

SUPPORT FOR DESIGNERS

We support our Partners at every step, from the more basic plants to the highly complex systems, assisting in totally new designs as well as in revamping and additions to existing structures.

RATIONALISING ENERGY CONSUMPTION

Thanks to the wide choice of components and the flexibilit of the systems, as well as to computer simulations, our piping systems help reduce energy costs to the lowest levels possible, in a consistent manner over time: the system pays for itself.

ADVANCED SOFTWARE

We have developed proprietary software to provide support in plant sizing and on site design. Thanks to this software, our Partners can offer the end user a complete, efficient and personalized service.

RING MAIN SYSTEM

Coated Aluminium Pipe

Compressed Air, 5.8 Metres, Blue

9191	Ø mm
QLTUAL020S	20
QLTUAL025S	25
QLTUAL032S	32
QLTUAL040S	40
QLTUAL050S	50
QLTUAL063S	63
QLTUAL080S	80
QLTUAL110S	110
Tech Sheet 110821	

Compressed Air, 4 Metres, Blue

9191	Ø mm
QLTUAL4016S	16
QLTUAL4020S	20
QLTUAL4025S	25
QLTUAL4032S	32
QLTUAL4040S	40
QLTUAL4050S	50
QLTUAL4063S	63
Tech Sheet 110821	

Vacuum, 5.8 Metres, Grey

9191	Ø mm
QLTUALGY020S	20
QLTUALGY025S	25
QLTUALGY032S	32
QLTUALGY040S	40
QLTUALGY050S	50
QLTUALGY063S	63
QLTUALGY080S	80
Tech Sheet 110821	

Nitrogen, 5.8 Metres, Green

9191	Ø mm
QLTUALG020S	20
QLTUALG025S	25
QLTUALG040S	40
QLTUALG063S	63
Tech Sheet 110821	



Double Bend

9191	Ø mm
QLSCI016	16
QLSCI020	20
QLSCI025	25
Tech Sheet 110821	

Multilayer Bendable Pipe

Compressed Air, 50 Metres

9191	Ø mm
QLTUMLST016	16
QLTUMLST020	20
QLTUMLST025	25
Tech Sheet 110841	

Technopolymer Pipe

Compressed Air, 4 Metres

9191	Ø mm
AIRTU020S	20
AIRTU025S	25
AIRTU032S	32
AIRTU040S	40
Tech Sheet 110842	

RIDGID

You might also need
Pipe & Tube Cutters
see pages **1743-1746**

Free design services available for reducing energy costs

TECHNOPOLYMER SYSTEM

LIGHTWEIGHT, BUT POWERFUL

The Quick Line technopolymer product range comes in the following diameters:

16, 20, 25, 32, 40, 50 and 63 mm

A careful study and design of dimensions and materials enable us to achieve a light and functional, all-technopolymer product in a wide range of sizes, allowing you to create your aluminium tubing systems without any problems.

ENERGY SAVING

SHORT INSTALLATION TIME

The quick and easy assembly of our piping systems is the result of an innovative technology, with an instant connection of the fitting components to the aluminium pipe.

AIR QUALITY AND MAINTENANCE

Owing to full technopolymer construction, air quality keeps constant features from compressor outlet up to all end user points. Minimum roughness of internal pipe surfaces allows optimal air flo .The high quality and high resistance features of our fittings will significantly reduce maintenance costs

MODULARITY AND RESISTANCE

Our modular and lightweight technopolymer systems are an optimal solution to reduce installation time.

Owing to careful study of components and of materials, our fittings feature noticeable resistance to corrosion, mechanical shocks and thermal variations.

Quick Line technopolymer is the most advanced evolution in the field o systems for compressed air and pressurised fluids distribution

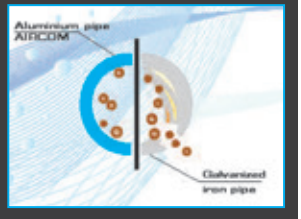

TECHNOPOLYMER SYSTEM FITTINGS

Technopolymer fittings are specifically designed for use with Aluminium ube up to Ø 63mm.
For specific application guidance please speak to our echnical team.

Working Temperature:
-15°C to +65°C

Straight Couplings

Equal, Tube x Tube

9183	Ø mm
QLMAPA016	16
QLMAPA020	20
QLMAPA025	25
QLMAPA032	32
QLMAPA040	40
QLMAPA050	50
QLMAPA063	63
Tech Sheet 110822	

Reducer, Tube x Tube

9183	Ø mm	Ø mm
QLRIDPA025020	25	20
QLRIDPA032025	32	25
QLRIDPA040025	40	25
QLRIDPA040032	40	32
QLRIDPA050040	50	40
Tech Sheet 110822		

Sliding Coupling Tube x Tube (No Internal Stopper)

9183	Ø mm
QLMASPA032	32
QLMASPA040	40
QLMASPA050	50
QLMASPA063	63
Tech Sheet 110822	

Male Stud, BSPT Thread x Tube

9183	Ø mm	Thread
QLMNPA016048	16	1/2"
QLMNPA020048	20	1/2"
QLMNPA020068	20	3/4"
QLMNPA025048	25	1/2"
QLMNPA025068	25	3/4"
QLMNPA025088	25	1"
QLMNPA032088	32	1"
QLMNPA032108	32	1.1/4"
QLMNPA040088	40	1"
QLMNPA040108	40	1 .1/4"
QLMNPA040128	40	1.1/2"
QLMNPA050128	50	1.1/2"
QLMNPA050168	50	2"
QLMNPA063168	63	2"
Tech Sheet 110822		

FT PRO

For **Air Receivers**
see pages **433-434**

Elbows

90° Equal, Tube x Tube

9183	Ø mm
QLGO90PA016	16
QLGO90PA020	20
QLGO90PA025	25
QLGO90PA032	32
QLGO90PA040	40
QLGO90PA050	50
QLGO90PA063	63
Tech Sheet 110822	

45° Equal, Tube x Tube

9183	Ø mm
QLGO45PA020	20
QLGO45PA025	25
QLGO45PA032	32
QLGO45PA040	40
QLGO45PA050	50
QLGO45PA063	63
Tech Sheet 110822	

90° Male Stud, BSPT x Tube

9183	Ø mm	Thread
QLGO90PM020048	20	1/2"
QLGO90PM025048	25	1/2"
QLGO90PM025068	25	3/4"
Tech Sheet 110822		

Free design services available for reducing energy costs

TECHNOPOLYMER SYSTEM FITTINGS

Technopolymer fittings are specifically designed for use with Aluminium ube up to Ø 63mm.
For specific application guidance please speak to our echnical team.

Working Temperature:
-15°C to +65°C

Tees

Equal Tube x Tube

9183	Ø mm
QLTEPA016	16
QLTEPA020	20
QLTEPA025	25
QLTEPA032	32
QLTEPA040	40
QLTEPA050	50
QLTEPA063	63
Tech Sheet 110822	

Unequal, Reducing on Branch, Tube x Tube

9183	Ø mm	Ø mm
QLTRPA020016	20	16
QLTRPA025016	25	16
QLTRPA025020	25	20
QLTRPA032020	32	20
QLTRPA032025	32	25
QLTRPA040020	40	20
QLTRPA040025	40	25
QLTRPA040032	40	32
QLTRPA050020	50	20
QLTRPA050025	50	25
QLTRPA050032	50	32
QLTRPA050040	50	40
QLTRPA063020	63	20
QLTRPA063025	63	25
QLTRPA063040	63	40
QLTRPA063050	63	50
Tech Sheet 110822		

Female Stud BSPP, 3.06 mm, Branch x Tube

9183	Ø mm	Thread
QLTPPA020048	20	1/2"
QLTPPA025048	25	1/2"
Tech Sheet 110822		

Quick Branch, Saddle Clamp

Tube x Tube

9183	Ø mm	Ø mm
QLDERPA025016	25	16
QLDERPA025020	25	20
QLDERPA032016	32	16
QLDERPA032020	32	20
QLDERPA040016	40	16
QLDERPA040020	40	20
QLDERPA040025	40	25
QLDERPA050016	50	16
QLDERPA050020	50	20
QLDERPA050025	50	25
QLDERPA063020	63	20
QLDERPA063025	63	25
QLDERPA063032	63	32
QLDERPA080020	80	20
QLDERPA080025	80	25
QLDERPA080032	80	32
QLDERPA110025	110	25
QLDERPA110032	110	32
Tech Sheet 110822		

Female BSPP x Tube

9183	Ø mm	Thread
DIRDERFF025048	25	1/2"
DIRDERFF032048	32	1/2"
DIRDERFF040048	40	1/2"
DIRDERFF040068	40	3/4"
DIRDERFF050048	50	1/2"
DIRDERFF050068	50	3/4"
DIRDERFF063048	63	1/2"
DIRDERFF063068	63	3/4"
DIRDERFF063088	63	1"
DIRDERFF080048	80	1/2"
DIRDERFF080068	80	3/4"
DIRDERFF080088	80	1"
DIRDERFF110068	110	3/4"
DIRDERFF110088	110	1"
Tech Sheet 110822		

End Caps

Tube

9183	Ø mm
QLCAPA016	16
QLCAPA020	20
QLCAPA025	25
QLCAPA032	32
QLCAPA040	40
QLCAPA050	50
QLCAPA063	63
Tech Sheet 110822	

Assembly Tools

QL Nut Wrench

9183	Ø mm	Ø mm
QLCLE16020	16	20
QLCLE25032	25	32
QLCLE40050	40	50
QLCLE63	63	63
Tech Sheet 110822		

Pipe Fitting Insertion Meter

9183	Ø mm	Ø mm
QLMIS016080	16	80
Tech Sheet 110822		

Free design services available for reducing energy costs

VALVES

Ball Valve Stainless Steel

Tube x Tube

9183	Ø mm
QLVAINOX025	25
QLVAINOX032	32
QLVAINOX040	40
QLVAINOX050	50
QLVAINOX063	63
QLVAINOX080	80
Tech Sheet 110823	

Female BSPP x Tube

9183	Ø mm	Thread
QLVAINOXMF025088	25	1"
QLVAINOXMF032128	32	1.1/2"
QLVAINOXMF040128	40	1.1/2"
QLVAINOXMF050168	50	2"
QLVAINOXMF063168	63	2"
QLVAINOXMF080248	80	2"
Tech Sheet 110823		

Ball Valve Nickel Plated Brass

Female BSPP x Tube

9183	Ø mm	Thread
QLVAF016048	16	1/2"
QLVAF020048AL	20	1/2"
QLVAF025068AL	25	3/4"
Tech Sheet 110823		

Male BSPT x Tube

9183	Ø mm	Thread
QLVAM016048	16	1/2"
QLVAM020048AL	20	1/2"
QLVAM025068AL	25	3/4"
Tech Sheet 110823		

Butterfly alve Stainless Steel

Tube x Tube

9183	Ø mm
QLVALFAR110	110
Tech Sheet 110823	

For **Ball Valves**
see pages **922-955**

Free design services available for reducing energy costs

aircom PIPINGSYSTEM

ALUMINIUM SYSTEM

LIGHTWEIGHT, BUT POWERFUL

The Quick Line aluminium product range comes in the following diameters:

20, 25, 32, 40, 50, 63, 80, and 110 mm

A careful study and design of dimensions and materials enable us to achieve a lightweight but powerful, all-aluminium product in a wide range of sizes. With the Ø 110 mm size you will have a powerful flow rate potential, allowing you to create compressor rooms without any problems.

ENERGY SAVING

SHORT INSTALLATION TIME

The quick and easy assembly of our piping systems is the result of an innovative technology, with an instant connection of the fitting components to the aluminium pipe.

AIR QUALITY AND MAINTENANCE

Owing to full aluminium construction,air quality keeps constant features from compressor outlet up to all end user points. Minimum roughness of internal pipe surfaces allows optimal air flo .The high quality and high resistance features of our fittings will significantly reduce maintenance costs

MODULARITY AND RESISTANCE

Our modular and lightweight aluminium systems are an optimal solution to reduce installation time.

Owing to careful study of components and of materials, our fittings feature noticeable resistance to corrosion, mechanical shocks and thermal variations.

Quick Line aluminium is the most advanced evolution in the field o systems for compressed air and pressurised fluids distribution

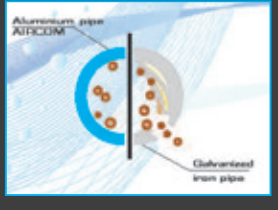

FITTINGS, ALUMINIUM SYSTEM

Swap your Aluminium fittings for echnopolymer fittings for sizes up to Ø 63mm to reduce installation costs. For specific application guidance please speak to our echnical team.

Working Temperature:
-30°C to +80°C

Straight Couplings

Equal, Tube x Tube

9183	Ø mm
QLMAAL020	20
QLMAAL025	25
QLMAAL032	32
QLMAAL040	40
QLMAAL050	50
QLMAAL063	63
QLMAAL080	80
QLMAAL110	110
Tech Sheet 110824	

Sliding Coupling, Tube x Tube (No Internal Stopper)

9183	Ø mm
QLMASAL032	32
QLMASAL040	40
QLMASAL050	50
QLMASAL063	63
QLMASAL080	80
Tech Sheet 110824	

Female Stud, BSPP Thread x Tube

9183	Ø mm	Thread
QLMPMAL020048	20	1/2"
QLMPMAL020068	20	3/4"
QLMPMAL025068	25	3/4"
QLMPMAL025088	25	1"
QLMPMAL032108	32	1.1/4"
QLMPMAL040128	40	1.1/2"
QLMPMAL050168	50	2"
QLMPMAL063208	63	2.1/2"
Tech Sheet 110824		

Male Stud, BSPT Thread x Tube

9183	Ø mm	Thread
QLMNMAL020048	20	1/2"
QLMNMAL020068	20	3/4"
QLMNMAL025068	25	3/4"
QLMNMAL025088	25	1"
QLMNMAL032108	32	1.1/4"
QLMNMAL040128	40	1.1/2"
QLMNMAL050168	50	2"
QLMNMAL063168	63	2"
QLMNMAL063208	63	2.1/2"
QLMNMAL080208	80	2.1/2"
QLMNMAL080248	80	3"
Tech Sheet 110824		

Elbows

90° Equal, Tube x Tube

9183	Ø mm
QLGO90AL020	20
QLGO90AL025	25
QLGO90AL032	32
QLGO90AL040	40
QLGO90AL050	50
QLGO90AL063	63
QLGO90AL080	80
QLGO90AL110	110
Tech Sheet 110824	

45° Equal, Tube x Tube

9183	Ø mm
QLGO45AL020	20
QLGO45AL025	25
QLGO45AL032	32
QLGO45AL040	40
Tech Sheet 110824	

45° Female Stud, BSPP x Tube

9183	Ø mm	Thread
QLGO45FAL020048	20	1/2"
QLGO45FAL025048	25	1/2"
QLGO45FAL025068	25	3/4"
Tech Sheet 110824		

90° Male Stud, BSPT x Tube

9183	Ø mm	Thread
QLGO90MAL020048	20	1/2"
QLGO90MAL025048	25	1/2"
QLGO90MAL025068	25	3/4"
Tech Sheet 110824		

Free design services available for reducing energy costs

FITTINGS, ALUMINIUM SYSTEM

Tees

Equal, Tube x Tube

9183	Ø mm
QLTEAL020	20
QLTEAL025	25
QLTEAL032	32
QLTEAL040	40
QLTEAL050	50
QLTEAL063	63
QLTEAL080	80
QLTEAL110	110
Tech Sheet 110824	

Unequal, Reducing on Branch, Tube x Tube

9183	Ø mm	Ø mm
QLTRAL025020	25	20
QLTRAL032020	32	20
QLTRAL040020	40	20
QLTRAL040025	40	25
Tech Sheet 110824		

Female Stud BSPP, Branch x Tube

9183	Ø mm	Thread
QLTPAL020048	20	1/2"
QLTPAL025068	25	3/4"
QLTPAL032088	32	1"
QLTPAL040108	40	1.1/4"
QLTPAL050128	50	1.1/2"
QLTPAL063168	63	2"
QLTPAL080208	80	2.1/2"
QLTPAL110248	110	3"
Tech Sheet 110824		

End Caps

Equal, Tube x Tube

9183	Ø mm
QLCAAL020	20
QLCAAL025	25
QLCAAL032	32
QLCAAL040	40
QLCAAL050	50
QLCAAL063	63
QLCAAL080	80
Tech Sheet 110824	

Blind Flange

Tube

9183	Ø mm
DIRFC110DIN	110
Tech Sheet 110824	

Quick Branch (Saddle Clamp)

Tube x Tube

9183	Ø mm	Ø mm
QLDERAL025020	25	20
QLDERAL032020	32	20
QLDERAL040020	40	20
QLDERAL040025	40	25
QLDERAL050020	50	20
QLDERAL050025	50	25
QLDERAL063020	63	20
QLDERAL063025	63	25
QLDERAL063032	63	32
QLDERAL080020	80	20
QLDERAL080025	80	25
QLDERAL080032	80	32
QLDERAL110020	110	20
QLDERAL110025	110	25
QLDERAL110032	110	32
Tech Sheet 110824		

Flanged Couplings

Flange x Tube

9183	Ø mm	DIN Flange
QLMFLAL080248DIN	80	3"
QLMFLAL110328DIN	110	4"
Tech Sheet 110824		

Flange x Stem

9183	Ø mm	DIN Flange
QLTFLAL80248DIN	80	3"
QLTFLAL110328DIN	110	4"
Tech Sheet 110824		

Assembly Tools

QL Nut Wrench for Aluminium

9183	Ø mm	Ø mm
QLCLEAL020025	20	25
QLCLEAL032040	32	40
QLCLEAL050	50	50
QLCLEAL063	63	63
QLCLEAL080	80	80
Tech Sheet 110824		

Pipe Fitting Insertion Meter

9183	Ø mm	Ø mm
QLMISAL020110	20	110
Tech Sheet 110824		

Free design services available for reducing energy costs

6" (168.3MM) TUBING & FITTINGS SYSTEM

A full range of ready-to-use, pre-grooved 168.3 mm - 6" aluminium products.

In large industrial sites, main compressed air distribution networks need a flow rate of 3,000 ^{3} per hour.

Compatibility and Specification
Deliverable Fluids:
- Compressed air
- Inert gases
- Vacuum
- Other (please contact sales office for more information

Vacuum Level:
99% (about 10 mbar) approximately

Working Temperature:
-30°C to +80°C

Maximum Working Pressure:
12 bar

Coated Aluminium Pipe with Grooved Ends

Compressed Air, 5.8 Metres, Blue

9260	Ø mm
QLTUAL168S	168.3
Tech Sheet 110825	

Elbow with Grooved Ends

90° Equal, Tube x Tube

9260	Ø mm
QLGO90AL168	168.3
Tech Sheet 110825	

45° Equal, Tube x Tube

9260	Ø mm
QLGO45AL168	168.3
Tech Sheet 110825	

Tee with Grooved Ends

Equal, Tube x Tube

9260	Ø mm
QLTEAL168	168.3
Tech Sheet 110825	

Straight Rigid Coupling with Grooved Ends

Equal, Tube x Tube

9260	Ø mm
QLMAAL168	168.3
Tech Sheet 110825	

End Caps with Grooved Ends

Tube

9260	Ø mm
QLCAAL168	168.3
Tech Sheet 110825	

Expansion Joint

Flanged DIN

9260	Ø mm
DIRDIL168DIN	168.3
Tech Sheet 110825	

DIRDIL168DIN requires 1x QLFLA168480DIN on each side.

Flanged Adaptor

Tube x Flange DIN

9260	Ø mm	DIN Flange
QLFLA168480DIN	168.3	4"
Tech Sheet 110825		

Butterfly alve

Flange DIN Coupling

9260	Ø mm
QLVALFAR168	168.3
Tech Sheet 110825	

Pipe Bracket

M10 Insert Pieces

9260	Ø mm	Insert
DIRFEM10168CF	168.3	M10
Tech Sheet 110825		

Portable Manual Grooving Tool for 6" (168.3 mm) Tube

Manual Operation with Ratchet Handle

9260	Ø mm
DIRRULLUNI	168.3
Tech Sheet 110825	

MANIFOLDS, ALUMINIUM TUBING SYSTEM

Single Port

1/2" BSPP Inlet x 1/2" BSPP Outlet, with Drain Option, 1/4" (Blind)

9183	No. of Inlets	No. of Outlets
DIRAPMAL048048	1	1
Tech Sheet 110826		

With Fitting Holder Safety Block

9183	Inlet mm	Outlet
DAPGO45FAL020048	20	1/2"
DAPGO45FAL025048	25	1/2"
DAPGO45FAL025068	25	3/4"
Tech Sheet 110826		

Double Port

1/2" BSPP Inlet x 1/2" BSPP Outlet, with Drain Option, 1/4" (Blind)

9183	No. of Inlets	No. of Outlets
APLALL048	1	2
Tech Sheet 110826		

3/4" BSPP Inlet x 1/2" BSPP Outlet, with Drain Option, 1/4" (Blind)

9183	No. of Inlets	No. of Outlets
APLALL068	1	2
Tech Sheet 110826		

3 Port

1/2" BSPP Inlet x 1/2" BSPP Outlet, with Drain Option, 1/4" (Blind)

9183	No. of Inlets	No. of Outlets
DIRAPFRLAL048048	1	3
Tech Sheet 110826		

4 Port

1/2" BSPP Inlet x 1/2" BSPP Outlet, with Drain Option, 1/4" (Blind)

9183	No. of Inlets	No. of Outlets
DIRAPLAL048048	1	4
Tech Sheet 110826		

3/4" BSPP Inlet x 1/2" BSPP Outlet, with Drain Option, 1/4" (Blind)

9183	No. of Inlets	No. of Outlets
DIRAPLAL068068	1	4
Tech Sheet 110826		

5 Port

3/4" BSPP Inlet x 3/4" & 1/2" BSPP Outlet, with Drain Option, 1/4" (Blind)

9183	No. of Inlets	No. of Outlets A (side)	No. of Outlet B (front)
DIRPMUAL120	1	2	3
Tech Sheet 110826			

6 Port

3/4" BSPP Inlet x 3/8" BSPP Outlet, No Drain

9183	No. of Inlets	No. of Outlets
APLALLMUL068038	1	6
Tech Sheet 110826		

1/2" BSPP Inlet x 3/4" BSPP Outlet, No Drain

9183	No. of Inlets	No. of Outlets
APLALLMUL068048	1	6
Tech Sheet 110826		

7 Port

3/4" BSPP Inlet x 1/2" BSPP Outlet, with Drain Option, 1/4" (Blind)

9183	No. of Inlets	No. of Outlets
DIRPMUAL200	1	7
Tech Sheet 110826		

Drain Valve

1/4" BSPP Male

9183	Thread
DIRVSP028	1/4"
Tech Sheet 110826	

Free design services available for reducing energy costs

SYSTEM ACCESSORIES

Pipe Brackets

M8 Insert Pieces

9183	Ø mm	Insert
DIRFEM8016CF	16	M8
DIRFEM8020CF	20	M8
DIRFEM8025CF	25	M8
DIRFEM8032CF	32	M8
DIRFEM8040CF	40	M8
DIRFEM8050CF	50	M8
DIRFEM8063CF	63	M8
DIRFEM8080CF	80	M8
DIRFEM8110CF	110	M8
Tech Sheet 110827		



Pipe Bracket Spacers

9183	Ø mm	Ø mm
DIRSPE020032	20	32
DIRSPE040063	40	63
Tech Sheet 110827		

Assembly Lubrication

Lubrication Fluid (Oil Free)

9183	Size ml
DIRLUB0750	750
Tech Sheet 110844	

Lubrication Gel (Oil Free)

9183	Size ml
DIRLUBGEL0950	950
Tech Sheet 110827	

Aluminium Spigots

Male BSPP x Stem

9183	Ø mm	Thread
QLPUNM016038	16	3/8"
QLPUNM020048	20	1/2"
QLPUNM020068	20	3/4"
QLPUNM025088	25	1"
QLPUNM032108	32	1.1/4"
QLPUNM040128	40	1.1/2"
QLPUNM050168	50	2"
QLPUNM063168	63	2"
QLPUNM080248	80	3"
Tech Sheet 110827		

Reduction Pipe

Stem x Stem

9183	Ø mm	Ø mm
QLRIDTU025020	25	20
QLRIDTU032020	32	20
QLRIDTU032025	32	25
QLRIDTU040025	40	25
QLRIDTU040032	40	32
QLRIDTU050032	50	32
QLRIDTU050040	50	40
QLRIDTU063040	63	40
QLRIDTU063050	63	50
QLRIDTU080050	80	50
QLRIDTU080063	80	63
QLRIDTU110050	110	50
QLRIDTU110063	110	63
QLRIDTU110080	110	80
Tech Sheet 110827		

Deburrers



To suit Tube Sizes 16mm - 110mm

9183	Ø mm	Ø mm
DIRSM016050	16	50
DIRSM063110	63	110
Tech Sheet 110827		

To suit Tube Sizes 16mm - 168.3mm

9183	Ø mm	Nominal Bore mm
DIRSBVUNI	16	168.3
Tech Sheet 110827		

Multilayer Pipe Bending Tools

Bending Gun

9260	Ø mm	Ø mm
DIRPIEGTMLS1625	16	25
Tech Sheet		

Calibrator & Chamfering Tool

9260	Ø mm	Ø mm
DIRCALML016025	16	25
Tech Sheet 110827		

Outer Bending Spring

9260	Ø mm
DIRMOLMLEST016	16
DIRMOLMLEST020	20
DIRMOLMLEST025	25
Tech Sheet 110827	

Inner Bending Spring

9260	Ø mm
DIRMOLMLINT016	16
DIRMOLMLINT020	20
DIRMOLMLINT025	25
Tech Sheet 110827	

Flexible Hoses

Stem x Stem

9183	Ø mm
QLFLEX020	20
QLFLEX025	25
QLFLEX032	32
QLFLEX040	40
QLFLEX063	63
Tech Sheet 110827	

Free design services available for reducing energy costs



MULTILAYER BENDABLE PIPE

Bendable, resistant & specific for compressed air

Due to its unique structure, Aircom's multilayer pipe for compressed air delivers excellent physical and chemical features, typical of PE-RT.

The structure of the multilayer pipe incorporates an aluminium layer, providing resistance to high pressures and high operating temperatures.

The lightness of the material enables easy shaping of piping sections, making installation trouble-free even in problem areas.

AIRCOM'S MULTILAYER PIPE ADVANTAGES

- ✔ Specifically for compressed air piping.
- ✔ Easy creation of shaped piping sections.
- ✔ Easy to fit around obstacles, corners, pillars, etc.
- ✔ Easy installation owing to its bendability.
- ✔ Linear thermal expansion factor similar to aluminium pipe.
- ✔ Corrosion resistant.
- ✔ Outstanding durability.

LAYERS AND MATERIALS

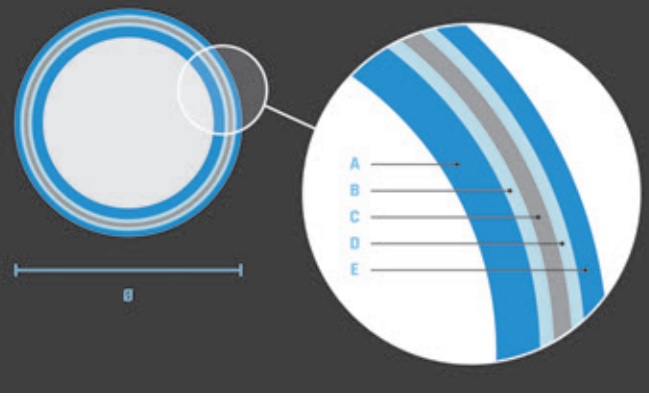

- **A** PE-RT (inner layer, colourless)
- **B** Adhesive layer
- **C** Aluminium layer, overlapped and ultrasonic welded
- **D** Adhesive layer
- **E** PE-RT (outer layer, blue)

AIR PIPE LINE “INFINITY“ SERIES

Complete selection of fittings and aluminum pipes fo air networks.

Patented drop fitting solution and more special features

Fastest assembly operations with ready-to-use and reusable fittings for all sizes

10 year warranty.

MADE IN ITALY

AIGNEP

EXCELLENT SOLUTIONS IN FLUIDTECHNOLOGY

ALUMINIUM RING MAIN SYSTEM

Working Temperature: -20°C to +80°C

Maximum Working Pressure: 16 bar

Material: Adaptors: Brass, Nickel Plated (Ø 50-63 Aluminium),Nitrile Seals Silicone free

Application: Compressed air, Vacuum, Inert gas (NITROGEN-ARGON)

Compliance: 2014/68/EU(PED), REACH EC N°1907/2006, ROHS 2011/65/EU, ASME B31.1, B31.3

Aluminium Tubing

Tubing may take up to 3 working days to be delivered, dependant on weight and delivery address location. Addition carriage charges may apply. For full details please contact sales.

4 Metre Lengths

0255	OD mm
900000011Y9B5	20
900000011J4B5	25
900000011J9B5	32
900000011K4B5	40
900000011W0B5	50
900000011W3B5	63
Tech Sheet 1609	

6 Metre Lengths

0255	OD mm
900006020BL	20
900006025BL	25
900006032BL	32
900006040BL	40
900006050BL	50
900006063BL	63
Tech Sheet 1609	

Straight Adaptors

Male Thread, BSPT

0255	OD mm	Thread
9001000001	20	1/2"
9001000009	20	3/4"
9001000011	25	1/2"
9001000002	25	3/4"
9001000003	32	1"
9001000013	40	1"
9001000004	40	1.1/4"
9001000007	40	1.1/2"
9001000014	50	1"
9001000005	50	1.1/2"
9001000012	50	2"
9001000006	63	2"
9001000008A	63	2.1/2"
Tech Sheet 1610		

Female Thread, BSPP

0255	OD mm	Thread
9003000001	20	1/2"
9003000002	25	3/4"
9003000003	32	1"
9003000004	40	1.1/4"
Tech Sheet 1610		

Elbow Adaptors

Male Thread, BSPT

0255	OD mm	Thread
9015000001	20	1/2"
9015000002	25	3/4"
9015000003	32	1"
Tech Sheet 1611		

Female Thread, BSPP

0255	OD mm	Thread
9016000001	20	1/2"
9016000002	25	3/4"
9016000003	32	1"
9016000004	40	1.1/4"
Tech Sheet 1611		

Bracketed, Female Thread, BSPP

0255	OD mm	Thread
9060000001	20	1/2"
9060000002	25	3/4"
9060000003	32	1"
Tech Sheet 1611		

Tee Adaptors

Female Thread, BSPP

0255	OD mm	Thread
9023600006	20	3/8"
9023600007	20	1/2"
9023600001	25	3/8"
9023600008	25	1/2"
9023600002	32	1/2"
9023600003	40	1/2"
9023600017A	63	1/2"
9023600005	63	3/4"
9023600018A	63	1"
Tech Sheet 10557		

Tee Adaptors with Condense Exhaust

Female Thread, BSPP

0255	OD mm	Thread
9025000017A	63	1/2"
Tech Sheet 10557		

Straight Connectors

Equal

0255	OD mm
9004000001	20
9004000002	25
9004000003	32
9004000004	40
9004000006	63
Tech Sheet 1614	

ALUMINIUM RING MAIN SYSTEM

Elbow Connectors

Equal 90˚

0255	OD mm
9013000001	20
9013000002	25
9013000003	32
9013000004	40
9013000005	50
9013000006	63
Tech Sheet 1611	

Equal 135˚

0255	OD mm
9014000001	20
9014000002	25
9014000003	32
9014000004	40
9014000005	50
Tech Sheet 1611	

Tee Connectors

Equal

0255	OD mm
9023000001	20
9023000002	25
9023000003	32
9023000004	40
9023000005	50
9023000006	63
Tech Sheet 10559	

Equal and Reducing Branch

0255	OD mm	OD mm
9023500013	20	20
9023500001	25	20
9023500002	32	20
9023500003	32	25
9023500004	40	20
9023500005	40	25
9023500008	50	25
Tech Sheet 10564		

Tee Connectors with Condense Exhaust



Equal and Reducing Branch

0255	OD mm
9025900001	20-20-20
9025900002	25-20-25
9025900003	32-20-32
9025900004	40-20-40
9025900005	50-20-50
Tech Sheet 10559	

End Caps

0255	OD mm
9061000001	20
9061000002	25
9061000003	32
9061000004	40
9061000006	63
Tech Sheet 1612	

Reducers

0255	OD mm	OD mm
9062000001	25	20
9062000002	32	20
9062000003	32	25
9062000005	40	25
9062000006	40	32
9062000011	50	25
9062000007	50	32
9062000008	50	40
9062000009A	63	40
9062000010A	63	50
Tech Sheet 1613		

Deburring Tool

For Aluminium Tubing 20-40mm

0255
9088000001

Support Collars

Technopolymer, M6 Thread

0255	OD mm
9081500001	20
9081500002	25
9081500003	32
9081500004	40
9081500005	50
9081500006	63
Tech Sheet 10567	

Spacer

0255
9081700001
Tech Sheet 60110

Wall Mount Female Manifolds, Aluminium

BSPP

0255	OD mm	Thread
9060200001	20	1/2"
9060200002	25	1/2"
Tech Sheet 10560		

2 Way, BSPP

0255	Inlet Size	Outlet Size	No of Outlets
9064200001	1/2"	1/2"	2
9064200002	3/4"	1/2"	2
Tech Sheet 10576			

4 Way, BSPP

0255	Inlet Size	Outlet Size	No of Outlets
9064400001	1/2"	1/2"	4
9064400002	3/4"	1/2"	4
Tech Sheet 10577			

ALUMINIUM RING MAIN SYSTEM

Wall Mount Female Manifolds, Plastic

Working Temperature: -20°C to +50°C

Maximum Working Pressure: 15 bar

Type VDK 10, BSPP

0255	Inlet Size	Outlet Size	No of Outlets
VDK10	1/2"	1/2"	1

Type VDK 138, BSPP

0255	Inlet Size	Outlet Size	No of Outlets
VDK138	1/2"	3/8"	1

Type VDK 20, BSPP

0255	Inlet Size	Outlet Size	No of Outlets
VDK20	1/2"	1/2"	2

Type VDK 21, BSPP

0255	Inlet Size	Outlet Size	No of Outlets
VDK21	2 x 1/2"	1/2"	2

Type VDK 30, BSPP

0255	Inlet Size	Outlet Size	No of Outlets
VDK30	3/4"	1/2"	3

Type VDK 31, BSPP

0255	Inlet Size	Outlet Size	No of Outlets
VDK31	2 x 3/4"	1/2"	3

Type VDK 34, BSPP

0255	Inlet Size	Outlet Size	No of Outlets
VDK34	1/2"	1/2"	3

Type VDK 35, BSPP

0255	Inlet Size	Outlet Size	No of Outlets
VDK35	2 x 1/2"	1/2"	3

Saddle Clamp Connectors

0255	OD A mm	OD B mm
9024000004	32	25
9024000006	40	25
9024000007	50	20
9024000010	63	20
9024000011	63	25
Tech Sheet 10565		

Tube Drilling Jigs & Drill Bits

Tube Drilling Jigs

0255	OD mm
9024200001	32
9024200002	40
9024200004	63
Tech Sheet 10567	

Drill Bits for Drilling Jig

0255	To Suit
9024100001	32 & 40
9024100002	50 & 63
Tech Sheet 10566	

Ball Valves

Tube x Tube

0255	OD mm
9070000001	20
9070000002	25
9070000003	32
9070000004	40
9070000005	50
9070000006	63
Tech Sheet 10570	

Tube x Male Thread, BSPT

0255	OD mm	Thread
9072000001	20	1/2"
9072000002	25	3/4"
Tech Sheet 10572		

AIRNET PIPEWORK SYSTEM

Airnet Aluminium Air Pipe

Blue Compressed Air Pipe, 5.70m Lengths

1450	Size mm	Length Metres	Quantity
2811-4000-05	40	5.70	5

Blue S Bends

1450	Size mm
2811-1067-05	20 x 440
2811-2067-05	25 x 460

Airnet Connectors

Equal Straight Connector

1450	Size mm
2811-1002-80	20
2811-2002-80	25
2811-4002-80	40
2811-5002-80	50

Reducing Straight Connector

1450	Size mm
2811-2121-80	25 to 20
2811-4221-80	40 to 25

Male Stud Connector

1450	Size
2811-1017-80	20mm x R1/2"
2811-2117-80	25mm x R3/4"
2811-2217-80	25mm x R1"
2811-4417-80	40mm x R1.1/2"
2811-5417-80	50mm x R1.1/2"
2811-5517-80	50mm x R2"
2811-6517-80	63mm x R2"
2811-6617-80	63mm x R2.1/2"
2811-7717-80	80mm x R3"

Wall Mounting Connector ISO228

1450	Inlet mm	Outlet BSPP
2811-1023-80	20	1/2" x 3
2811-2023-80	25	1/2" x 3

Wall Mounting Connector Threaded

1450	Inlet	Outlet
2811-0025-80	1/2"	1/2" x 1
2811-1025-80	3/4"	1/2" x 1

End Cap

1450	Size mm
2811-1006-80	20
2811-2006-80	25
2811-4006-80	40
2811-5006-80	50

FT PRO

For **Condensate Management**
see page **435**

AIRNET PIPEWORK SYSTEM

Airnet Elbows & Tees

Equal 90° Elbow

1450	Size mm
2811-1003-80	20
2811-2003-80	25
2811-4003-80	40
2811-5003-80	50
2811-6003-80	63

Equal 45° Elbow

1450	Size mm
2811-2004-80	25
2811-4004-80	40

Equal Tee

1450	Size mm
2811-1005-80	20
2811-2005-80	25
2811-4005-80	40

Reducing Tee

1450	Size A mm	Size B mm
2811-4107-80	40	20
2811-4207-80	40	25

Reducing Tee, Threaded Branch

1450	Inlet/Outlet mm	Reduced Branch
2811-1008-80	20	G1/2"
2811-2008-80	25	G1/2"
2811-2108-80	25	G3/4"
2811-4208-80	40	G1"
2811-5208-80	50	G1"

FT PRO

For **Air Receivers & Accessories** see pages **433-435**

Airnet Quickdrops & Ball Valves

Quickdrop

1450	Inlet mm	Outlet mm
2811-2110-80	25	20
2811-4110-80	40	20

Quickdrop, Threaded Outlet

1450	Inlet mm	Outlet
2811-2011-80	25	G1/2"

Ball Valve

1450	Size mm
2811-1051-81	20
2811-2051-81	25
2811-4051-81	40

Ball Valve Airnet to ISO228 Female

1450	Size
2811-1152-81	20mm x G3/4"
2811-2252-81	25mm x G1"
2811-4452-81	40mm x G1.1/2"

AIRNET PIPEWORK SYSTEM

Airnet Piping Accessories

Pipe Clips

1450	Size mm	Connection
2811-1022-20	20	M6
2811-2022-20	25	M6
2811-4022-20	40	M6

Screw Beam Clamp

1450	Size	Range mm
2810-0036-10	M8	1.5 - 11

Hang Clamp H Profil

1450	Size	Range mm
2810-0038-10	M8	1.5 - 4

Sealing Gel

1450	Volume Litres
2810-0148-00	1

Airnet Installation Tool Kits

PF Series Installation Spanner

1450	Size mm
2811-1028-00	20 - 50

Black Series Installation Spanner

1450	Size mm
2811-6028-00	63 - 80

Belt Spanner

1450	Description
2810-8028-00	Covers 40 - 80 mm

Pipe Deburrer

1450	Size mm
2810-0141-00	20 - 50

Hole Deburrer Pen

1450	Type
2810-0641-00	Heavy-duty

PF Series Tool Kit

1450	Size mm
2811-0045-00	Install Kit to suit 20-50mm Airnet Range

Electrical Pipe Cutter

1450	Voltage
2810-0540-80	220 - 230

RINGMAIN PIPE KITS (CARM)

new product

Simple, easy to install, basic air pipe systems at competitive pricing

Introducing **John Guest Compressed Air Ring Main (CARM) Kits** - the ultimate solution for compressed air piping systems installation. These kits come in three configurations, catering to 15 and 22 mm, and contain all the essential components for hassle-free assembly. No specialized knowledge or expensive equipment is needed, making it the go-to option for small ring-main installations.

Versatile kits for any project;

- Workshops
- Garages
- Domestic applications
- Extension onto existing pipe systems

2 Bay Kit, 15mm Pipe & Fittings

- 2 x bay kit of John Guest 15mm OD pipe and fittings
- 6 x 3 metre lengths nylon pipe.
- 12 x clips.
- 4 x elbows.
- 1 x flex 15 with 1/2" bsp male stem adaptor.
- 2 x brass wingback wall brackets.
- 1 x straight connector.
- 1 x tee and 2 PCL 19 series couplings.

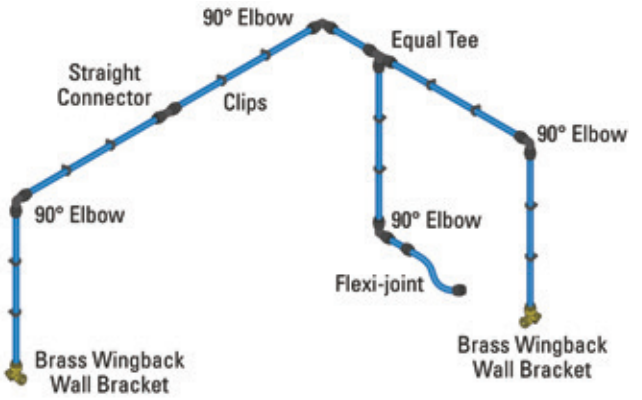

1400
CARMKIT-2

1 Bay Kit, 15mm Pipe & Fittings

- 1 x bay kit of John Guest 15mm O.D pipe and fittings
- 4 x 3m lengths of 15mm nylon pipe.
- 8 x pipe clips.
- 2 x elbows.
- 1 x flex with 1/2" bsp male stem adaptor.
- 1 x straight connector.
- 1 brass wingback wall bracket with 1 x PCL 19 series coupling

1400
CARMKIT-1

3 Bay Kit, 22mm Pipe & Fittings

- 3 x bay kit of John Guest 22mm OD pipe and fittings
- 7 x 3 metre lengths nylon pipe.
- 14 x pipe clips.
- 4 x elbows.
- 1 x flex 22 with 1/2" bsp, male stem adaptor.
- 3 x brass wingback wall brackets.
- 2 x straight connector.
- 2 x tee.
- 3 x PCL 19 series couplings and 3 x 3/4 x 1/2 reducing bush.
- 1 x PTFE Tape

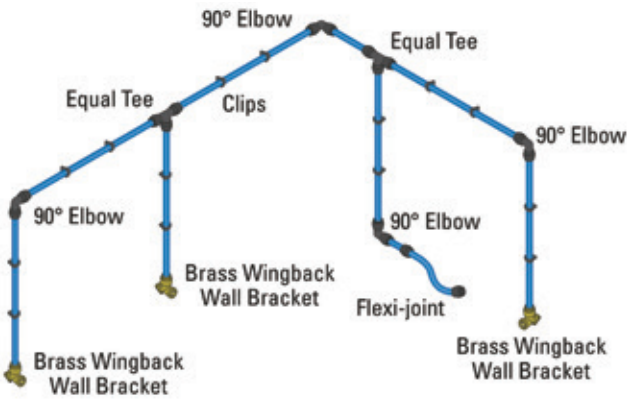

1400
CARMKIT-3

FAST-TRACK RING MAIN SYSTEM

Easy to use Push-fit connectors for air line ring mains

The John Guest range of push-fit fittings and pipe provide the ideal connection from compressor receiver to air line service components through to complete ring main and take off points.

Using the John Guest push-fit system, a compressed air ring main can be installed quickly and easily, with potential time savings of at least 50% when compared to other installation methods.

No need to prepare threaded pipe or solvent, all the connections can be made with a simple push-fit action. The system is then immediately ready for use.

Complex assembly can be performed much more rapidly than with traditional methods and because fittings are easy to disconnect, systems can be altered or extended with much reduced production down time.

To make a connection, the tube is simply pushed in by hand, with the unique collet locking system then holding the tube firmly in place withou deforming it or restricting flo .

**The fittings are produced in either tough engineering plastics material or in brass with Sizes 12mm to 28mm. They are intended for use with John Guest's nylon pipe, but can also be used with copper or aluminum alternatives.*

Working Temperature:
-20°C to +70°C

Working Pressure:
10 bar @ 23°C



Making a connection

Standard Fittings

Cut the pipe square
We recommend using the JG Pipe Cutter.

Push up to pipe stop

Pull to check secure
Test the system before use.

To disconnect
Ensure the system is depressurised. Push the collet towards the fitting and remove the pipe. The fitting can be reused

28mm Fittings

28mm fittings also have a collet with stainless steel teeth and an 'O' ring.

After inserting the pipe, a screw cap is turned approx 1/4 turn. This locks the collet in place and reduces lateral and sideways movement of the pipe.

To disconnect
Turn the screw cap 1/4 turn, push in the collet and remove the pipe. The fitting and pipe can be reused.

FAST-TRACK RING MAIN SYSTEM

Fast-Track Tubing

John Guest Part No. Cross Reference

400-3012	PA-RM1209-3M-20B
400-3015	PA-RM1512-3M-20B
400-3018	PA-RM1814-3M-20B
400-3022	PA-RM2218-3M-20B
400-3028	PA-RM2823-3M-10B

Working Temperature: -20°C to +70°C

Maximum Working Pressure: +23°C: 10 bar, +70°C: 7 bar

Nylon 12, 3 Metre Lengths

1400	OD mm	ID mm
400-3012	12	9
400-3015	15	12
400-3018	18	14
400-3022	22	18
400-3028	28	23
Tech Sheet 20629		

N.B. Delivery may take up to 48 hours.

Working Temperature: -20°C to +70°C

Maximum Working Pressure: +23°C: 10 bar, +70°C: 7 bar

Blue Coated Aluminium, 3 Metre Lengths

1400	OD mm	ID mm
AL-RM1210-3M-20B	12	10
AL-RM1513-3M-20B	15	13
AL-RM1816-3M-20B	18	16
AL-RM2220-3M-20B	22	20
AL-RM2826-3M-10B	28	26
Tech Sheet 20629		

N.B. Delivery may take up to 48 hours.

Fast-Track Tube Clips

360˚ Pipe Retention, Tested to over 100lbs

1400	OD mm
405-1015	15
405-1022	22
405-1028	28
410-1522	Stand-off Spacer
Tech Sheet 20629	

U-Bend

1400	OD mm
PMUB15E	15
Tech Sheet 20629	

Straight Adaptor

* No thread seal.

BSPP Male

1400	OD mm	Thread
PM011213E	12	3/8"
PM011214E	12	1/2"
PM011514E	15	1/2"
PM011516E	15	3/4"
PM011814E	18	1/2"
PM012216E	22	3/4"
Tech Sheet 20629		

Stem Adaptor

BSPP Male

1400	OD mm	Thread
PM051213E	12	3/8"
PM051214E	12	1/2"
PM051513E	15	3/8"
PM051514E	15	1/2"
PM051814E	18	1/2"
PM052214E	22	1/2"
PM052216E	22	3/4"
Tech Sheet 20629		

Equal Elbow

1400	OD mm
PM0312E	12
PM0315E	15
PM0318E	18
PM0322E	22
PM0328E	28
Tech Sheet 20629	

Stem Elbow

1400	OD mm	Stem OD mm
PM221212E	12	12
PM221515E	15	15
PM221818E	18	18
PM222222E	22	22
Tech Sheet 20629		

Equal Tee

1400	OD mm
PM0212E	12
PM0215E	15
PM0218E	18
PM0222E	22
Tech Sheet 20629	

Reducing Tee

1400	Ends OD mm	Branch OD mm
PM03018AE	18	15
PM3022AE	22	15
Tech Sheet 20629		

FAST-TRACK RING MAIN SYSTEM

Straight Connector

1400	OD mm
PM0412E	12
PM0415E	15
PM0418E	18
PM0422E	22
PM0428E	28
Tech Sheet 20629	

Reducer

1400	Stem OD mm	OD mm
PM061512E	15	12
PM061815E	18	15
PM062215E	22	15
PM062218E	22	18
PM062815E	28	15
Tech Sheet 20629		

Flexi-joint

When long runs of nylon tube are used, it is recommended a flexi-joint is installed. With temperature change, the tube can expand and contract along the length. This will lead to an unsightly distortion to the run of tube.

1400	OD mm	Max Pressure PSI
FLEX-15	15	145
FLEX-22	22	145
Tech Sheet 20629		

Plug

Black

1400	OD mm
PM0812R	12
PM0815E	15
PM0818E	18
PM0822E	22
PM0828E	28
Tech Sheet 20629	

Release Aid

1400	OD mm
15RA	15
22RA	22
Tech Sheet 20629	

Brass Straight Adaptors

BSPT Male

1400	OD mm	Thread
MM011504N	15	1/2"
MM012206N	22	3/4"
MM012808N	28	1"
Tech Sheet 20629		

Brass Wingback Elbow

BSPP Female

1400	OD mm	Thread
PM15WB	15	1/2"
PM22WB	22	3/4"
Tech Sheet 20629		

Brass Stem Adaptors

Male Thread

1400	OD mm	Thread
MM051504N	15	1/2" BSPT
MM052206N	22	3/4" BSPT
MM052818N	28	1" BSPT
MM052228N	22	1" NPT
MM052828N	28	1" NPT
Tech Sheet 20629		

BSPP Female

1400	OD mm	Thread
MM501514N	15	1/2"
MM502216N	22	3/4"
Tech Sheet 20629		

FT PRO®

You might also need...
Polyurethane & Nylon Tube
...see pages **895-917**

FAST-TRACK RING MAIN SYSTEM

Water Trap Tee

The Fast-Track Water Trap Tee solves the on-going problem of moisture in a Ring Main system and provides the easy alternative to the need to install "Swan Necks".

The ingenious inside arrangement of the fitting allows air to flo , with minimum head loss, from the main to take-off point without allowing water to follow. The moisture is retained in the line to be drawn off at some suitable location.

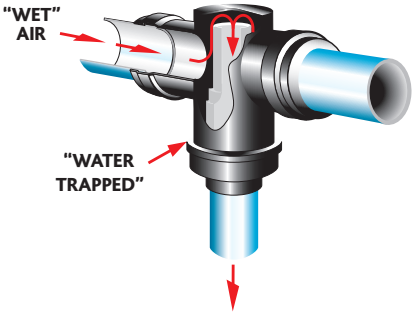

Water Trap Tee Installation:

It is of vital importance for the correct function of the Water Trap Tee that the air ring main within which the Tee is installed is near horizontal and that the outlet port faces vertically downwards. Markings to indicate correct orientation have been moulded onto the body to assist installation.

1400	OD mm
PMTT22E	22
Tech Sheet 20629	

Water Trap Tee Convertor

Converts a 28mm Tee to a Water Trap Tee

1400	Size mm
WTC28	28
Tech Sheet 20629	

Collet Covers

Collet Covers prevent accidental removal or tampering with piping. The pipe can be inserted with the Collet Cover already attached to the fitting or the cover can slide into position afterwards.

We recommend covers be fitted when pipework is hidden inside walls, ceilings etc.

Collet Covers can be removed to allow the pipe to be disconnected as and when required.

Black

1400	OD mm
PM1915E	15
PM1922E	22
Tech Sheet 20629	

Pipe Clips & Spacers

Clip

Spacer



Black

1400	Description	OD mm
PC15E	Clip	15
PC22E	Clip	22
PC28E	Clip	28
PCSE	Spacer	-
Tech Sheet 20629		

Pipe Cutters

Please Note: No spare blades available for this cutter.

The blade can be resharpened.

1400	Max Reach mm
JG-TSP	22
Tech Sheet 20629	

Aluminium Pipe Cutter

1400	OD mm
ALU-CUTTER15	15
ALU-CUTTER22	22
ALU-CUTTER28	28
Tech Sheet 20629	

End Stop

1400	OD mm
PM4612E	12
PM4615E	15
PM4622E	22
Tech Sheet 20629	

Porting Block

1/2" BSPP Female

1400	Outlets
JG-L-WSK	5 x 1/2" BSPP
Tech Sheet 20629	

Aluminium Wall Box

BSPP

1400	Inlet Size	Outlet Size	No. of Outlets
JGWALLBOX 1/2	1/2"	1/2"	3
JGWALLBOX 3/4	3/4"	1/2"	3
Tech Sheet 20629			

POLYETHYLENE COMPRESSION SYSTEM

Applications:
- Drinkable water systems
- Irrigation systems
- Fertilizing irrigation systems
- Wine, beer, beverages and other alimentary fluids
- Industrial equipment for acid bases and salts
- Swimming pools with fresh or sea water
- Ship Installations

Materials:
- Body and nut: polypropylene
- O-ring: nitrile
- Clenching ring: polyacetal resin
- Metal reinforcements: stainless steel

Maximum Working Temperature:
+80°C

Maximum Working Pressure:
16 bar, atmospheric at 20°C up to 63mm bore
10 bar, atmospheric at 20°C from 75mm bore

NOTE: Materials fully conform with the international specification relating to Hygiene and Sanitary Requirements for the Transport of Potable Water and Alimentary Fluids.

Straight Connector

Tube x Tube

0116	OD mm
PE-701.016	16
PE-701.020	20
PE-701.025	25
PE-701.032	32
PE-701.040	40
PE-701.050	50
PE-701.063	63
PE-701.075	75
PE-701.110	110

Reducing Coupling

Tube x Tube

0116	OD mm	OD mm
PE-702.020	20	16
PE-702.025	25	20
PE-702.031	32	20
PE-702.032	32	25
PE-702.040	40	32
PE-702.049	50	32
PE-702.063	63	50

End Plug

Tube

0116	OD mm
PE-705.020	20
PE-705.025	25
PE-705.032	32
PE-705.050	50
PE-705.063	63

Female Adaptor

BSPT

0116	OD mm	Thread
PE-703.016	16	1/2"
PE-703.020	20	1/2"
PE-703.022	20	3/4"
PE-703.024	25	1/2"
PE-703.025	25	3/4"
PE-703.027	25	1"
PE-703.031	32	3/4"
PE-703.032	32	1"
PE-703.039	40	1"
PE-703.040	40	1.1/4"
PE-703.050	50	1.1/2"
PE-703.063	63	2"
PE-703.075	75	2.1/2"
PE-703.090	90	3"
PE-703.110	110	4"

Male Adaptor

BSPT

0116	OD mm	Thread
PE-704.016	16	1/2"
PE-704.020	20	1/2"
PE-704.021	20	3/4"
PE-704.024	25	1/2"
PE-704.025	25	3/4"
PE-704.026	25	1"
PE-704.031	32	3/4"
PE-704.032	32	1"
PE-704.033	32	1.1/4"
PE-704.039	40	1"
PE-704.040	40	1.1/4"
PE-704.041	40	1.1/2"
PE-704.049	50	1.1/4"
PE-704.050	50	1.1/2"
PE-704.051	50	2"
PE-704.063	63	2"
PE-704.074	75	2"
PE-704.075	75	2.1/2"
PE-704.090	90	3"

90º Equal Elbows

Tube x Tube

0116	OD mm
PE-706.016	16
PE-706.020	20
PE-706.025	25
PE-706.032	32
PE-706.040	40
PE-706.050	50
PE-706.063	63
PE-706.090	90

Male, BSPT

0116	OD mm	Thread
PE-707.020	20	1/2"
PE-707.024	25	1/2"
PE-707.025	25	3/4"
PE-707.031	32	3/4"
PE-707.032	32	1"
PE-707.050	50	1.1/2"
PE-707.063	63	2"

Female, BSPT

0116	OD mm	Thread
PE-708.020	20	1/2"
PE-708.024	25	1/2"
PE-708.025	25	3/4"
PE-708.031	32	3/4"
PE-708.032	32	1"
PE-708.050	50	1.1/2"
PE-708.063	63	2"

POLYETHYLENE COMPRESSION SYSTEM

90º Equal Tee

Tube x Tube

0116	OD mm
PE-709.020	20
PE-709.025	25
PE-709.032	32
PE-709.040	40
PE-709.050	50
PE-709.063	63
PE-709.075	75

Male, BSPT

0116	OD mm	Thread
PE-711.020	20	1/2"
PE-711.025	25	3/4"
PE-711.032	32	1"
PE-711.050	50	1.1/2"
PE-711.063	63	2"

Female, BSPP

0116	OD mm	Thread
PE-710.020	20	1/2"
PE-710.024	25	1/2"
PE-710.025	25	3/4"
PE-710.031	32	3/4"
PE-710.032	32	1"
PE-710.040	40	1.1/4"
PE-710.050	50	1.1/2"
PE-710.090	90	3"

Wall Support Bracket

BSPP

0116	OD mm	Thread
PE-712.020	20	1/2"
PE-712.025	25	3/4"

90º Reducing Tee

Branch

0116	OD mm	OD mm
PE-713.025	25	20
PE-713.032	32	25
PE-713.063	63	50

Compression Flange

Conforms to the following standards:
UNE EN-712, UNE EN-713, UNE EN-715, UNE EN-714, ISO 351, ISO 3503, ISO 3458, ISO 3459, DIN 8076, ISO 7, ISO 228, DIN 2999, DIN 259

Tube

0116	OD mm
PE-714.050	50
PE-714.063	63
PE-714.075	75
PE-714.090	90

Pipe Liner

0116	To Suit Hose OD mm
PE-780020	20
PE-780025	25
PE-780032	32

Repair Coupling

Tube x Tube

0116	OD mm
PE-725020	20
PE-725025	25
PE-725032	32
PE-725050	50
PE-725075	75

Spanner

0116	To Suit
PE-776001	20mm to 32mm
PE-776002	40mm to 63mm
PE-776003	20mm to 63mm
PE-776004	75mm to 110mm

MDPE Pipes

Blue

0116	OD mm	Length Metres
PE-MDPE20BLU	20	100
PE-MDPE25BLU	25	100
PE-MDPE32BLU	32	100
PE-MDPE63BLU	63	100

Black

0116	OD mm	Length Metres
PE-MDPE20BLK	20	100
PE-MDPE25BLK	25	100
PE-MDPE32BLK	32	100
PE-MDPE63BLK	63	100

POLYETHYLENE PIPE UNIVERSAL TRANSITION FITTINGS

Universal Fittings

This Universal STP Kit is compatible with any fitting, allowing the transition between pipes of any material with diameters from 15mm to 35mm (1/2" to 1" and polyethylene pipes between 16mm to 63mm.

Universal Fittings

0116	Inlet mm	Outlet
PE-715.020	15-22	To suit 25mm Body
PE-715.025	21-27	To suit 32mm Body
PE-715.032	27-35	To suit 40mm Body
	Tech Sheet 20360	

Rubber adaptor suitable for all STP fittings that allow the transition from copper (15-16 mm) to galvanised or UPVC (1/2").

For Copper Tubing

0116
PE-000.715

Couplings

Tube x Tube

0116	OD A mm	OD A	OD B mm
PE-716016	15-22	1/2"	16
PE-716020	15-22	1/2"	20
PE-716025	15-22	1/2"	25
PE-716032	15-22	1/2"	32
PE-716040	15-22	1/2"	40
PE-717020	21-27	3/4"	20
PE-717025	21-27	3/4"	25
PE-717032	21-27	3/4"	32
PE-717040	21-27	3/4"	40
PE-717050	21-27	3/4"	50
PE-718025	27-35	1"	25
PE-718032	27-35	1"	32
PE-718040	27-35	1"	40
PE-718050	27-35	1"	50
PE-718063	27-35	1"	63
PE-719032	35-50	1.1/2"	32
PE-719040	35-50	1.1/2"	40
PE-719050	35-50	1.1/2"	50
PE-719063	35-50	1.1/2"	63

Adaptors

Male, BSPT

0116	OD mm	OD	Thread
PE-721020	15-22	1/2"	1/2"
PE-721021	15-22	1/2"	3/4"
PE-721022	15-22	1/2"	1"
PE-721025	21-27	3/4"	3/4"
PE-721026	21-27	3/4"	1"
PE-721027	21-27	3/4"	1.1/4"
PE-721032	27-35	1"	1"
PE-721033	27-35	1"	1.1/4"
PE-721034	27-35	1"	1.1/2"
PE-721040	35-50	1.1/2"	1.1/4"
PE-721041	35-50	1.1/2"	1.1/2"
PE-721042	35-50	1.1/2"	2"

Female, BSPP

0116	OD mm	OD	Thread
PE-720020	15-22	1/2"	1/2"
PE-720021	15-22	1/2"	3/4"
PE-720022	15-22	1/2"	1"
PE-720026	21-27	3/4"	1"
PE-720032	27-35	1"	1"
PE-720033	27-35	1"	1.1/4"
PE-720041	35-50	1.1/2"	1.1/2"

End Caps

Tube

0116	OD mm	OD
PE-722020	15-22	1/2"
PE-722025	21-27	3/4"
PE-722032	27-35	1"
PE-722040	35-50	1.1/2"

Elbows

Tube x Tube

0116	OD A mm	OD A	OD B mm
PE-723020	15-22	1/2"	20
PE-723021	15-22	1/2"	25
PE-723025	21-27	3/4"	25
PE-723026	21-27	3/4"	32
PE-723033	27-35	1"	40

Male, BSPT

0116	OD mm	OD	Thread
PE-723121	15-22	1/2"	3/4"
PE-723132	27-35	1"	1"

Female, BSPP

0116	OD mm	OD	Thread
PE-723221	15-22	1/2"	3/4"
PE-723226	21-27	3/4"	1"
PE-723232	27-35	1"	1"
PE-723233	27-35	1"	1.1/4"

POLYETHYLENE PIPE UNIVERSAL TRANSITION FITTINGS & VALVES

Tees

Tube x Tube, Universal x PP x PP

0116	OD A mm	OD A	OD B mm	OD C mm
PE-724001	15-22	1/2"	25	25
PE-724003	15-22	1/2"	25	20
PE-724005	21-27	3/4"	32	32
PE-724007	21-27	3/4"	32	25
PE-724011	27-35	21"	40	40
PE-724013	27-35	1"	40	32

Tube x Tube, Universal x PP x Universal

0116	OD A mm	OD A	OD B mm
PE-724002	15-22	1/2"	25
PE-724004	15-22	1/2"	20
PE-724010	15-22	1/2"	32
PE-724008	21-27	3/4"	25
PE-724006	21-27	3/4"	32
PE-724016	21-27	3/4"	40
PE-724014	27-35	1"	32
PE-724012	27-35	1"	40

Female x BSPP

0116	OD A mm	OD A	OD B mm	Thread
PE-724120	15-22	1/2"	25	1/2"
PE-724121	15-22	1/2"	25	3/4"
PE-724125	21-27	3/4"	32	3/4"
PE-724126	21-27	3/4"	32	1"
PE-724132	27-35	1"	40	1"
PE-724133	27-35	1"	40	1.1/4"

Male x BSPT

0116	OD A mm	OD A	OD B mm	Thread
PE-724221	15-22	1/2"	25	3/4"
PE-724226	21-27	3/4"	32	1"
PE-724233	27-35	1"	40	1.1/4"

Compression Valves

Tube x Tube

0116	OD mm
PE-141020C	20
PE-141025C	25
PE-141032C	32
PE-141040C	40
PE-141050C	50
PE-141063C	63

Tube x BSPT Male

0116	OD mm	Thread
PE-142020C	20	1/2"
PE-142025C	25	3/4"
PE-142032C	32	1"
PE-142040C	40	1.1/4"
PE-142050C	50	1.1/2"
PE-142063C	63	2"

Tube x BSPP Female

0116	OD mm	Thread
PE-140020CX	20	1/2"
PE-140025CX	25	3/4"
PE-140032CX	32	1"
PE-140040CX	40	1.1/4"
PE-140050CX	50	1.1/2"
PE-140063CX	63	2"

Universal Compression Valves

Tube x Tube, Universal x PP

0116	OD mm	OD mm
PE-141024CU	15-22	25
PE-141031CU	15-22	32
PE-141040CU	27-35	40

Universal x Universal

0116	OD mm	OD mm
PE-140025U	15-22	15-22
PE-140031U	21-27	15-22
PE-140040U	27-35	27-35

Tube x BSPP Female

0116	OD mm	Thread
PE-141030UM	15-22	1"
PE-141031UM	21-27	3/4"
PE-141032UM	21-27	1"
PE-141041UM	27-35	1.1/2"

Tube x BSPT Male

0116	OD mm	Thread
PE-142024UM	15-22	1/2"
PE-142025UM	15-22	3/4"
PE-142030UM	15-22	1"
PE-142031UM	21-27	3/4"
PE-142032UM	21-27	1"
PE-142040UM	27-35	1.1/4"
PE-142041UM	27-35	1.1/2"

ABS IMPERIAL PIPE SYSTEM

Working Temperature:
-40°C to 70°C

Maximum Working Pressure:
15 bar
(8" with reduced safety factor)

For Air Ring Mains use ABS. UPVC is not suitable for use with compressed air.

UPVC = Unplasticized Poly Vinyl Chloride
ABS = Acrylonitrile-Butadiene-Styrene Copolymers

Sockets & Reducing Bushes

Equal Socket

1050	Nominal Bore ID
SO13-12-ABS	1/2"
SO13-34-ABS	3/4"
SO13-1-ABS	1"
SO13-114-ABS	1.1/4"
SO13-112-ABS	1.1/2"
SO13-2-ABS	2"
SO13-212-ABS	2.1/2"
SO13-3-ABS	3"
SO13-4-ABS	4"
Tech Sheet 10255	

Plain x Threaded Male, BSPT

1050	Nominal Bore ID	Nominal Bore ID
RS13-3412-ABS	3/4"	1/2"
RS13-134-ABS	1"	3/4"
RS13-1141-ABS	1.1/4"	1"
RS13-112114-ABS	1.1/2"	1.1/4"
RS13-2112-ABS	2"	1.1/2"
RS13-3212-ABS	3"	2.1/2"
RS13-43-ABS	4"	3"
Tech Sheet 10255		

Reducing Bush

1050	Nominal Bore ID	Nominal Bore ID
RB93-3412-ABS	3/4"	1/2"
RB93-112-ABS	1"	1/2"
RB93-134-ABS	1"	3/4"
RB93-11412-ABS	1.1/4"	1/2"
RB93-11434-ABS	1.1/4"	3/4"
RB93-1141-ABS	1.1/4"	1"
RB93-11234-ABS	1.1/2"	3/4"
RB93-1121-ABS	1.1/2"	1"
RB93-112114-ABS	1.1/2"	1.1/4"
RB93-21-ABS	2"	1"
RB93-2114-ABS	2"	1.1/4"
RB93-2112-ABS	2"	1.1/2"
RB93-2122-ABS	2.1/2"	2"
RB93-3112-ABS	3"	1.1/2"
RB93-32-ABS	3"	2"
RB93-3212-ABS	3"	2.1/2"
RB93-42-ABS	4"	2"
RB93-4212-ABS	4"	2.1/2"
RB93-43-ABS	4"	3"
RB93-54-ABS	5"	4"
Tech Sheet 10255		

Elbows & Bends

Equal 90° Elbow

1050	Nominal Bore ID
EL53-12-ABS	1/2"
EL53-34-ABS	3/4"
EL53-1-ABS	1"
EL53-114-ABS	1.1/4"
EL53-112-ABS	1.1/2"
EL53-2-ABS	2"
EL53-212-ABS	2.1/2"
EL53-3-ABS	3"
EL53-4-ABS	4"
EL53-5-ABS	5"
EL53-6-ABS	6"
Tech Sheet 10255	

Equal 90° Bend, Short Radius

1050	Nominal Bore ID
BE33-12-ABS	1/2"
BE33-34-ABS	3/4"
BE33-1-ABS	1"
BE33-114-ABS	1.1/4"
BE33-112-ABS	1.1/2"
BE33-2-ABS	2"
BE33-212-ABS	2.1/2"
BE33-3-ABS	3"
BE33-4-ABS	4"
Tech Sheet 10255	

Equal 45° Elbow

1050	Nominal Bore ID
EY53-12-ABS	1/2"
EY53-34-ABS	3/4"
EY53-1-ABS	1"
EY53-114-ABS	1.1/4"
EY53-112-ABS	1.1/2"
EY53-2-ABS	2"
EY53-212-ABS	2.1/2"
EY53-3-ABS	3"
EY53-4-ABS	4"
EY53-6-ABS	6"
Tech Sheet 10255	

Equal Barrel Nipples

Male, BSPT

1050	Thread
BN11-12-ABS	1/2"
BN11-34-ABS	3/4"
BN11-1-ABS	1"
BN11-114-ABS	1.1/4"
BN11-112-ABS	1.1/2"
BN11-2-ABS	2"
BN11-212-ABS	2.1/2"
BN11-3-ABS	3"
BN11-4-ABS	4"
Tech Sheet 10255	

Stem Nipple, BSPT

1050	Thread	Nominal Bore ID	Length mm
BN12-12-ABS	1/2"	1/2"	50
BN12-34-ABS	3/4"	3/4"	56
BN12-1-ABS	1"	1"	63
BN12-114-ABS	1.1/4"	1.1/4"	75
BN12-112-ABS	1.1/2"	1.1/2"	88
BN12-2-ABS	2"	2"	88
BN12-212-ABS	2.1/2"	2.1/2"	106
BN12-3-ABS	3"	3"	128
BN12-4-ABS	4"	4"	153
Tech Sheet 10255			

Tees

45° Tee

1050	Nominal Bore ID
TY43-12-ABS	1/2"
TY43-34-ABS	3/4"
TY43-1-ABS	1"
TY43-114-ABS	1.1/4"
TY43-2-ABS	2"
Tech Sheet 10255	

Equal Tee

1050	Nominal Bore ID
TE43-12-ABS	1/2"
TE43-34-ABS	3/4"
TE43-1-ABS	1"
TE43-112-ABS	1.1/2"
TE43-114-ABS	1.1/4"
TE43-2-ABS	2"
TE43-212-ABS	2.1/2"
TE43-3-ABS	3"
TE43-4-ABS	4"
TE43-5-ABS	5"
TE43-6-ABS	6"
Tech Sheet 10255	

ABS IMPERIAL PIPE SYSTEM

Working Temperature: 0°C to 60°C

Maximum Working Pressure: 15 bar (8" with reduced safety factor)

For Air Ring Mains use ABS. UPVC is not suitable for use with compressed air.

UPVC = Unplasticized Poly Vinyl Chloride
ABS = Acrylonitrile-Butadiene-Styrene Copolymers

Crosses

Equal Cross

1050	Nominal Bore ID
CR33-12-ABS	1/2"
CR33-34-ABS	3/4"
CR33-1-ABS	1"
CR33-2-ABS	2"

Tech Sheet 10255

Caps

Plain

1050	Nominal Bore ID
CA73-12-ABS	1/2"
CA73-34-ABS	3/4"
CA73-1-ABS	1"
CA73-114-ABS	1.1/4"
CA73-112-ABS	1.1/2"
CA73-2-ABS	2"
CA73-212-ABS	2.1/2"
CA73-3-ABS	3"
CA73-4-ABS	4"

Tech Sheet 10255

Unions

Equal Union

1050	Nominal Bore ID
UN83-12-ABS	1/2"
UN83-34-ABS	3/4"
UN83-1-ABS	1"
UN83-114-ABS	1.1/4"
UN83-112-ABS	1.1/2"
UN83-2-ABS	2"
UN83-212-ABS	2.1/2"
UN83-3-ABS	3"
UN83-4-ABS	4"

Tech Sheet 10255

Tank Connectors

Plain x Female, BSPP

1050	Nominal Bore ID	Thread
TC93-12-ABS	1/2"	1/2"
TC93-34-ABS	3/4"	3/4"
TC93-1-ABS	1"	1"
TC93-114-ABS	1.1/4"	1.1/4"
TC93-112-ABS	1.1/2"	1.1/2"
TC93-2-ABS	2"	2"
TC93-212-ABS	2.1/2"	2.1/2"
TC93-3-ABS	3"	3"
TC93-4-ABS	4"	4"

Tech Sheet 10255

Threaded Sockets & Adaptors

Plain x Threaded Female Socket, BSPP

1050	Nominal Bore ID	Thread
PTS-12-ABS	1/2"	1/2"
PTS-1-ABS	1"	1"
PTS-112-ABS	1.1/2"	1.1/2"
PTS-2-ABS	2"	2"
PTS-212-ABS	2.1/2"	2.1/2"
PTS-3-ABS	3"	3"
PTS-4-ABS	4"	4"

Plain x Threaded Male Adaptor, BSPP

1050	Nominal Bore ID	Spigot	BSPP Male
MFA1-34-ABS	3/4"	1"	3/4"
MFA1-1-ABS	1"	1.1/4"	1"
MFA1-112-ABS	1.1/2"	2"	1.1/2"
MFA1-2-ABS	2"	2.1/2"	2"

Plain x Threaded Female Adaptor, BSPP

1050	Nominal Bore ID	Thread
MFA2-12-ABS	1/2"	1/2"
MFA2-34-ABS	3/4"	3/4"
MFA2-1-ABS	1"	1"
MFA2-2-ABS	2"	2"
MFA2-3-ABS	3"	3"

Hose Connections

Male, BSPP x Hose Tail

1050	Thread	Hose ID mm
MHA-34-ABS	3/4"	25

Female, BSPP x Hose Tail

1050	Thread	Hose ID mm
FHA-1-ABS	1"	20

Reducing Bushes



Plain x Threaded Female, BSPP

1050	Nominal Bore ID	Female BSPP
FRB-12-ABS	1/2"	3/8"
FRB-34-ABS	3/4"	1/2"

Unions

Plain x Brass Composite Male Threaded Union, BSPP

1050	Nominal Bore ID	Thread
MBU-1-ABS	1"	1"
MBU-112-ABS	1.1/2"	1.1/2"

Plain x Brass Composite Female Threaded Union, BSPP

1050	Nominal Bore ID	Thread
FBU-12-ABS	1/2"	1/2"
FBU-34-ABS	3/4"	3/4"
FBU-1-ABS	1"	1"
FBU-114-ABS	1.1/4"	1.1/4"
FBU-112-ABS	1.1/2"	1.1/2"
FBU-2-ABS	2"	2"

ABS IMPERIAL PIPE SYSTEM

Working Temperature:
0°C to 60°C

Maximum Working Pressure:
15 bar
(8" with reduced safety factor)

For Air Ring Mains use ABS. UPVC is not suitable for use with compressed air.

UPVC = Unplasticized Poly Vinyl Chloride
ABS = Acrylonitrile-Butadiene-Styrene Copolymers

Flanges

Stub Flange, Serrated Face

1050	Nominal Bore
ST23-34-ABS	3/4"
ST23-1-ABS	1"
ST23-112-ABS	1.1/2"
ST23-2-ABS	2"
ST23-212-ABS	2.1/2"
ST23-3-ABS	3"
ST23-4-ABS	4"
ST23-5-ABS	5"
ST23-6-ABS	6"
Tech Sheet 10255	

Full Face Table E

1050	Nominal Bore
FF30-12-ABS	1/2"
FF30-34-ABS	3/4"
FF30-1-ABS	1"
FF30-114-ABS	1.1/4"
FF30-112-ABS	1.1/2"
FF30-2-ABS	2"
FF30-3-ABS	3"
FF30-4-ABS	4"
Tech Sheet 10255	

ABS Plain Full Face Flange NP10/16

1050	Tube NB
FF31-2-ABS	2"

BS4504, PN16 Flange Gasket

1050	Size
SF16-12	1/2"
SF16-34	3/4"
SF16-1	1"
SF16-114	1.1/4"
SF16-112	1.1/2"
SF16-2	2"
SF16-3	3"
SF16-4	4"
SF16-6	6"
Tech Sheet 10255	

BS10, Table E Flange Gasket

1050	Size
SF10-12	1/2"
SF10-34	3/4"
SF10-1	1"
SF10-114	1.1/4"
SF10-112	1.1/2"
SF10-2	2"
SF10-212	2.1/2"
SF10-3	3"
SF10-4	4"
SF10-6	6"
Tech Sheet 10255	

ABS Blank Flange NP10/16

1050	Tube NB
BF10-212-ABS	2.1/2"

PN16 Galvanised Backing Ring

1050	Size
GB16-12	1/2"
GB16-34	3/4"
GB16-1	1"
GB16-114	1.1/4"
GB16-112	1.1/2"
GB16-2	2"
GB16-212	2.1/2"
GB16-3	3"
GB16-4	4"
GB16-5	5"
GB16-6	6"
Tech Sheet 10255	

Stub Flange Gasket, EPDM

1050	Size
SG50-1-ABS	1"
SG50-114-ABS	1.1/4"
SG50-112-ABS	1.1/2"
SG50-2-ABS	2"
SG50-212-ABS	2.1/2"
SG50-3-ABS	3"
SG50-4-ABS	4"
SG50-5-ABS	5"
Tech Sheet 10255	

Tube O.D. - Size Conversion Table

Nominal Bore	Outside Diameter
3/8"	17.1mm
1/2"	21.3mm
3/4"	26.7mm
1"	33.4mm
1.1/4"	42.2mm
1.1/2"	48.3mm
2"	60.3mm
2.1/2"	75mm
3"	88.9mm
4"	114.3mm
5"	140mm
6"	168.3mm
8"	219.1mm

ABS IMPERIAL PIPE SYSTEM

Working Temperature:
0°C to 60°C

Maximum Working Pressure:
15 bar
(8" with reduced safety factor)

For Air Ring Mains use ABS. UPVC is not suitable for use with compressed air.

UPVC = Unplasticized Poly Vinyl Chloride
ABS = Acrylonitrile-Butadiene-Styrene Copolymers

Valves

Industrial Double Union Ball Valve, EPDM Seals

0118	Nominal Bore ID
BVI13-12-ABS	1/2"
BVI13-34-ABS	3/4"
BVI13-1-ABS	1"
BVI13-114-ABS	1.1/4"
BVI13-112-ABS	1.1/2"
BVI13-2-ABS	2"
BVI13-212-ABS	2.1/2"
BVI13-3-ABS	3"
BVI13-4-ABS	4"

Tech Sheet 10255

Standard Double Union Ball Valve, EPDM Seals

1050	Tube NB
BVDUS-12	1/2"
BVDUS-1	1"
BVDUS-112	1.1/2"
BVDUS-2	2"
BVDUS-212	2.1/2"

Industrial Check Valve, EPDM Seals

0118	Nominal Bore ID
CVD13-12-ABS	1/2"
CVD13-34-ABS	3/4"
CVD13-1-ABS	1"
CVD13-114-ABS	1.1/4"
CVD13-112-ABS	1.1/2"
CVD13-2-ABS	2"

Tech Sheet 10255

Solvent Cement

ABS

1050	Millilitres
ABS	500

Tech Sheet 875

Cleaning Fluid

500ml

1050	Millilitres
MEK-TIN	500

Tech Sheet 877

Flamco
Flow of Innovation

For **Pipe Clips & Fixing Systems**
...see pages **1549-1557**

ABS Tubing

Note: 6 metre length tube is available on a 3 to 5 working day delivery service. Specified delivery dates and times can not be guaranteed. Carriage is charged as an extra based on weight and delivery service required. Please speak to our sales department for further details. Delivery of 2.9 metre lengths may take up to 48 hours.

Class C, 9 bar, 2.9 Metre Lengths

0118	Nominal Bore
ABS/CTUBE-3-1	1"
ABS/CTUBE-3-114	1.1/4"
ABS/CTUBE-3-112	1.1/2"
ABS/CTUBE-3-2	2"
ABS/CTUBE-3-212	2.1/2"
ABS/CTUBE-3-3	3"
ABS/CTUBE-3-4	4"
ABS/CTUBE-3-6	6"
ABS/CTUBE-3-8	8"

Tech Sheet 10255

Class C, 9 bar, 5.8 Metre Lengths

0118	Nominal Bore
ABS/CTUBE-6-1	1"
ABS/CTUBE-6-114	1.1/4"
ABS/CTUBE-6-112	1.1/2"
ABS/CTUBE-6-2	2"
ABS/CTUBE-6-212	2.1/2"
ABS/CTUBE-6-3	3"
ABS/CTUBE-6-4	4"

Tech Sheet 10255

Class E, 15 bar, 2.9 Metre Lengths

0118	Nominal Bore
ABS/ETUBE-3-12	1/2"
ABS/ETUBE-3-34	3/4"
ABS/ETUBE-3-1	1"
ABS/ETUBE-3-114	1.1/4"
ABS/ETUBE-3-112	1.1/2"
ABS/ETUBE-3-2	2"
ABS/ETUBE-3-3	3"
ABS/ETUBE-3-4	4"

Tech Sheet 10255

Class E, 15 bar, 5.8 Metre Lengths

0118	Nominal Bore
ABS/ETUBE-6-12	1/2"
ABS/ETUBE-6-34	3/4"
ABS/ETUBE-6-1	1"
ABS/ETUBE-6-114	1.1/4"
ABS/ETUBE-6-112	1.1/2"
ABS/ETUBE-6-2	2"
ABS/ETUBE-6-3	3"

Tech Sheet 10255

UPVC METRIC PIPE SYSTEM

UPVC (Unplasticised Polyvinyl Chloride) is a **low maintenance material** selected for use across various industries due to its **high tensile strength** and durability. The outstanding feature of this product is its **excellent chemical resistance** which makes it suitable for a wide range of acids, alkalis and chemicals.

Working Temperature:
All pressures quoted are based on a working temperature of 20°C
PVC-U Systems should never be used for temperatures in excess of 60°C

Maximum Working Pressure:
16 bar Plain Fittings
12 bar Threaded Fittings
(Sizes 200mm/225mm with reduced safety factor)

20°C	30°C	40°C	50°C	60°C
16.0 bar	12.8 bar	9.2 bar	6.2 bar	3.5 bar

Sockets & Reducing Bushes

Equal Socket

1050	ID mm
SO-16-UPVC	16
SO-20-UPVC	20
SO-25-UPVC	25
SO-32-UPVC	32
SO-40-UPVC	40
SO-50-UPVC	50
SO-63-UPVC	63
SO-75-UPVC	75
SO-90-UPVC	90
SO-110-UPVC	110
SO-125-UPVC	125
SO-160-UPVC	160
SO-200-UPVC	200
SO-225-UPVC	225
Tech Sheet 10256	

Plain x Threaded Socket, BSPP

1050	ID mm	Thread
TSO-16-38-UPVC	16	3/8"
TSO-20-12-UPVC	20	1/2"
TSO-25-34-UPVC	25	3/4"
TSO-32-1-UPVC	32	1"
TSO-40-114-UPVC	40	1.1/4"
TSO-50-112-UPVC	50	1.1/2"
TSO-63-2-UPVC	63	2"
TSO-75-212-UPVC	75	2.1/2"
TSO-90-3-UPVC	90	3"
TSO-110-4-UPVC	110	4"
TSO-125-5-UPVC	125	5"
Tech Sheet 10256		

Reducing Socket

1050	ID mm	ID mm
RSO-2016-UPVC	20	16
RSO-2516-UPVC	25	16
RSO-2520-UPVC	25	20
RSO-3220-UPVC	32	20
RSO-3225-UPVC	32	25
RSO-4020-UPVC	40	20
RSO-4025-UPVC	40	25
RSO-4032-UPVC	40	32
RSO-5025-UPVC	50	25
RSO-5032-UPVC	50	32
RSO-5040-UPVC	50	40
RSO-6340-UPVC	63	40
RSO-6350-UPVC	63	50
RSO-7540-UPVC	75	40
RSO-7550-UPVC	75	50
RSO-7563-UPVC	75	63
RSO-9040-UPVC	90	40
RSO-9050-UPVC	90	50
RSO-9063-UPVC	90	63
RSO-9075-UPVC	90	75
RSO-11050-UPVC	110	50
RSO-11063-UPVC	110	63
RSO-11075-UPVC	110	75
RSO-11090-UPVC	110	90
RSO-12590-UPVC	125	90
RSO-125110-UPVC	125	110
RSO-14090-UPVC	140	90
RSO-140110-UPVC	140	110
RSO-140125-UPVC	140	125
RSO-160110-UPVC	160	110
RSO-160140-UPVC	160	140
Tech Sheet 10256		

Reducing Bush

1050	OD mm	ID mm
RB-2016-UPVC	20	16
RB-2516-UPVC	25	16
RB-2520-UPVC	25	20
RB-3216-UPVC	32	16
RB-3220-UPVC	32	20
RB-3225-UPVC	32	25
RB-4020-UPVC	40	20
RB-4025-UPVC	40	25
RB-4032-UPVC	40	32
RB-5025-UPVC	50	25
RB-5032-UPVC	50	32
RB-5040-UPVC	50	40
RB-6325-UPVC	63	25
RB-6332-UPVC	63	32
RB-6340-UPVC	63	40
RB-6350-UPVC	63	50
RB-7532-UPVC	75	32
RB-7540-UPVC	75	40
RB-7550-UPVC	75	50
RB-7563-UPVC	75	63
RB-9050-UPVC	90	50
RB-9063-UPVC	90	63
RB-9075-UPVC	90	75
RB-11063-UPVC	110	63
RB-11075-UPVC	110	75
RB-11090-UPVC	110	90
RB-12575-UPVC	125	75
RB-12590-UPVC	125	90
RB-125110-UPVC	125	110
RB-14090-UPVC	140	90
RB-140110-UPVC	140	110
RB-140125-UPVC	140	125
RB-160110-UPVC	160	110
RB-160125-UPVC	160	125
RB-160140-UPVC	160	140
RB-180125-UPVC	180	125
RB-180140-UPVC	180	140
RB-180160-UPVC	180	160
RB-200160-UPVC	200	160
RB-200180-UPVC	200	180
RB-225160-UPVC	225	160
RB-225200-UPVC	225	200
Tech Sheet 10256		

UPVC METRIC PIPE SYSTEM

Working Temperature:
All pressures quoted are based on a working temperature of 20°C

PVC-U Systems should never be used for temperatures in excess of 60°C

Maximum Working Pressure:
16 bar Plain Fittings
12 bar Threaded Fittings
(Sizes 200mm/225mm with reduced safety factor)

20°C	30°C	40°C	50°C	60°C
16.0 bar	12.8 bar	9.2 bar	6.2 bar	3.5 bar

Elbows & Bends

Equal 90° Elbow

1050	ID mm
EE-90-16-UPVC	16
EE-90-20-UPVC	20
EE-90-25-UPVC	25
EE-90-32-UPVC	32
EE-90-40-UPVC	40
EE-90-50-UPVC	50
EE-90-63-UPVC	63
EE-90-75-UPVC	75
EE-90-90-UPVC	90
EE-90-110-UPVC	110
EE-90-125-UPVC	125
EE-90-140-UPVC	140
EE-90-160-UPVC	160
EE-90-200-UPVC	200
EE-90-225-UPVC	225
Tech Sheet 10256	

Equal 45° Elbow

1050	ID mm
EE-45-16-UPVC	16
EE-45-25-UPVC	25
EE-45-32-UPVC	32
EE-45-40-UPVC	40
EE-45-50-UPVC	50
EE-45-63-UPVC	63
EE-45-75-UPVC	75
EE-45-90-UPVC	90
EE-45-110-UPVC	110
EE-45-125-UPVC	125
EE-45-140-UPVC	140
EE-45-200-UPVC	200
EE-45-225-UPVC	225
Tech Sheet 10256	

Equal 90° Bend, Short Radius

1050	ID mm
EB-90-20-UPVC	20
EB-90-25-UPVC	25
EB-90-32-UPVC	32
EB-90-40-UPVC	40
EB-90-50-UPVC	50
EB-90-63-UPVC	63
EB-90-75-UPVC	75
EB-90-110-UPVC	110
Tech Sheet 10256	

Equal 45° Bend, Short Radius

1050	ID mm
EB-45-32-UPVC	32
EB-45-40-UPVC	40
EB-45-63-UPVC	63
EB-45-75-UPVC	75
EB-45-90-UPVC	90
Tech Sheet 10256	

Plain x Threaded 90º Elbow, BSPP

1050	ID mm	Thread
TE-90-16-UPVC	16	3/8"
TE-90-20-UPVC	20	1/2"
TE-90-25-UPVC	25	3/4"
TE-90-32-UPVC	32	1"
TE-90-40-UPVC	40	1.1/4"
TE-90-50-UPVC	50	1.1/2"
TE-90-63-UPVC	63	2"
TE-90-75-UPVC	75	2.1/2"
Tech Sheet 10256		

Plain x Threaded 45º Elbow, BSPP

1050	ID mm	Thread
TE-45-16-UPVC	16	3/8"
TE-45-20-UPVC	20	1/2"
TE-45-25-UPVC	25	3/4"
TE-45-32-UPVC	32	1"
TE-45-40-UPVC	40	1.1/4"
TE-45-50-UPVC	50	1.1/2"
TE-45-63-UPVC	63	2"
TE-45-75-UPVC	75	2.1/2"
TE-45-110-UPVC	110	4"
Tech Sheet 10256		

UPVC METRIC PIPE SYSTEM

Working Temperature:
All pressures quoted are based on a working temperature of 20°C
PVC-U Systems should never be used for temperatures in excess of 60°C

Maximum Working Pressure:
16 bar Plain Fittings
12 bar Threaded Fittings
(Sizes 200mm/225mm with reduced safety factor)

20°C	30°C	40°C	50°C	60°C
16.0 bar	12.8 bar	9.2 bar	6.2 bar	3.5 bar

Tees

Equal Tee

1050	ID mm
T-16-UPVC	16
T-20-UPVC	20
T-25-UPVC	25
T-32-UPVC	32
T-40-UPVC	40
T-50-UPVC	50
T-63-UPVC	63
T-75-UPVC	75
T-90-UPVC	90
T-110-UPVC	110
T-125-UPVC	125
T-140-UPVC	140
T-160-UPVC	160
T-200-UPVC	200
T-225-UPVC	225
Tech Sheet 10256	

Equal 45° Tee

1050	ID mm
TY-16-UPVC	16
TY-20-UPVC	20
TY-25-UPVC	25
TY-32-UPVC	32
TY-40-UPVC	40
TY-50-UPVC	50
TY-63-UPVC	63
Tech Sheet 10256	

Reducing Branch Tee

1050	ID mm	ID mm
TR-2016-UPVC	20	16
TR-2516-UPVC	25	16
TR-2520-UPVC	25	20
TR-3216-UPVC	32	16
TR-3220-UPVC	32	20
TR-3225-UPVC	32	25
TR-4016-UPVC	40	16
TR-4025-UPVC	40	25
TR-5020-UPVC	50	20
TR-5025-UPVC	50	25
TR-5032-UPVC	50	32
TR-5040-UPVC	50	40
TR-6325-UPVC	63	25
TR-6332-UPVC	63	32
TR-6340-UPVC	63	40
TR-6350-UPVC	63	50
TR-7532-UPVC	75	32
TR-7540-UPVC	75	40
TR-7550-UPVC	75	50
TR-7563-UPVC	75	63
TR-9040-UPVC	90	40
TR-9050-UPVC	90	50
TR-9063-UPVC	90	63
TR-9075-UPVC	90	75
TR-11050-UPVC	110	50
TR-11075-UPVC	110	75
TR-11090-UPVC	110	90
TR-12563-UPVC	125	63
TR-12575-UPVC	125	75
TR-12590-UPVC	125	90
TR-125110-UPVC	125	110
TR-14075-UPVC	140	75
TR-14090-UPVC	140	90
TR-140110-UPVC	140	110
TR-140125-UPVC	140	125
TR-16090-UPVC	160	90
TR-160110-UPVC	160	110
TR-160125-UPVC	160	125
TR-160140-UPVC	160	140
Tech Sheet 10256		

Crosses

Equal Cross

1050	ID mm
X-16-UPVC	16
X-20-UPVC	20
X-25-UPVC	25
X-32-UPVC	32
X-40-UPVC	40
X-50-UPVC	50
X-75-UPVC	75
X-90-UPVC	90
X-110-UPVC	110
Tech Sheet 10256	

Caps

Plain

1050	ID mm
BC-16-UPVC	16
BC-20-UPVC	20
BC-25-UPVC	25
BC-32-UPVC	32
BC-40-UPVC	40
BC-50-UPVC	50
BC-63-UPVC	63
BC-75-UPVC	75
BC-90-UPVC	90
BC-110-UPVC	110
BC-125-UPVC	125
BC-140-UPVC	140
BC-160-UPVC	160
BC-200-UPVC	200
BC-225-UPVC	225
Tech Sheet 10256	

UPVC METRIC PIPE SYSTEM

Working Temperature:
All Pressures quoted are based on a working temperature of 20°C
PVC-U Systems should never be used for temperatures in excess of 60°C

Maximum Working Pressure:
16 bar Plain Fittings
12 bar Threaded Fittings
(excluding 75mm-110mm Unions, which are 10 bar rated)

20°C	30°C	40°C	50°C	60°C
16.0 bar	12.8 bar	9.2 bar	6.2 bar	3.5 bar

Unions

Equal Union

1050	ID mm
U-16-UPVC	16
U-20-UPVC	20
U-25-UPVC	25
U-32-UPVC	32
U-40-UPVC	40
U-50-UPVC	50
U-63-UPVC	63
U-75-UPVC	75
U-90-UPVC	90
U-110-UPVC	110
Tech Sheet 10256	

Plain x Threaded Union, BSPP

1050	ID mm	Thread
UT-16-UPVC	16	3/8"
UT-20-UPVC	20	1/2"
UT-25-UPVC	25	3/4"
UT-32-UPVC	32	1"
UT-40-UPVC	40	1.1/4"
UT-50-UPVC	50	1.1/2"
UT-63-UPVC	63	2"
UT-75-UPVC	75	2.1/2"
UT-90-UPVC	90	3"
UT-110-UPVC	110	4"
Tech Sheet 10256		

Threaded Adaptors

Plain x Male Threaded Adaptor, BSPP

1050	ID mm	OD mm	Thread
MTA-12-38-UPVC	12	16	3/8"
MTA-16-12-UPVC	16	20	1/2"
MTA-16-38-UPVC	16	20	3/8"
MTA-20-12-UPVC	20	25	1/2"
MTA-20-34-UPVC	20	25	3/4"
MTA-20-38-UPVC	20	25	3/8"
MTA-25-1-UPVC	25	32	1"
MTA-25-12-UPVC	25	32	1/2"
MTA-25-34-UPVC	25	32	3/4"
MTA-32-1-UPVC	32	40	1"
MTA-32-114-UPVC	32	40	1.1/4"
MTA-32-34UPVC	32	40	3/4"
MTA-40-1-UPVC	40	50	1"
MTA-40-112-UPVC	40	50	1.1/2"
MTA-40-114-UPVC	40	50	1.1/4"
MTA-50-112-UPVC	50	63	1.1/2"
MTA-50-114-UPVC	50	63	1.1/4"
MTA-50-2-UPVC	50	63	2"
MTA-63-112-UPVC	63	75	1.1/2"
MTA-63-2-UPVC	63	75	2"
MTA-63-212-UPVC	63	75	2.1/2"
MTA-75-2-UPVC	75	90	2"
MTA-75-212-UPVC	75	90	2.1/2"
MTA-75-3-UPVC	75	90	3"
MTA-90-212-UPVC	90	110	2.1/2"
MTA-90-3-UPVC	90	110	3"
MTA-90-4-UPVC	90	110	4"
MTA-110-3-UPVC	110	125	3"
MTA-110-4-UPVC	110	125	4"
MTA-110-5-UPVC	110	125	5"
Tech Sheet 10256			

Plain x Female Threaded Adaptor, BSPP

1050	OD mm	Thread
FTA-16-38-UPVC	16	3/8"
FTA-16-12-UPVC	16	1/2"
FTA-20-12-UPVC	20	1/2"
FTA-20-34-UPVC	20	3/4"
FTA-25-1-UPVC	25	1"
FTA-25-12-UPVC	25	1/2"
FTA-25-34-UPVC	25	3/4"
FTA-32-1-UPVC	32	1"
FTA-32-34-UPVC	32	3/4"
FTA-40-1-UPVC	40	1"
FTA-40-114-UPVC	40	1.1/4"
FTA-50-112-UPVC	50	1.1/2"
FTA-50-114-UPVC	50	1.1/4"
FTA-50-2-UPVC	50	2"
FTA-63-112-UPVC	63	1.1/2"
FTA-63-2-UPVC	63	2"
FTA-75-2-UPVC	75	2"
FTA-75-212-UPVC	75	2.1/2"
FTA-90-212-UPVC	90	2.1/2"
FTA-90-3-UPVC	90	3"
FTA-90-4-UPVC	90	4"
FTA-110-3-UPVC	110	3"
FTA-110-4-UPVC	110	4"
Tech Sheet 10256		

JAYMAC Industrial Hose & Accessories

Customers who bought from this page also purchased **Suction Hose**
see pages **1427-1431**

UPVC METRIC PIPE SYSTEM

Working Temperature:
All pressures quoted are based on a working temperature of 20°C
PVC-U Systems should never be used for temperatures in excess of 60°C

Maximum Working Pressure:
16 bar Plain fitting
12 bar Threaded fitting

Flanges

Stub Flange, Serrated Face

1050	ID mm
SF-20-UPVC	20
SF-25-UPVC	25
SF-32-UPVC	32
SF-40-UPVC	40
SF-50-UPVC	50
SF-63-UPVC	63
SF-75-UPVC	75
SF-90-UPVC	90
SF-110-UPVC	110
Tech Sheet 10256	

PN16 Full Face Flange

1050	ID mm	Flange Size
FPN16-20-UPVC	20	1/2"
FPN16-25-UPVC	25	3/4"
FPN16-32-UPVC	32	1"
FPN16-40-UPVC	40	1.1/4"
FPN16-50-UPVC	50	1.1/2"
FPN16-63-UPVC	63	2"
FPN16-75-UPVC	75	2.1/2"
FPN16-90-UPVC	90	3"
FPN16-110-UPVC	110	4"
Tech Sheet 10256		

ASA150 Full Face Flange

1050	ID mm	Flange Size
FASA150-25-UPVC	25	3/4"
FASA150-32-UPVC	32	1"
FASA150-40-UPVC	40	1.1/4"
FASA150-50-UPVC	50	1.1/2"
FASA150-63-UPVC	63	2"
FASA150-90-UPVC	90	3"
FASA150-110-UPVC	110	4"
Tech Sheet 10256		

PN16 Blanking Flange

1050	To Suit mm	Flange Size
BPN16-20-UPVC	20	1/2"
BPN16-25-UPVC	25	3/4"
BPN16-32-UPVC	32	1"
BPN16-40-UPVC	40	1.1/4"
BPN16-50-UPVC	50	1.1/2"
BPN16-63-UPVC	63	2"
BPN16-75-UPVC	75	2.1/2"
BPN16-110-UPVC	110	4"
Tech Sheet 10256		

ASA150 Blanking Flange

1050	To Suit mm	Flange Size
BASA150-32-UPVC	32	1"
BASA150-40-UPVC	40	1.1/4"
BASA150-50-UPVC	50	1.1/2"
BASA150-63-UPVC	63	2"
BASA150-75-UPVC	75	2.1/2"
BASA150-90-UPVC	90	3"
BASA150-110-UPVC	110	4"
Tech Sheet 10256		

PN16 Flange Gasket, EPDM

1050	To Suit mm
PNFG-20	20
PNFG-25	25
PNFG-32	32
PNFG-40	40
PNFG-50	50
PNFG-63	63
PNFG-75	75
PNFG-90	90
PNFG-110	110
Tech Sheet 10256	

ASA150 Flange Gasket, EPDM

1050	To Suit mm
ASAFG-20	20
ASAFG-25	25
ASAFG-32	32
ASAFG-50	50
ASAFG-63	63
ASAFG-75	75
ASAFG-90	90
Tech Sheet 10256	

PN16 Galvanised Backing Ring

1050	To Suit mm
GBR-25	25
GBR-32	32
GBR-40	40
GBR-50	50
GBR-63	63
GBR-75	75
GBR-90	90
GBR-110	110
Tech Sheet 10256	

PN16 UPVC Backing Ring

1050	To Suit mm
UPVCBR-20	20
UPVCBR-25	25
UPVCBR-32	32
UPVCBR-40	40
UPVCBR-50	50
UPVCBR-63	63
UPVCBR-110	110
Tech Sheet 10256	

Stub Flange Gasket, EPDM

1050	To Suit mm
SFG-20	20
SFG-32	32
SFG-40	40
SFG-50	50
SFG-63	63
SFG-75	75
SFG-90	90
SFG-110	110
Tech Sheet 10256	

UPVC METRIC PIPE SYSTEM

Industrial Valves

Working Temperature:
All pressures quoted are based on a working temperature of 20°C

PVC-U Systems should never be used for temperatures in excess of 60°C

Maximum Working Pressure:
16 bar Plain ends
12 bar Threaded ends up to 63mm.
10 bar 75mm-110mm

Double Union Ball Valve, EPDM Seals

1050	ID mm
DUBV-16-UPVC	16
DUBV-20-UPVC	20
DUBV-25-UPVC	25
DUBV-32-UPVC	32
DUBV-40-UPVC	40
DUBV-50-UPVC	50
DUBV-63-UPVC	63
DUBV-75-UPVC	75
DUBV-90-UPVC	90
DUBV-110-UPVC	110
Tech Sheet 10256	

Double Union Spring Check Valve, EPDM Seals

1050	ID mm
DUCV-20-UPVC	20
DUCV-25-UPVC	25
DUCV-32-UPVC	32
DUCV-40-UPVC	40
DUCV-50-UPVC	50
DUCV-63-UPVC	63
DUCV-75-UPVC	75
DUCV-90-UPVC	90
DUCV-110-UPVC	110
Tech Sheet 10256	

Double Union Foot Valve, EPDM Seals

1050	ID mm
DUFV-20-UPVC	20
DUFV-25-UPVC	25
DUFV-40-UPVC	40
DUFV-50-UPVC	50
DUFV-63-UPVC	63
DUFV-75-UPVC	75
DUFV-90-UPVC	90
DUFV-110-UPVC	110
Tech Sheet 10256	

UPVC Tubing

Working Temperature:
All pressures quoted are based on a working temperature of 20°C
PVC-U Systems should never be used for temperatures in excess of 60°C

Maximum Working Pressure:
16 bar

4 Metre lengths may take up to 3 working days to be delivered, dependant on weight and delivery address location. Additional carriage charges may apply. For full details please contact sales.

PN16, 6 Metre Lengths

0118	OD mm
UPVC/TUBE-6-16	16
UPVC/TUBE-6-20	20
UPVC/TUBE-6-25	25
UPVC/TUBE-6-32	32
UPVC/TUBE-6-40	40
UPVC/TUBE-6-50	50
UPVC/TUBE-6-63	63
UPVC/TUBE-6-75	75
UPVC/TUBE-6-90	90
UPVC/TUBE-6-110	110
UPVC/TUBE-6-140	140
UPVC/TUBE-6-160	160
UPVC/TUBE-6-225	225
Tech Sheet 10256	

PN16, 3 Metre Lengths

0118	OD mm
UPVC/TUBE-3-16	16
UPVC/TUBE-3-20	20
UPVC/TUBE-3-25	25
UPVC/TUBE-3-32	32
UPVC/TUBE-3-40	40
UPVC/TUBE-3-50	50
UPVC/TUBE-3-63	63
UPVC/TUBE-3-75	75
UPVC/TUBE-3-90	90
UPVC/TUBE-3-110	110
UPVC/TUBE-3-140	140
UPVC/TUBE-3-160	160
UPVC/TUBE-3-225	225
Tech Sheet 10256	

Clear UPVC Tubing

Please Note: Clear PVC pipe is not suitable for outdoor use without adequate UV protection.

4 Metre lengths may take up to 3 working days to be delivered, dependant on weight and delivery address location. Additional carriage charges may apply. For full details please contact sales.



With Blue Tint, 5 Metre Lengths

0118	OD mm	Wall Thickness mm
CUPVC/TUBE2015	20	1.5
CUPVC/TUBE2515	25	1.5
CUPVC/TUBE3218	32	1.8
CUPVC/TUBE3224	32	2.4
CUPVC/TUBE4020	40	2
CUPVC/TUBE4030	40	3
CUPVC/TUBE5018	50	1.8
CUPVC/TUBE6318	63	1.8
CUPVC/TUBE6330	63	3
CUPVC/TUBE6347	63	4.7
CUPVC/TUBE-7518	75	1.8
CUPVC/TUBE-7536	75	3.6
CUPVC/TUBE-9018	90	1.8
CUPVC/TUBE-11022	110	2.2
CUPVC/TUBE-11053	110	5.3
CUPVC/TUBE-12525	125	2.5
CUPVC/TUBE-14028	140	2.8
CUPVC/TUBE-16032	160	3.2
CUPVC/TUBE-16047	160	4.7
Tech Sheet 10256		

Pipe Clips

Black PP Clips

1050	ID mm	Type
PPCLIP-16	16	1
PPCLIP-20	20	1
PPCLIP-25	25	1
PPCLIP-32	32	1
PPCLIP-40	40	2
PPCLIP-50	50	2
PPCLIP-63	63	2
PPCLIP-75	75	2
PPCLIP-90	90	2
PPCLIP-110	110	2
PPCLIP-160	160	2
PPCLIP-225	225	3
Tech Sheet 10256		

UPVC METRIC PIPE SYSTEM

Working Temperature:
All pressures quoted are based on a working temperature of 20°C
PVC-U Systems should never be used for temperatures in excess of 60°C

Maximum Working Pressure:
16 bar Plain fitting
12 bar Threaded fitting

Hose Connections

Male Spigot, Metric x Hose Tail, Metric

1050	Tube OD mm	Hosetail mm
HN50-1212-UPVC	12	12
HN50-1616-UPVC	16	16
HN50-2020-UPVC	20	20
HN50-2525-UPVC	25	25
HN50-3232-UPVC	32	32
HN50-5050-UPVC	50	50
HN50-6060-UPVC	63	63

Tank Connectors

Plain x Female, BSPP

1050	Tube OD mm	Thread
TC-32-1-UPVC	32	1"
TC-10-114-UPVC	40	1.1/4"

Threaded Adaptors

Plain x Threaded Female Stainless Steel Reinforced, BSPP

1050	Tube OD mm	Thread
FFTA-50-112-UPVC	50	1.1/2"

Plain Male x Threaded Female Stainless Steel Reinforced, BSPP

1050	Tube OD mm	Thread
MFTA-50-112-UPVC	50	1.1/2"

Valves

Standard Plain Single Union Ball Valve, EPDM Seals

1050	Tube OD mm
SUBV-32-UPVC	32

Valve End

UPVC Plain Valve End

1050	Tube OD mm
VE-32-UPVC	32

Tubing Accessories

Emery Tape 38mm x 5 Metres

1050	Size
ET-38-5	38mm x 5 Metres

1" Glue Brush

1050	Description
GB-1	1" Glue Brush

Griffon UNI100 UPVC Cement

1050	Size ml
PVC250	250
PVC	500

Tech Sheet 876

Griffon WDF-05 Quick Set Cement

1050	Size ml
QSC-250	250
WDF-05	500

Griffon HCR-36 Chemical Cement

1050	Size ml
CHEMC-1000	1000

Griffon UNI100 GT Slow Setting UPVC Cement

1050	Size
SSC-5000-UPVC	5 Litre

Griffon Aqua-Max Pool Sealant

1050	Size grms
AQM-SEALANT	425

Griffon Chamfering Tool 1/2" - 2"

1050	Description
CT-12-2	Chamfering Tool 1/2" - 2"

UPVC IMPERIAL PIPE SYSTEM

Recommended Working Temperature:
0°C to 60°C

Pressure Ratings for Fittings:
15 bar (8" with reduced safety factor)

For Air Ring Mains use ABS. UPVC is not suitable for use with compressed air.

UPVC = Unplasticized Poly Vinyl Chloride
ABS = Acrylonitrile-Butadiene-Styrene Copolymers

Sockets & Reducing Bushes

Equal Socket

1050	Nominal Bore ID
SO13-12-UPVC	1/2"
SO13-34-UPVC	3/4"
SO13-1-UPVC	1"
SO13-114-UPVC	1.1/4"
SO13-112-UPVC	1.1/2"
SO13-2-UPVC	2"
SO13-212-UPVC	2.1/2"
SO13-3-UPVC	3"
SO13-4-UPVC	4"
SO13-5-UPVC	5"
SO13-6-UPVC	6"
SO13-8-UPVC	8"
Tech Sheet 10254	

Reducing Socket

1050	Nominal Bore ID	Nominal Bore ID
RS13-3412-UPVC	3/4"	1/2"
RS13-134-UPVC	1"	3/4"
RS13-1141-UPVC	1.1/4"	1"
RS13-112112-UPVC	1.1/2"	1.1/4"
RS13-2112-UPVC	2"	1.1/2"
RS13-2122-UPVC	2.1/2"	2"
RS13-3212-UPVC	3"	2.1/2"
RS13-43-UPVC	4"	3"
Tech Sheet 10254		

Equal Barrel Nipples

Male, BSPT

1050	Thread
BN11-14-UPVC	1/4"
BN11-38-UPVC	3/8"
BN11-12-UPVC	1/2"
BN11-34-UPVC	3/4"
BN11-1-UPVC	1"
BN11-114-UPVC	1.1/4"
BN11-112-UPVC	1.1/2"
BN11-2-UPVC	2"
BN11-212-UPVC	2.1/2"
BN11-3-UPVC	3"
BN11-4-UPVC	4"
Tech Sheet 10254	



Socket, Imperial x Metric

1050	Nominal Bore ID	ID mm
SO14-3534-UPVC	3/4"	25
SO14-321-UPVC	1"	32
SO14-40114-UPVC	1.1/4"	40
SO14-50112-UPVC	1.1/2"	50
SO14-632-UPVC	2"	63
SO14-903-UPVC	3"	90
SO14-1104-UPVC	4"	110
Tech Sheet 10254		



Plain x Threaded Reducing Bush, BSPP

1050	Nominal Bore ID	Thread
RB30-3814-UPVC	3/8"	1/4"
RB30-1214-UPVC	1/2"	1/4"
RB30-1238-UPVC	1/2"	3/8"
RB30-3438-UPVC	3/4"	1/2"
RB30-112-UPVC	1"	3/4"
RB30-11434-UPVC	1.1/4"	1"
RB30-1121-UPVC	1.1/2"	1.1/4"
RB30-2114-UPVC	2"	1.1/2"
RB30-212112-UPVC	2.1/2"	2"
RB30-3212-UPVC	3"	2.1/2"
RB30-43-UPVC	4"	3"
Tech Sheet 10254		

Plain x Male, BSPT

1050	Thread	Nominal Bore ID	Length mm
BN12-38-UPVC	3/8"	3/8"	43
BN12-12-UPVC	1/2"	1/2"	50
BN12-34-UPVC	3/4"	3/4"	56
BN12-1-UPVC	1"	1"	63
BN12-114-UPVC	1.1/4"	1.1/4"	75
BN12-112-UPVC	1.1/2"	1.1/2"	88
BN12-2-UPVC	2"	2"	88
BN12-212-UPVC	2.1/2"	2.1/2"	106
BN12-3-UPVC	3"	3"	128
BN12-4-UPVC	4"	4"	153
Tech Sheet 10254			

Reducing Bush

1050	Nominal Bore ID	Nominal Bore ID
RB93-3412-UPVC	3/4"	1/2"
RB93-112-UPVC	1"	1/2"
RB93-134-UPVC	1"	3/4"
RB93-11412-UPVC	1.1/4"	1/2"
RB93-11434-UPVC	1.1/4"	3/4"
RB93-1141-UPVC	1.1/4"	1"
RB93-11234-UPVC	1.1/2"	3/4"
RB93-1121-UPVC	1.1/2"	1"
RB93-112114-UPVC	1.1/2"	1.1/4"
RB93-21-UPVC	2"	1"
RB93-2114-UPVC	2"	1.1/4"
RB93-2112-UPVC	2"	1.1/2"
RB93-212112-UPVC	2.1/2"	1.1/2"
RB93-2122-UPVC	2.1/2"	2"
RB93-3112-UPVC	3"	1.1/2"
RB93-32-UPVC	3"	2"
RB93-3212-UPVC	3"	2.1/2"
RB93-42-UPVC	4"	2"
RB93-4212-UPVC	4"	2.1/2"
RB93-43-UPVC	4"	3"
RB93-53-UPVC	5"	3"
RB93-54-UPVC	5"	4"
RB93-64-UPVC	6"	4"
RB93-86-UPVC	8"	6"
Tech Sheet 10254		

Tube O.D. - Size Conversion Table

Nominal Bore	Outside Diameter
3/8"	17.1mm
1/2"	21.3mm
3/4"	26.7mm
1"	33.4mm
1.1/4"	42.2mm
1.1/2"	48.3mm
2"	60.3mm
2.1/2"	75mm
3"	88.9mm
4"	114.3mm
5"	140mm
6"	168.3mm
8"	219.1mm

UPVC IMPERIAL PIPE SYSTEM

Recommended Working Temperature:
0°C to 60°C

Pressure Ratings for Fittings:
15 bar (8" with reduced safety factor)

For Air Ring Mains use ABS. UPVC is not suitable for use with compressed air.

UPVC = Unplasticized Poly Vinyl Chloride
ABS = Acrylonitrile-Butadiene-Styrene Copolymers

Elbows & Bends

Equal 90° Elbow

1050	Nominal Bore ID
EL53-12-UPVC	1/2"
EL53-34-UPVC	3/4"
EL53-1-UPVC	1"
EL53-114-UPVC	1.1/4"
EL53-112-UPVC	1.1/2"
EL53-2-UPVC	2"
EL53-212-UPVC	2.1/2"
EL53-3-UPVC	3"
EL53-4-UPVC	4"
EL53-5-UPVC	5"
EL53-6-UPVC	6"
EL53-8-UPVC	8"
Tech Sheet 10254	

Equal 45° Elbow

1050	Nominal Bore ID
EY53-12-UPVC	1/2"
EY53-34-UPVC	3/4"
EY53-1-UPVC	1"
EY53-114-UPVC	1.1/4"
EY53-112-UPVC	1.1/2"
EY53-2-UPVC	2"
EY53-212-UPVC	2.1/2"
EY53-3-UPVC	3"
EY53-4-UPVC	4"
EY53-5-UPVC	5"
EY53-6-UPVC	6"
EY53-8-UPVC	8"
Tech Sheet 10254	

Plain x Threaded 90° Elbow, BSPP

1050	Nominal Bore ID	Thread
PVEP12	1/2"	1/2"
PVEP34	3/4"	3/4"
PVEP1	1"	1"
PVEP114	1.1/4"	1.1/4"
PVEP112	1.1/2"	1.1/2"
PVEP2	2"	2"
PVEP212	2.1/2"	2.1/2"
PVEP3	3"	3"
PVEP4	4"	4"
Tech Sheet 10254		

Plain x Threaded 45° Elbow, BSPP

1050	Nominal Bore ID	Thread
PVEP45-12	1/2"	1/2"
PVEP45-34	3/4"	3/4"
PVEP45-1	1"	1"
PVEP45-114	1.1/4"	1.1/4"
PVEP45-112	1.1/2"	1.1/2"
PVEP45-2	2"	2"
PVEP45-212	2.1/2"	2.1/2"
PVEP45-3	3"	3"
PVEP45-4	4"	4"
Tech Sheet 10254		

Equal 90° Bend Short Radius

1050	Nominal Bore ID
BE33-12-UPVC	1/2"
BE33-34-UPVC	3/4"
BE33-1-UPVC	1"
BE33-114-UPVC	1.1/4"
BE33-112-UPVC	1.1/2"
BE33-2-UPVC	2"
BE33-212-UPVC	2.1/2"
BE33-3-UPVC	3"
BE33-4-UPVC	4"
Tech Sheet 10254	

Tees

Equal 45° Tee

1050	Nominal Bore ID
TY43-12-UPVC	1/2"
TY43-34-UPVC	3/4"
TY43-1-UPVC	1"
TY43-114-UPVC	1.1/4"
TY43-112-UPVC	1.1/2"
TY43-2-UPVC	2"
Tech Sheet 10254	

Plain x Threaded Branch Tee, BSPP

1050	Nominal Bore ID	Thread
PVTP12	1/2"	1/2"
PVTP34	3/4"	3/4"
PVTP1	1"	1"
PVTP114	1.1/4"	1.1/4"
PVTP112	1.1/2"	1.1/2"
PVTP2	2"	2"
PVTP212	2.1/2"	2.1/2"
PVTP3	3"	3"
PVTP4	4"	4"
Tech Sheet 10254		

Equal Tee

1050	Nominal Bore ID
TE43-12-UPVC	1/2"
TE43-34-UPVC	3/4"
TE43-1-UPVC	1"
TE43-114-UPVC	1.1/4"
TE43-112-UPVC	1.1/2"
TE43-2-UPVC	2"
TE43-212-UPVC	2.1/2"
TE43-3-UPVC	3"
TE43-4-UPVC	4"
TE43-5-UPVC	5"
TE43-6-UPVC	6"
TE43-8-UPVC	8"
Tech Sheet 10254	

UPVC IMPERIAL PIPE SYSTEM

Working Temperature:
0°C to 60°C

Maximum Working Pressure:
15 bar
(8" with reduced safety factor)

For Air Ring Mains use ABS. UPVC is not suitable for use with compressed air.

UPVC = Unplasticized Poly Vinyl Chloride
ABS = Acrylonitrile-Butadiene-Styrene Copolymers

Crosses

Equal Cross

1050	Nominal Bore ID
CR33-12-UPVC	1/2"
CR33-34-UPVC	3/4"
CR33-1-UPVC	1"
CR33-114-UPVC	1.1/4"
CR33-112-UPVC	1.1/2"
CR33-2-UPVC	2"
CR33-212-UPVC	2.1/2"
Tech Sheet 10254	

Caps

Plain

1050	Nominal Bore ID
CA73-12-UPVC	1/2"
CA73-34-UPVC	3/4"
CA73-1-UPVC	1"
CA73-114-UPVC	1.1/4"
CA73-112-UPVC	1.1/2"
CA73-2-UPVC	2"
CA73-212-UPVC	2.1/2"
CA73-3-UPVC	3"
CA73-4-UPVC	4"
CA73-5-UPVC	5"
CA73-6-UPVC	6"
CA73-8-UPVC	8"
Tech Sheet 10254	

Unions

Equal Union

1050	Nominal Bore ID
UN83-12-UPVC	1/2"
UN83-34-UPVC	3/4"
UN83-1-UPVC	1"
UN83-114-UPVC	1.1/4"
UN83-112-UPVC	1.1/2"
UN83-2-UPVC	2"
UN83-212-UPVC	2.1/2"
UN83-3-UPVC	3"
UN83-4-UPVC	4"
Tech Sheet 10254	

Plain x Male Threaded Union, BSPP

1050	Nominal Bore ID	Thread
PVUPM112	1.1/2"	1.1/2"
PVUPM2-112	2"	1.1/2"
PVUPM2	2"	2"
Tech Sheet 10254		

Plain x Female Threaded Union, BSPP

1050	Nominal Bore ID	Thread
PVUPF12	1/2"	1/2"
PVUPF34	3/4"	3/4"
PVUPF1	1"	1"
PVUPF114	1.1/4"	1.1/4"
PVUPF112	1.1/2"	1.1/2"
PVUPF2	2"	2"
PVUPF212	2.1/2"	2.1/2"
PVUPF3	3"	3"
PVUPF4	4"	4"
Tech Sheet 10254		

Threaded Adaptors

Male, BSPP

1050	Nominal Bore ID	Thread
AD32-3-UPVC	1/2"	1/2"
AD32-4-UPVC	3/4"	1/2"
AD32-5-UPVC	3/4"	3/4"
AD32-6-UPVC	3/4"	1"
AD32-7-UPVC	1"	1"
AD32-8-UPVC	1"	1.1/4"
AD32-9-UPVC	1.1/4"	1.1/4"
AD32-10-UPVC	1.1/4"	1.1/2"
AD32-11-UPVC	1.1/2"	1.1/2"
AD32-12-UPVC	1.1/2"	2"
AD32-13-UPVC	2"	2"
AD32-15-UPVC	2.1/2"	2.1/2"
AD32-17-UPVC	3"	3"
AD32-19-UPVC	4"	4"
Tech Sheet 10254		

Plain x Female Threaded Adaptor, BSPP

1050	Nominal Bore ID	Thread
AD42-1212-UPVC	1/2"	1/2"
AD42-3412-UPVC	1/2"	3/4"
AD42-1234-UPVC	3/4"	1/2"
AD42-3434-UPVC	3/4"	3/4"
AD42-341-UPVC	3/4"	1"
AD42-134-UPVC	1"	3/4"
AD42-11-UPVC	1"	1"
AD42-1141-UPVC	1"	1.1/4"
AD42-114114-UPVC	1.1/4"	1.1/4"
AD42-112114-UPVC	1.1/4"	1.1/2"
AD42-112112-UPVC	1.1/2"	1.1/2"
AD42-2112-UPVC	1.1/2"	2"
AD42-1122-UPVC	2"	1.1/2"
AD42-22-UPVC	2"	2"
AD42-2122-UPVC	2"	2.1/2"
AD42-212212-UPVC	2.1/2"	2.1/2"
AD42-3212-UPVC	2.1/2"	3"
AD42-2123-UPVC	3"	2.1/2"
AD42-33-UPVC	3"	3"
AD42-43-UPVC	3"	4"
AD42-34-UPVC	4"	3"
AD42-44-UPVC	4"	4"
Tech Sheet 10254		

UPVC IMPERIAL PIPE SYSTEM

Working Temperature:
0°C to 60°C

Maximum Working Pressure:
15 bar
(8" with reduced safety factor)

For Air Ring Mains use ABS. UPVC is not suitable for use with compressed air.

UPVC = Unplasticized Poly Vinyl Chloride
ABS = Acrylonitrile-Butadiene-Styrene Copolymers

Hose Connections

Plain x Hose Tail

1050	Nominal Bore ID	To Suit Hose ID mm
HN63-12-UPVC	1/2"	20
HN63-34-UPVC	3/4"	25
HN63-1-UPVC	1"	32
HN63-114-UPVC	1.1/4"	40
HN63-112-UPVC	1.1/2"	50
HN63-2-UPVC	2"	60
Tech Sheet 10254		

Male, BSPP x Hose Tail

1050	Thread	To Suit Hose ID
PVHTM14-12	1/4"	12mm
PVHTM38-58	3/8"	16mm
PVHTM12	1/2"	1/2"
PVHTM12-34	1/2"	20mm
PVHTM34	3/4"	3/4"
PVHTM34-1	3/4"	25mm
PVHTM1	1"	1"
PVHTM1-114	1"	32mm
PVHTM114-112	1.1/4"	40mm
PVHTM112-2	1.1/2"	50mm
PVHTM2-212	2"	60mm
Tech Sheet 10254		

Female, BSPP x Hose Tail

1050	Thread	To Suit Hose ID mm
HN64-3416-UPVC	3/4"	16
HN64-120-UPVC	1"	20
HN64-11425-UPVC	1.1/4"	25
HN64-11230-UPVC	1.1/2"	30
HN64-240-UPVC	2"	40
HN64-21450-UPVC	2.1/4"	50
HN64-23460-UPVC	2.3/4"	60
Tech Sheet 10254		

Tank Connectors

Plain x Female, BSPP

1050	Nominal Bore ID	Thread
TC93-12-UPVC	1/2"	1/2"
TC93-34-UPVC	3/4"	3/4"
TC93-1-UPVC	1"	1"
TC93-114-UPVC	1.1/4"	1.1/4"
TC93-112-UPVC	1.1/2"	1.1/2"
TC93-2-UPVC	2"	2"
TC93-212-UPVC	2.1/2"	2.1/2"
TC93-3-UPVC	3"	3"
TC93-4-UPVC	4"	4"
Tech Sheet 10254		

Flanges

Stub Flange, Serrated Face

1050	Nominal Bore ID
ST23-12-UPVC	1/2"
ST23-34-UPVC	3/4"
ST23-1-UPVC	1"
ST23-114-UPVC	1.1/4"
ST23-112-UPVC	1.1/2"
ST23-2-UPVC	2"
ST23-212-UPVC	2.1/2"
ST23-3-UPVC	3"
ST23-4-UPVC	4"
ST23-5-UPVC	5"
ST23-6-UPVC	6"
ST23-8-UPVC	8"
Tech Sheet 10254	

Full Face Table E

1050	Nominal Bore ID
FF30-12-UPVC	1/2"
FF30-34-UPVC	3/4"
FF30-1-UPVC	1"
FF30-114-UPVC	1.1/4"
FF30-112-UPVC	1.1/2"
FF30-2-UPVC	2"
FF30-3-UPVC	3"
FF30-4-UPVC	4"
Tech Sheet 10254	

PN16 Blanking Flange

1050	Size
BF00-1-UPVC	1"
BF00-112-UPVC	1.1/2"
BF00-2-UPVC	2"
BF00-3-UPVC	3"
BF00-4-UPVC	4"
BF00-5-UPVC	5"
Tech Sheet 10254	

Tube O.D. - Size Conversion Table

Nominal Bore	Outside Diameter	Nominal Bore	Outside Diameter
3/8"	17.1mm	2.1/2"	75mm
1/2"	21.3mm	3"	88.9mm
3/4"	26.7mm	4"	114.3mm
1"	33.4mm	5"	140mm
1.1/4"	42.2mm	6"	168.3mm
1.1/2"	48.3mm	8"	219.1mm
2"	60.3mm		

BS4504, PN16 Flange Gasket

1050	Size
SF16-12	1/2"
SF16-34	3/4"
SF16-1	1"
SF16-114	1.1/4"
SF16-112	1.1/2"
SF16-2	2"
SF16-3	3"
SF16-4	4"
SF16-6	6"
Tech Sheet 10254	

BS10, Table E Flange Gasket

1050	Size
SF10-12	1/2"
SF10-34	3/4"
SF10-1	1"
SF10-114	1.1/4"
SF10-112	1.1/2"
SF10-2	2"
SF10-212	2.1/2"
SF10-3	3"
SF10-4	4"
SF10-6	6"
Tech Sheet 10254	

PN16 Galvanised Backing Ring

1050	Size
GB16-12	1/2"
GB16-34	3/4"
GB16-1	1"
GB16-114	1.1/4"
GB16-112	1.1/2"
GB16-2	2"
GB16-212	2.1/2"
GB16-3	3"
GB16-4	4"
GB16-5	5"
GB16-6	6"
GB16-8	8"
Tech Sheet 10254	

UPVC IMPERIAL PIPE SYSTEM

Valves

Economy Double Union Ball Valve, EPDM Seals

0118	Nominal Bore ID
BVD13-12-PVC	1/2"
BVD13-34-PVC	3/4"
BVD13-1-PVC	1"
BVD13-114-PVC	1.1/4"
BVD13-112-PVC	1.1/2"
BVD13-2-PVC	2"
BVD13-212-PVC	2.1/2"
BVD13-3-PVC	3"
BVD13-4-PVC	4"

Tech Sheet 10254

Industrial Double Union Ball Valve, EPDM Seals

0118	Nominal Bore ID
BVI13-38-PVC	3/8"
BVI13-12-PVC	1/2"
BVI13-34-PVC	3/4"
BVI13-1-PVC	1"
BVI13-114-PVC	1.1/4"
BVI13-112-PVC	1.1/2"
BVI13-2-PVC	2"
BVI13-212-PVC	2.1/2"
BVI13-3-PVC	3"
BVI13-4-PVC	4"

Tech Sheet 10254

Industrial 3 Way Ball Valve, L Port, EPDM Seals

0118	Nominal Bore ID
BVL13-12-PVC	1/2"
BVL13-34-PVC	3/4"
BVL13-1-PVC	1"
BVL13-114-PVC	1.1/4"
BVL13-112-PVC	1.1/2"
BVL13-2-PVC	2"

Tech Sheet 10254

Industrial 3 Way Ball Valve, T Port, EPDM Seals

0118	Nominal Bore ID
BVT13-12-PVC	1/2"
BVT13-34-PVC	3/4"
BVT13-1-PVC	1"
BVT13-112-PVC	1.1/2"
BVT13-2-PVC	2"

Tech Sheet 10254

Industrial Check Valve, EPDM Seals

0118	Nominal Bore ID
CVD13-12-PVC	1/2"
CVD13-34-PVC	3/4"
CVD13-1-PVC	1"
CVD13-114-PVC	1.1/4"
CVD13-112-PVC	1.1/2"
CVD13-2-PVC	2"

Tech Sheet 10254

FT PRO®

For **Air Blow Guns** ...see pages **1549-1557**

UPVC Tubing

NOTE: 6 metre length tube is available on a 3 to 5 working day delivery service. Specified delivery dates and times can not be guaranteed. Carriage is charged as an extra based on weight and delivery service required. Please speak to our sales department for further details.

Delivery of 3 metre lengths may take up to 48 hours.

Class C, 9 bar, 3 Metre Lengths

0118	Nominal Bore
UPVC/CTUBE-3-2	2"
UPVC/CTUBE-3-212	2.1/2"
UPVC/CTUBE-3-3	3"
UPVC/CTUBE-3-4	4"
UPVC/CTUBE-3-6	6"
UPVC/CTUBE-3-8	8"

Tech Sheet 10254

Class C, 9 bar, 6 Metre Lengths

0118	Nominal Bore
UPVC/CTUBE-6-2	2"
UPVC/CTUBE-6-212	2.1/2"
UPVC/CTUBE-6-3	3"
UPVC/CTUBE-6-4	4"
UPVC/CTUBE-6-5	5"
UPVC/CTUBE-6-6	6"

Tech Sheet 10254

Class E, 15 bar, 3 Metre Lengths

0118	Nominal Bore
UPVC/ETUBE-3-12	1/2"
UPVC/ETUBE-3-34	3/4"
UPVC/ETUBE-3-1	1"
UPVC/ETUBE-3-114	1.1/4"
UPVC/ETUBE-3-112	1.1/2"
UPVC/ETUBE-3-2	2"
UPVC/ETUBE-3-3	3"
UPVC/ETUBE-3-4	4"

Tech Sheet 10254

Class E, 15 bar, 6 Metre Lengths

0118	Nominal Bore
UPVC/ETUBE-6-12	1/2"
UPVC/ETUBE-6-34	3/4"
UPVC/ETUBE-6-1	1"
UPVC/ETUBE-6-114	1.1/4"
UPVC/ETUBE-6-112	1.1/2"
UPVC/ETUBE-6-2	2"
UPVC/ETUBE-6-3	3"
UPVC/ETUBE-6-4	4"

Tech Sheet 10254

UPVC IMPERIAL PIPE SYSTEM

UPVC Tubing

Class 7, Plain End, 3 Metre Lengths

0118	Size	Pipe OD mm	Pipe ID mm
UPVC/7TUBE-3-12	1/2"	21.4	13.4
UPVC/7TUBE-3-1	1"	33.6	24
UPVC/7TUBE-3-112	1 1/2"	48.3	37.3
UPVC/7TUBE-3-2	2"	60.3	48.3

Class 7, Plain End, 6 Metre Lengths

0118	Size	Pipe OD mm	Pipe ID mm
UPVC/7TUBE-6-112	1.1/2"	48.3	37.3

Threaded Adaptors

Equal, Plain x Threaded Female Stainless Steel Reinforced, BSPP

1050	Nominal Bore ID	Thread
ESRI-12	1/2"	1/2"
ESRI-34	3/4"	3/4"
ESRI-1	1"	1"
ESRI-2	2"	2"

Equal, Plain x Threaded Female



1050	Tube NB	Thread
ESI-12	1/2"	1/2"
ESI-34	3/4"	3/4"
ESI-1	1"	1"
ESI-114	1.1/4"	1.1/4"
ESI-112	1.1/2"	1.1/2"
ESI-2	2"	2"

Unions

Plain x Brass Composite Male Threaded Union, BSPP

1050	Nominal Bore ID	Male BSPP
MBU-1	1"	1"

Plain x Brass Composite Female Threaded Union, BSPP

1050	Nominal Bore ID	Female BSPP
FBU-112	1.1/2"	1.1/2"

Reducing Bushes



Plain x Threaded Female, BSPP

1050	Nomimal Bore ID	Thread
RB30-1238-UPVC	3/4"	1/2"

Threaded Male x Female, BSPP (Long Pattern)

1050	Male Thread	Female Thread
PVR112-1	1.1/2"	1"
PVR2-1	2"	1"
PVR212-112	2.1/2"	1.1/2"



Threaded Male x Female, BSPP (Short Pattern)

1050	Male Thread	Female Thread
PVRB34-12	3/4"	1/2"
PVRB1-34	1"	3/4"
PVRB114-1	1.1/4"	1"
PVRB112-114	1.1/2"	1.1/4"
PVRB2-112	2"	1.1/2"

Equal Hex Nipples

Equal, Male, BSPP

1050	Thread	
PVN1	1"	
PVN2	2"	

Unequal Hex Nipples

Unequal, Male, BSPP

1050	Thread	Thread
PVRN1-34	1"	3/4"
PVRN112-114	1.1/2"	1.1/4"

Backnuts

Female, BSPP

1050	Thread
PVLN12	1/2"
PVLN1	1"
PVLN114	1.1/4"

Valve End

Female, BSPP

1050	Thread
TVI-2	2"

Valves

Standard Plain Single Union Ball Valve, EPDM Seals

0118	Nominal Bore ID
BVSU-34	3/4"
BVSU-1	1"
BVSU-114	1.1/4"
BVSU-112	1.1/2"

Standard Lever Operated Butterfly alve, EPDM Liner

0118	Nominal Bore ID
BVBS-6	6"

Pipe Clips

Black PP Pipe Clips

1050	Nominal Bore ID	Type
IPPCLIP-12	1/2"	1
IPPCLIP-34	3/4"	1
IPPCLIP-1	1"	1
IPPCLIP-114	1.1/4"	2
IPPCLIP-112	1.1/2"	2
IPPCLIP-2	2"	2
IPPCLIP-212	2.1/2"	2
IPPCLIP-3	3"	2
IPPCLIP-4	4"	2
IPPCLIP-5	5"	3

Spacing Blocks

Black PP Spacing Block

1050	Nominal Bore ID
IPPSB-1	1" - 32mm
IPPSB-2	2" - 63mm

UPVC THREADED FITTINGS

Double Socket

Female, BSPP

1050	Thread
PVS12	1/2"
PVS34	3/4"
PVS1	1"
PVS114	1.1/4"
PVS112	1.1/2"
PVS2	2"

Reducing Socket

Female, BSPP

1050	Thread	Thread
PVRS12-38	1/2"	3/8"
PVRS34-12	3/4"	1/2"
PVRS1-34	1"	3/4"
PVRS114-1	1.1/4"	1"
PVRS112-114	1.1/2"	1.1/4"
PVRS2-112	2"	1.1/2"
PVRS3-212	3"	2.1/2"
PVRS4-3	4"	3"

Enlarging Piece

Male x Female, BSPP

1050	Male Thread	Female Thread
PVEN38-12	3/8"	1/2"
PVEN12-34	1/2"	3/4"
PVEN34-1	3/4"	1"
PVEN1-114	1"	1.1/4"
PVEN114-112	1.1/4"	1.1/2"
PVEN112-2	1.1/2"	2"
PVEN2-212	2"	2.1/2"
PVEN212-3	2.1/2"	3"
PVEN3-4	3"	4"

Reducing Male x Female

Male x Female, BSPP

1050	Male Thread	Female Thread
PVR12-38	1/2"	3/8"
PVR34-38	3/4"	3/8"
PVR34-12	3/4"	1/2"
PVR1-38	1"	3/8"
PVR1-12	1"	1/2"
PVR1-34	1"	3/4"
PVR114-12	1.1/4"	1/2"
PVR114-34	1.1/4"	3/4"
PVR114-1	1.1/4"	1"
PVR112-34	1.1/2"	3/4"
PVR112-1	1.1/2"	1"
PVR2-1	2"	1"
PVR2-114	2"	1.1/4"
PVR2-112	2"	1.1/2"
PVR212-112	2.1/2"	1.1/2"
PVR212-2	2.1/2"	2"
PVR3-112	3"	1.1/2"
PVR3-2	3"	2"
PVR3-212	3"	2.1/2"
PVR4-2	4"	2"
PVR4-212	4"	2.1/2"
PVR4-3	4"	3"

Reducing Bush Male x Female

Male x Female, BSPP

1050	Male Thread	Female Thread
PVRB34-12	3/4"	1/2"
PVRB1-34	1"	3/4"
PVRB114-1	1.1/4"	1"
PVRB112-114	1.1/2"	1.1/4"
PVRB2-112	2"	1.1/2"
PVRB212-2	2.1/2"	2"
PVRB3-212	3"	2.1/2"
PVRB4-3	4"	3"

Nipple

Male, BSPP

1050	Thread
PVN38	3/8"
PVN12	1/2"
PVN34	3/4"
PVN1	1"
PVN114	1.1/4"
PVN112	1.1/2"
PVN2	2"
PVN212	2.1/2"
PVN4	4"

Reducing Nipple

Male, BSPP

1050	Thread	Thread
PVRN34-12	3/4"	1/2"
PVRN1-34	1"	3/4"
PVRN114-1	1.1/4"	1"
PVRN112-114	1.1/2"	1.1/4"
PVRN212-2	2.1/2"	2"
PVRN3-212	3"	2.1/2"
PVRN4-3	4"	3"

RUST-OLEUM

For **Leak Seal**
...see pages **1564**

UPVC THREADED FITTINGS

Elbow 90º

Female, BSPP

1050	Thread
PVE12	1/2"
PVE34	3/4"
PVE1	1"
PVE114	1.1/4"
PVE112	1.1/2"
PVE2	2"
PVE212	2.1/2"
PVE3	3"

Elbow 45°

Female, BSPP

1050	Thread
PVE45-38	3/8"
PVE45-12	1/2"
PVE45-34	3/4"
PVE45-1	1"
PVE45-114	1.1/4"
PVE45-112	1.1/2"
PVE45-2	2"
PVE45-212	2.1/2"
PVE45-3	3"
PVE45-4	4"

Tee 90º

Female, BSPP

1050	Thread
PVT38	3/8"
PVT12	1/2"
PVT34	3/4"
PVT1	1"
PVT114	1.1/4"
PVT112	1.1/2"
PVT2	2"
PVT3	3"
PVT4	4"

Union

Female, BSPP

1050	Thread
PVU38	3/8"
PVU12	1/2"
PVU34	3/4"
PVU1	1"
PVU114	1.1/4"
PVU112	1.1/2"
PVU2	2"
PVU212	2.1/2"
PVU3	3"
PVU4	4"

Cap

Female, BSPP

1050	Thread
PVC38	3/8"
PVC12-CAP	1/2"
PVC34	3/4"
PVC1	1"
PVC114	1.1/4"
PVC112	1.1/2"
PVC2	2"
PVC212	2.1/2"
PVC3	3"
PVC4	4"

Plug

Male, BSPP

1050	Thread
PVP38	3/8"
PVP12	1/2"
PVP34	3/4"
PVP1	1"
PVP112	1.1/2"
PVP2	2"
PVP212	2.1/2"
PVP3	3"
PVP4	4"

Locknuts

Female, BSPP

1050	Thread
PVLN38	3/8"
PVLN12	1/2"
PVLN34	3/4"
PVLN1	1"
PVLN114	1.1/4"
PVLN112	1.1/2"
PVLN2	2"
PVLN212	2.1/2"
PVLN3	3"
PVLN4	4"

FT PRO

For **Air Prep**
...see pages **637-656**

M-Press Fittings Ltd

Stainless Steel 316L & Copper Press Fit Piping System

M-Press provides solutions to meet the demands of various industry applications, with capabilities of up to 168mm

stainless steel

50 Year Warranty

new product



Choose M-Press for industry-leading Press Fit solutions

M-Press Fittings Ltd

Stainless Steel 316L Press Fit Piping System

M-Press's stainless steel ring main system is the perfect solution for all ring main installation requirements.

The M-Press Press Fit system is an all-inclusive and quality-assured system designed to streamline on-site compliances for installers. It removes the need for traditional site hot-work permits, making the installation process hassle-free and efficient. The M-Profile system is equipped with advanced pressing technology that ensures a confident installation process, saving installers considerable time and effort, which ultimately leads to increased productivity and cost savings.

M-Press's Stainless Steel system has been engineered for use in a diverse range of industry applications, providing installers with a versatile solution. This and all other system features ensure that the installation process is always of the highest quality, making the installer's work hassle-free and efficient.

Features:

- WRAS certified
- Gas EN331 certified
- High molybdenum content offering excellent corrosion resistance
- Universally compatible with all M-Profile systems
- Reliable and durable press system
- Leak-free performance
- Excellent hygienic characteristics

Advantages:

- Removes the need for traditional site hot-work permits
- Ease of installation
- Increased productivity
- Wide choice of products and seal types
- Clean and hassle-free handling
- Lightweight system

The M-Press system is manufactured to meet the highest standards and materials:

- ✔ **M-Press fittings material no:** 1.4404 according to EN 10088 /316L
- ✔ **Threaded fittings material no:** 1.4408 according to EN 10283 /316L
- ✔ **Pipes material no:** 1.4404 according to EN 10312 (ECO 316L).

M-Press can offer solutions for all industry application demands up to 168mm

M-Press Fittings Ltd

Stainless Steel 316L Press Fit Piping System

stainless steel

50 Year Warranty

EPDM Seals

WRAS APPROVED PRODUCT

Material	Stainless Steel 316L
Formed Fittings:	1.4404 according to EN 10088 /316L
Threaded Fittings:	1.4408 according to EN 10283 /316L
Pipe:	1.4404 according to EN 10312 (ECO 316L)
Seal Type:	EPDM
Description:	Ethylene Propylene Diene Mnomer

Temperature: -30°C to +120°C

Pressure: PN16 16 bar

Applications

- Potable water services
- Hydronic heating
- Compressed air
- BCWS (Boosted cold water services)
- Chilled water applications
- Purified water
- Fire suppression systems
- Inert gases

Application Services

- Drinking water
- HWS and commercial/domestic heating
- Compressed air (<25mg/M³ compressor oil concentration)
- Risers and plant rooms
- Cooling water (chilled water) with glycol <50% concentration
- Grey water
- Low pressure steam condensate
- Kitchen fire sprinkler/suppression systems
- Helium, Neon, Argon

HNBR Gas Approved Seals

DVGW DVGW G260 & G262

Material	Stainless Steel 316L
Formed Fittings:	1.4404 according to EN 10088 /316L
Threaded Fittings:	1.4408 according to EN 10283 /316L
Pipe:	1.4404 according to EN 10312 (ECO 316L)
Seal Type:	HNBR
Description:	Hydrogenated Nitrile Butadiene Rubber

Temperature: -20°C to +70°C

Pressure: PN5 5 bar

Applications

- Industrial offshore applications
- Low pressure hydraulic systems
- Hot water supply
- Flammable gases (DVGW G260, 262)
- Inert gases

Application Services

- Commercial / industrial methane gas
- Low pressure hydraulic oil
- Commercial / industrial LPG and natural gases
- Helium, Argon, Neon

FKM Seals

Material	Stainless Steel 316L
Formed Fittings:	1.4404 according to EN 10088 /316L
Threaded Fittings:	1.4408 according to EN 10283 /316L
Pipe:	1.4404 according to EN 10312 (ECO 316L)
Seal Type:	FKM
Description:	Viton Fluroelastomer

Temperature: -30°C to +180°C (+230°C for short periods)

Pressure: PN16 16 bar

Applications

- Domestic and commercial solar thermal heating
- Domestic and commercial heating
- Commercial steam condensate
- Industrial compressed air
- Acidic transportation
- Hydraulic applications
- Oil and fuels

Application Services

- High temperature heating and hot water systems
- Commercial warehouse/large area heating systems
- Low pressure steam condensate
- Industrial compressed air systems (>25mg/M³ compressor oil concentration)
- Some acid solutions
- Hydraulic oils
- Heavy oil and fuel transportation (Kerosene, Paraffin, Diesel)
- Please enquire for exact suitability



stainless steel

50 Year Warranty

M-Press Fittings Ltd

Stainless Steel 316L Press Fit Piping System

stainless steel

50 Year Warranty

new product

Adaptors

WRAS APPROVED PRODUCT

Female x Female Threaded, BSPP, EPDM Seal

3102	Size mm	Thread
1202015012	15	3/8"
1202015012	15	1/2"
1202015034	15	3/4"
1202022012	22	1/2"
1202022034	22	3/4"
1202022100	22	1"
1202028034	28	3/4"
1202028100	28	1"
1202035100	35	1"
1202035114	35	1.1/4"
1202042112	42	1.1/2"
1202054200	54	2"

DVGW

Female x Female Threaded, BSPP, HNBR Gas Approved Seal

3102	Size mm	Thread
1702015038	15	3/8"
1702015012	15	1/2"
1702015034	15	3/4"
1702022012	22	1/2"
1702022034	22	3/4"
1702022100	22	1"
1702028034	28	3/4"
1702028100	28	1"
1702035100	35	1"
1702035114	35	1.1/4"
1702042112	42	1.1/2"
1702054200	54	2"

Female x Female Threaded, BSPP, FKM Seal

3102	Size mm	Thread
1402015038	15	3/8"
1402015012	15	1/2"
1402015034	15	3/4"
1402022012	22	1/2"
1402022034	22	3/4"
1402022100	22	1"
1402028034	28	3/4"
1402028100	28	1"
1402035100	35	1"
1402035114	35	1.1/4"
1402042112	42	1.1/2"
1402054200	54	2"

WRAS APPROVED PRODUCT

Female x Male Threaded, BSPP, EPDM Seal

3102	Size mm	Thread
1201015012	15	1/2"
1201015034	15	3/4"
1201015038	15	3/8"
1201022012	22	1/2"
1201022034	22	3/4"
1201022100	22	1"
1201028034	28	3/4"
1201028100	28	1"
1201035100	35	1"
1201035114	35	1.1/4"
1201042112	42	1.1/2"
1201054200	54	2"

DVGW

Female x Male Threaded, BSPP, HNBR Gas Approved Seal

3102	Size mm	Thread
1701015012	15	1/2"
1701015034	15	3/4"
1701015038	15	3/8"
1701022012	22	1/2"
1701022034	22	3/4"
1701022100	22	1"
1701028034	28	3/4"
1701028100	28	1"
1701035100	35	1"
1701035114	35	1.1/4"
1701042112	42	1.1/2"
1701054200	54	2"

Female x Male Threaded, BSPP, FKM Seal

3102	Size mm	Thread
1401015012	15	1/2"
1401015034	15	3/4"
1401015038	15	3/8"
1401022012	22	1/2"
1401022034	22	3/4"
1401022100	22	1"
1401028034	28	3/4"
1401028100	28	1"
1401035100	35	1"
1401035114	35	1.1/4"
1401042112	42	1.1/2"
1401054200	54	2"

Union Adaptors with Flat Seal

WRAS APPROVED PRODUCT

Female x Male Threaded, BSPP, EPDM Seal

3102	Size mm	Thread
1208015012	15	1/2"
1208022034	22	3/4"
1208028100	28	1"
1208035114	35	1.1/4"
1208042112	42	1.1/2"
1208054200	54	2"

DVGW

Female x Male Threaded, BSPP, HNBR Gas Approved Seal

3102	Size mm	Thread
1708015012	15	1/2"
1708022034	22	3/4"
1708028100	28	1"
1708035114	35	1.1/4"
1708042112	42	1.1/2"
1708054200	54	2"

Female x Male Threaded, BSPP, FKM Seal

3102	Size mm	Thread
1408015012	15	1/2"
1408022034	22	3/4"
1408028100	28	1"
1408035114	35	1.1/4"
1408042112	42	1.1/2"
1408054200	54	2"

Stainless Steel 316L Press Fit Piping System

stainless steel

50 Year Warranty

new product

Straight Couplings

Female x Female, EPDM Seal

3102	Size mm
120001515	15
120002222	22
120002828	28
120003535	35
120004242	42
120005454	54

Female x Female, HNBR Gas Approved Seal

3102	Size mm
170001515	15
170002222	22
170002828	28
170003535	35
170004242	42
170005454	54

Female x Female, FKM Seal

3102	Size mm
140001515	15
140002222	22
140002828	28
140003535	35
140004242	42
140005454	54

Slip Couplers

Female x Female, EPDM Seal

3102	Size mm
120401515	15
120402222	22
120402828	28
120403535	35
120404242	42
120405454	54

Female x Female, HNBR Gas Approved Seal

3102	Size mm
170401515	15
170402222	22
170402828	28
170403535	35
170404242	42
170405454	54

Female x Female, FKM Seal

3102	Size mm
140401515	15
140402222	22
140402828	28
140403535	35
140404242	42
140405454	54

Socket Reducers

Female x Male Plain End, EPDM Seal

3102	Size mm	Size mm
124302215	22	15
124302815	28	15
124302822	28	22
124303522	35	22
124303528	35	28
124304222	42	22
124304228	42	28
124304235	42	35
124305422	54	22
124305428	54	28
124305435	54	35
124305442	54	42

Female x Male Plain End, HNBR Gas Approved Seal

3102	Size mm	Size mm
174302215	22	15
174302815	28	15
174302822	28	22
174303522	35	22
174303528	35	28
174304222	42	22
174304228	42	28
174304235	42	35
174305422	54	22
174305428	54	28
174305435	54	35
174305442	54	42

Female x Male Plain End, FKM Seal

3102	Size mm	Size mm
144302215	22	15
144302815	28	15
144302822	28	22
144303522	35	22
144303528	35	28
144304222	42	22
144304228	42	28
144304235	42	35
144305422	54	22
144305428	54	28
144305435	54	35
144305442	54	42

M-Press Fittings Ltd

Stainless Steel 316L Press Fit Piping System

stainless steel

50 Year Warranty

new product

End Caps

WRAS APPROVED PRODUCT

Female x End Cap, EPDM Seal

3102	Size mm
1241015	15
1241022	22
1241028	28
1241035	35
1241042	42
1241054	54

DVGW

Female x End Cap, HNBR Gas Approved Seal

3102	Size mm
1741015	15
1741022	22
1741028	28
1741035	35
1741042	42
1741054	54

Female x End Cap, FKM Seal

3102	Size mm
1441015	15
1441022	22
1441028	28
1441035	35
1441042	42
1441054	54

45° Elbows

WRAS APPROVED PRODUCT

Female x Female, EPDM Seal

3102	Size mm
122301515	15
122302222	22
122302828	28
122303535	35
122304242	42
122305454	54

DVGW

Female x Female, HNBR Gas Approved Seal

3102	Size mm
172301515	15
172302222	22
172302828	28
172303535	35
172304242	42
172305454	54

Female x Female, FKM Seal

3102	Size mm
142301515	15
142302222	22
142302828	28
142303535	35
142304242	42
142305454	54

45° Street Elbows

WRAS APPROVED PRODUCT

Female x Male Plain End, EPDM Seal

3102	Size mm
122401515	15
122402222	22
122402828	28
122403535	35
122404242	42
122405454	54

DVGW

Female x Male Plain End, HNBR Gas Approved Seal

3102	Size mm
172401515	15
172402222	22
172402828	28
172403535	35
172404242	42
172405454	54

Female x Male Plain End, FKM Seal

3102	Size mm
142401515	22
142402222	28
142402828	35
142403535	42
142404242	54
142405454	54

EPDM Seals

Temperature: -30°C to +120°C

Pressure: PN16 16 bar

WRAS APPROVED PRODUCT

Description:	Ethylene Propylene Diene Mnomer

HNBR Gas Approved Seals

Temperature: -20°C to +70°C

Pressure: PN5 5 bar

DVGW

DVGW G260 & G262

Description:	Hydrogenated Nitrile Butadiene Rubber

FKM Seals

Temperature: -30°C to +180°C (+230°C for short periods)

Pressure: PN16 16 bar

Description:	Viton Fluroelastomer

Equal Tees

WRAS APPROVED PRODUCT

Female x Female x Female, EPDM Seal

3102	Size mm
12100151515	15
12100222222	22
12100282828	28
12100353535	35
12100424242	42
12100545454	54

DVGW

Female x Female x Female, HNBR Gas Approved Seal

3102	Size mm
17100151515	15
17100222222	22
17100282828	28
17100353535	35
17100424242	42
17100545454	54

Female x Female x Female, FKM Seal

3102	Size mm
14100151515	15
14100222222	22
14100282828	28
14100353535	35
14100424242	42
14100545454	54

RIDGID

You might also need...

RIDGID RP 351 Press Tool

...see page **1744**

Reducing Tees

WRAS APPROVED PRODUCT

Female x Female x Female, EPDM Seal

3102	Size mm	Size mm	Size mm
12110221522	22	15	22
12110281528	28	25	28
12110282228	28	22	28
12110352235	35	22	35
12110352835	35	28	35
12110422242	42	22	42
12110422842	42	28	42
12110423542	42	35	42
12110542254	54	22	54
12110542854	54	28	54
12110543554	54	35	54
12110544254	54	42	54

DVGW

Female x Female x Female, HNBR Gas Approved Seal

3102	Size mm	Size mm	Size mm
17110221522	22	15	22
17110281528	28	25	28
17110282228	28	22	28
17110352235	35	22	35
17110352835	35	28	35
17110422242	42	22	42
17110422842	42	28	42
17110423542	42	35	42
17110542254	54	22	54
17110542854	54	28	54
17110543554	54	35	54
17110544254	54	42	54

Female x Female x Female, FKM Seal

3102	Size mm	Size mm	Size mm
14110221522	22	15	22
14110281528	28	25	28
14110282228	28	22	28
14110352235	35	22	35
14110352835	35	28	35
14110422242	42	22	42
14110422842	42	28	42
14110423542	42	35	42
14110542254	54	22	54
14110542854	54	28	54
14110543554	54	35	54
14110544254	54	42	54

WRAS APPROVED PRODUCT

Female x Female Threaded, BSPP x Female, EPDM Seal

3102	Size mm	Thread	Size mm
12120151215	15	1/2"	15
12120153815	15	3/8"	15
12120221222	22	1/2"	22
12120223422	22	3/4"	22
12120281228	28	1/2"	28
12120283428	28	3/4"	28
12120351235	35	1/2"	35
12120353435	35	3/4"	35
12120421242	42	1/2"	42
12120423442	42	3/4"	42
12120543454	54	1/2"	54
12120541254	54	3/4"	54

DVGW

Female x Female Threaded, BSPP x Female, HNBR Gas Approved Seal

3102	Size mm	Thread	Size mm
17120151215	15	1/2"	15
17120153815	15	3/8"	15
17120221222	22	1/2"	22
17120223422	22	3/4"	22
17120281228	28	1/2"	28
17120283428	28	3/4"	28
17120351235	35	1/2"	35
17120353435	35	3/4"	35
17120421242	42	1/2"	42
17120423442	42	3/4"	42
17120541254	54	1/2"	54
17120543454	54	3/4"	54

Female x Female Threaded, BSPP x Female, FKM Seal

3102	Size mm	Thread	Size mm
14120151215	15	1/2"	15
14120153815	15	3/8"	15
14120221222	22	1/2"	22
14120223422	22	3/4"	22
14120281218	28	1/2"	28
14120283428	28	3/4"	28
14120351235	35	1/2"	35
14120353435	35	3/4"	35
14120421242	42	1/2"	42
14120423442	42	3/4"	42
14120541254	54	1/2"	54
14120543454	54	3/4"	54

M-Press Fittings Ltd

Stainless Steel 316L Press Fit Piping System

stainless steel

50 Year Warranty

new product

90° Elbows

WRAS APPROVED PRODUCT

Female x Female, EPDM Seal

3102	Size mm
122001515	15
122002222	22
122002828	28
122003535	35
122004242	42
122005454	54

DVGW

Female x Female, HNBR Gas Approved Seal

3102	Size mm
172001515	15
172002222	22
172002828	28
172003535	35
172004242	42
172005454	54

Female x Female, FKM Seal

3102	Size mm
142001515	15
142002222	22
142002828	28
142003535	35
142004242	42
142005454	54

90° Bends

WRAS APPROVED PRODUCT

Female x Female Threaded, BSPP, EPDM Seal

3102	Size mm	Thread
1232015012	15	1/2"
1232012038	15	3/8"
1232022034	22	3/4"
1232022012	22	1/2"
1232028012	28	1/2"
1232028100	28	1"
1232035012	35	1/2"
1232035114	34	1.1/4"

DVGW

Female x Female Threaded, BSPP, HNBR Gas Approved Seal

3102	Size mm	Thread
1732015012	15	1/2"
1732015038	15	3/8"
1732015034	22	3/4"
1732015012	22	1/2"
1732028012	28	1/2"
1732028100	28	1"
1732035012	35	1/2"
1732035114	34	1.1/4"

Female x Female Threaded, BSPP, FKM Seal

3102	Size mm	Thread
1432015012	15	1/2"
1432015038	15	3/8"
1432022034	22	3/4"
1432022012	22	1/2"
1432028012	28	1/2"
1432028100	28	1"
1432035012	35	1/2"
1432035114	34	1.1/4"

WRAS APPROVED PRODUCT

Female x Male Threaded, BSPP, EPDM Seal

3102	Size mm	Thread
1231015012	15	1/2"
1231015038	15	3/8"
1231022034	22	34"
1231028100	28	1"
1231035114	35	1.1/4"
1231042112	42	1.1/2"
1231054200	54	2"

DVGW

Female x Male Threaded, BSPP, HNBR Gas Approved Seal

3102	Size mm	Thread
1731015012	15	1/2"
1731015038	15	3/8"
1731022034	22	34"
1731028100	28	1"
1731035114	35	1.1/4"
1731042112	42	1.1/2"
1731054200	54	2"

Female x Male Threaded, BSPP, FKM Seal

3102	Size mm	Thread
1431015012	15	1/2"
1431015038	15	3/8"
1431022034	22	34"
1431028100	28	1"
1431035114	35	1.1/4"
1431042112	42	1.1/2"
1431054200	54	2"

EPDM Seals

Temperature: -30°C to +120°C

Pressure: PN16 16 bar

WRAS APPROVED PRODUCT

Description:	Ethylene Propylene Diene Mnomer

HNBR Gas Approved Seals

Temperature: -20°C to +70°C

Pressure: PN5 5 bar

DVGW

DVGW G260 & G262

Description:	Hydrogenated Nitrile Butadiene Rubber

FKM Seals

Temperature: -30°C to +180°C (+230°C for short periods)

Pressure: PN16 16 bar

Description:	Viton Fluroelastomer

Stainless Steel 316L Press Fit Piping System

stainless steel

50 Year Warranty

new product

90° Street Elbows

WRAS APPROVED PRODUCT

Female x Male Plain End, EPDM Seal

3102	Size mm
122101515	15
122102222	22
122102828	28
122103535	35
122104242	42
122105454	54

DVGW

Female x Male Plain End, HNBR Gas Approved Seal

3102	Size mm
172101515	15
172102222	22
172102828	28
172103535	35
172104242	42
172105454	54

Female x Male Plain End, FKM Seal

3102	Size mm
142101515	15
142102222	22
142102828	28
142103535	35
142104242	42
142105454	54

Wallplates

WRAS APPROVED PRODUCT

Female x Female Threaded, BSPP, EPDM Seal

3102	Size mm	Thread
1234015012	15	1/2"
1234022034	22	3/4"

DVGW

Female x Female Threaded, BSPP, HNBR Gas Approved Seal

3102	Size mm	Thread
1734015012	15	1/2"
1734022034	22	3/4"

Female x Female Threaded, BSPP, FKM Seal

3102	Size mm	Thread
1434015012	15	1/2"
1434022034	22	3/4"

Flange Adaptors

WRAS APPROVED PRODUCT

Female PN16, EPDM Seal

3102	Size mm
1240022	22
1240028	28
1240035	35
1240042	42
1240054	54

DVGW

Female PN16, HNBR Gas Approved Seal

3102	Size mm
1740022	22
1740028	28
1740035	35
1740042	42
1740054	54

Female PN16, FKM Seal

3102	Size mm
1440022	22
1440028	28
1440035	35
1440042	42
1440054	54

RIDGID

You might also need...

RIDGID Press Tool

...see page **1744**

M-Press Fittings Ltd

Stainless Steel 316L Press Fit Piping System

stainless steel

50 Year Warranty

new product

Partial Crossovers

Male Plain End x Male Plain End, Formed Pipe

3102	Size mm
123601515	15
123602222	22
123602828	28
123603535	35
123604242	42
123605454	54

90° Bends

Plain Male x Plain Male, Formed Pipe

3102	Size mm
123501515	15
123502222	22
123502828	28
123503535	35
123504242	42
123505454	54

45° Bends

Plain Male x Plain Male, Formed Pipe

3102	Size mm
123801515	15
123802222	22
123802828	28
123803535	35
123804242	42
123805454	54

Pipe

Series 1, 3 Metre Lengths

3102	Size mm	Wall Thickness
129501506-3MTR	15	0.6
129502207-3MTR	22	0.7
129502808-3MTR	28	0.8
129503510-3MTR	35	1.0
2023-9901-3MTR	42	1.1
129505412-3MTR	54	1.2

Series 1, 6 Metre Lengths

DIRECT DELIVERY

3102	Size mm	Wall Thickness
129501506	15	0.6
129502207	22	0.7
129502808	28	0.8
129503510	35	1.0
129504211	42	1.1
129505412	54	1.2

Series 2, 3 Metre Lengths

3102	Size mm	Wall Thickness
129001510-3MTR	15	1.0
129002212-3MTR	22	1.2
129002812-3MTR	28	1.2
129003515-3MTR	35	1.5
129004215-3MTR	42	1.5
129005415-3MTR	54	1.5

Series 2, 6 Metre Lengths

DIRECT DELIVERY

3102	Size mm	Wall Thickness
129001510	15	1.0
129002212	22	1.2
129002812	28	1.2
129003515	35	1.5
129004215	42	1.5
129005415	54	1.5

316L Stainless Steel Press Fit Ball Valves

Working Temperature: -10°C to +120°C

Maximum Working Pressure: 16 bar

WRAS, Female x Female, EPDM Seal

3105	Size mm
SS60015BH	15
SS60022BH	22
SS60028BH	28
SS60035BH	35
SS60042BH	42
SS60054BH	54

Working Temperature: -20°C to +70°C

Maximum Working Pressure: 5 bar

GAS, Female x Female, HNBR Gas Approved Seal

3105	Size mm
SS60015YH	15
SS60022YH	22
SS60028YH	28
SS60035YH	35
SS60042YH	42
SS60054YH	54

M-Press Fittings Ltd

Copper Press Fit Piping System

The M-Press copper ring main system is the leading solution for all copper installation requirements.

Its innovative design and superior quality guarantee a hassle-free installation process and long-lasting performance.

M-Press's copper system is a versatile and reliable solution for a wide range of industrial and domestic applications.

Its innovative design and high-quality construction guarantee a seamless installation process with minimal downtime and complications for the installer.

The system features a range of advanced components and features, including durable copper piping, precision-engineered fittings, and advanced sealing technologies, to ensure maximum performance and reliability in even the most demanding environments.

Whether working on a large industrial project or installing a domestic heating system, M-Press's Copper Press Fit system is the preferred solution for your needs.

Features:

- WRAS certified
- Gas EN331 certified
- Universally compatible with all M-Profile systems
- Reliable and durable press system
- Leak-free performance

Advantages:

- Ease of installation
- Increased productivity
- Removes the need for traditional site hot-work permits
- Wide choice of products and seal types
- Clean and hassle-free handling
- Lightweight system

The M-Press system is manufactured to meet the highest standards and materials:

- ✔ **Fittings:** CW024A according to EN 1254
- ✔ **Threaded fittings:** CC499K according to EN 1282

Trust M-Press to provide a reliable and efficient solution for your ring main installation

M-Press Fittings Ltd

Copper Press Fit Piping System

50 Year Warranty

EPDM Seals

WRAS APPROVED PRODUCT

Material	Copper
Formed Fittings:	CW024A according to EN1254
Threaded Fittings:	CC499K according to EN1282
Pipe:	EN1057
Seal Type:	EPDM
Description:	Ethylene Propylene Diene Mnomer

Temperature: -30°C to +120°C

Pressure: PN16 16 bar

Applications

- Potable water services
- Hydronic heating
- Compressed air
- BCWS (Boosted cold water services)
- Chilled water applications
- Purified water
- Inert gases

Application Services

- Drinking water
- HWS and commercial/domestic heating
- Compressed air (<25mg/M³ compressor oil concentration)
- Risers and plant rooms
- Cooling water (chilled water) with glycol <50% concentration
- Grey water
- Low pressure steam condensate
- Helium, Neon, Argon

HNBR Gas Approved Seals

DVGW DVGW G260 & G262

Material	Copper
Formed Fittings:	CW024A according to EN1254
Threaded Fittings:	CC499K according to EN1282
Pipe:	EN1057
Seal Type:	HNBR
Description:	Hydrogenated Nitrile Butadiene Rubber

Temperature: -20°C to +70°C

Pressure: PN5 5 bar

Applications

- Offshore applications
- Low pressure hydraulic systems
- Hot water supply
- Flammable gases (DVGW G260, 262)
- Inert gases

Application Services

- Methane gas transportation
- Low pressure hydraulic system
- Domestic and commercial heating systems
- Natural gas and LPG
- Helium, Neon, Argon

FKM Seals

Material	Copper
Formed Fittings:	CW024A according to EN1254
Threaded Fittings:	CC499K according to EN1282
Pipe:	EN1057
Seal Type:	FKM
Description:	Viton Fluroelastomer

Temperature: -30°C to +180°C (+230°C for short periods)

Pressure: PN16 16 bar

Applications

- Domestic and commercial solar thermal heating
- Domestic and commercial heating
- Commercial steam condensate
- Industrial compressed air
- Acidic transportation
- Hydraulic applications
- Oil and fuels

Application Services

- High temperature heating and hot water systems
- Commercial warehouse/ Large area heating systems
- Low pressure steam condensate
- Industrial compressed air systems (>25mg/M³ compressor oil concentration)
- Some acid solutions
- Hydraulic oils
- Heavy oil and fuel transportation (Kerosene, Parafin, Diesel)
- Please enquire for exact suitability



50 Year Warranty

Adaptors

WRAS APPROVED PRODUCT

Female x Female Threaded, BSPP, EPDM Seal

3104	Size mm	Thread
6802015012	15	1/2"
6802015034	15	3/4"
6802022012	22	1/2"
6802022034	22	3/4"
6802022100	22	1"
6802028034	28	3/4"
6802028100	28	1"
6802035114	35	1.1/4"
6802042112	42	1.1/2"
6802054200	54	2"

DVGW

Female x Female Threaded, BSPP, HNBR Gas Approved Seal

3104	Size mm	Thread
7902015012	15	1/2"
7902015034	15	3/4"
7902022012	22	1/2"
7902022034	22	3/4"
7902022100	22	1"
7902028034	28	3/4"
7902028100	28	1"
7902035114	35	1.1/4"
7902042112	42	1.1/2"
7902054200	54	2"

Female x Female Threaded, BSPP, FKM Seal

3104	Size mm	Thread
8802015012	15	1/2"
8802015034	15	3/4"
8802022012	22	1/2"
8802022034	22	3/4"
8802022100	22	1"
8802028034	28	3/4"
8802028100	28	1"
8802035114	35	1.1/4"
8802042112	42	1.1/2"
8802054200	54	2"

WRAS APPROVED PRODUCT

Female x Female Threaded, BSPP, EPDM Seal

3104	Size mm	Thread
6801015012	15	1/2"
6801015034	15	3/4"
6801022012	22	1/2"
6801022034	22	3/4"
6801022100	22	1"
6801028034	28	3/4"
6801028100	28	1"
6801035114	35	1.1/4"
6801042112	42	1.1/2"
6801054200	54	2"

DVGW

Female x Female Threaded, BSPP, HNBR Gas Approved Seal

3104	Size mm	Thread
7901015012	15	1/2"
7901015034	15	3/4"
7901022012	22	1/2"
7901022034	22	3/4"
7901028100	22	1"
7901035100	28	3/4"
7901035114	28	1"
7901042112	35	1.1/4"
7901054200	42	1.1/2"
7901066212	54	2"

Female x Female Threaded, BSPP, FKM Seal

3104	Size mm	Thread
8801015012	15	1/2"
8801015034	15	3/4"
8801022012	22	1/2"
8801022034	22	3/4"
8801028100	22	1"
8801035100	28	3/4"
8801035114	28	1"
8801042112	35	1.1/4"
8801054200	42	1.1/2"
8801066212	54	2"

Union Adaptors with Flat Seal

WRAS APPROVED PRODUCT

Female x Male Threaded, BSPP, EPDM Seal

3104	Size mm	Thread
6808015012	15	1/2"
6808022034	22	3/4"
6808028100	28	1"
6808035114	35	1.1/4"
6808042112	42	1.1/2"
6808054200	54	2"

DVGW

Female x Male Threaded, BSPP, HNBR Gas Approved Seal

3104	Size mm	Thread
7908015012	15	1/2"
7908022034	22	3/4"
7908028100	28	1"
7908035114	35	1.1/4"
7908042112	42	1.1/2"
7908054200	54	2"

Female x Male Threaded, BSPP, FKM Seal

3104	Size mm	Thread
8808015012	15	1/2"
8808022034	22	3/4"
8808028100	28	1"
8808035114	35	1.1/4"
8808042112	42	1.1/2"
8808054200	54	2"

M-Press Fittings Ltd

Copper Press Fit Piping System

50 Year Warranty

new product

Straight Couplings

Female x Female, EPDM Seal

3104	Size mm
680001515	15
680002222	22
680002828	28
680003535	35
680004242	42
680005454	54

Female x Male Plain End, FKM Seal

3104	Size mm
880001515	15
880002222	22
880002828	28
880003535	35
880004242	42
880005454	54

Slip Couplers

Female x Female, EPDM Seal

3104	Size mm
680401515	15
680402222	22
680402828	28
680403535	35
680404242	42
680405454	54

Female x Male Plain End, FKM Seal

3104	Size mm
880401515	15
880402222	22
880402828	28
880403535	35
880404242	42
880405454	54

Socket Reducers

Female x Male Plain End, EPDM Seal

3104	Size mm	Size mm
684302215	22	15
684302815	28	15
684302822	28	22
684303522	35	22
684303528	35	28
684304222	42	22
684304228	42	28
684304235	42	35
684305435	54	35
684305442	54	42

Female x Male Plain End, FKM Seal

3104	Size mm	Size mm
884302215	22	15
884302815	28	15
884302822	28	22
884303522	35	22
884303528	35	28
884304222	42	22
884304228	42	28
884304235	42	35
884305435	54	35
884305442	54	42

DVGW

Female x Female, HNBR Gas Approved Seal

3104	Size mm
790001515	15
790002222	22
790002828	28
790003535	35
790004242	42
790005454	54

DVGW

Female x Female, HNBR Gas Approved Seal

3104	Size mm
790001515	15
790002222	22
790002828	28
790003535	35
790004242	42
790005454	54

DVGW

Female x Male Plain End, HNBR Gas Approved Seal

3104	Size mm	Size mm
794302215	22	15
794302815	28	15
794302822	28	22
794303522	35	22
794303528	35	28
794304222	42	22
794304228	42	28
794304235	42	35
794305435	54	35
794305442	54	42

End Caps

WRAS APPROVED PRODUCT

Female x End Cap, EPDM Seal

3104	Size mm
6841015	15
6841022	22
6841028	28
6841035	35
6841042	42
6841054	54

DVGW

Female x End Cap, HNBR Gas Approved Seal

3104	Size mm
7941015	15
7941022	22
7941028	28
7941035	35
7941042	42
7941054	54

Female x End Cap, FKM Seal

3104	Size mm
8841015	15
8841022	22
8841028	28
8841035	35
8841042	42
8841054	54

45° Elbows

WRAS APPROVED PRODUCT

Female x Female, EPDM Seal

3104	Size mm
682301515	15
682302222	22
682302828	28
682303535	35
682304242	42
682305454	54

DVGW

Female x Female, HNBR Gas Approved Seal

3104	Size mm
792301515	15
792302222	22
792302828	28
792303535	35
792304242	42
792305454	54

Female x Female, FKM Seal

3104	Size mm
882301515	15
882302222	22
882302828	28
882303535	35
882304242	42
882305454	54

45° Street Elbows

WRAS APPROVED PRODUCT

Female x Male Plain End, EPDM Seal

3104	Size mm
682401515	15
682402222	22
682402828	28
682403535	35
682404242	42
682405454	54

DVGW

Female x Male Plain End, HNBR Gas Approved Seal

3104	Size mm
792401515	15
792402222	22
792402828	28
792403535	35
792404242	42
792405454	54

Female x Male Plain End, FKM Seal

3104	Size mm
882001515	15
882002222	22
882002828	28
882003535	35
882004242	42
882005454	54

EPDM Seals

Temperature: -30°C to +120°C

Pressure: PN16 16 bar

WRAS APPROVED PRODUCT

Description:	Ethylene Propylene Diene Mnomer

HNBR Gas Approved Seals

Temperature: -20°C to +70°C

Pressure: PN5 5 bar

DVGW

DVGW G260 & G262

Description:	Hydrogenated Nitrile Butadiene Rubber

FKM Seals

Temperature: -30°C to +180°C (+230°C for short periods)

Pressure: PN16 16 bar

Description:	Viton Fluroelastomer

Copper Press Fit Piping System

50 Year Warranty

new product

Equal Tees

Female x Female x Female, EPDM Seal

3104	Size mm
68100151515	15
68100222222	22
68100282828	28
68100353535	35
68100424242	42
68100545454	54

Female x Female x Female, HNBR Gas Approved Seal

3104	Size mm
79100151515	15
79100222222	22
79100282828	28
79100353535	35
79100424242	42
79100545454	54

Female x Female x Female, FKM Seal

3104	Size mm
88100151515	15
88100222222	22
88100282828	28
88100353535	35
88100424242	42
88100545454	54

Reducing Tees

Female x Female x Female, EPDM Seal

3104	Size mm	Size mm	Size mm
68110221522	22	15	22
68110282228	28	22	28
68110352235	35	22	35
68110352835	35	28	35
68110422242	42	22	42
68110422842	42	28	42
68110423542	42	35	42
68110542254	54	22	54
68110542854	54	28	54
68110543554	54	35	54
68110544254	54	42	54

Female x Female x Female, HNBR Gas Approved Seal

3104	Size mm	Size mm	Size mm
79110221522	22	15	22
79110282228	28	22	28
79110352235	35	22	35
79110352835	35	28	35
79110422842	42	22	42
79110422842	42	28	42
79110423542	42	35	42
79110542254	54	22	54
79110542854	54	28	54
79110543554	54	35	54
79110544254	54	42	54

Female x Female x Female, FKM Seal

3104	Size mm	Size mm	Size mm
88110221522	22	15	22
88110282228	28	22	28
88110352235	35	22	35
88110352835	35	28	35
88110422242	42	22	42
88110422842	42	28	42
88110423542	42	35	42
88110542254	54	22	54
88110542854	54	28	54
88110543554	54	35	54
88110544254	54	42	54

Female x Female Threaded, BSPP x Female, EPDM Seal

3104	Size mm	Thread	Size mm
68120151215	15	1/2"	15
68120221222	22	1/2"	22
68120223422	22	3/4"	22
68120281228	28	1/2"	28
68120283428	28	3/4"	28
68120351235	35	1/2"	35
68120421242	42	1/2"	42
68120541254	54	1/2"	54

Female x Female Threaded, BSPP x Female, HNBR Gas Approved Seal

3104	Size mm	Thread	Size mm
79120151215	15	1/2"	15
79120221222	22	1/2"	22
79120223422	22	3/4"	22
79120281228	28	1/2"	28
79120283428	28	3/4"	28
79120351235	35	1/2"	35
79120421242	42	1/2"	42
79120541254	54	1/2"	54

Female x Female Threaded, BSPP x Female, FKM Seal

3104	Size mm	Thread	Size mm
88120151215	15	1/2"	15
88120221222	22	1/2"	22
88120223422	22	3/4"	22
88120281228	28	1/2"	28
88120283428	28	3/4"	28
88120351235	35	1/2"	35
88120421242	42	1/2"	42
88120541254	54	1/2"	54

Copper Press Fit Piping System

50 Year Warranty

new product

90° Elbows

WRAS APPROVED PRODUCT

Female x Female, EPDM Seal

3104	Size mm
682001515	15
682002222	22
682002828	28
682003535	35
682004242	42
682005454	54

DVGW

Female x Female, HNBR Gas Approved Seal

3104	Size mm
882001515	15
882002222	22
882002828	28
882003535	35
882004242	42
882005454	54

Female x Female, FKM Seal

3104	Size mm
882301515	15
882302222	22
882302828	28
882303535	35
882304242	42
882305454	54

90° Bends

WRAS APPROVED PRODUCT

Female x Female Threaded, BSPP, EPDM Seal

3104	Size mm	Thread
6832015012	15	1/2"
6832022034	15	3/8"
6832028100	22	3/4"

DVGW

Female x Female Threaded, BSPP, HNBR Gas Approved Seal

3104	Size mm	Thread
7932015012	15	1/2"
7932022034	15	3/8"
7932028100	22	3/4"

Female x Female Threaded, BSPP, FKM Seal

3104	Size mm	Thread
8832015012	15	1/2"
8832022034	15	3/8"
8832028100	22	3/4"

WRAS APPROVED PRODUCT

Female x Male Threaded, BSPP, EPDM Seal

3104	Size mm	Thread
6831015012	15	1/2"
6831022034	22	34
6831028100	28	1

DVGW

Female x Male Threaded, BSPP, HNBR Gas Approved Seal

3104	Size mm	Thread
7931015012	15	1/2"
7931022034	22	34
7931028100	28	1

Female x Male Threaded, BSPP, FKM Seal

3104	Size mm	Thread
8831015012	15	1/2"
8831022034	22	34
8831028100	28	1

EPDM Seals

Temperature: -30°C to +120°C

Pressure: PN16 16 bar

WRAS APPROVED PRODUCT

Description:	Ethylene Propylene Diene Mnomer

HNBR Gas Approved Seals

Temperature: -20°C to +70°C

Pressure: PN5 5 bar

DVGW

DVGW G260 & G262

Description:	Hydrogenated Nitrile Butadiene Rubber

FKM Seals

Temperature: -30°C to +180°C (+230°C for short periods)

Pressure: PN16 16 bar

Description:	Viton Fluroelastomer

M-Press Fittings Ltd

Copper Press Fit Piping System

50 Year Warranty

new product

90° Street Elbows

WRAS APPROVED PRODUCT

Female x Male Plain End, EPDM Seal

3104	Size mm
682101515	15
682102222	22
682102828	28
682103535	35
682104242	42
682105454	54

DVGW

Female x Male Plain End, HNBR Gas Approved Seal

3104	Size mm
792101515	15
792102222	22
792102828	28
792103535	35
792104242	42
792105454	54

Female x Male Plain End, FKM Seal

3104	Size mm
882001515	15
882002222	22
882002828	28
882003535	35
882004242	42
882005454	54

Brass Press Fit Ball Valves

WRAS APPROVED PRODUCT

Working Temperature:
-10°C to +120°C

Maximum Working Pressure:
16 bar

Female x Female, EPDM Seal

3105	Size mm
GP60015PP	15
GP60022PP	22
GP60028PP	28
GP60035PP	35
GP60042PP	42
GP60054PP	54

Plumbing Copper Tube



- 6 metre lengths available upon request.

BS EN1057 R250, 3 Metre Lengths

5072	OD mm	ID mm	Max Pressure PSI	Max Pressure Bar
PCU15	15	13.6	843	59
PCU22	22	20.2	752	51
PCU28	28	26.2	582	40
PCU35	35	32.6	618	43
PCU42	42	39.6	512	35
PCU54	54	51.6	396	27
PCU67	67	64.6	317	22

RIDGID

You might also need...
RIDGID PC 116 Powered Tubing Cutter
...see page **1743**

NIROSAN® STAINLESS STEEL PRESS FIT PIPING SYSTEM

stainless steel

SANHA®

WRAS APPROVED PRODUCT

NiroSan® press system fittings and NiroSa ® system pipes in stainless steel with tool compatibility, leak path feature and 'push and stay' function.

Stainless steel systems from SANHA® can be used universally. The various NiroSan® pipes and NiroSan® press system fittings can be combined with each othe , making them particularly user friendly.

Features

- Pressable with V, M and SA profile
- Suitable for a very broad range of applications
- Long service life of fittings and EPDM sealing ring
- Inseparable, pressure-formed connection
- WRAS tested and certifie
- All fittings and tube are manufactured from 316 L grade stainless steel

Working Temperature:
-30°C to +120°C

Maximum Working Pressures:
Water: 22mm: 40 bar, 28-35mm: 25 bar, 42-54mm: 16 bar
Flammable Gases: 5 bar
Non-flammable/ oxic Gases: 16 bar

Press fittings suitable for both gas and industrial oil applications are available on request

Series 9000, Straights

Female x Male Plain End, Reducer

0473	ID mm	OD mm
692432215	22	15
692432815	28	15
692432822	28	22
692433522	35	22
692433528	35	28
692434228	42	28
692434235	42	35
692435428	54	28
692435435	54	35
692435442	54	42

Tech Sheet 60369

Female x Male Threaded, BSPT

0473	ID mm	Thread
69243G1512	15	1/2"
69243G1534	15	3/4"
69243G221	22	1"
69243G2212	22	1/2"
69243G2234	22	3/4"
69243G281	28	1"
69243G2834	28	3/4"
69243G351	35	1"
69243G35114	35	1.1/4"
69243G42112	42	1.1/2"
69243G542	54	2"

Tech Sheet 60369

Male Plain End x Female Threaded, BSPT

0473	ID mm	Thread
69246G1512	15	1/2"
69246G2212	22	1/2"
69246G2234	22	3/4"
69246G2834	28	3/4"

Tech Sheet 60369

Male Plain End x Male Threaded, BSPT

0473	OD mm	Thread
69280G1512	15	1/2"
69280G2212	22	1/2"
69280G2234	22	3/4"
69280G281	28	1"

Tech Sheet 60369

Coupling

0473	ID mm
6927015	15
6927022	22
6927028	28
6927035	35
6927042	42
6927054	54

Tech Sheet 60369

Slip Coupling

0473	ID mm
69270S15	15
69270S22	22
69270S28	28
69270S35	35
69270S42	42
69270S54	54

Tech Sheet 60369

Female End x Female Threaded, BSPT

0473	ID mm	Thread
69270G1512	15	1/2"
69270G2212	22	1/2"
69270G2234	22	3/4"
69270G281	28	1"
69270G2834	28	3/4"
69270G35114	35	1.1/4"
69270G42112	42	1.1/2"
69270G542	54	2"

Tech Sheet 60369

Female End x Female Threaded, with Flat Centellen Seal, BSPP

0473	ID mm	Thread
69359M1512	15	1/2"
69359M1534	25	3/4"
69359M221	22	1"
69359M28114	28	1.1/4"
69359M35112	35	1.1/2"
69359M42134	42	1.3/4"

Tech Sheet 60369

Series 9000, End Caps

Female

0473	ID mm
6930115	15
6930122	22
6930128	28
6930135	35

Tech Sheet 60369

Series 9000, Tube

6 Metre Lengths

0473	ID mm
6960015	15
6960022	22
6960028	28
6960035	35
6960042	42
6960054	54

Tech Sheet 60369

NIROSAN® STAINLESS STEEL PRESS FIT PIPING SYSTEM

stainless steel

SANHA

WRAS APPROVED PRODUCT

Series 9000, Tees

Equal

0473	ID mm
6913015	15
6913022	22
6913028	28
6913035	35
6913042	42
6913054	54
Tech Sheet 60369	

Reducing

0473	ID mm	ID mm
69130221522	22	15
69130281528	28	15
69130352235	35	22
69130352835	35	28
69130422242	42	22
69130422842	42	28
69130423542	42	35
69130542254	54	22
69130542854	54	28
69130543554	54	35
69130544254	54	42
Tech Sheet 60369		

Female Threaded Centre Leg, BSPT

0473	ID mm	Thread
69130G151215	15	1/2"
69130G221222	22	1/2"
69130G223422	22	3/4"
69130G281228	28	1/2"
69130G283428	28	3/4"
69130G351235	35	1/2"
69130G353435	35	3/4"
69130G421242	42	1/2"
69130G541254	54	1/2"
Tech Sheet 60369		

Press fittings suitable for both gas and industrial oil applications are available on request.

Series 9000, 90º Elbows

Female x Male Plain End

0473	ID mm	OD mm
69001A15	15	15
69001A22	22	22
69001A28	28	28
69001A35	35	35
69001A42	42	42
69001A54	54	54
Tech Sheet 60369		

Female x Male Plain End, Long

0473	ID mm	OD mm
69001L15	15	15
69001L22	22	22
69001L28	28	28
69001L35	35	35
69001L42	42	42
69001L54	54	54
Tech Sheet 60369		

Equal Female

0473	ID mm
69002A15	15
69002A22	22
69002A28	28
69002A35	35
69002A42	42
69002A54	54
Tech Sheet 60369	

Female x Male Thread, BSPT

0473	ID mm	Thread
69002AG1512	15	1/2"
69002AG2234	22	3/4"
Tech Sheet 60369		

Female x Female Thread, BSPT

0473	ID mm	Thread
69002G1512	15	1/2"
69002G2234	22	3/4"
Tech Sheet 60369		

Compact, Female x Female Thread, BSPT

0473	ID mm	Thread
69090IG1512	15	1/2"
69090IG2234	22	3/4"
Tech Sheet 60369		

Compact, Female x Male Thread, BSPT

0473	ID mm	Thread
69092AG1512	15	1/2"
69092AG2234	22	3/4"
69092AG281	28	1"
Tech Sheet 60369		

Series 9000, 45º Elbows

Female x Male Plain End

0473	ID mm	OD mm
6904015	15	15
6904022	22	22
6904028	28	28
6904035	35	35
6904042	42	42
6904054	54	54
Tech Sheet 60369		

Female x Female

0473	ID mm
6904115	15
6904122	22
6904128	28
6904135	35
6904142	42
6904154	54
Tech Sheet 60369	

1 Hydraulics 3-284

2 Hydraulic Quick Release Couplings 285-320

3 Pneumatic Quick Release Couplings 321-406

4 Monitor & Test 407-446

5 Pneumatic & Vacuum 447-762

6 Push-in Fittings & Tubing 763-918

7 Valves & Actuation 919-1060

8 Ring Main 1061-1136

9 Hose Tails, Adaptors, Fittings & Manifolds 1137-1224

10 Stainless Steel 1225-1332

11 Malleable Iron 1333-1398

12 Hose, Couplings, Ducting & Hose Reels 1399-1510

13 Clips & Clamps 1511-1558

14 Paint, Sprays & Adhesives 1559-1590

15 Blow Guns, Vacuum & Nozzles 1591-1616

16 Fuelling, Lubrication, Wash Down & Misting 1617-1696

17 Compressors & Air Tools 1697-1726

18 Hand Tools & PPE 1727-1765

SECTION 9

Hose Tails, Adaptors, Fittings & Manifolds

9.01 Hose Tails 1137-1154

9.02 Quick Fit Fittings 1155-1164

9.03 Adaptors 1165-1194

9.04 Flanges & Gaskets 1195

9.05 Compression Fittings & Copper Tube 1196-1215

9.06 Plumbing Compression Fittings 1216-1219

9.07 Manifolds 1220-1224

SECTION 9

9.01 Hose Tails

1137-1154

- Nickel Plated Brass & Brass Hose Tails
- Push-on Hose Adaptors
- Polypropylene Hose Tails Adaptors
- Nylon Hose Tails
- PVDF Hose Tails
- Plastic Hose Tails
- Emergency Hose Connector Set
- Oxy-acetylene Fittings

9.02 Quick Fit Fittings

1155-1164

- Miniature Fittings M3-M6
- Brass Quick-fit Fitting
- Flow Regulators
- Finger-tight Fittings
- Polypropylene Quick-Fit Fittings
- PVDF Quick-Fit Fittings



9.03 Adaptors

1165-1194

- Brass Adaptors
- Nickel Plated Brass Adaptors
- Polypropylene Hose Adaptors
- Nylon Adaptors
- PVDF Adaptors
- 3000lb Forged Pipe Fittings, ANSI B16.11
- 150lb 316 Stainless Steel Pipe Fittings
- 3000lb 316 Stainless Steel Pipe Fittings
- Tubing
- BS TYPE, 316L Hygienic Pipe Fittings
- Hygienic Clamp Fittings
- RJT Couplings



9.04 Flanges & Gaskets

1195

- 3000lb 316 Stainless Steel Pipe Fittings

Hose Tails, Adaptors, Fittings & Manifolds

9.05 Compression Fittings & Copper Tube

1196-1215

- Brass Compression Fittings
- Enots Compression Fittings
- Nickel Plated Compression Fittings
- Copper Tubing
- Bundy Tubing
- PVC Covered Copper Tube
- Polyethylene Pipe Insulation

9.06 Plumbing Compression Fittings

1216-1219

- Brass Plumbing Compression Fittings
- Solder Ring
- End Feed Fittings

9.07 Manifolds

1220-1224

- Distribution Manifolds
- Aluminium Manifolds
- Brass Manifolds
- Minifolds

NICKEL PLATED BRASS & BRASS HOSE TAILS

This technical data is applicable to the full range of hose tail fittings and airline fittings including tees, elbows, reducers and silencers etc.

Threads:
Tapered in conformity with ISO 7.1, BS 21, DIN 2999. Parallel in conformity with ISO 228 class A. Metric in conformity with ISO R/262.

Media:
Compressed air, water, oils and fluids for hydraulics and pneumatic fields.

N.B. Safe pressures and temperatures depend entirely on the tubes being used, for this reason the values must be determined in accordance with the tube features.





Straight Hose Tails, Brass



Male Thread, BSPT

1010	Thread	To Suit Hose ID	To Suit Hose ID mm
GT10/04K	1/8″	1/8″	4
GT10/05K	1/8″	3/16″	5
GT10/06K	1/8″	1/4″	6
GT10/08K	1/8″	5/16″	8
GT10/09K	1/8″	3/8″	9
GT10/13K	1/8″	1/2″	13
GT13/04K	1/4″	1/8″	4
GT13/05K	1/4″	3/16″	5
GT13/06K	1/4″	1/4″	6
GT13/08K	1/4″	5/16″	8
GT13/09K	1/4″	3/8″	9
GT13/13K	1/4″	1/2″	13
GT13/16K	1/4″	5/8″	16
GT13/19K	1/4″	3/4″	19
GT17/05K	3/8″	3/16″	5
GT17/06K	3/8″	1/4″	6
GT17/08K	3/8″	5/16″	8
GT17/09K	3/8″	3/8″	9
GT17/13K	3/8″	1/2″	13
GT17/16K	3/8″	5/8″	16
GT17/19K	3/8″	3/4″	19
GT21/05K	1/2″	3/16″	5
GT21/06K	1/2″	1/4″	6
GT21/08K	1/2″	5/16″	8
GT21/09K	1/2″	3/8″	9
GT21/13K	1/2″	1/2″	13
GT21/16K	1/2″	5/8″	16
GT21/19K	1/2″	3/4″	19
GT21/25K	1/2″	1″	25
GT23/16K	5/8″	5/8″	16
GT26/06K	3/4″	1/4″	6
GT26/08K	3/4″	5/16″	8
GT26/09K	3/4″	3/8″	9
GT26/13K	3/4″	1/2″	13
GT26/16K	3/4″	5/8″	16
GT26/19K	3/4″	3/4″	19
GT26/25K	3/4″	1″	25
GT26/31K	3/4″	1.1/4″	31
GT33/13K	1″	1/2″	13
GT33/16K	1″	5/8″	16
GT33/19K	1″	3/4″	19
GT33/25K	1″	1″	25
GT33/31K	1″	1.1/4″	31
GT33/38K	1″	1.1/2″	38
GT42/19K	1.1/4″	3/4″	19
GT42/25K	1.1/4″	1″	25
GT42/31K	1.1/4″	1.1/4″	31
GT48/31K	1.1/2″	1.1/4″	31
GT48/38K	1.1/2″	1.1/2″	38
GT48/50K	1.1/2″	2″	50
GT52/38K	2″	1.1/2″	38
GT52/50K	2″	2″	50
GT56/53K	2.1/2″	2.1/2″	53
GT60/58K	3″	3″	58

Tech Sheet 20089

Straight Hose Tails, Nickel Plated Brass

Male Thread, BSPT

1010	Thread	To Suit Hose ID	To Suit Hose ID mm
GT10/04KNP	1/8″	1/8″	4
GT10/05KNP	1/8″	3/16″	5
GT10/06KNP	1/8″	1/4″	6
GT10/08KNP	1/8″	5/16″	8
GT10/09KNP	1/8″	3/8″	9
GT13/04KNP	1/4″	1/8″	4
GT13/05KNP	1/4″	3/16″	5
GT13/06KNP	1/4″	1/4″	6
GT13/08KNP	1/4″	5/16″	8
GT13/09KNP	1/4″	3/8″	9
GT13/13KNP	1/4″	1/2″	13
GT13/16KNP	1/4″	5/8″	16
GT17/05KNP	3/8″	3/16″	5
GT17/06KNP	3/8″	1/4″	6
GT17/08KNP	3/8″	5/16″	8
GT17/09KNP	3/8″	3/8″	9
GT17/13KNP	3/8″	1/2″	13
GT17/16KNP	3/8″	5/8″	16
GT17/19KNP	3/8″	3/4″	19
GT21/06KNP	1/2″	1/4″	6
GT21/08KNP	1/2″	5/16″	8
GT21/09KNP	1/2″	3/8″	9
GT21/13KNP	1/2″	1/2″	13
GT21/16KNP	1/2″	5/8″	16
GT21/19KNP	1/2″	3/4″	19
GT21/25KNP	1/2″	1″	25
GT26/09KNP	3/4″	3/8″	9
GT26/13KNP	3/4″	1/2″	13
GT26/16KNP	3/4″	5/8″	16
GT26/19KNP	3/4″	3/4″	19
GT26/25KNP	3/4″	1″	25
GT33/13KNP	1″	1/2″	13
GT33/19KNP	1″	3/4″	19
GT33/25KNP	1″	1″	25
GT33/38KNP	1″	1.1/2″	38
GT33/31KNP	1″	1.1/4″	31
GT42/25KNP	1.1/4″	1″	25
GT42/31KNP	1.1/4″	1.1/4″	31
GT48/38KNP	1.1/2″	1.1/2″	38
GT48/50KNP	1.1/2″	2″	50
GT52/38KNP	2″	1.1/2″	38
GT52/50KNP	2″	2″	50

Tech Sheet 20089

HOSE TAILS

Straight Hose Tails, Brass

Male Thread, BSPP

1010	Thread	To Suit Hose ID mm
GBP-34	3/4″	20
GBP-1	1″	25
GBP-114	1.1/4″	32
GBP-2	2″	50

Male Thread, Metric

1010	Thread	To Suit Hose ID mm
MHM5/03	M5 x 0.8	3
MHM5/04	M5 x 0.8	4
MHM6/04	M6 x 1.0	4
MHM8/04	M8 x 1.0	6
MHM10/04	M10 x 1.0	6
MHM10/05	M10 x 1.0	8
MHM10/06	M10 x 1.0	10
MHM12/04	M12 x 1.5	6
MHM12/05	M12 x 1.5	8
MHM12/06	M12 x 1.5	10
MHM14/06	M14 x 1.5	10
MHM16/06	M16 x 1.5	10
MHM16/08	M16 x 1.5	12
MHM18/06	M18 x 1.5	10
MHM18/08	M18 x 1.5	12
MHM22/08	M22 x 1.5	12
MHM22/12	M22 x 1.5	19

Male Thread, 60˚ Coned Seat, BSPP

1010	Thread	To Suit Hose ID
GT05/03	M5	3mm
GT05/04	M5	4mm
GT06/04	M6	4mm
GT10/04	1/8″	1/8″
GT10/05	1/8″	3/16″
GT10/06	1/8″	1/4″
GT10/08	1/8″	5/16″
GT10/09	1/8″	3/8″
GT13/05	1/4″	3/16″
GT13/04	1/4″	1/8″
GT13/06	1/4″	1/4″
GT13/08	1/4″	5/16″
GT13/09	1/4″	3/8″
GT13/13	1/4″	1/2″
GT17/06	3/8″	1/4″
GT17/08	3/8″	5/16″
GT17/09	3/8″	3/8″
GT17/13	3/8″	1/2″
GT17/16	3/8″	5/8″
GT17/19	3/8″	3/4″
GT21/06	1/2″	1/4″
GT21/08	1/2″	5/16″
GT21/09	1/2″	3/8″
GT21/13	1/2″	1/2″
GT21/16	1/2″	5/8″
GT21/19	1/2″	3/4″
GT21/25	1/2″	1″
GT26/06	3/4″	1/4″
GT26/08	3/4″	5/16″
GT26/10	3/4″	3/8″
GT26/13	3/4″	1/2″
GT26/16	3/4″	5/8″
GT26/19	3/4″	3/4″
GT26/25	3/4″	1″
GT33/13	1″	1/2″
GT33/19	1″	3/4″
GT33/25	1″	1″
GT33/32	1″	1.1/4″
GT42/25	1.1/4″	1″
GT42/32	1.1/4″	1.1/4″
GT42/38	1.1/4″	1.1/2″
GT48/38	1.1/2″	1.1/2″
GT52/50	2″	2″



Male Thread, NPT

1010	Thread	To Suit Hose ID mm
650-1003	1/8″	3
650-1004	1/8″	4
650-1005	1/8″	5
650-1006	1/8″	6
650-1008	1/8″	8
650-1010	1/8″	10
650-1305	1/4″	5
650-1306	1/4″	6
650-1308	1/4″	8
650-1310	1/4″	10
650-1312	1/4″	12
650-1706	3/8″	6
650-1708	3/8″	8
650-1710	3/8″	10
650-1713	3/8″	13
650-1716	3/8″	16
650-1719	3/8″	19
650-2106	1/2″	6
650-2108	1/2″	8
650-2110	1/2″	10
650-2113	1/2″	13
650-2116	1/2″	16
650-2119	1/2″	19
650-2125	1/2″	25
650-2612	3/4″	12
650-2616	3/4″	16
650-2625	3/4″	25
650-2632	3/4″	32
650-3312	1″	12
650-3316	1″	16
650-3319	1″	19
650-3325	1″	25
650-3332	1″	32
650-4219	1.1/4″	19
650-4225	1.1/4″	25
650-4232	1.1/4″	32
650-4238	1.1/4″	38
650-4838	1.1/2″	38

Straight Hose Tails, Brass

Male Thread, NPT, Ball Swivel Joints

1010	Thread	To Suit Hose ID
BSJ-IW13	1⁄4 " x 1/4"	-
BSJ-TF06	1/4"	1/4"
BSJ-TF08	1/4"	5/16"
BSJ-TF10	1/4"	3/8"

Female Thread, BSPP

1010	Thread	To Suit Hose ID
FFH02/03	1/8"	3/16"
FFH02/04	1/8"	1/4"
FFH02/05	1/8"	5/16"
FFH02/06	1/8"	3/8"
FFH04/03	1/4"	3/16"
FFH04/04	1/4"	1/4"
FFH04/05	1/4"	5/16"
FFH04/06	1/4"	3/8"
FFH06/04	3/8"	1/4"
FFH06/05	3/8"	5/16"
FFH06/06	3/8"	3/8"
FFH06/08	3/8"	1/2"
FFH08/04	1/2"	1/4"
FFH08/05	1/2"	5/16"
FFH08/06	1/2"	3/8"
FFH08/08	1/2"	1/2"
FFH08/10	1/2"	5/8"
FFH08/12	1/2"	3/4"
FFH08/16	1/2"	1"

Straight Swivel Hose Tails, Brass

Swivel Female Thread, 60° Coned Seat, BSPP

1010	Thread	To Suit Hose ID
FH10/18	1/8"	1/8"
FH10/316	1/8"	3/16"
FH13/18	1/4"	1/8"
FH13/316	1/4"	3/16"
FH13/14	1/4"	1/4"
FH13/516	1/4"	5/16"
FH13/38	1/4"	3/8"
FH17/14	3/8"	1/4"
FH17/516	3/8"	5/16"
FH17/38	3/8"	3/8"
FH17/12	3/8"	1/2"
FH21/14	1/2"	1/4"
FH21/516	1/2"	5/16"
FH21/38	1/2"	3/8"
FH21/12	1/2"	1/2"
FH26/12	3/4"	1/2"
FH26/34	3/4"	3/4"
FH33/12	1"	1/2"
FH33/58	1"	5/8"
FH33/34	1"	3/4"
FH33/1	1"	1"
FH42/114	1.1/4"	1.1/4"
FH48/114	1.1/2"	1.1/4"
FH48/112	1.1/2"	1.1/2"
FH52/2	2"	2"

Swivel Female Thread, Flat Faced Seat with Washer, BSPP

1010	Thread	To Suit Hose ID
FH10/18FF	1/8"	1/8"
FH10/316FF	1/8"	3/16"
FH10/14FF	1/8"	1/4"
FH13/316FF	1/4"	3/16"
FH13/14FF	1/4"	1/4"
FH13/516FF	1/4"	5/16"
FH13/38FF	1/4"	3/8"
FH17/14FF	3/8"	1/4"
FH17/516FF	3/8"	5/16"
FH17/38FF	3/8"	3/8"
FH17/12FF	3/8"	1/2"
FH21/14FF	1/2"	1/4" (6)
FH21/516FF	1/2"	5/16"
FH21/38FF	1/2"	3/8"
FH21/12FF	1/2"	1/2"
FH21/58FF	1/2"	5/8"
FH26/12FF	3/4"	3/8" (10)
FH26/12FF	3/4"	1/2"
FH26/58FF	3/4"	5/8"
FH26/34FF	3/4"	3/4"
FH33/12FF	1"	1/2" (12)
FH33/34FF	1"	3/4" (19)
FH33/1FF	1"	1"
FH42/114FF	1.1/4"	1.1/4"
FH48/112FF	1.1/2"	1.1/2"
FH52/2FF	2"	2"



For **Brass Adaptors**
…see pages **1165-1176**

HOSE TAILS

Elbow Hose Tails, Brass

Male Thread, BSPT

1010	Thread	To Suit Hose ID mm
600-1008	1/8″	8
600-1306	1/4″	6
600-1308	1/4″	8
600-1310	1/4″	10
600-1708	3/8″	8
600-1710	3/8″	10

Swivel Female Thread, Coned Seat, BSPP

1010	Thread	To Suit Hose ID mm
628-1006	1/8″	6
628-1305	1/4″	5
628-1306	1/4″	6
628-1308	1/4″	8
628-1310	1/4″	10
628-1706	3/8″	6
628-1708	3/8″	8
628-1710	3/8″	10
628-2110	1/2″	10
628-2112	1/2″	12

Female Thread, BSPP

1010	Thread	To Suit Hose ID	To Suit Hose ID mm
FET14-516	1/4″	5/16″	8
FET14-38	1/4″	3/8″	10
FET38-38	3/8″	3/8″	10
FET38-12	3/8″	1/2″	13

Tech Sheet 20182

Male Thread, BSPT

1010	Thread	To Suit Hose ID	To Suit Hose ID mm
EHT-18-6	1/8″	1/4″	6
EHT-18-8	1/8″	5/16″	8
EHT-18-10	1/8″	3/8″	10
EHT-14-6	1/4″	1/4″	6
EHT-14-8	1/4″	5/16″	8
EHT-14-10	1/4″	3/8″	10
EHT-14-13	1/4″	1/2″	13
EHT-38-6	3/8″	1/4″	6
EHT-38-8	3/8″	5/16″	8
EHT-38-10	3/8″	3/8″	10
EHT-38-13	3/8″	1/2″	13
EHT-12-8	1/2″	5/16″	8
EHT-12-10	1/2″	3/8″	10
EHT-12-13	1/2″	1/2″	13

Tech Sheet 20349

Y Hose Tails, Brass

1010	To Suit Hose ID	To Suit Hose ID mm
2020-1940	3/16″	5
2020-1943	1/4″	6
2020-1950	5/16″	8
2020-1968	3/8″	10
2020-1976	1/2″	12

Cross Hose Tails, Brass



1010	To Suit Hose ID	To Suit Hose ID mm
2020-1901	1/4″	6
2020-1919	5/16″	8
2020-1927	3/8″	10
2020-1935	1/2″	12

Tech Sheet 20349

Tee Hose Tails, Brass

Single Barbed

1010	To Suit Hose ID	To Suit Hose ID mm
620-2108	5/16″	8
620-2110	3/8″	10
620-2112	1/2″	12

Multi Barbed

1010	To Suit Hose ID	To Suit Hose ID mm
THT-5	3/16″	5
THT-6	1/4″	6
THT-8	5/16″	8
THT-10	3/8″	10
THT-13	1/2″	13
HRCT12	3/4″	19

Tech Sheet 20348

Hose Joiners, Brass

Equal

0422	To Suit Hose ID
DS04/04	1/8″
DS05/05	3/16″
DS06/06	1/4″
DS08/08	5/16″
DS09/09	3/8″
DS13/13	1/2″
DS16/16	5/8″
DS19/19	3/4″
DS25/25	1″
DS31/31	1.1/4″
DS38/38	1.1/2″
DS50/50	2″

Unequal

0422	To Suit Hose ID	To Suit Hose ID
DS09/06	3/8″	1/4″
DS13/06	1/2″	1/4″
DS13/08	1/2″	5/16″
DS13/09	1/2″	3/8″
DS16/09	5/8″	3/8″
DS16/13	5/8″	1/2″
DS19/09	3/4″	3/8″
DS19/13	3/4″	1/2″
DS19/16	3/4″	5/8″
DS25/19	1″	3/4″

Metric Stand Pipe

0422	Stand Pipe mm	To Suit Hose ID mm
CL15-10	15	10

Soldering Nut & Nipple

Female Thread, BSPP

0447	Thread	To Suit Hose ID
SN02/03	1/8″	3/16″
SN04/04	1/4″	1/4″
SN04/05	1/4″	5/16″
SN06/06	3/8″	3/8″
SN08/08	1/2″	1/2″
SN12/12	3/4″	3/4″

Straight Hose Tails, Nickel Plated Brass

Male Thread, BSPT

0422	Thread	To Suit Hose ID mm
3040-4-1/8	1/8″	4
3040-6-1/8	1/8″	6
3040-7-1/8	1/8″	7
3040-8-1/8	1/8″	8
3040-9-1/8	1/8″	9
3040-10-1/8	1/8″	10
3040-6-1/4	1/4″	6
3040-7-1/4	1/4″	7
3040-8-1/4	1/4″	8
3040-9-1/4	1/4″	9
3040-10-1/4	1/4″	10
3040-12-1/4	1/4″	12
3040-8-3/8	3/8″	8
3040-9-3/8	3/8″	9
3040-10-3/8	3/8″	10
3040-12-3/8	3/8″	12
3040-14-3/8	3/8″	14
3040-16-3/8	3/8″	16
3040-17-3/8	3/8″	17
3040-18-3/8	3/8″	18
3040-20-3/8	3/8″	20
3040-9-1/2	1/2″	9
3040-10-1/2	1/2″	10
3040-12-1/2	1/2″	12
3040-14-1/2	1/2″	14
3040-15-1/2	1/2″	15
3040-16-1/2	1/2″	16
3040-17-1/2	1/2″	17
3040-18-1/2	1/2″	18
3040-20-1/2	1/2″	20
3040-16-3/4	3/4″	16
3040-18-3/4	3/4″	18
3040-20-3/4	3/4″	20
3040-25-3/4	3/4″	25
3040-25-1	1″	25
Tech Sheet 10700		



Male Thread, BSPP

0422	Thread	To Suit Hose ID mm
3045-4.5-M5	M5	4.5
3045-4-1/8	1/8″	4
3045-6-1/8	1/8″	6
3045-7-1/8	1/8″	7
3045-8-1/8	1/8″	8
3045-9-1/8	1/8″	9
3045-6-1/4	1/4″	6
3045-7-1/4	1/4″	7
3045-8-1/4	1/4″	8
3045-9-1/4	1/4″	9
3045-12-1/4	1/4″	12
3045-9-3/8	3/8″	9
3045-12-3/8	3/8″	12
3045-17-3/8	3/8″	17
3045-9-1/2	1/2″	9
3045-12-1/2	1/2″	12
3045-15-1/2	1/2″	15
3045-17-1/2	1/2″	17
Tech Sheet 10701		

Male Thread, BSPT

5003	Thread	To Suit Hose ID mm
MC3/4-19	3/4″	19
MC1-25	1″	25



Female Thread, BSPP

0422	Thread	To Suit Hose ID mm
FHT6/10	1/8″	6
FHT6/13	1/4″	6
FHT7/10	1/8″	7
FHT7/13	1/4″	7
FHT8/13	1/4″	8
FHT9/13	1/4″	9
FHT9/17	3/8″	9
FHT10/13	1/4″	10
FHT10/17	3/8″	10
FHT12/17	3/8″	12
FHT12/21	1/2″	12
Tech Sheet 10702		

Elbow Hose Tails, Nickel Plated Brass

Male Thread, BSPT

1020	Thread	To Suit Hose ID	To Suit Hose ID mm
3055-6-1/8	1/8″	1/4″	6
3055-6-1/4	1/4″	1/4″	6
3055-9-1/4	1/4″	3/8″	9
Tech Sheet 10702			

For **Hydraulic Hose Range**
…see pages **6-14**



HOSE TAILS

Straight Hose Tails, Steel Zinc Plated



Male Thread, BSPP

1011	Thread	To Suit Hose ID
2049-1460	3/8″	3/8″
2049-1478	1/2″	1/2″
2049-1502	3/4″	3/4″
2049-1528	1″	1″



Male Thread, BSPT, Safety Locking Collar

1011	Thread	To Suit Hose ID
SMH18-14	1/8″	1/4″
SMH14-38	1/4″	3/8″
SMH14-12	1/4″	1/2″
SMH38-14	3/8″	1/4″
SMH12-38	1/2″	3/8″
SMH12-12	1/2″	1/2″
SMH12-34	1/2″	3/4″
SMH34-12	3/4″	1/2″
SMH34-34	3/4″	3/4″
SMH01-01	1″	1″

Male Thread, BSPT

1011	Thread	To Suit Hose ID
2049-1536	1/4″	1/4″
2049-1537	1/4″	5/16″
2052-8998	1/4″	3/8″
2049-1538	1/4″	1/2″
2049-1539	3/8″	1/4″
2049-1540	3/8″	5/16″
2049-1544	3/8″	3/8″
2052-9020	3/8″	1/2″
2052-9038	1/2″	3/8″
2049-1551	1/2″	1/2″
2052-9046	3/4″	1/2″
2052-9053	3/4″	1″
2049-1577	1″	1″

Swivel Female Thread, Flat Faced Seat with Washer, BSPP

1011	Thread	To Suit Hose ID
2049-1585	1/2″	1/2″
2049-1593	3/4″	3/4″
2049-1601	1″	1″
2049-1619	1.1/4″	1.1/4″



Swivel Female Thread, Coned Seat, BSPP

1011	Thread	To Suit Hose ID
2049-1630	1/4″	1/4″
2049-1633	1/4″	5/16″
2049-1638	1/4″	3/8″
2049-1640	3/8″	3/8″
2049-1643	1/2″	1/2″
2049-1668	3/4″	3/4″
2049-1684	1″	1″

Straight Hose Tail, Steel Plated

Swivel Male Thread, BSPT

1011	Thread	To Suit Hose ID
MH04/04S	1/4″	1/4″

Hose Joiners, Steel

Equal

1011	To Suit Hose ID
SHRC04/04	1/4″
SHRC05/05	5/16″

For **Combination Nipples**
…see page **1497**

HOSE TAILS

Straight Hose Tails, Aluminium



- These lightweight hose tails are manufactured to a high strength specification with a lower cost in comparison to its brass alternative.
- Tapered in conformity with ISO 7.1, BS 21, DIN 2999.
- Has the appearance of brass.
- Lightweight.
- General use for compressed air, pneumatics, oils and fluids.

Male Thread, BSPT

0383	Thread	To Suit Hose ID
AGT13/06K	1/4"	1/4"
AGT13/08K	1/4"	5/16"
AGT13/09K	1/4"	3/8"
AGT13/13K	1/4"	1/2"
AGT17/09K	3/8"	3/8"
AGT17/13K	3/8"	1/2"
AGT21/13K	1/2"	1/2"
AGT21/19K	1/2"	3/4"
AGT26/19K	3/4"	3/4"
AGT33/25K	1"	1"

N.B. Safe pressures and temperatures depend entirely on the hose being used, for this reason the values must be determined in accordance with the hose features.

Working Temperature:
0°C to +80°C

Maximum Working Pressure
10 bar

PUSH-ON HOSE ADAPTORS

Threads: Metric conforming to ISO R/262
Application: Flexible plastic tubes
Materials: Technopolymer body, Brass hose adaptor
Medium: Compressed air

Working Temperature: -10°C to +80°C

Maximum Working Pressure: 10 bar
Vacuum: -0.99 bar

Elbow Hose Adaptor

Tube x Tube

1020	To Suit Hose ID mm
1513-2	2
1513-3	3
1513-4	4
1513-6	6
Tech Sheet 983	

Tee Hose Adaptor

Tube x Tube

1020	To Suit Hose ID mm
1523-2	2
1523-3	3
1523-4	4
1523-6	6
Tech Sheet 983	

Straight Male Hose Adaptor

Tube x Metric

1020	To Suit Hose ID mm	Thread
1500-2	2	M5
1500-3	3	M5
1500-4	4	M5
1500-6	6	M5
Tech Sheet 983		

Straight Hose Adaptor

Tube x Tube

1020	Hose ID mm A	To Suit Hose ID mm B:
1504-22	2	2
1504-32	3	2
1504-33	3	3
1504-43	4	3
1504-44	4	4
1504-64	6	4
1504-66	6	6
Tech Sheet 983		

For **Compression Fittings**
…see pages **1209-1211**

POLYPROPYLENE HOSE TAILS ADAPTORS

Maximum Working Temperature: +80°C

Maximum Working Pressure: 8 bar

Threaded Studs

Male BSPP x Barb OD

0679	OD mm	Thread
28PHA01	6	1/4"
28PHA04	10	3/8"
28PHA05	12	3/8"
28PHA06	16	3/8"
28PHA08	13	1/2"
28PHA09	16	1/2"
28PHA10	20	1/2"
28PHA11	10	3/4"
28PHA12	13	3/4"
28PHA13	16	3/4"
28PHA14	20	3/4"
28PHA15	25	3/4"
28PHA16	20	1"
28PHA17	25	1"
28PHA18	32	1"
28PHA18A	20	1.1/4"
28PHA19	25	1.1/4"
28PHA20	32	1.1/4"
28PHA21	40	1.1/4"
28PHA22	38	1.1/2"
28PHA22A	40	1.1/2"
28PHA23	50	1.1/2"
28PHA24	50	2"
Tech Sheet 68762		

Fixed Female BSPP x Barb OD

0679	OD mm	Thread
28PHA50	16	3/4"
28PHA51	20	3/4"
Tech Sheet 68762		

Female BSPP, Nut Liner & Seal x Barb OD

0679	OD mm	Thread
28PHA38	10	3/8"
28PHA39	13	1/2"
28PHA40	10	3/4"
28PHA40A	13	3/4"
28PHA40B	16	3/4"
28PHA40C	20	3/4"
28PHA41A	20	1"
28PHA41B	25	1"
28PHA42	20	1.1/4"
28PHA42A	25	1.1/4"
28PHA42B	32	1.1/4"
28PHA43	40	1.1/2"
28PHA43A	38	1.1/2"
28PHA44	50	2"
Tech Sheet 68762		

Stepped Male BSPP x Barb OD

0679	OD mm	Thread
28PHA25B1	10/13/20	1/2"
28PHA25C	13/20/25	3/4"
28PHA25D	20/25/32	1"
28PHA25E	25/32/38	1.1/4"
28PHA25F	13/20/25/32/38	1.1/2"
Tech Sheet 68762		

90° Male BSPP Elbow x Barb OD

0679	OD mm	Thread
29PHA27	13	1/2"
29PHA28	16	1/2"
29PHA29	20	1/2"
29PHA30	12	3/4"
29PHA31	20	3/4"
29PHA32A	25	3/4"
29PHA33	25	1"
29PHA34	32	1"
29PHA35	32	1.1/4"
29PHA36	40	1.1/2"
29PHA37	51	2"
Tech Sheet 68762		

Male BSPP Y Piece, Twin Barb OD

0679	OD mm	Thread
28PHA52	10	3/4"
28PHA53	13	3/4"
28PHA53B	20	3/4"
28PHA53C	25	1"
Tech Sheet 68762		

Male BSPP Y Piece, Triple Barb OD

0679	OD mm	Thread
28PHA54	10	3/4"
28PHA55	13	3/4"
Tech Sheet 68762		

90° Female BSPP Elbow, Nut Liner & Seal x Barb OD

0679	OD mm	Thread
28PHA45A	12	1/2"
28PHA45B	12	3/4"
28PHA45C	16	3/4"
28PHA46	20	3/4"
28PHA47A	25	1"
28PHA47BC	25	1.1/4"
28PHA47B	32	1.1/4"
28PHA47C	40	1.1/2"
28PHA47D	50	2"
Tech Sheet 68762		

OD Barb x OD Barb Adaptors

Equal Hose Menders

0679	OD mm
28PHM01A	6
28PHM03	13
28PHM04B	16
28PHM05	20
28PHM06	25
28PHM07	32
28PHM08	40
28PHM09A	50
Tech Sheet 68762	

Unequal Hose Menders

0679	OD A mm	OD B mm
28PHMR04B	13	20
28PHMR04C	13	26
28PHMR05	20	25
28PHMR06	26	32
28PHMR09	25	38
28PHMR08	32	38
28PHMR10	38.5	50
Tech Sheet 68762		

90° Equal Elbow Hose Menders

0679	OD mm
28PHLA01	6
28PHLA02	10
28PHLB03	13
28PHLB05	20
28PHLB06	25
28PHLB07	32
28PHLB08	40
28PHLB09A	50
Tech Sheet 68762	

NYLON HOSE TAILS

Food Contact FDA 21 CFR

Food Contact (EU) 1935/2004

tefen

Tefen hose fittings are the perfect choice to connect all types of flexible rubbe and plastic tubes in domestic, industrial and all other general applications.

Nylon 6-6

Temperature: -20 to 110°C

Working Pressure: Up to 14 bar (200 psi) at 20°C

Fittings Dimensions: refer to tube ID or OD, with respect to the common application

Main advantages:

- Strong and durable
- High impact resistant
- Food Certifie

Female Swivel Nut x Hose Tail

BSPT

0497	To Suit Hose ID	To Suit Hose ID mm	Thread
PN14-4-18	1/8"	4	1/8"
PN14-5-18	3/16"	5	1/8"
PN14-4-14	1/8"	4	1/4"
PN14-5-14	3/16"	5	1/4"
PN14-6-14	1/4"	6	1/4"
PN14-8-14	5/16"	8	1/4"
PN14-5-38	3/16"	5	3/8"
PN14-6-38	1/4"	6	3/8"
PN14-8-38	5/16"	8	3/8"
PN14-10-38	3/8"	10	3/8"
PN14-6-12	1/4"	6	1/2"
PN14-8-12	5/16"	8	1/2"
PN14-10-12	3/8"	10	1/2"
PN14-12-12	1/2"	12	1/2"
PN14-14-12	-	14	1/2"
PN14-10-34	3/8"	10	3/4"
PN14-12-34	1/2"	12	3/4"
PN14-14-34	-	14	3/4"
PN14-16-34	5/8"	16	3/4"
PN14-19-34	3/4"	19	3/4"

Female x Hose Tail

BSPT

0497	To Suit Hose ID	To Suit Hose ID mm	Thread
PN25-5-18	3/16"	5	1/8"
PN25-6-18	1/4"	6	1/8"
PN25-8-12	5/16"	8	1/2"
PN25-10-12	3/8"	10	1/2"
PN25-12-12	1/2"	12	1/2"
PN25-14-12	-	14	1/2"
PN25-19-12	3/4"	19	1/2"

Male x Hose Tail

BSPT

0497	To Suit Hose ID	To Suit Hose ID mm	Thread
PN15-4-18	1/8"	4	1/8"
PN15-4-14	1/8"	4	1/4"
PN15-5-18	3/16"	5	1/8"
PN15-5-14	3/16"	5	1/4"
PN15-6-18	1/4"	6	1/8"
PN15-6-14	1/4"	6	1/4"
PN15-6-38	1/4"	6	3/8"
PN15-6-12	1/4"	6	1/2"
PN15-6-34	1/4"	6	3/4"
PN15-8-18	5/16"	8	1/8"
PN15-8-14	5/16"	8	1/4"
PN15-8-38	5/16"	8	3/8"
PN15-8-12	5/16"	8	1/2"
PN15-10-14	3/8"	10	1/4"
PN15-10-38	3/8"	10	3/8"
PN15-10-12	3/8"	10	1/2"
PN15-10-34	3/8"	10	3/4"
PN15-12-14	1/2"	12	1/4"
PN15-12-38	1/2"	12	3/8"
PN15-12-12	1/2"	12	1/2"
PN15-12-34	1/2"	12	3/4"
PN15-14-38	-	14	3/8"
PN15-14-12	-	14	1/2"
PN15-14-34	-	14	3/4"
PN15-16-12	5/8"	16	1/2"
PN15-16-34	5/8"	16	3/4"
PN15-19-12	3/4"	19	1/2"
PN15-19-34	3/4"	19	3/4"
PN15-19-1	3/4"	19	1"
PN15-25-34	1"	25	3/4"

Hose Repairer

Tube x Tube

0497	To Suit Hose ID	To Suit,Hose ID mm
PN20-4	1/8"	4
PN20-5	3/16"	5
PN20-6	1/4"	6
PN20-8	5/16"	8
PN20-10	3/8"	10
PN20-12	1/2"	12
PN20-14	-	14
PN20-16	5/8"	16
PN20-19	3/4"	19

Reducing Hose Repairer

Tube x Tube

0497	To Suit Hose ID	To Suit Hose ID mm	To Suit Hose ID	To Suit Hose ID mm
PN19-5-4	3/16"	5	1/8"	4
PN19-6-4	1/4"	6	1/8"	4
PN19-6-5	1/4"	6	3/16"	5
PN19-8-5	5/16"	8	3/16"	5
PN19-8-6	5/16"	8	1/4"	6
PN19-10-6	3/8"	10	1/4"	6
PN19-10-8	3/8"	10	5/16"	8
PN19-12-8	1/2"	12	5/16"	8
PN19-12-10	1/2"	12	3/8"	10
PN19-14-10	3/8"	10	3/8"	10
PN19-14-12	-	14	1/2"	12
PN19-16-12	5/8"	16	1/2"	12
PN19-16-14	5/8"	16	-	14
PN19-19-14	3/4"	19	-	14
PN19-19-16	3/4"	19	5/8"	16

Blanking Plug

BSPT

0497	Thread
PN12-18	1/8"
PN12-14	1/4"
PN12-38	3/8"
PN12-12	1/2"
PN12-34	3/4"

Blanking Cap

BSPT

0497	Thread
PN13-18	1/8"
PN13-14	1/4"
PN13-38	3/8"
PN13-12	1/2"
PN13-34	3/4"

NYLON HOSE TAILS

Food Contact FDA 21 CFR

Food Contact (EU) 1935/2004

Nylon 6-6

Temperature: -20 to 110°C

Working Pressure: Up to 14 bar (200 psi) at 20°C

Fittings Dimensions: refer to tube ID or OD, with respect to the common application

Male Elbow Hose Connector

BSPT

0497	To Suit Hose ID	To Suit Hose ID mm	Thread
PN16-4-18	1/8"	4	1/8"
PN16-4-14	1/8"	4	1/4"
PN16-5-18	3/16"	5	1/8"
PN16-5-14	3/16"	5	1/4"
PN16-5-12	3/16"	5	1/2"
PN16-6-18	1/4"	6	1/8"
PN16-6-14	1/4"	6	1/4"
PN16-6-38	1/4"	6	3/8"
PN16-6-12	1/4"	6	1/2"
PN16-8-18	5/16"	8	1/8"
PN16-8-14	5/16"	8	1/4"
PN16-8-38	5/16"	8	3/8"
PN16-8-12	5/16"	8	1/2"
PN16-10-14	3/8"	10	1/4"
PN16-10-38	3/8"	10	3/8"
PN16-10-12	3/8"	10	1/2"
PN16-10-34	3/8"	10	3/4"
PN16-12-14	1/2"	12	1/4"
PN16-12-38	1/2"	12	3/8"
PN16-12-12	1/2"	12	1/2"
PN16-12-34	1/2"	12	3/4"
PN16-14-38	14mm	14	3/8"
PN16-14-12	14mm	14	1/2"
PN16-14-34	14mm	14	3/4"
PN16-16-12	5/8"	16	1/2"
PN16-16-34	5/8"	16	3/4"
PN16-19-12	3/4"	19	1/2"
PN16-19-34	3/4"	19	3/4"

Male Branch Tee Hose Connector

BSPT

0497	To Suit Hose ID	To Suit Hose ID mm	Thread
PN22-4-18	1/8"	4	1/8"
PN22-4-14	1/8"	4	1/4"
PN22-5-18	3/16"	5	1/8"
PN22-5-14	3/16"	5	1/4"
PN22-6-18	1/4"	6	1/8"
PN22-6-14	1/4"	6	1/4"
PN22-6-38	1/4"	6	3/8"
PN22-6-12	1/4"	6	1/2"
PN22-8-18	5/16"	8	1/8"
PN22-8-14	5/16"	8	1/4"
PN22-8-38	5/16"	8	3/8"
PN22-10-14	3/8"	10	1/4"
PN22-10-38	3/8"	10	3/8"
PN22-10-12	3/8"	10	1/2"
PN22-12-14	1/2"	12	1/4"
PN22-12-38	1/2"	12	3/8"
PN22-12-12	1/2"	12	1/2"
PN22-12-34	1/2"	12	3/4"
PN22-14-38	-	14	3/8"
PN22-16-12	5/8"	16	1/2"
PN22-16-34	5/8"	16	3/4"
PN22-19-12	3/4"	19	1/2"
PN22-19-34	3/4"	19	3/4"

Tee Hose Connector

Tube x Tube

0497	To Suit Hose ID	To Suit Hose ID mm
PN23-4	1/8"	4
PN23-5	3/16"	5
PN23-6	1/4"	6
PN23-8	5/16"	8
PN23-10	3/8"	10
PN23-12	1/2"	12
PN23-14	14mm	14
PN23-16	5/8"	16
PN23-19	3/4"	19

Reducing Tee Hose Connector

Tube x Tube

0497	To Suit Hose ID	To Suit Hose ID	To Suit Hose ID mm
PN24-5-4	3/16"	1/8"	4
PN24-6-5	1/4"	3/16"	5
PN24-8-6	5/16"	1/4"	6
PN24-10-8	3/8"	5/16"	8
PN24-12-10	1/2"	3/8"	10
PN24-16-14	5/8"	14mm	14
PN24-19-16	3/4"	5/8"	16

Elbow Hose Connector

Tube x Tube

0497	To Suit Hose ID	To Suit Hose ID mm
PN18-4	1/8"	4
PN18-5	3/16"	5
PN18-6	1/4"	6
PN18-8	5/16"	8
PN18-10	3/8"	10
PN18-12	1/2"	12
PN18-14	14mm	14
PN18-16	5/8"	16
PN18-19	3/4"	19

Reducing Elbow Hose Connector

Tube x Tube

0497	To Suit Hose ID	To Suit Hose ID	To Suit Hose ID mm
PN17-5-4	3/16"	1/8"	4
PN17-6-5	1/4"	3/16"	5
PN17-8-6	5/16"	1/4"	6
PN17-10-6	3/8"	1/4"	6
PN17-10-8	3/8"	5/16"	8
PN17-12-10	1/2"	3/8"	10
PN17-16-14	5/8"	14mm	14
PN17-19-16	3/4"	5/8"	16

Hose Connector

Tube x Tube

0497	To Suit Hose ID	To Suit Hose ID mm
PN21-4	1/8"	4
PN21-6	1/4"	6
PN21-8	5/16"	8
PN21-10	3/8"	10

PVDF HOSE TAILS

Fittings made of PVDF function better than nylon when exposed to a wide range of temperatures and high corrosive chemicals.

This enables them to be used in industries such as chemical processing due to their excellent chemical resistance properties.

Working Temperature: -20°C to +120°C

Maximum Working Pressure: 14 bar at 20°C

Male x Hose Connector

BSPT

0472	To Suit Hose ID	Thread
PPV15-4-18	1/8"	1/8"
PPV15-5-14	3/16"	1/4"
PPV15-6-18	1/4"	1/8"
PPV15-6-14	1/4"	1/4"
PPV15-6-38	1/4"	3/8"
PPV15-6-12	1/4"	1/2"
PPV15-8-14	5/16"	1/4"
PPV15-8-38	5/16"	3/8"
PPV15-8-12	5/16"	1/2"
PPV15-10-14	3/8"	1/4"
PPV15-10-38	3/8"	3/8"
PPV15-10-12	3/8"	1/2"
PPV15-10-34	3/8"	3/4"
PPV15-12-38	1/2"	3/8"
PPV15-12-12	1/2"	1/2"
PPV15-12-34	1/2"	3/4"
PPV15-16-12	5/8"	1/2"
PPV15-19-12	3/4"	1/2"
PPV15-19-34	3/4"	3/4"
Tech Sheet 60237		

Female x Hose Connector

BSPT

0472	To Suit Hose ID	Thread
PPV14-5-18	3/16"	1/8"
PPV14-5-14	3/16"	1/4"
PPV14-5-38	3/16"	3/8"
PPV14-6-14	1/4"	1/4"
PPV14-6-38	1/4"	3/8"
PPV14-6-12	1/4"	1/2"
PPV14-8-14	5/16"	1/4"
PPV14-8-38	5/16"	3/8"
PPV14-10-12	3/8"	1/2"
PPV14-12-12	1/2"	1/2"
Tech Sheet 60237		

Straight Hose Connector

Tube x Tube

0472	To Suit Hose ID
PV20-5	3/16"
PV20-6	1/4"
PV20-10	3/8"
PV20-12	1/2"
Tech Sheet 60237	

Male Elbow Hose Connector

BSPT

0472	To Suit Hose ID	Thread
PPV16-4-18	1/8"	1/8"
PPV16-4-14	1/8"	1/4"
PPV16-5-18	3/16"	1/8"
PPV16-5-14	3/16"	1/4"
PPV16-6-18	1/4"	1/8"
PPV16-6-14	1/4"	1/4"
PPV16-6-38	1/4"	3/8"
PPV16-6-12	1/4"	1/2"
PPV16-8-18	5/16"	1/8"
PPV16-8-14	5/16"	1/4"
PPV16-8-38	5/16"	3/8"
PPV16-8-12	5/16"	1/2"
PPV16-10-14	3/8"	1/4"
PPV16-10-38	3/8"	3/8"
PPV16-10-12	3/8"	1/2"
PPV16-10-34	3/8"	3/4"
PPV16-12-14	1/2"	1/4"
PPV16-12-38	1/2"	3/8"
PPV16-12-12	1/2"	1/2"
PPV16-12-34	1/2"	3/4"
PPV16-16-12	5/8"	1/2"
PPV16-16-34	5/8"	3/4"
PPV16-19-12	3/4"	1/2"
PPV16-19-34	3/4"	3/4"
Tech Sheet 60237		

Elbow Hose Connector

Tube x Tube

0472	To Suit Hose ID
PV18-5	3/16"
PV18-8	5/16"
PV18-10	3/8"
PV18-12	1/2"
Tech Sheet 60237	

Reducing Elbow Hose Connector

Tube x Tube

0472	To Suit Hose ID	To Suit Hose ID
PV17-6-5	1/4"	3/16"
PV17-8-6	5/16"	1/4"
PV17-10-8	3/8"	5/16"
PV17-12-10	1/2"	3/8"
Tech Sheet 60237		

Tee Hose Connector

Tube x Tube

0472	To Suit Hose ID
PV23-5	3/16"
PV23-6	1/4"
PV23-8	5/16"
PV23-10	3/8"
PV23-12	1/2"
Tech Sheet 60237	

Male Branch Tee Hose Connector

BSPT

0472	To Suit Hose ID	Thread
PPV22-6-18	1/4"	1/8"
PPV22-6-14	1/4"	1/4"
PPV22-8-14	5/16"	1/4"
PPV22-10-14	3/8"	1/4"
PPV22-12-14	1/2"	1/4"
PPV22-12-12	1/2"	1/2"
PPV22-12-38	1/2"	3/8"
PPV22-16-34	5/8"	3/4"
PPV22-19-34	3/4"	3/4"
Tech Sheet 60237		

PLASTIC HOSE TAILS

OUR SUPERIOR DESIGN AND MANUFACTURING PROCESS ENSURES HIGHLY ACCURATE CONNECTOR DIMENSIONS FOR A PERFECT SEAL.

NORMA® Plastic Hose Connectors

- High performance products specified by the world s leading manufacturers for all their hose, tube and pipe applications
- Quality assured engineering and manufacture to ISO 9002, QS 9000 and ISO 14001
- Nylon polyamide 6 material
- Acetal POM material

Reducing Straight

7777	To Suit Hose ID mm	To Suit Hose ID mm
NOR-GRS4-3	4	3
NOR-GRS5-4	5	4
NOR-GRS6-4	6	4
NOR-GRS8-4	8	4
NOR-GRS8-6	8	6
NOR-GRS10-6	10	6
NOR-GRS10-8	10	8
NOR-GRS12-8	12	8
NOR-GRS12-10	12	10

- Acetal POM material

Elbow

7777	To Suit Hose ID mm
NOR-WS3	3
NOR-WS4	4
NOR-WS5	5
NOR-WS6	6
NOR-WS8	8
NOR-WS10	10
NOR-WS12	12
NOR-WS13	13
NOR-WS16	16
NOR-WS19	19
NOR-WS25	25

- Acetal POM material

Equal Tee

7777	To Suit Hose ID mm
NOR-TS3	3
NOR-TS4	4
NOR-TS5	5
NOR-TS6	6
NOR-TS7	7
NOR-TS8	8
NOR-TS10	10
NOR-TS12	12
NOR-TS13	13
NOR-TS14	14
NOR-TS15	15
NOR-TS16	16
NOR-TS19	19
NOR-TS25	25

- Acetal POM material

Equal Y

7777	To Suit Hose ID mm
NOR-YS3	3
NOR-YS4	4
NOR-YS5	5
NOR-YS6	6
NOR-YS8	8
NOR-YS10	10
NOR-YS12	12
NOR-YS13	13
NOR-YS14	14
NOR-YS16	16
NOR-YS19	19

- Acetal POM material

Reducing Tee, on Branch

7777	To Suit Hose ID mm	To Suit Hose ID mm
NOR-TRS4-6-4	4	6
NOR-TRS6-4-6	4	6
NOR-TRS8-4-8	4	8
NOR-TRS8-6-8	6	8
NOR-TRS10-6-10	6	10
NOR-TRS10-8-10	8	10
NOR-TRS10-13-10	10	13
NOR-TRS12-6-12	6	12
NOR-TRS12-8-12	8	12
NOR-TRS12-10-12	10	12
NOR-TRS15-6-15	6	15
NOR-TRS15-8-15	8	15
NOR-TRS18-10-18	10	18

- Acetal POM material

Reducing Y, on Split

7777	To Suit Hose ID mm	To Suit Hose ID mm
NOR-YRS4-6-4	6	4
NOR-YRS6-8-6	8	6

- Acetal POM material

Cross

7777	To Suit Hose ID mm
NOR-KS4	4
NOR-KS5	5
NOR-KS6	6
NOR-KS12	12

- Nylon polyamide 6 material

Straight Taper Thread, BSPT Male

7777	To Suit Hose ID mm	Thread
NOR-GES4R18	4	1/8"
NOR-GES4R14	4	1/4"
NOR-GES5R14	5	1/4"
NOR-GES6R18	6	1/8"
NOR-GES6R14	6	1/4"
NOR-GES6R38	6	3/8"
NOR-GES8R14	8	1/4"
NOR-GES8R38	8	3/8"
NOR-GES8R12	8	1/2"
NOR-GES10R14	10	1/4"
NOR-GES10R38	10	3/8"
NOR-GES12R38	12	3/8"
NOR-GES12R12	12	1/2"
NOR-GES14R12	14	1/2"
NOR-GES16R12	16	1/2"
NOR-GES16R34	16	3/4"
NOR-GES19R34	19	3/4"
NOR-GES25R1	25	1"

- Nylon polyamide 6 material

Elbow Taper Thread, BSPT Male

7777	To Suit Hose ID mm	Thread
NOR-WES4R18	4	1/8"
NOR-WES4R14	4	1/4"
NOR-WES6R18	6	1/8"
NOR-WES6R14	6	1/4"
NOR-WES6R38	6	3/8"
NOR-WES8R14	8	1/4"
NOR-WES8R12	8	1/2"
NOR-WES10R14	10	1/4"
NOR-WES10R38	10	3/8"
NOR-WES12R38	12	3/8"
NOR-WES12R12	12	1/2"
NOR-WES19R34	19	3/4"
NOR-WES25R1	25	1"

- Nylon polyamide 6 material

T Taper Thread, BSPT Male

7777	To Suit Hose ID mm	Thread
NOR-TES6R18	6	1/8"
NOR-TES8R14	8	1/4"
NOR-TES10R38	10	3/8"

- Acetal POM material

Straight Push-on

7777	To Suit Hose ID mm
NOR-GS3	3
NOR-GS4	4
NOR-GS5	5
NOR-GS6	6
NOR-GS8	8
NOR-GS10	10
NOR-GS12	12
NOR-GS13	13
NOR-GS14	14
NOR-GS16	16
NOR-GS19	19
NOR-GS25	25

HOSE TAILS

Emergency Hose Connector Set

Ideal for service engineers, or for workshops in case of a hose failure, this handy kit includes genuine PCL Hose Tails, Union Nuts, Coned Tailpieces and Reducing Bushes - all stored in a solid compact pocket case.

Kit contents:
4 x HC5194
3 x HC5656, HC1206, HC1217
2 x HC2479, HC5276, HC5275, HC1226, HC6897, HC1225
1 x HC6560, HC6895, HC6896

7000
HCKIT01

OXY-ACETYLENE FITTINGS

Hose Tails

Acetylene Hose Tail
LH Thread, BSPP

0121	Thread	Hosetail
GA04/04	1/4"	1/4"
GA06/04	3/8"	1/4"
GA06/05	3/8"	5/16"
GA06/06	3/8"	3/8"

Oxygen Hose Tail
RH Thread, BSPP

0121	Thread	Hosetail
GO04/04	1/4"	1/4"
GO06/04	3/8"	1/4"
GO06/05	3/8"	5/16"
GO06/06	3/8"	3/8"

Customers who bought from this page also purchased…

Stainless Steel Hose Clamps
…see page **1513**

stainless steel

MINIATURE FITTINGS M3-M6

Miniature fittings are for use with air connections in confined areas. The hose nipple and hose elbow styles accept nylon, soft nylon and polyurethane tubing.

Working Temperature: -5°C to +60°C

Maximum Working Pressure: 10 bar

Male Studs

Male Thread, Metric

0425	ID mm	OD mm	Thread
MIPC4-M3	2.5	4	M3
MIPC3-M5	2	3	M5
MIPC4-M5	2.5	4	M5
MIPC5-M5	4	6	M5
MIPC4-M6	2.5	4	M6
MIPC6-M6	4	6	M6
Tech Sheet 60240			

Male Elbows

Male Thread, Metric

0425	ID mm	OD mm	Thread
MIPL4-M3	2.5	4	M3
MIPL4-M5	2.5	4	M5
MIPL5-M6	4	6	M6
Tech Sheet 60240			

Male Stud Tee Centre Leg

Male x Female, Metric

0425	Male Thread	Female Thread
MIUT-M5	M5	M5
Tech Sheet 60240		

Female Tee

Female Thread, Metric

0425	Thread
MIFT-M5	M5
Tech Sheet 60240	

Barb Male Hose Tails

Male Thread, Metric

0425	To Suit Hose ID mm	Thread
MIMHT2-M3	2	M3
MIMHT4-M3	4	M3
MIMHT3-M5	3	M5
MIMHT4-M5	4	M5
MIMHT6-M5	6	M5
Tech Sheet 60240		

Barb Male Elbow Hose Tails

Male Thread, Metric

0425	To Suit Hose ID mm	Thread
MIEHT3-M3	3	M3
MIEHT4-M3	4	M3
MIEHT3-M5	3	M5
MIEHT4-M5	4	M5
MIEHT6-M5	6	M5
Tech Sheet 60240		

Barb Male Stud Tees

Centre Leg Male, Metric

0425	To Suit Hose ID mm	Thread
MIBPB4-M5	4	M5
Tech Sheet 60240		

Nipple

Male Thread, Metric

0425	Thread
MIMM-M5	M5
Tech Sheet 60240	

Plugs

Male Thread, Metric

0425	Thread
MIPP-M5	M5
Tech Sheet 60240	

Female Adaptor

Female Thread, Metric

0425	Thread
MIFF-M5	M5
Tech Sheet 60240	

Male x Female Reducer

Male x Female, Metric

0425	Male Thread	Female Thread
MIMF-M5	M5	M5
Tech Sheet 60240		

Extended Male x Female Adaptor

Male x Female, Metric

0425	Male Thread	Female Thread
MIRB18-M5	1/8"	M5
Tech Sheet 60240		

BRASS QUICK-FIT FITTINGS

The working pressures and working temperatures depend on which type of tube is used; for this reason, the values must be determined in accordance with the tubes features. For the "swivel" fittings, the values are:

Working Temperature: -18°C to +70°C

Maximum Working Pressure: 15 bar (220 psi)

Male Studs

BSPT

1030	ID mm	OD mm	Thread
C1-4/2.7-1/8	2.7	4	1/8"
C1-5/3-1/8	3	5	1/8"
C1-6/4-1/8	4	6	1/8"
C1-6/4-1/4	4	6	1/4"
C1-6/4-3/8	4	6	3/8"
C1-8/6-1/8	6	8	1/8"
C1-8/6-1/4	6	8	1/4"
C1-8/6-3/8	6	8	3/8"
C1-10/8-1/8	8	10	1/8"
C1-10/8-1/4	8	10	1/4"
C1-10/8-3/8	8	10	3/8"
C1-10/8-1/2	8	10	1/2"
C1-12/10-3/8	10	12	3/8"
C1-12/10-1/2	10	12	1/2"
C1-15/12.5-1/2	12.5	15	1/2"
Tech Sheet 10705			

BSPP & Metric

1030	ID mm	OD mm	Thread
C1Z-4/2.7-5M	2.7	4	M5
C1Z-4/2.7-6M	2.7	4	M6
C1Z-4/2.7-1/8	2.7	4	1/8"
C1Z-5/3-5M	3	5	M5
C1Z-5/3-6M	3	5	M6
C1Z-5/3-1/8	3	5	1/8"
C1Z-6/4-5M	4	6	M5
C1Z-6/4-6M	4	6	M6
C1Z-6/4-1/8	4	6	1/8"
C1Z-6/4-1/4	4	6	1/4"
C1Z-6/4-3/8	4	6	3/8"
C1Z-6/4-1/2	4	6	1/2"
C1Z-8/6-1/8	6	8	1/8"
C1Z-8/6-1/4	6	8	1/4"
C1Z-8/6-3/8	6	8	3/8"
C1Z-10/8-1/8	8	10	1/8"
C1Z-10/8-1/4	8	10	1/4"
C1Z-10/8-3/8	8	10	3/8"
C1Z-10/8-1/2	8	10	1/2"
C1Z-12/10-3/8	10	12	3/8"
C1Z-12/10-1/2	10	12	1/2"
Tech Sheet 10705			

Swivel Male Studs

BSPT

1030	ID mm	OD mm	Thread
C1X-6/4-1/4	4	6	1/4"
C1X-8/6-1/8	6	8	1/8"
C1X-8/6-1/4	6	8	1/4"
C1X-12/10-3/8	10	12	3/8"
Tech Sheet 10705			

BSPP

1030	ID mm	OD mm	Thread
C1Y-6/4-1/8	4	6	1/8"
C1Y-6/4-1/4	4	6	1/4"
C1Y-8/6-1/8	6	8	1/8"
C1Y-8/6-1/4	6	8	1/4"
C1Y-10/6.5-1/4	6.5	10	1/4"
C1Y-10/8-1/4	8	10	1/4"
C1Y-12/10-3/8	10	12	3/8"
Tech Sheet 10705			

Female Studs

BSPP

1030	ID mm	OD mm	Thread
C2-6/4-1/8	4	6	1/8"
C2-6/4-1/4	4	6	1/4"
C2-6/4-3/8	4	6	3/8"
C2-8/6-1/8	6	8	1/8"
C2-8/6-1/4	6	8	1/4"
C2-8/6-3/8	6	8	3/8"
C2-8/6-1/2	6	8	1/2"
C2-10/8-1/4	8	10	1/4"
C2-12/10-3/8	10	12	3/8"
Tech Sheet 10705			

Straight Connectors

Equal Tube x Tube

1030	ID mm	OD mm
C3-4/2.7	2.7	4
C3-5/3	3	5
C3-6/4	4	6
C3-8/6	6	8
C3-10/8	8	10
C3-12/10	10	12
C3-15/12.5	12.5	15
Tech Sheet 10705		

Unequal Tube x Tube

1030	ID A mm	OD A mm	ID B mm	OD B mm
C3-6/4-5/3	4	6	3	5
C3-8/6-6/4	6	8	4	6
C3-10/8-8/6	8	10	6	8
Tech Sheet 10705				

Bulkhead Connectors

Equal Tube x Tube

1030	ID mm	OD mm
C4-4/2.7	2.7	4
C4-6/4	4	6
C4-8/6	6	8
C4-10/8	8	10
C4-12/10	10	12
Tech Sheet 10705		

Unequal Tube x Tube

1030	ID A mm	OD A mm	ID B mm	OD B mm
C4-6/4-5/3	4	6	3	5
C4-8/6-6/4	6	8	4	6
Tech Sheet 10705				

BRASS QUICK-FIT FITTINGS

The working pressures and working temperatures depend on which type of tube is used; for this reason, the values must be determined in accordance with the tubes features. For the "swivel" fittings, the values are:

Working Temperature: -18°C to +70°C

Maximum Working Pressure: 15 bar (220 psi)

Male Studs, Spring Guard

BSPT

1030	ID mm	OD mm	Thread
E1-6/4-1/8	4	6	1/8"
E1-6/4-1/4	4	6	1/4"
E1-8/6-1/4	6	8	1/4"
E1-8/6-3/8	6	8	3/8"
E1-10/8-1/8	8	10	1/8"
E1-10/8-1/4	8	10	1/4"
E1-10/8-3/8	8	10	3/8"
E1-10/8-1/2	8	10	1/2"
Tech Sheet 10705			

BSPP

1030	ID mm	OD mm	Thread
E1Z-6/4-1/8	4	6	1/8"
E1Z-6/4-1/4	4	6	1/4"
E1Z-8/6-1/4	6	8	1/4"
E1Z-10/8-3/8	8	10	3/8"
E1Z-12/10-3/8	10	12	3/8"
Tech Sheet 10705			

Swivel Male Studs, Spring Guard

BSPT

1030	ID mm	OD mm	Thread
E1X-6/4-1/8	4	6	1/8"
E1X-6/4-1/4	4	6	1/4"
E1X-8/6-1/4	6	8	1/4"
E1X-10/6.5-1/4	6.5	10	1/4"
E1X-10/8-1/4	8	10	1/4"
E1X-12/8-3/8	8	12	3/8"
Tech Sheet 10705			

BSPP

1030	ID mm	OD mm	Thread
E1Y-6/4-1/8	4	6	1/8"
E1Y-6/4-1/4	4	6	1/4"
E1Y-8/6-1/4	6	8	1/4"
E1Y-10/6.5-1/4	6.5	10	1/4"
Tech Sheet 10705			

For **Hydraulic QRC's** ...see pages **290-294**

Female Studs, Spring Guard

BSPP

1030	ID mm	OD mm	Thread
C2X-6/4-1/4	4	6	1/4"
C2X-8/6-1/4	6	8	1/4"
C2X-8/6-3/8	6	8	3/8"
C2X-10/8-1/4	8	10	1/4"
Tech Sheet 10705			

Locking Nuts

Metric

1030	ID mm	OD mm	Thread
C10-4/2.7-M6	2.7	4	M6 x 0.5
C10-5/3-M7	3	5	M7 x 0.75
C10-6/4-M8	4	6	M8 x 0.75
C10-6/4-M10	4	6	M10 x 1
C10-8/6-M12	6	8	M12 x 1
C10-10/8-M14	8	10	M14 x 1
C10-15/12.5-M20	12.5	15	M20 x 1
Tech Sheet 10705			

Locking Nuts, Spring Guard

Metric

1030	ID mm	OD mm	Thread
C10X-6/4	4	6	M10 x 1
C10X-8/6	6	8	M12 x 1
C10X-10/8	8	10	M14 x 1
C10X-12/10	10	12	M16 x 1
Tech Sheet 10705			

BRASS QUICK-FIT FITTINGS

The working pressures and working temperatures depend on which type of tube is used; for this reason, the values must be determined in accordance with the tubes features. For the "swivel" fittings, the values are:

Working Temperature: -18°C to +70°C

Maximum Working Pressure: 15 bar (220 psi)

Male Stud Elbows

BSPT

1030	ID mm	OD mm	Thread
C5-4/2.7-1/8	2.7	4	1/8"
C5-5/3-1/8	3	5	1/8"
C5-6/4-1/8	4	6	1/8"
C5-6/4-1/4	4	6	1/4"
C5-8/6-1/8	6	8	1/8"
C5-8/6-1/4	6	8	1/4"
C5-8/6-3/8	6	8	3/8"
C5-8/6-1/2	6	8	1/2"
C5-10/8-1/8	8	10	1/8"
C5-10/8-1/4	8	10	1/4"
C5-10/8-3/8	8	10	3/8"
C5-10/8-1/2	8	10	1/2"
C5-12/10-3/8	10	12	3/8"
C5-12/10-1/2	10	12	1/2"
C5-15/12.5-1/2	12.5	15	1/2"
Tech Sheet 10705			

Swivel Male Stud Elbows



BSPT

1030	ID mm	OD mm	Thread
C5X-4/2.7-1/8	2.7	4	1/8"
C5X-6/4-1/8	4	6	1/8"
C5X-6/4-1/4	4	6	1/4"
C5X-8/6-1/8	6	8	1/8"
C5X-8/6-1/4	6	8	1/4"
C5X-10/8-1/4	8	10	1/4"
Tech Sheet 10705			

BSPP

1030	ID mm	OD mm	Thread
C5Y-4/2.7-1/8	2.7	4	1/8"
C5Y-6/4-M5	4	6	M5
C5Y-6/4-1/8	4	6	1/8"
C5Y-6/4-1/4	4	6	1/4"
C5Y-8/6-1/8	6	8	1/8"
C5Y-8/6-1/4	6	8	1/4"
C5Y-10/8-1/4	8	10	1/4"
Tech Sheet 10705			

Female Stud Elbows

BSPP

1030	ID mm	OD mm	Thread
C5F-5/3-1/8	3	5	1/8"
C5F-6/4-1/8	4	6	1/8"
C5F-6/4-1/4	4	6	1/4"
C5F-8/6-1/8	6	8	1/8"
C5F-8/6-1/4	6	8	1/4"
C5F-10/8-1/4	8	10	1/4"
C5F-10/8-3/8	8	10	3/8"
Tech Sheet 10705			

Elbow Connectors

Equal Tube x Tube

1030	ID mm	OD mm
C6-4/2.7	2.7	4
C6-5/3	3	5
C6-6/4	4	6
C6-8/6	6	8
C6-10/8	8	10
C6-12/10	10	12
Tech Sheet 10705		

Tee Connectors



Equal Tube x Tube

1030	ID mm	OD mm
C9-4/2.7	2.7	4
C9-5/3	3	5
C9-6/4	4	6
C9-8/6	6	8
C9-10/8	8	10
C9-12/10	10	12
Tech Sheet 10705		

Unequal Tube x Tube

1030	ID A mm	OD A mm	ID B mm	OD B mm
C9-10/8-8/6	8	10	6	8
Tech Sheet 10705				

Male Stud Tees

BSPT, Branch

1030	ID mm	OD mm	Thread
C7-4/2.7-1/8	2.7	4	1/8"
C7-6/4-1/8	4	6	1/8"
C7-6/4-1/4	4	6	1/4"
C7-8/6-1/8	6	8	1/8"
C7-8/6-1/4	6	8	1/4"
C7-10/8-1/4	8	10	1/4"
C7-12/10-3/8	10	12	3/8"
C7-15/12.5-1/2	12.5	15	1/2"
Tech Sheet 10705			

BSPT, Run

1030	ID mm	OD mm	Thread
C8-6/4-1/8	4	6	1/8"
C8-6/4-1/4	4	6	1/4"
C8-8/6-1/8	6	8	1/8"
C8-8/6-1/4	6	8	1/4"
C8-10/8-1/4	8	10	1/4"
Tech Sheet 10705			

Male Stud Swivel Tees

BSPT, Branch

1030	ID mm	OD mm	Thread
C7X-6/4-1/8	4	6	1/8"
C7X-6/4-1/4	4	6	1/4"
C7X-8/6-1/8	6	8	1/8"
C7X-8/6-1/4	6	8	1/4"
C7X-10/8-1/4	8	10	1/4"
Tech Sheet 10705			

BSPP, Branch

1030	ID mm	OD mm	Thread
C7Y-6/4-1/8	4	6	1/8"
C7Y-8/6-1/8	6	8	1/8"
C7Y-8/6-1/4	6	8	1/4"
Tech Sheet 10705			

Cross Connectors

Tube x Tube

1030	ID mm	OD mm
C11-6/4	4	6
C11-8/6	6	8
C11-12/10	10	12
C11-15/12.5	12.5	15
Tech Sheet 10705		

Female Single Banjo Body

Female Thread, BSPP

1030	Thread
6090-1/8	1/8"
6090-1/4	1/4"
Tech Sheet 10705	

Single Banjo Body - Quick-Fit

BSPP & Metric

1030	ID mm	OD mm	Thread
D5-4/2.7-5M	2.7	4	M5
D5-5/3-5M	3	5	M5
D5-6/4-5M	4	6	M5
D5-6/4-1/8	4	6	1/8"
D5-6/4-1/4	4	6	1/4"
D5-8/6-1/8	6	8	1/8"
D5-8/6-1/4	6	8	1/4"
D5-8/6-3/8	6	8	3/8"
D5-10/8-1/4	8	10	1/4"
D5-10/8-3/8	8	10	3/8"
D5-10/8-1/2	8	10	1/2"
D5-12/10-3/8	10	12	3/8"
Tech Sheet 10705			

Double Banjo Body - Quick-Fit

BSPP & Metric

1030	ID mm	OD mm	Thread
D6-4/2.7-1/8	2.7	4	1/8"
D6-8/6-1/8	6	8	1/8"
D6-8/6-1/4	6	8	1/4"
D6-8/6-1/2	6	8	1/2"
D6-10/8-1/8	8	10	1/8"
D6-10/8-1/2	8	10	1/2"
Tech Sheet 10705			

Washers

Nylon, Notched

1030	Thread
D11X-5M	M5
D11X-1/8	1/8"
D11X-1/4	1/4"
D11X-3/8	3/8"
D11X-1/2	1/2"
D11X-3/4	3/4"
Tech Sheet 10705	

Aluminium

1030	Thread
D11-5M	M5
D11-1/8	1/8"
D11-1/4	1/4"
D11-3/8	3/8"
D11-1/2	1/2"
D11-3/4	3/4"
D11-1	1"
D11-11/2	1.1/2"
D11-2	2"
Tech Sheet 10705	

Short Banjo Bolts

Single Stem, BSPP & Metric

1030	Thread
D7-5M-L	M5
D7-6M	M6
D7-1/8	1/8"
D7-1/4	1/4"
D7-3/8	3/8"
D7-1/2	1/2"
D7-M12X1.5	M12 x 1.5
Tech Sheet 10705	

Double Stem, BSPP

1030	Thread
D8-1/8	1/8"
D8-1/4	1/4"
D8-3/8	3/8"
D8-1/2	1/2"
Tech Sheet 10705	

Triple Stem, BSPP

1030	Thread
D13-1/4	1/4"
D13-1/2	1/2"
Tech Sheet 10705	

Washer 10mm

1030	Thread
D11Z-1/4	1/4"
Tech Sheet 10705	

FLOW REGULATORS

Screwdriver Quick-Fit Flow Regulators

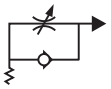

For Cylinders, Metric & BSPP

1000	ID mm	OD mm	Thread
8950-4/2.7-1/8	2.7	4	1/8"
8950-6/4-M5	4	6	M5
8950-6/4-1/4	4	6	1/4"
8950-8/6-1/8	6	8	1/8"
8950-8/6-1/4	6	8	1/4"

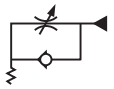

For Valves, BSPP

1000	ID mm	OD mm	Thread
8960-6/4-1/8	6/4	6	1/8"
8960-8/6-1/8	8/6	8	1/8"

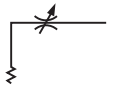

For Bi-directional, BSPP

1000	ID mm	OD mm	Thread
8970-6/4-M5	4	6	M5
8970-6/4-1/4	4	6	1/4"
8970-8/6-1/4	6	8	1/4"

Manual Quick-Fit Female BSPP

For Cylinders, BSPP

1000	Thread
8957-1/8	1/8"
8957-1/4	1/4"

For Valves, BSPP

1000	Thread
8967-1/8	1/8"
8967-1/4	1/4"

For Bi-directional, BSPP

1000	Thread
8977-1/8	1/8"
8977-1/4	1/4"

Manual Quick-Fit Flow Regulators

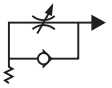

For Cylinders, BSPP

1000	ID mm	OD mm	Thread
8955-6/4-1/8	4	6	1/8"
8955-6/4-1/4	4	6	1/4"
8955-8/6-1/8	6	8	1/8"
8955-10/8-1/4	8	10	1/4"

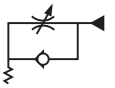

For Valves, Metric & BSPP

1000	ID mm	OD mm	Thread
8965-4/2.7-M5	2.7	4	M5
8965-6/4-M5	4	6	M5
8965-8/6-1/8	6	8	1/8"
8965-10/8-1/4	8	10	1/4"

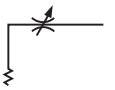

For Bi-directional, BSPP

1000	ID mm	OD mm	Thread
8975-4/2.7-1/8	2.7	4	1/8"
8975-6/4-1/8	4	6	1/8"

Screwdriver Flow Regulator Valves

For Cylinders, Male Thread, BSPP

1000	Thread
8900-1/4	1/4"

For Valves, Male Thread, Metric

1000	Thread
8910-M5	M5

For Bi-directional Male Thread, BSPP

1000	Thread
8920-1/8	1/8"
8920-1/4	1/4"

Screwdriver Quick-Fit Female BSPP

For Cylinders, BSPP

1000	Thread
8952-1/8	1/8"
8952-1/4	1/4"

For Valves, BSPP

1000	Thread
8962-1/8	1/8"

For Bi-directional, BSPP

1000	Thread
8972-1/8	1/8"
8972-1/4	1/4"

Manual Flow Regulator Valves

For Valves, Male Thread, Metric

1000	Thread
8915-M5	M5

For Bi-directional Male Thread, Metric & BSPP

1000	Thread
8925-M5	M5
8925-1/4	1/4"

Driven by Customers Designed by Metal Work

Why cut costs on components, putting quality and performance in jeopardy? Make your systems ultra efficient with Metal Work Pneumatics.

METAL WORK® PNEUMATIC

ISO 9001 QUALITY MANAGEMENT SYSTEM

ISO 14001 ENVIRONMENTAL MANAGEMENT SYSTEM

OHSAS 18001 HEALTH AND SAFETY MANAGEMENT SYSTEM

SYNTESI MONITORED DUMP VALVE

FINGER-TIGHT FITTINGS

Body:
OT 58 brass

Temperature Range:
-45°C to +80°C

Maximum Pressure:
18 bar

Male Stud

BSP Tapered x Tube

9152	Thread BSPT	Tube mm	
		OD	ID
2301001	R1/8"	6	4
2301002	R1/4"	6	4
2301003	R1/8"	8	6
2301004	R1/4"	8	6
2301005	R3/8"	8	6
2301006	R1/4"	10	8
2301007	R3/8"	10	8
2301008	R1/2"	10	8
2301009	R3/8"	12	10
2301010	R1/2"	12	10

Male Stud

BSP Tapered x Tube

9152	Thread BSPP	Tube mm	
		OD	ID
2351001	M5	4	2
2356001	M5	5	3
2351002	M5	6	4
2351003	G1/8"	6	4
2351004	G1/4"	6	4
2351005	G1/8"	8	6
2351006	G1/4"	8	6
2351007	G3/8"	8	6
2351008	G1/4"	10	8
2351009	G3/8"	10	8
2351010	G1/2"	10	8
2351011	G3/8"	12	10
2351012	G1/2"	12	10

Female Stud

BSP Parallel x Tube

9152	Thread BSPP	Tube mm	
		OD	ID
2302002	G1/4"	6	4
2302004	G1/4"	8	6
2302005	G3/8"	8	6
2302006	G1/4"	10	8
2302007	G3/8"	10	8
2302008	G1/2"	10	8

Equal Elbow

Tube x Tube

9152	Tube mm	
	OD	ID
2306001	6	4
2306003	10	8
2306004	12	10

Male Stud Elbow

BSP Tapered x Tube

9152	Thread BSPT	Tube mm	
		OD	ID
2305001	G1/8"	6	4
2305002	G1/4"	6	4
2305003	G1/8"	8	6
2305004	G1/4"	8	6
2305005	G3/8"	8	6
2305006	G1/4"	10	8
2305007	G3/8"	10	8
2305008	G1/2"	10	8
2305009	G3/8"	12	10
2305010	G1/2"	12	10

Straight Connector

Tube x Tube

9152	Tube mm	
	OD	ID
2303001	6	4
2303002	8	6
2303003	10	8
2303004	12	10

Equal Tee

Tube x Tube

9152	Tube mm	
	OD	ID
2309001	6	4
2309002	8	6
2309004	12	10

Female Stud Elbow

BSP Parallel x Tube

9152	Thread BSPP	Tube mm	
		OD	ID
2352002	G1/4"	8	6

Bulkhead Connector

Tube x Tube

9152	Tube mm	
	OD	ID
2304001	6	4
2304002	8	6

Male Stud Branch Tee

BSP Parallel x Tube

9152	Thread BSPP	Tube mm	
		OD	ID
2307001	G1/8"	6	4
2307002	G1/4"	6	4
2307003	G1/8"	8	6
2307004	G1/4"	8	6
2307005	G3/8"	8	6
2307008	G1/2"	10	8
2307009	G3/8"	12	10
2307010	G1/2"	12	10

Male Stud Run Tee

BSP Parallel x Tube

9152	Thread BSPP	Tube mm	
		OD	ID
2308012	G1/8"	5	3
2308001	G1/8"	6	4
2308002	G1/4"	6	4
2308004	G1/4"	8	6
2308005	G3/8"	8	6
2308006	G1/4"	10	8
2308007	G3/8"	10	8
2308008	G1/2"	10	8
2308009	G3/8"	12	10
2308010	G1/2"	12	10

Swivel Tube Fitting with Spring Guard

BSP Parallel x Tube

9152	Thread BSPP	Tube mm	
		OD	ID
2501010	G1/4"	6	4
2501011	G1/4"	8	6
2501012	G3/8"	10	8

Equal Cross

Tube x Tube

9152	Tube mm	
	OD	ID
2311001	6	4
2311002	8	6
2311003	10	8

POLYPROPYLENE QUICK-FIT FITTINGS

Food Contact FDA 21 CFR | Food Contact (EU) 1935/2004

tefen

3 Way Valve

EPDM O-rings

Working Temperature: -5°C to +60°C

Maximum Working Pressure: 10 bar

1/4" BSPT Inlet

0497	Outlet
3WAY-18	1/8" BSPT
3WAY-14	1/4" BSPT
3WAY-8MM	8mm Barb
Tech Sheet 10488	

Female Connector

BSPT

0497	ID mm	OD mm	Thread
PP2-6-18	4	6	1/8"
PP2-6-14	4	6	1/4"
PP2-8-14	6	8	1/4"

Male Run Tee

BSPT

0497	ID mm	OD mm	Thread
PP8-6-14	4	6	1/4"
PP8-12-14	10	12	1/4"
PP8-12-12	10	12	1/2"

Male Branch Tee

BSPT

0497	ID mm	OD mm	Thread
PP7-6-14	4	6	1/4"
PP7-8-14	6	8	1/4"
PP7-12-14	10	12	1/4"
PP7-12-38	10	12	3/8"
PP7-12-12	10	12	1/2"

Equal Tee

Tube x Tube

0497	ID mm	OD mm
PP9-6	4	6
PP9-8	6	8
PP9-12	10	12

Reducing Connector

Tube x Tube

0497	ID A mm	OD A mm	ID B mm	OD B mm
PP4-8-6	6	8	4	6

Equal Connector

Tube x Tube

0497	ID mm	OD mm
PP3-6	4	6
PP3-8	6	8
PP3-12	10	12

Equal Elbow

Tube x Tube

0497	ID mm	OD mm
PP5-6	4	6
PP5-8	6	8
PP5-12	10	12

Male Elbow

BSPT

0497	ID mm	OD mm	Thread
PP6-6-18	4	6	1/8"
PP6-6-14	4	6	1/4"
PP6-8-18	6	8	1/8"
PP6-8-14	6	8	1/4"
PP6-8-38	6	8	3/8"
PP6-12-14	10	12	1/4"
PP6-12-38	10	12	3/8"
PP6-12-12	10	12	1/2"

1 Body Type Banjo Bolt

Type PP13, BSPP

0497	Thread
PP13-14	1/4"

Double Banjo Body

BSPP

0497	ID mm	OD mm
PP10-8-8-18	6	8

Male Connector

BSPT

0497	ID mm	OD mm	Thread
PP1-6-18	4	6	1/8"
PP1-6-14	4	6	1/4"
PP1-8-18	6	8	1/8"
PP1-8-14	6	8	1/4"
PP1-12-14	10	12	1/4"
PP1-12-38	10	12	3/8"
PP1-12-12	10	12	1/2"

PVDF QUICK-FIT FITTINGS

Food Contact FDA 21 CFR | Food Contact (EU) 1935/2004 | NSF/ANSI 61

Fittings made of PVDF function better than nylon when exposed to a wide range of temperatures and high corrosive chemicals.

This enables them to be used in industries such as chemical processing due to their excellent chemical resistance properties.

Working Temperature: -20°C to +120°C

Maximum Working Pressure: 14 bar at 20°C

Male Connector

BSPT

0472	ID mm	OD mm	Thread
PPV1-6-18	4	6	1/8"
PPV1-8-14	6	8	1/4"
PPV1-12-38	10	12	3/8"
Tech Sheet 60237			

Equal Connector

Tube x Tube

0472	ID mm	OD mm
PPV3-6	4	6
PPV3-8	6	8
PPV3-12	10	12
Tech Sheet 60237		

Equal Tee

Tube x Tube

0472	ID mm	OD mm
PPV9-6	4	6
PPV9-8	6	8
PPV9-12	10	12
Tech Sheet 60237		

Female Connector

BSPT

0472	ID mm	OD mm	Thread
PPV2-6-18	4	6	1/8"
PPV2-6-14	4	6	1/4"
PPV2-8-14	6	8	1/4"
Tech Sheet 60237			

Equal Elbow

Tube x Tube

0472	ID mm	OD mm
PPV5-6	4	6
PPV5-8	6	8
PPV5-12	10	12
Tech Sheet 60237		

Male Elbow

BSPT

0472	ID mm	OD mm	Thread
PPV6-6-18	4	6	1/8"
PPV6-8-14	6	8	1/4"
PPV6-12-38	10	12	3/8"
Tech Sheet 60237			

For **Nylon Hose Tails**
...see pages **1150-1151**



Male Adaptors - Equal

Male Thread, BSPT

0447	Thread
UP1-18	1/8"
UP1-14	1/4"
UP1-38	3/8"
UP1-12	1/2"
UP1-34	3/4"
UP1-1	1"
UP1-114	1.1/4"
UP1-112	1.1/2"
UP1-2	2"

Male Thread, NPT x BSPT

0447	Thread
660-1010	1/8"
660-1313	1/4"
660-1717	3/8"
660-2121	1/2"
660-2626	3/4"
660-3333	1"

Male Thread, Metric

0447	Thread
2018-MM05	M5 x 0.8
2018-MM08	M8 x 1.0
2018-MM10	M10 x 1.0
2018-MM12	M12 x 1.5
2018-MM14	M14 x 1.5
2018-MM16	M16 x 1.5
2018-MM18	M18 x 1.5
2018-MM20	M20 x 1.5
2018-MM22	M22 x 1.5

Flat Faced, Male Thread, BSPP

0447	Thread
PM18-18FF	1/8"
PM14-14FF	1/4"
PM38-38FF	3/8"
PM12-12FF	1/2"
PM34-34FF	3/4"
PM1-1FF	1"

Male Adaptors - Unequal

Male Thread, BSPT x BSPT

0447	Thread	Thread
UP2-18-14	1/8"	1/4"
UP2-18-38	1/8"	3/8"
UP2-18-12	1/8"	1/2"
UP2-14-38	1/4"	3/8"
UP2-14-12	1/4"	1/2"
UP2-38-12	3/8"	1/2"
UP2-14-34	1/4"	3/4"
UP2-38-34	3/8"	3/4"
UP2-12-34	1/2"	3/4"
UP2-12-1	1/2"	1"
UP2-34-1	3/4"	1"

Male Thread, BSPP x BSPT

0447	BSPP Thread	BSPT Thread
UP2-14-18P	1/4"	1/8"
UP2-18-14P	1/8"	1/4"
UP2-38-14P	3/8"	1/4"
UP2-12-14P	1/2"	1/4"
UP2-14-38P	1/4"	3/8"
UP2-12-38P	1/2"	3/8"
UP2-14-12P	1/4"	1/2"
UP2-38-12P	3/8"	1/2"
UP2-34-12P	3/4"	1/2"
UP2-12-34P	1/2"	3/4"
UP2-34-1P	3/4"	1"

Male Thread, NPT x NPT

0447	Thread	Thread
2018-2473	1/8"	1/8"
2018-2481	1/8"	1/4"
2018-2499	1/4"	1/4"
2018-2515	3/8"	1/4"
2018-2523	3/8"	3/8"
2018-2531	1/4"	1/2"
2018-2549	1/2"	3/8"
2018-2556	1/2"	1/2"
2018-2564	1/4"	3/4"
2018-2572	3/8"	3/4"
2018-2580	1/2"	3/4"
2018-2598	3/4"	3/4"
2018-2606	1/2"	1"
2018-2614	3/4"	1"
2018-2622	1"	1"

60º Male Adaptors

Coned, Male Thread, BSPP

0447	Thread	Thread
PM18-18	1/8"	1/8"
PM14-18	1/4"	1/8"
PM14-14	1/4"	1/4"
PM38-18	3/8"	1/8"
PM38-14	3/8"	1/4"
PM12-38	1/2"	3/8"
PM12-12	1/2"	1/2"
PM34-38	3/4"	3/8"
PM34-12	3/4"	1/2"
PM34-34	3/4"	3/4"
PM1-38	1"	3/8"
PM1-12	1"	1/2"
PM1-34	1"	3/4"
PM114-1	1.1/4"	1"
PM112-114	1.1/2"	1.1/4"

Male Thread, BSPP x BSPT

0447	Thread
PT18	1/8"
PT14	1/4"
PT38	3/8"
PT12	1/2"
PT1	1"
PT114	1.1/4"
PT112	1.1/2"
PT2	2"

BRASS ADAPTORS

Reducing Bush

Male Thread, BSPT x Female Thread, BSPP

0447	Female Thread	Male Thread
UP3-18-14	1/8"	1/4"
UP3-18-38	1/8"	3/8"
UP3-18-12	1/8"	1/2"
UP3-14-38	1/4"	3/8"
UP3-14-12	1/4"	1/2"
UP3-38-12	3/8"	1/2"
UP3-14-34	3/4"	1/4"
UP3-38-34	3/4"	3/8"
UP3-12-34	3/4"	1/2"
UP3-14-1	1/4"	1"
UP3-38-1	1"	3/8"
UP3-12-1	1"	1/2"
UP3-34-1	1"	3/4"
UP3-34-114	1.1/4"	3/4"
UP3-1-114	1.1/4"	1"
UP3-114-112	1.1/2"	1.1/4"
UP3-114-2	2"	1.1/4"
UP3-112-2	2"	1.1/2"



Male Thread x Female Thread, BSPP

0447	Male Thread	Female Thread
UP3-18-14P	1/4"	1/8"
UP3-18-38P	3/8"	1/8"
UP3-14-38P	3/8"	1/4"
UP3-18-12P	1/2"	1/8"
UP3-14-12P	1/2"	1/4"
UP3-38-12P	1/2"	3/8"
UP3-14-34P	3/4"	1/4"
UP3-38-34P	3/4"	3/8"
UP3-12-34P	3/4"	1/2"
UP3-14-1P	1"	1/4"
UP3-38-1P	1"	3/8"
UP3-12-1P	1"	1/2"
UP3-34-1P	1"	3/4"



Male Thread, BSPT x Female Thread, Metric

0447	Male Thread	Female Thread
UP3-M5-18	1/8"	M5 x 0.8

Male Thread, NPT x Female Thread, NPS

0447	Male Thread	Female Thread
UP3-18-14N	1/4"	1/8"
UP3-18-38N	3/8"	1/8"
UP3-14-38N	3/8"	1/4"
UP3-18-12N	1/2"	1/8"
UP3-14-12N	1/2"	1/4"
UP3-38-12N	1/2"	3/8"
UP3-38-34N	3/4"	3/8"
UP3-12-34N	3/4"	1/2"
UP3-14-34N	3/4"	1/4"
UP3-14-1N	1"	1/4"
UP3-12-1N	1"	1/2"
UP3-34-1N	1"	3/4"

Bushes

Male Thread, Metric x Female Thread, Metric & BSPP

0447	Male Thread	Female Thread
UP3-14-M16	M16 x 1.5	1/4"
UP3-14-M18	M18 x 1.5	1/4"
UP3-14-M20	M20 x 1.5	1/4"
UP3-M16-M20	M20 x 1.5	M16 x 1.5
UP3-M16-M22	M22 x 1.5	M16 x 1.5
UP3-14-M22	M22 x 1.5	1/4"
UP3-38-M22	M22 x 1.5	3/8"

Female Equal Socket

Female Thread, BSPP

0447	Thread
UP4-18P	1/8"
UP4-12P	1/2"

Female Thread, Metric

0447	Thread
UP4-MM05	M5 x 0.8
UP4-MM06	M6 x 1.0
UP4-MM08	M8 x 1.0
UP4-MM10	M10 x 1.0
UP4-MM12	M12 x 1.5
UP4-MM14	M14 x 1.5
UP4-MM16	M16 x 1.5
UP4-MM18	M18 x 1.5
UP4-MM20	M20 x 1.5
UP4-MM22	M22 x 1.5
UP4-MM26	M26 x 1.5
UP4-MM30	M30 x 1.5

Female Thread, NPS

0447	Thread
UP4-18N	1/8"
UP4-14N	1/4"
UP4-38N	3/8"
UP4-12N	1/2"
UP4-1N	1"

Female Unequal Socket

Female Thread, BSPP

0447	Thread	Thread
UP4-18-14P	1/8"	1/4"
UP4-38-18P	3/8"	1/8"
UP4-38-14P	3/8"	1/4"
UP4-12-14P	1/2"	1/4"
UP4-12-38P	1/2"	3/8"
UP4-34-14P	3/4"	1/4"
UP4-34-38P	3/4"	3/8"
UP4-12-34P	1/2"	3/4"
UP4-1-34P	1"	3/4"
UP4-1-38P	1"	3/8"
UP4-1-12P	1"	1/2"

Male x Female Unequal Socket

Male Thread, BSPT x Female Thread, BSPP

0447	Male Thread	Female Thread
UP13-18-14P	1/8″	1/4″
UP13-18-38P	1/8″	3/8″
UP13-14-38P	1/4″	3/8″
UP13-14-12P	1/4″	1/2″
UP13-38-12P	3/8″	1/2″
UP13-12-34P	1/2″	3/4″
UP13-34-1P	3/4″	1″

Bulkhead Connector

Male Thread, BSPP

0447	Thread
MB18	1/8″
MB14	1/4″
MB38	3/8″
MB12	1/2″
MB34	3/4″
MB1	1″
MB114	1.1/4″
MB112	1.1/2″
MB2	2″

Male Thread, Metric x Female Thread, BSPP

0447	Thread	Thread
MBM18	M16 x 1.5	1/8″
MBM14	M20 x 1.5	1/4″
MBM38	M26 x 1.5	3/8″
MBM12	M28 x 1.5	1/2″
MBM34	M34 x 1.5	3/4″
MBM1	M42 x 1.5	1″

Connectors

Male Thread, BSPT x Female Thread, BSPP

0447	Thread
UP13-18	1/8″
UP13-14	1/4″
UP13-38	3/8″
UP13-12	1/2″
UP13-34	3/4″
UP13-1	1″

Male Thread, Metric x Female Thread, BSPP

0447	Thread	Thread
UP13-M5-18	M5 x 0.8	1/8″
UP13-M5-14	M5 x 0.8	1/4″
UP13-M6-18	M6 x 1.0	1/8″
UP13-M6-14	M6 x 1.0	1/4″

Male x Female Thread, Metric

0447	Thread	Thread
UP13-M5-M5	M5 x 0.8	M5 x 0.8

Male Thread, NPT x Female Thread, NPS

0447	Thread
UP13-18N	1/8″
UP13-14N	1/4″
UP13-38N	3/8″
UP13-12N	1/2″
UP13-34N	3/4″
UP13-1N	1″

Reducing Connector

Male, NPT x Female Thread, NPS

0447	Thread	Thread
UP13-18-14N	1/8″	1/4″
UP13-18-38N	1/8″	3/8″
UP13-14-38N	1/4″	3/8″
UP13-14-12N	1/4″	1/2″
UP13-38-12N	3/8″	1/2″

Male Thread, UNF x Female Thread, BSPP

0447	Male Thread	Female Thread
UP13-18-14U	1/4″	1/8″

Equal Elbows

Male Thread, BSPT

0447	Thread
UP5-18	1/8″
UP5-14	1/4″
UP5-38	3/8″
UP5-12	1/2″
MML16	1″
Tech Sheet 20183	

Male Thread x Female Thread, NPT

0447	Thread
UP5-18N	1/8″
UP5-14N	1/4″
UP5-12N	1/2″
UP5-34N	3/4″
UP5-1N	1″

Female Thread, BSPT

0447	Thread
UP6-18	1/8″
UP6-14	1/4″
UP6-38	3/8″
UP6-12	1/2″
UP6-34	3/4″
UP6-1	1″
UP6-114	1.1/4″
Tech Sheet 20183	

Female Thread, NPT

0447	Thread
UP6-14N	1/4″
UP6-34N	3/4″

Female Thread, Metric

0447	Thread
UP6-M5	M5 x 0.8

BRASS ADAPTORS

Equal Elbows

Male Thread x Female Thread, BSPT

0447	Thread
UP7-18	1/8"
UP7-14	1/4"
UP7-38	3/8"
UP7-12	1/2"
UP7-1	1"
UP7-114	1.1/4"
UP7-112	1.1/2"
Tech Sheet 20183	

Male Thread x Female Thread, Metric

0447	Thread
UP7-MM05	M5 x 0.8

Male Thread, BSPT x Female Thread, BSPP

0447	Thread
MFL02	1/8"
MFL04	1/4"
MFL06	3/8"
MFL08	1/2"
MFL12	3/4"
MFL16	1"
MFL20	1.1/4"
MFL24	1.1/2"
MFL32	2"

Compact 90° Elbows

Male Thread, BSPT x Female Thread, BSPP

0447	Thread
UP7-18C	1/8"
UP7-14C	1/4"
UP7-38C	3/8"
UP7-12C	1/2"

45° Elbows

Female Thread, BSPP

0447	Thread
UP11-12F	1/2"
UP11-34F	3/4"
UP11-114F	1.1/4"
UP11-112F	1.1/2"
UP11-2F	2"

Equal Tees

Female Thread, BSPP x Male Thread, BSPT x Female Thread, BSPP

0447	Thread
UP22-18	1/8"
UP22-14	1/4"
UP22-38	3/8"
UP22-12	1/2"
UP22-34	3/4"

Male Thread, BSPT x Male Thread, BSPT x Female Thread, BSPP

0447	Thread
UP14-18	1/8"
UP14-38	3/8"
UP14-12	1/2"

Male Thread, BSPT x Female Thread, BSPP x Male Thread, BSPT

0447	Thread
UP15-18	1/8"
UP15-14	1/4"
UP15-38	3/8"
UP15-12	1/2"

Female Thread, BSPP x Female Thread, BSPP x Male Thread, BSPT

0447	Thread
UP16-18	1/8"
UP16-14	1/4"
UP16-38	3/8"
UP16-12	1/2"
UP16-34	3/4"
UP16-1	1"

Female Thread, BSPP

0447	Thread
UP8-18	1/8"
UP8-14	1/4"
UP8-38	3/8"
UP8-12	1/2"
UP8-34	3/4"
UP8-1	1"
UP8-114	1.1/4"
UP8-112	1.1/2"
Tech Sheet 20184	

Female Thread, NPT

0447	Thread
UP8-18N	1/8"
UP8-14N	1/4"
UP8-12N	1/2"

Male Thread, BSPT

0447	Thread
UP9-18	1/8"
UP9-14	1/4"
UP9-38	3/8"
UP9-12	1/2"
Tech Sheet 20184	

Female Block Equal Tee

Female Thread, BSPT

0447	Thread
UP10-18	1/8"
UP10-14	1/4"
UP10-38	3/8"
Tech Sheet 20185	

Male x Female 45° Equal Elbow



Male Thread, BSPT x Female Thread, BSPP

0447	Thread
UP11-18	1/8"
UP11-14	1/4"
Tech Sheet 20186	

Cross Adaptors

Male Thread, BSPT

0447	Thread
UP19-14	1/4"
UP19-38	3/8"

Male Thread, BSPT x Female Thread, BSPP

0447	Thread
UP20-14	1/4"
UP20-38	3/8"
UP20-12	1/2"
UP20-34	3/4"
UP20-1	1"

Female Thread, BSPP

0447	Thread
UP21-14	1/4"
UP21-38	3/8"
UP21-12	1/2"

Barrel Nipple

Male Thread, BSPT

0447	Thread
TT18	1/8"
TT14	1/4"
TT38	3/8"
TT12	1/2"
TT34	3/4"
TT1	1"

Swivel Union

Male Thread, BSPT

1000	Thread	Thread
LD10/10K	1/8"	1/8"
LD13/13K	1/4"	1/4"
LD17/17K	3/8"	3/8"
LD21/21K	1/2"	1/2"
LD26/26K	3/4"	3/4"
LD33/33K	1"	1"
Tech Sheet 20775		

Female Thread, BSPP

1000	Thread
LDF21/21K	1/2"
LDF26/26K	3/4"
LDF33/33K	1"
LDF42/42K	1.1/4"
LDF48/48K	1.1/2"
LDF52/52K	2"

Equal Y Branch Outlet

Female Thread, BSPP

1000	Thread
UP17-18	1/8"
UP17-14	1/4"
UP17-38	3/8"
UP17-12	1/2"

Female Thread, BSPP x Female Thread, BSPP x Male Thread, BSPT

1000	Thread
UP18-18	1/8"
UP18-14	1/4"
UP18-38	3/8"
UP18-12	1/2"

Triple Outlet

Female Thread, BSPP

1000	Thread
DO-17	3/8"
DO-21	1/2"
Tech Sheet 20776	

Locknuts

Female Thread, BSPP

0447	Thread
UP12-18	1/8"
UP12-14	1/4"
UP12-38	3/8"
UP12-12	1/2"
UP12-58	5/8"
UP12-34	3/4"
UP12-78	7/8"
UP12-1	1"
UP12-114	1.1/4"
UP12-112	1.1/2"

Flanged Locknuts

Female Thread, BSPP

0447	Thread
UP12-38F	3/8"
UP12-12F	1/2"
UP12-34F	3/4"
UP12-1F	1"
UP12-114F	1.1/4"
UP12-112F	1.1/2"

Female Thread, Metric

0447	Thread
UP12-MM10	M10 x 1.0
UP12-MM12	M12 x 1.0
UP12-MM14.1	M14 x 1.0
UP12-MM14	M14 x 1.5
UP12-MM15	M15 x 1.0
UP12-MM16	M16 x 1.5
UP12-MM18	M18 x 1.5
UP12-MM20	M20 x 1.5
UP12-MM22	M22 x 1.5
UP12-MM24	M24 x 1.5
UP12-MM26	M26 x 1.5
UP12-MM28	M28 x 1.5
UP12-MM30	M30 x 1.5
UP12-MM34	M34 x 1.5
UP12-MM38	M38 x 1.5

BRASS ADAPTORS

Flanged Plugs

Male Thread, BSPP

1000	Thread
VFP10	1/8"
VFP13	1/4"
VFP17	3/8"
VFP21	1/2"
VFP26	3/4"
VFP33	1"
VFP42	1.1/4"
VFP48	1.1/2"
VFP52	2"

Hollow Plugs



Male Thread, BSPT

0447	Thread
VHP18	1/8"
VHP14	1/4"
VHP38	3/8"
VHP12	1/2"
VHP58	5/8"
VHP34	3/4"
VHP1	1"
VHP114	1.1/4"

Male Thread, BSPP

0447	Thread
VHP18P	1/8"
VHP14P	1/4"
VHP38P	3/8"
VHP12P	1/2"
VHP58P	5/8"
VHP34P	3/4"
VHP1P	1"
VHP114P	1/4"
VHP112P	1/2"
VHP2P	2"

Male Thread, NPT

0447	Thread
VHP18N	1/8"
VHP14N	1/4"
VHP38N	3/8"
VHP12N	1/2"
VHP34N	3/4"
VHP2N	2"

Solid Plugs

Male Thread, Metric

0447	Thread
VHPM05	M5 x 0.8
VHPM06	M6 x 1.0
VHPM08	M8 x 1.0
VHPM14	M14 x 1.5
VHPM16	M16 x 1.5
VHPM18	M18 x 1.5
VHPM20	M20 x 1.5
VHPM22	M22 x 1.5
VHPM24	M24 x 1.5
VHPM26	M26 x 1.5
VHPM28	M28 x 1.5

Male Thread, BSPT

0447	Thread
VPS18	1/8"
VPS14	1/4"
VPS38	3/8"
VPS12	1/2"
VPS58	5/8"
VPS34	3/4"
VPS78	7/8"
VPS1	1"
VPS114	1.1/4"
VPS112	1.1/2"
VPS2	2"

Male Thread, BSPP

0447	Thread
VPS18P	1/8"
VPS14P	1/4"
VPS38P	3/8"
VPS12P	1/2"
VPS58P	5/8"
VPS34P	3/4"
VPS1P	1"
VPS112P	1.1/2"
VPS2P	2"

Male Thread, NPT

0447	Thread
VPS18N	1/8"
VPS14N	1/4"
VPS38N	3/8"
VPS12N	1/2"
VPS34N	3/4"
VPS1N	1"
VPS114N	1.1/4"
VPS112N	1.1/2"
VPS2N	2"

Square Head Plugs

Male Thread, BSPP

1000	Thread
VPQ14	1/4"
VPQ38	3/8"
VPQ12	1/2"
VPQ34	3/4"
VPQ1	1"
VPQ114	1.1/4"
VPQ112	1.1/2"
VPQ2	2"

Allen Key Plugs

Male Thread, BSPT

0447	Thread
AK-TT18	1/8"
AK-TT14	1/4"
AK-TT38	3/8"
AK-TT12	1/2"
AK-TT34	3/4"
AK-TT1	1"

Male Thread, BSPP

0447	Thread
AK-PP18	1/8"
AK-PP14	1/4"
AK-PP38	3/8"
AK-PP12	1/2"

Male Thread, Metric

0447	Thread
AK-MM08	M8 x 1.0
AK-MM10	M10 x 1.0
AK-MM12	M12 x 1.5
AK-MM14	M14 x 1.5
AK-MM16	M16 x 1.5
AK-MM18	M18 x 1.5
AK-MM20	M20 x 1.5
AK-MM22	M22 x 1.5
AK-MM24	M24 x 1.5

Male Thread, NPT

0447	Thread
AK-NN18	1/8"
AK-NN14	1/4"
AK-NN38	3/8"
AK-NN12	1/2"

Caps

Female Thread, BSPP

0447	Thread
VCAP10	1/8"
VCAP13	1/4"
VCAP17	3/8"
VCAP21	1/2"
VCAP26	3/4"
VCAP33	1"
VCAP42	1/4"
VCAP48	1/2"

Air Vents

Male Thread, BSPP

1000	Thread
AK-VV18	1/8"
AK-VV14	1/4"
AK-VV12	1/2"

NICKEL PLATED BRASS ADAPTORS

Temperature:
+300 °C

Maximum Working Pressure
1/8" - 150 bar 1/4" - 100 bar 3/8" - 75 bar 1/2" - 50 bar 3/4" - 85 bar 1" - 80 bar

Equal Male Adaptors

Male Thread, BSPT

0422	Thread
DN10/10K	1/8"
DN13/13K	1/4"
DN17/17K	3/8"
DN21/21K	1/2"
DN26/26K	3/4"
DN33/33K	1"
DN42/42K	1.1/4"
DN50/50K	1.1/2"

Tech Sheet 1620

Male Thread, Metric & BSPP

0422	Thread
DN05/05	M5
DN10/10	1/8"
DN13/13	1/4"
DN17/17	3/8"
DN21/21	1/2"
DN26/26	3/4"
DN33/33	1"
DN42/42	1.1/4"
DN50/50	1.1/2"
DN55/55	2"

Tech Sheet 1620

Unequal Male Adaptors

Male Thread, BSPT

0422	Thread	Thread
DN10/13K	1/8"	1/4"
DN10/17K	1/8"	3/8"
DN10/21K	1/8"	1/2"
DN13/17K	1/4"	3/8"
DN13/21K	1/4"	1/2"
DN17/21K	3/8"	1/2"
DN21/26K	1/2"	3/4"
DN26/33K	3/4"	1"
DN33/42K	1"	1.1/4"
DN42/50K	1.1/4"	1.1/2"
DN50/55K	1.1/2"	2"

Tech Sheet 1622

Male Thread, Metric & BSPP

0422	Thread	Thread
DN05/10	M5	1/8"
DN10/13	1/8"	1/4"
DN10/17	1/8"	3/8"
DN13/17	1/4"	3/8"
DN13/21	1/4"	1/2"
DN17/21	3/8"	1/2"
DN21/26	1/2"	3/4"
DN26/33	3/4"	1"
DN33/42	1"	1.1/4"
DN42/50	1.1/4"	1.1/2"
DN50/55	1.1/2"	2"

Tech Sheet 1622

Male x Female Adaptors

Male Thread, BSPT x Female Thread, BSPP

0422	Male Thread	Female Thread
RL10/10K	1/8"	1/8"
RL10/13K	1/8"	1/4"
RL10/17K	1/8"	3/8"
RL13/13K	1/4"	1/4"
RL13/17K	1/4"	3/8"
RL13/21K	1/4"	1/2"
RL17/17K	3/8"	3/8"
RL17/21K	3/8"	1/2"
RL17/26K	3/8"	3/4"
RL21/21K	1/2"	1/2"
RL21/26K	1/2"	3/4"
RL21/33K	1/2"	1"
RL26/26K	3/4"	3/4"
RL26/33K	3/4"	1"
RL33/33K	1"	1"

Tech Sheet 10704

Male Thread, NPTF x Female Thread, BSPP

0422	Thread
RL10/10KN	1/8"
RL13/13KN	1/4"
RL17/17KN	3/8"

Tech Sheet 10704

Male Thread, BSPP x Female Thread, Metric & BSPP

0422	Male Thread	Female Thread
RL05/05	M5	M5
RL05/10	M5	1/8"
RL10/10	1/8"	1/8"
RL10/13	1/8"	1/4"
RL10/17	1/8"	3/8"
RL13/13	1/4"	1/4"
RL13/17	1/4"	3/8"
RL13/21	1/4"	1/2"
RL17/17	3/8"	3/8"
RL17/21	3/8"	1/2"
RL17/26	3/8"	3/4"
RL21/21	1/2"	1/2"
RL21/26	1/2"	3/4"
RL21/33	1/2"	1"
RL26/26	3/4"	3/4"
RL26/33	3/4"	1"
RL33/33	1"	1"

Tech Sheet 10704

Male Thread, BSPP x Female Thread, NPTF

0422	Thread
RL10/10N	1/8"
RL13/13N	1/4"
RL17/17N	3/8"
RL21/21N	1/2"

Tech Sheet 10704

Extension, Male Thread, BSPP x Female Thread, BSPP

0422	Thread	Length mm
RL05/05X	M5	18.5
RL10/10X	1/8"	22
RL10/10Y	1/8"	42
RL13/13X	1/4"	35
RL13/13Y	1/4"	51
RL17/17X	3/8"	41
RL21/21X	1/2"	35
RL26/26X	3/4"	50
RL33/33X	1"	50

Tech Sheet 10704

X = Standard Length (as photo), Y = Extended Length



You might also need
Hose & Tubing
see **Section 12**

NICKEL PLATED BRASS ADAPTORS

Equal Swivel Connectors

Male Thread, BSPT x Female Thread, BSPP

0422	Thread
2110-18	1/8″
2110-14	1/4″
2110-38	3/8″

Tech Sheet 10704

Male Thread, BSPP x Female Thread, BSPP

0422	Thread
2115-18	1/8″
2115-14	1/4″
2115-38	3/8″

Tech Sheet 10704

Note:
Un-plated only.

Male Thread, BSPT x Female Thread, BSPP

0422	Thread
SF10	1/8″
SF13	1/4″
SF17	3/8″
SF21	1/2″

Tech Sheet 10704

Equal Bulkhead Connectors

Female Thread, Metric & BSPP x Male Thread, Metric

0422	Female Thread	Male Thread
3060-M5	M5	M10 x 1
3060-1/8	1/8″	M16 x 1.5
3060-1/4	1/4″	M20 x 1.5
3060-3/8	3/8″	M26 x 1.5
3060-1/2	1/2″	M28 x 1.5
3060-3/4	3/4″	M33 x 1.5
3060-1	1″	M42 x 1.5

Tech Sheet 10702

Equal Sockets

Female Thread, Metric & BSPP

0422	Thread
MU05	M5
MU10	1/8″
MU13	1/4″
MU17	3/8″
MU21	1/2″
MU26	3/4″
MU33	1″

Tech Sheet 1621

Unequal Sockets

Female Thread, Metric & BSPP

0422	Thread	Thread
MU05/10	M5	1/8″
MU10/13	1/8″	1/4″
MU10/17	1/8″	3/8″
MU10/21	1/8″	1/2″
MU13/17	1/4″	3/8″
MU13/21	1/4″	1/2″
MU17/21	3/8″	1/2″
MU17/26	3/8″	3/4″
MU21/26	1/2″	3/4″
MU21/33	1/2″	1″
MU26/33	3/4″	1″

Tech Sheet 1621

Reducing Bushes

Male Thread, BSPP x Female Thread, Metric & BSPP

0422	Male Thread	Female Thread
RK05/10	1/8″	M5
RK05/13	1/4″	M5
RK10/13	1/4″	1/8″
RK10/17	3/8″	1/8″
RK10/21	1/2″	1/8″
RK13/17	3/8″	1/4″
RK13/21	1/2″	1/4″
RK13/26	3/4″	1/4″
RK17/21	1/2″	3/8″
RK17/26	3/4″	3/8″
RK17/33	1″	3/8″
RK21/26	3/4″	1/2″
RK21/33	1″	1/2″
RK26/33	1″	3/4″
RK33/42	1.1/4″	1″
RK42/50	1.1/2″	1.1/4″
RK42/55	2″	1.1/4″
RK50/55	2″	1.1/2″

Tech Sheet 1623

Male Thread, BSPT x Female Thread, BSPP

0422	Male Thread	Female Thread
RK05/10K	1/8″	M5x0.8
RK10/13K	1/4″	1/8″
RK10/17K	3/8″	1/8″
RK13/17K	3/8″	1/4″
RK10/21K	1/2″	1/8″
RK13/21K	1/2″	1/4″
RK17/21K	1/2″	3/8″
RK13/26K	3/4″	1/4″
RK17/26K	3/4″	3/8″
RK21/26K	3/4″	1/2″
RK13/33K	1″	1/4″
RK17/33K	1″	3/8″
RK21/33K	1″	1/2″
RK26/33K	1″	3/4″
RK21/42K	1.1/4″	1/2″
RK26/42K	1.1/4″	3/4″
RK33/42K	1.1/4″	1″
RK33/50K	1.1/2″	1″
RK33/55K	2″	1″
RK42/55K	2″	1.1/4″
RK50/55K	2″	1.1/2″

Tech Sheet 1623

Note:
*Un-plated only.

Male Thread, BSPP x Female Thread, Metric & BSPP

0422	Male Thread	Female Thread
2095-13/10	1/4″	1/8″
2095-17/10	3/8″	1/8″
2095-17/13	3/8″	1/4″
2095-21/13	1/2″	1/4″
2095-21/17	1/2″	3/8″
2095-26/21	3/4″	1/2″
2095-33/21	1″	1/2″
2095-33/26	1″	3/4″

Tech Sheet 1623

NICKEL PLATED BRASS ADAPTORS

Equal Elbows

Female Thread, Metric & BSPP

0422	Thread
WIM5	M5
WI10	1/8"
WI13	1/4"
WI17	3/8"
WI21	1/2"
WI26	3/4"
WI33	1"
Tech Sheet 1093	

Male Thread, Metric & BSPT x Female Thread, Metric & BSPP

0422	Thread
WSLM5	M5
WSL10	1/8"
WSL13	1/4"
WSL17	3/8"
WSL21	1/2"
WSL26	3/4"
WSL33	1"
Tech Sheet 1093	

Male Thread, Metric & BSPT

0422	Thread
WAM5	M5
WA10	1/8"
WA13	1/4"
WA17	3/8"
WA21	1/2"
WA26	3/4"
WA33	1"
Tech Sheet 1093	

Equal Tees

Offset Male Thread, BSPT x Female Thread, BSPP

0422	Thread
TD10	1/8"
TD13	1/4"
TD17	3/8"
TD21	1/2"
TD26	3/4"
TD33	1"
Tech Sheet 1094	

Branch Female Thread, Metric & BSPP x Male Thread, Metric & BSPT

0422	Thread
TCM5	M5
TC10	1/8"
TC13	1/4"
TC17	3/8"
TC21	1/2"
TC26	3/4"
TC33	1"
Tech Sheet 1094	

Male Thread, BSPT

0422	Thread
TA10	1/8"
TA13	1/4"
TA17	3/8"
TA21	1/2"
TA26	3/4"
TA33	1"
Tech Sheet 1094	

Female Thread, Metric & BSPP

0422	Thread
TIM5	M5
TI10	1/8"
TI13	1/4"
TI17	3/8"
TI21	1/2"
TI26	3/4"
TI33	1"
Tech Sheet 1094	

Branch Male Thread, Metric & BSPT x Female Thread, Metric & BSPP

0422	Thread
TKL05	M5
TKL10	1/8"
TKL13	1/4"
TKL17	3/8"
TKL21	1/2"
TKL26	3/4"
TKL33	1"
Tech Sheet 1094	

Offset Female Thread, Metric & BSPP x Male Thread, Metric & BSPT

0422	Thread
TB05	M5
TB10	1/8"
TB13	1/4"
TB17	3/8"
TB21	1/2"
TB26	3/4"
TB33	1"
Tech Sheet 1094	

NICKEL PLATED BRASS ADAPTORS

Equal Block Elbows

Male Thread,
BSPP x Female Thread, BSPP

0422	Thread
6070-1/8	1/8"
6070-1/4	1/4"

Equal Block Tees

Male Thread,
BSPP x Female Thread, BSPP

0422	Thread
6080-1/8	1/8"
6080-1/4	1/4"

90º Wall Bracket Fitting

Female Thread, BSPP

0422	Thread
5050-1/2	1/2"
Tech Sheet 10703	

Equal Crosses

Male Thread
BSPT x Female Thread, BSPP

0422	Thread
FD10	1/8"
FD13	1/4"
FD17	3/8"
FD21	1/2"
Tech Sheet 1095	

Male Thread, BSPT

0422	Thread
FE10	1/8"
FE13	1/4"
FE17	3/8"
FE21	1/2"
Tech Sheet 1095	

Female Thread, BSPP

0422	Thread
FC10	1/8"
FC13	1/4"
FC17	3/8"
FC21	1/2"
Tech Sheet 1095	

Equal Y Connectors

Female Thread, BSPP

0422	Thread
ZO-10	1/8"
ZO-13	1/4"
ZO-17	3/8"
ZO-21	1/2"
Tech Sheet 1096	

Male Thread,
BSPT x Female Thread, BSPP

0422	Male Thread
XO-10	1/8"
XO-13	1/4"
XO-17	3/8"
XO-21	1/2"
Tech Sheet 1096	

Triple Outlet

Female Thread, BSPP

0422	Thread
TO06NP	3/8"

For **Malleable Iron Fittings**
…see pages **1178-1380**

For **Malleable Iron Accessories**
…see pages **1184-1385**

Blanking Plugs

Male Thread, BSPT

0422	Thread
VZ10K	1/8″
VZ13K	1/4″
VZ17K	3/8″
VZ21K	1/2″
VZ26K	3/4″
VZ33K	1″

Male Thread, Metric & BSPP

0422	Thread
VZ05	M5
VZ10	1/8″
VZ13	1/4″
VZ17	3/8″
VZ21	1/2″
VZ26	3/4″
VZ33	1″
Tech Sheet 10704	

Nitrile O-Ring Seal & Hexagon Recess, Male Thread, Metric & BSPP

0422	Thread
ZV-05	M5
ZV-10	1/8″
ZV-13	1/4″
ZV-17	3/8″
ZV-21	1/2″
ZV-26	3/4″
ZV-33	1″
Tech Sheet 10704	

FKM O-Ring Seal & Hexagon Recess, Male Thread, Metric & BSPP

0422	Thread
ZV-05FKM	M5
ZV-10FKM	1/8″
ZV-13FKM	1/4″
ZV-17FKM	3/8″
ZV-21FKM	1/2″

Blanking Caps

Female Thread, BSPP

0422	Thread
VK10	1/8″
VK13	1/4″
VK17	3/8″
VK21	1/2″
VK26	3/4″
VK33	1″
Tech Sheet 10700	

Lock Nuts

Female Thread, BSPP

0422	Thread
KM10WN	1/8″
KM13WN	1/4″
KM17WN	3/8″
KM21WN	1/2″
KM26WN	3/4″
Tech Sheet 10702	

Allen Key Plugs

Male Thread, BSPT

0422	Thread
3025-1/8	1/8″
3025-1/4	1/4″
3025-3/8	3/8″
3025-1/2	1/2″
3025-3/4	3/4″
3025-1	1″
Tech Sheet 10700	

Male Thread, BSPP

0422	Thread
3026-1/8	1/8″
3026-1/4	1/4″
3026-3/8	3/8″
3026-1/2	1/2″
3026-3/4	3/4″
Tech Sheet 10700	

Equal Socket

Female Thread, BSPP

0447	Thread
FFA02/02NP	1/8″
FFA04/04NP	1/4″
FFA06/06NP	3/8″
FFA08/08NP	1/2″
FFA12/12NP	3/4″
FFA16/16NP	1″

NICKEL PLATED BRASS ADAPTORS

Unequal Reducing Sockets

Female Thread, BSPP

0447	Thread	Thread
FFR04/02NP	1/4"	1/8"
FFR06/04NP	3/8"	1/4"
FFR08/04NP	1/2"	1/4"
FFR08/06NP	1/2"	3/8"
FFR12/04NP	3/4"	1/4"
FFR12/06NP	3/4"	3/8"
FFR12/08NP	3/4"	1/2"
FFR16/08NP	1"	1/2"
FFR16/12NP	1"	3/4"

Caps

Female Thread, Metric

0447	Thread
CAP04NP	1/4"
CAP06NP	3/8"
CAP08NP	1/2"
CAP16NP	1"

For **Reusable Hydraulic Fittings** ...see page **41**

Hexagonal Plugs

Male Thread, BSPT

0447	Thread
PBT02SNP	1/8"
PBT04SNP	1/4"
PBT06SNP	3/8"

Male Thread, BSPP

0447	Thread
PBP02SNP	1/8"
PBP06SNP	3/8"
PBP08SNP	1/2"

Allen Key Plugs

Male Thread, NPT

0447	Thread
AKN02NP	1/8"
AKN04NP	1/4"
AKN06NP	3/8"
AKN08NP	1/2"

Steel, Male Thread, BSPT

0447	Thread
SAK02	1/8"
SAK04	1/4"
SAK06	3/8"
SAK08	1/2"

Lock Nuts

Female Thread, Metric

0447	Thread
LNM15NP	M15 x 1.0
LNM20NP	M20 x 1.5
LNM24NP	M24 x 1.5
LNM26NP	M26 x 1.5
LNM28NP	M28 x 1.5

Female Thread, BSPP

0447	Thread
LN02NP	1/8"
LN04NP	1/4"
LN06NP	3/8"
LN08NP	1/2"
LN12NP	3/4"
LN16NP	1"

POLYPROPYLENE HOSE ADAPTORS

Reducing Bush

Male x Female, BSPP

1050	Male Thread	Female Thread
PRB34-12	3/4"	1/2"
PRB1-12	1"	1/2"
PRB1-34	1"	3/4"
PRB114-12	1.1/4"	1/2"
PRB114-34	1.1/4"	3/4"
PRB114-1	1.1/4"	1"
PRB112-34	1.1/2"	3/4"
PRB112-1	1.1/2"	1"
PRB112-114	1.1/2"	1.1/4"
PRB2-34	2"	3/4"
PRB2-1	2"	1"
PRB2-114	2"	1.1/4"
PRB2-112	2"	1.1/2"
PRB212-2	2.1/2"	2"
PRB3-2	3"	2"
PRB3-212	3"	2.1/2"
Tech Sheet 10640		

Male x Female Reducer

Male x Female, BSPP

1050	Male Thread	Female Thread
PRE12-38	1/2"	3/8"
PRE34-12	3/4"	1/2"
PRE1-12	1"	1/2"
PRE1-34	1"	3/4"
PRE114-1	1.1/4"	1"
PRE112-114	1.1/2"	1.1/4"
PRE2-112	2"	1.1/2"
Tech Sheet 10640		

Reducing Nipple

Male, BSPP

1050	Thread	Thread
PRN34-12	3/4"	1/2"
PRN1-34	1"	3/4"
PRN114-1	1.1/4"	1"
PRN112-114	1.1/2"	1.1/4"
PRN2-112	2"	1.1/2"
PRN212-2	2.1/2"	2"
Tech Sheet 10640		

Nipple

Male, BSPP

1050	Thread
PEN12-12	1/2"
PEN34-34	3/4"
PEN1-1	1"
PEN114-114	1.1/4"
PEN112-112	1.1/2"
PEN2-2	2"
PEN3-3	3"
Tech Sheet 10640	

Plug

Male, BSPP

1050	Thread
PTP12	1/2"
PTP34	3/4"
PTP1	1"
PTP114	1.1/4"
PTP112	1.1/2"
PTP2	2"
PTP212	2.1/2"
Tech Sheet 10640	

Reducing Socket

Female, BSPP

1050	Thread	Thread
PRS34-12	3/4"	1/2"
PRS1-34	1"	3/4"
PRS114-1	1.1/4"	1"
PRS112-114	1.1/2"	1.1/4"
PRS2-112	2"	1.1/2"
Tech Sheet 10640		

Socket

Female, BSPP

1050	Thread
PES12-12	1/2"
PES34-34	3/4"
PES1-1	1"
PES114-114	1.1/4"
PES112-112	1.1/2"
PES2-2	2"
PES3-3	3"
Tech Sheet 10640	

Cap

Female, BSPP

1050	Thread
PTC12	1/2"
PTC34	3/4"
PTC1	1"
PTC114	1.1/4"
PTC112	1.1/2"
PTC2	2"
Tech Sheet 10640	

NYLON ADAPTORS

Food Contact FDA 21 CFR

Food Contact (EU) 1935/2004

tefen

Nylon 6-6

Temperature: -20 to 110°C

Working Pressure: Up to 14 bar (200 psi) at 20°C

Fittings Dimensions: refer to tube ID or OD, with respect to the common application

Unequal Nipple

BSPT

0497	Thread	Thread
PN1-14-18	1/4"	1/8"
PN1-38-14	3/8"	1/4"
PN1-12-14	1/2"	1/4"
PN1-12-38	1/2"	3/8"

Equal Nipple

BSPT

0497	Thread
PN2-18	1/8"
PN2-14	1/4"
PN2-38	3/8"
PN2-12	1/2"

Reducing Socket

BSPT

0497	Thread A	Thread B
PN6-14-18	1/8"	1/4"
PN6-38-18	1/8"	3/8"
PN6-38-14	1/4"	3/8"
PN6-12-14	1/4"	1/2"
PN6-34-14	1/4"	3/4"
PN6-12-38	3/8"	1/2"

Female Socket

BSPT

0497	Thread
PN5-18	1/8"
PN5-14	1/4"
PN5-38	3/8"
PN5-12	1/2"

Bush

BSPT

0497	Male Thread	Female Thread
PN3-18-14	1/4"	1/8"
PN3-18-12	1/2"	1/8"
PN3-14-18	1/8"	1/4"
PN3-14-14	1/4"	1/4"
PN3-14-38	3/8"	1/4"
PN3-38-18	1/8"	3/8"
PN3-38-14	1/4"	3/8"
PN3-38-38	3/8"	3/8"
PN3-38-12	1/2"	3/8"
PN3-12-14	1/4"	1/2"
PN3-12-38	3/8"	1/2"
PN3-12-12	1/2"	1/2"

Reducing Bush

BSPT

0497	Male Thread	Female Thread
PN4-14-18	1/4"	1/8"
PN4-38-18	3/8"	1/8"
PN4-38-14	3/8"	1/4"
PN4-12-14	1/2"	1/4"
PN4-12-38	1/2"	3/8"
PN4-34-14	3/4"	1/4"
PN4-34-38	3/4"	3/8"
PN4-34-12	3/4"	1/2"

Equal Elbow

BSPT

0497	Thread
PN10-18	1/8"
PN10-14	1/4"
PN10-38	3/8"
PN10-12	1/2"

Reducing Elbow

BSPT

0497	Thread	Thread
PN11-14-18	1/4"	1/8"
PN11-38-14	3/8"	1/4"

Equal Tee

BSPT

0497	Thread
PN7-14	1/4"
PN7-38	3/8"
PN7-12	1/2"

PVDF ADAPTORS

Food Contact FDA 21 CFR | Food Contact (EU) 1935/2004 | NSF/ANSI 61

Fittings made of PVDF function better then nylon when exposed to a wide range of temperatures and high corrosive chemicals.

This enables them to be used in industries such as chemical processing due to their excellent chemical resistance properties.

Working Temperature: -20°C to +120°C

Maximum Working Pressure: 14 bar at 20°C

Equal Nipple

BSPT

0472	Thread
PV2-18	1/8"
PV2-14	1/4"
PV2-38	3/8"
PV2-12	1/2"
Tech Sheet 60237	

Unequal Nipple

BSPT

0472	Thread	Thread
PV1-14-18	1/4"	1/8"
PV1-38-14	3/8"	1/4"
PV1-12-14	1/2"	1/4"
PV1-12-38	1/2"	3/8
Tech Sheet 60237		

Female Socket

BSPT

0472	Thread
PV5-18	1/8"
PV5-14	1/4"
PV5-38	3/8"
PV5-12	1/2"
Tech Sheet 60237	

Reducing Socket

BSPT

0472	Thread	Thread
PV6-14-18	1/4"	1/8"
PV6-38-14	3/8"	1/4"
PV6-12-14	1/2"	1/4"
Tech Sheet 60237		

Reducing Bush

BSPT

0472	Male Thread	Female Thread
PV4-14-18	1/4"	1/8"
PV4-38-18	3/8"	1/8"
PV4-38-14	3/8"	1/4"
PV4-12-18	1/2"	1/8"
PV4-12-14	1/2"	1/4"
PV4-12-38	1/2"	3/8"
Tech Sheet 60237		

Bush

BSPT

0472	Male Thread	Female Thread
PV3-18-38	1/8"	3/8"
PV3-14-18	1/4"	1/8"
PV3-14-14	1/4"	1/4"
PV3-14-38	1/4"	3/8"
PV3-38-18	3/8"	1/8"
PV3-38-14	3/8"	1/4"
PV3-38-12	3/8"	1/2"
PV3-12-14	1/2"	1/4"
Tech Sheet 60237		

Equal Elbow

BSPT

0472	Thread
PV10-38	3/8"
PV10-12	1/2"
Tech Sheet 60237	

Equal Tee

BSPT

0472	Thread
PV7-18	1/8"
PV7-14	1/4"
Tech Sheet 60237	

Blanking Plug

BSPT

0472	Thread
PV12-18	1/8"
PV12-14	1/4"
PV12-38	3/8"
PV12-12	1/2"
Tech Sheet 60237	

Blanking Cap

BSPT

0472	Thread
PV13-14	1/4"
PV13-38	3/8"
PV13-12	1/2"
Tech Sheet 60237	

3000lb FORGED PIPE FITTINGS, ANSI B16.11

Working Temperature: 0°C to +180°C

Maximum Working Pressure: 206 bar

Pressure and temperature ratings according to ASME B16.11

Available up to 4"

90° Equal Elbow

Female Thread, NPT

0506	Thread
1013-0003	1/2"
1013-0005	1"
1013-0008	2"
Tech Sheet 68800	

Equal Tee

Female Thread, NPT

0506	Thread
1013-0009	1/4"
1013-0011	1/2"
1013-0013	1"
1013-0016	2"
Tech Sheet 68800	

Equal Hexagon Nipple

Male Thread, NPT

0506	Thread
1013-0025	1/4"
1013-0027	1/2"
1013-0028	3/4"
1013-0029	1"
1013-0030	1.1/4"
1013-0032	2"
Tech Sheet 68800	

Equal Union

Female Thread, NPT

0506	Thread
1013-0034	3/8"
1013-0035	1/2"
1013-0038	1.1/4"
1013-0039	1.1/2"
1013-0040	2"
Tech Sheet 68800	

Hexagon Plug

Male Thread, NPT

0506	Thread
1013-0041	1/4"
1013-0042	3/8"
1013-0043	1/2"
1013-0044	3/4"
1013-0048	2"
Tech Sheet 68800	

Equal Coupling

Female Thread, NPT

0506	Thread
1013-0050	3/8"
1013-0051	1/2"
1013-0052	3/4"
1013-0053	1"
1013-0054	1.1/4"
1013-0056	2"
Tech Sheet 68800	

For **Flanges & Gaskets** see pages **1386-1390**

150lb 316 STAINLESS STEEL PIPE FITTINGS

RoHS 3 COMPLIANT | ISO 9001:2015 | stainless steel | HAITIMA

This technical data is applicable to the full range of 316 Stainless Steel Adaptors only.
Threads: Tapered in conformity with ISO 7.1, BS 21, DIN 2999. Parallel in conformity with BS 2779, ISO 228.
Dimensions: All components are manufactured to the requirements of ASTM A-351.
The dimensions are in accordance with ANSI B16.3.

Working Temperature:
-20°C to +260°C

Working Pressure:
20 bar

Equal Cross

Female Thread, BSPP

1111	Thread
EC-18	1/8"
EC-14	1/4"
EC-38	3/8"
EC-12	1/2"
EC-34	3/4"
EC-1	1"
EC-114	1.1/4"
EC-112	1.1/2"
EC-2	2"
Tech Sheet 1800	

Equal Tee

Female Thread, BSPP

1111	Thread
ET-18	1/8"
ET-14	1/4"
ET-38	3/8"
ET-12	1/2"
ET-34	3/4"
ET-1	1"
ET-114	1.1/4"
ET-112	1.1/2"
ET-2	2"
ET-212	2.1/2"
ET-3	3"
ET-4	4"
Tech Sheet 1799	

Straight Hose Tails

Male Thread, BSPT

1111	Thread	To Suit Hose ID
HT-18-06	1/8"	1/4" (6mm)
HT-14	1/4"	1/4" (6mm)
HT-14-08	1/4"	5/16" (8mm)
HT-14-10	1/4"	3/8" (10mm)
HT-14-13	1/4"	1/2" (13mm)
HT-38-08	3/8"	5/16" (8mm)
HT-38	3/8"	3/8" (10mm)
HT-38-13	3/8"	1/2" (13mm)
HT-12-06	1/2"	1/4" (6mm)
HT-12-10	1/2"	3/8" (10mm)
HT-12	1/2"	1/2" (13mm)
HT-12-19	1/2"	3/4" (19mm)
HT-12-25	1/2"	1" (25mm)
HT-12-16	1/2"	5/8"
HT-34-13	3/4"	1/2" (13mm)
HT-34	3/4"	3/4" (19mm)
HT-1-19	1"	3/4" (19mm)
HT-1	1"	1" (25mm)
HT-1-31	1"	1.1/4" (31mm)
HT-114	1.1/4"	1.1/4" (31mm)
HT-112	1.1/2"	1.1/2" (38mm)
HT-2	2"	2" (50mm)
HT-212	2.1/2"	2.1/2" (63mm)
HT-3	3"	3" (75mm)
HT-4	4"	4" (100mm)
Tech Sheet 1795		

Female Fixed Thread, BSPP

1111	Thread	To Suit Hose ID
SFHT10/06	1/8"	6mm (1/4")
SFHT13/06	1/4"	6mm (1/4")
SFHT13/09	1/4"	9mm (3/8")
SFHT17/10	3/8"	10mm (3/8")
SFHT21/13	1/2"	13mm (1/2")
SFHT26/19	3/4"	19mm (3/4")
SFHT33/25	1"	25mm (1")
SFHT42/32	1.1/4"	32mm (1.1/4")
SFHT48/38	1.1/2"	38mm (1.1/2")
SFHT52/51	2"	51mm (2")
Tech Sheet 20777		

Equal Hose Joiner

1111	To Suit Hose ID
DS06-SS	1/4" (6mm)
DS08-SS	5/16" (8mm)
DS10-SS	3/8" (10mm)
DS13-SS	1/2" (13mm)
Tech Sheet 20778	

Swivel Female Thread, 60° Coned Seat, BSPP

1111	Thread	To Suit Hose ID
FH13/14SS	1/4"	1/4" (6mm)
FH17/38SS	3/8"	3/8" (10mm)
FH21/12SS	1/2"	1/2" (13mm)
FH26/34SS	3/4"	3/4" (19mm)
FH33/19SS	1"	3/4"
FH48/38SS	1.1/2"	1.1/2"
FH52/50SS	2"	2"
Tech Sheet 20779		

Barrel Nipple

Male Thread, BSPT

1111	Thread	Length mm
BN-18X30	1/8"	30
BN-18	1/8"	40
BN-14	1/4"	40
BN-14X80	1/4"	80
BN-38	3/8"	40
BN-38X80	3/8"	80
BN-12	1/2"	60
BN-12X80	1/2"	80
BN-34	3/4"	60
BN-34X80	3/4"	80
BN-1	1"	60
BN-1X100	1"	100
BN-1X150	1"	150
BN-114	1.1/4"	80
BN-112	1.1/2"	80
BN-2	2"	100
BN-212	2.1/2"	100
BN-3	3"	120
BN-4	4"	120
Tech Sheet 1803		

For Stainless Steel 304 & 316

see section **10** page **1225**

Many of our products are produced in stainless steel (304 or 316) so if that is your focus and to simplify product selection, we have all our products regardless of type or application grouped in section 10 (coded yellow) of our catalogue.

Food safety starts with rigorous hygiene and nickel-containing stainless steels are the superior, reliable standard at every link of the food and industry supply chain. Though it may not be inherently antimicrobial, stainless steel, particularly 304 or 316 stainless steels, are one of the best materials to use in a food and beverage processing environment.

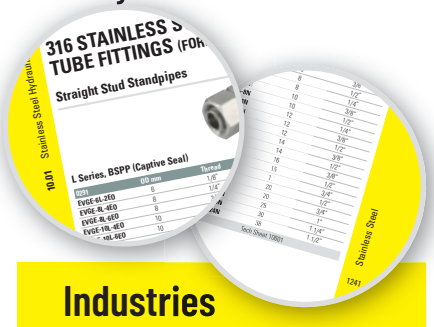

Industries

- Food
- Brewing
- Transport
- Pharmaceuticals
- Chemicals

Stainless steel is commonly used in the food industry because of its non-toxicity and ease of cleaning. This material does not react chemically with other substances and can be cleaned with high temperatures. In the process of disinfection, we can also use most of the available detergents. Stainless steel is not absorbent and after rinsing its surface with water, you can freely use it for food processing. This material is extremely durable and does not require regular and expensive maintenance. Although stainless steel can be slightly more expensive than other raw materials, it is an excellent compromise between the interests of the consumer and manufacturer.

150lb 316 STAINLESS STEEL PIPE FITTINGS

stainless steel

HAITIMA

Close Nipple

Male Thread, BSPP

1111	Thread
CPN-14	1/4"
CPN-38	3/8"
CPN-12	1/2"
CPN-34	3/4"
CPN-1	1"
CPN-114	1.1/4"
CPN-112	1.1/2"
CPN-2	2"
CPN-212	2.1/2"
Tech Sheet 1801	

Female Reducing Socket

Female Thread, BSPP

1111	Thread	Thread
FRS-14-18	1/4"	1/8"
FRS-38-14	3/8"	1/4"
FRS-38-18	3/8"	1/8"
FRS-12-38	1/2"	3/8"
FRS-12-14	1/2"	1/4"
FRS-12-18	1/2"	1/8"
FRS-34-14	3/4"	1/4"
FRS-34-12	3/4"	1/2"
FRS-34-38	3/4"	3/8"
FRS-1-34	1"	3/4"
FRS-1-14	1"	1/4"
FRS-1-38	1"	3/8"
FRS-1-12	1"	1/2"
FRS-114-1	1.1/4"	1"
FRS-114-12	1.1/4"	1/2"
FRS-114-34	1.1/4"	3/4"
FRS-112-1	1.1/2"	1"
FRS-112-34	1.1/2"	3/4"
FRS-112-114	1.1/2"	1.1/4"
FRS-2-34	2"	3/4"
FRS-2-1	2"	1"
FRS-2-112	2"	1.1/2"
FRS-2-114	2"	1.1/4"
FRS-212-114	2.1/2"	1.1/4"
FRS-212-2	2.1/2"	2"
FRS-3-114	3"	1.1/4"
FRS-3-2	3"	2"
FRS-3-212	3"	2.1/2"
FRS-4-2	4"	2"
FRS-4-3	4"	3"
Tech Sheet 1802		

45º Equal Elbow

Female Thread, BSPP

1111	Thread
OE-18	1/8"
OE-14	1/4"
OE-38	3/8"
OE-12	1/2"
OE-34	3/4"
OE-1	1"
OE-114	1.1/4"
OE-112	1.1/2"
OE-2	2"
OE-212	2.1/2"
OE-3	3"
OE-4	4"
Tech Sheet 1796	

45° Equal Bracket Elbow

Female Thread, BSPP

1111	Thread
WEP-12	1/2"
Tech Sheet 1797	

90º Equal Elbow

Female Thread, BSPP

1111	Thread
EE-18	1/8"
EE-14	1/4"
EE-38	3/8"
EE-12	1/2"
EE-34	3/4"
EE-1	1"
EE-114	1.1/4"
EE-112	1.1/2"
EE-2	2"
EE-212	2.1/2"
EE-3	3"
EE-4	4"
Tech Sheet 1797	

90º Street Elbow

Male Thread, BSPT x Female Thread, BSPP

1111	Male Thread	Female Thread
SE-18	1/8"	1/8"
SE-14	1/4"	1/4"
SE-38	3/8"	3/8"
SE-12	1/2"	1/2"
SE-34	3/4"	3/4"
SE-1	1"	1"
SE-114	1.1/4"	1.1/4"
SE-112	1.1/2"	1.1/2"
SE-2	2"	2"
SE-212	2.1/2"	2.1/2"
SE-3	3"	3"
SE-4	4"	4"
Tech Sheet 1798		

Equal Nipple

Male Thread, BSPT

1111	Thread
HN-18	1/8"
HN-14	1/4"
HN-38	3/8"
HN-12	1/2"
HN-34	3/4"
HN-1	1"
HN-114	1.1/4"
HN-112	1.1/2"
HN-2	2"
HN-212	2.1/2"
HN-3	3"
HN-4	4"
Tech Sheet 1804	

Male Thread, NPT

1111	Thread
NPT62001010	1/8"
NPT62001313	1/4"
NPT62001717	3/8"
NPT62002121	1/2"
NPT62002727	3/4"
NPT62003232	1"
NPT62004242	1.1/4"
NPT62004848	1.1/2"
NPT62006060	2"
NPT62007676	2.1/2"
NPT62008989	3"
NPT62000114	4"
Tech Sheet 1804	

ABS DNV·GL Lloyd's Register RoHS

150lb 316 STAINLESS STEEL PIPE FITTINGS

stainless steel

HAITIMA

Hexagon Blanking Cap

Female Thread, BSPP

1111	Thread
HBC-18	1/8"
HBC-14	1/4"
HBC-38	3/8"
HBC-12	1/2"
HBC-34	3/4"
HBC-1	1"
HBC-114	1.1/4"
HBC-112	1.1/2"
HBC-2	2"
HBC-212	2.1/2"
HBC-3	3"
HBC-4	4"
Tech Sheet 1805	

Blanking Plug

Male Thread, BSPT

1111	Thread
HP-18	1/8"
HP-14	1/4"
HP-38	3/8"
HP-12	1/2"
HP-34	3/4"
HP-1	1"
HP-114	1.1/4"
HP-112	1.1/2"
HP-2	2"
HP-212	2.1/2"
HP-3	3"
Tech Sheet 1806	

Male Thread, NPT

1111	Thread
NPT62181000	1/8"
NPT62181300	1/4"
NPT62181700	3/8"
NPT62182100	1/2"
NPT62182700	3/4"
NPT62183200	1"
NPT62184200	1.1/4"
NPT62184800	1.1/2"
NPT62186000	2"
NPT62187600	2.1/2"
NPT62188900	3"
Tech Sheet 1808	

Female Union

Female Thread, BSPP (2 Piece)

1111	Thread
HU-18	1/8"
HU-14	1/4"
HU-38	3/8"
HU-12	1/2"
HU-34	3/4"
HU-1	1"
HU-114	1.1/4"
HU-112	1.1/2"
HU-2	2"
HU-212	2.1/2"
HU-3	3"
HU-4	4"
Tech Sheet 1807	

Male/Female Union

Male Thread, BSPT x Female Thread, BSPP (2 Piece)

1111	Thread
MFU-14	1/4"
MFU-38	3/8"
MFU-12	1/2"
MFU-34	3/4"
MFU-1	1"
MFU-114	1.1/4"
MFU-112	1.1/2"
MFU-2	2"
MFU-4	4"
Tech Sheet 1808	

Lock Nut

Female Thread, BSPP

1111	Thread
LN-18	1/8"
LN-14	1/4"
LN-38	3/8"
LN-12	1/2"
LN-34	3/4"
LN-1	1"
LN-114	1.1/4"
LN-112	1.1/2"
LN-2	2"
LN-212	2.1/2"
LN-3	3"
LN-4	4"
Tech Sheet 1809	

Reducing Bush

Male Thread, BSPT x Female Thread, BSPP

1111	Male Thread	Female Thread
RB-14-18	1/4"	1/8"
RB-38-14	3/8"	1/4"
RB-38-18	3/8"	1/8"
RB-12-14	1/2"	1/4"
RB-12-18	1/2"	1/8"
RB-12-38	1/2"	3/8"
RB-34-12	3/4"	1/2"
RB-34-14	3/4"	1/4"
RB-34-18	3/4"	1/8"
RB-34-38	3/4"	3/8"
RB-1-12	1"	1/2"
RB-1-14	1"	1/4"
RB-1-34	1"	3/4"
RB-1-38	1"	3/8"
RB-114-1	1.1/4"	1"
RB-114-12	1.1/4"	1/2"
RB-114-34	1.1/4"	3/4"
RB-112-1	1.1/2"	1"
RB-112-12	1.1/2"	1/2"
RB-112-34	1.1/2"	3/4"
RB-112-114	1.1/2"	1.1/4"
RB-2-1	2"	1"
RB-2-34	2"	3/4"
RB-2-112	2"	1.1/2"
RB-2-114	2"	1.1/4"
RB-212-1	2.1/2"	1"
RB-212-2	2.1/2"	2"
RB-212-112	2.1/2"	1.1/2"
RB-212-114	2.1/2"	1.1/4"
RB-3-1	3"	1"
RB-3-112	3"	1.1/2"
RB-3-2	3"	2"
RB-3-212	3"	2.1/2"
RB-4-3	4"	3"
Tech Sheet 1810		

Male Thread, NPTF x Female Thread, NPTF

1111	Male Thread	Female Thread
NPT62041310	1/4"	1/8"
NPT62041713	3/8"	1/4"
NPT62042117	1/2"	3/8"
NPT62042721	3/4"	1/2"
NPT62043227	1"	3/4"
NPT62044232	1.1/4"	1"
NPT62044842	1.1/2"	1.1/4"
NPT62046048	2"	1.1/2"
NPT62047660	2.1/2"	2"
NPT62048976	3"	2.1/2"

150lb 316 STAINLESS STEEL PIPE FITTINGS

stainless steel

HAITIMA

Reducing Nipple

Male Thread, BSPT

1111	Thread	Thread
RHN-14-18	1/4"	1/8"
RHN-12-14	1/2"	1/4"
RHN-12-18	1/2"	1/8"
RHN-12-38	1/2"	3/8"
RHN-38-14	3/8"	1/4"
RHN-38-18	3/8"	1/8"
RHN-34-12	3/4"	1/2"
RHN-34-14	3/4"	1/4"
RHN-34-18	3/4"	1/8"
RHN-34-38	3/4"	3/8"
RHN-1-12	1"	1/2"
RHN-1-14	1"	1/4"
RHN-1-34	1"	3/4"
RHN-1-38	1"	3/8"
RHN-114-1	1.1/4"	1"
RHN-114-12	1.1/4"	1/2"
RHN-114-34	1.1/4"	3/4"
RHN-112-1	1.1/2"	1"
RHN-112-12	1.1/2"	1/2"
RHN-112-34	1.1/2"	3/4"
RHN-112-114	1.1/2"	1.1/4"
RHN-2-1	2"	1"
RHN-2-12	2"	1/2"
RHN-2-34	2"	3/4"
RHN-2-112	2"	1.1/2"
RHN-2-114	2"	1.1/4"
RHN-3-2	3"	2"

Tech Sheet 1811

Welding Nipple

Male Thread, BSPT

1111	Thread	Length mm
WN-18	1/8"	30
WN-14	1/4"	30
WN-38	3/8"	30
WN-12	1/2"	35
WN-34	3/4"	40
WN-1	1"	40
WN-114	1.1/4"	50
WN-112	1.1/2"	50
WN-2	2"	50
WN-212	2.1/2"	60
WN-3	3"	70
WN-4	4"	80

Tech Sheet 1813

Square Head Plug

Male Thread, BSPT

1111	Thread
SP-18	1/8"
SP-14	1/4"
SP-38	3/8"
SP-12	1/2"
SP-34	3/4"
SP-1	1"
SP-114	1.1/4"
SP-112	1.1/2"
SP-2	2"
SP-212	2.1/2"
SP-3	3"

Tech Sheet 1814

Round Blanking Cap

Female Thread, BSPP

1111	Thread
RC-18	1/8"
RC-14	1/4"
RC-38	3/8"
RC-12	1/2"
RC-34	3/4"
RC-1	1"
RC-114	1.1/4"
RC-112	1.1/2"
RC-2	2"
RC-212	2.1/2"
RC-3	3"

Tech Sheet 1812

Threaded Half Socket

Female Thread, BSPP

1111	Thread
HS-18	1/8"
HS-14	1/4"
HS-38	3/8"
HS-12	1/2"
HS-34	3/4"
HS-1	1"
HS-114	1.1/4"
HS-112	1.1/2"
HS-2	2"
HS-212	2.1/2"
HS-3	3"
HS-4	4"

Tech Sheet 1816

Threaded Full Socket

Female Thread, BSPP

1111	Thread
FS-18	1/8"
FS-14	1/4"
FS-38	3/8"
FS-12	1/2"
FS-34	3/4"
FS-1	1"
FS-114	1.1/4"
FS-112	1.1/2"
FS-2	2"
FS-212	2.1/2"
FS-3	3"
FS-4	4"

Tech Sheet 1815

Female Thread, NPT

1111	Thread
NPT62061010	1/8"
NPT62061313	1/4"
NPT62061717	3/8"
NPT62062121	1/2"
NPT62062727	3/4"
NPT62063232	1"
NPT62064242	1.1/4"
NPT62064848	1.1/2"
NPT62066060	2"
NPT62067676	2.1/2"
NPT62068989	3"
NPT62060114	4"

316 Stainless Steel Tube

Seamless schedule 40 ASTM A312/AMSE SA312-A530.
Conforms to NACE standard MR-01-75, Din50049-3.1.B.

N.B. Delivery may take up to 48 hours.

3 Metre Lengths, Random

0214	NB	Wall Thickness mm
2028-5839	1/8"	1.73
2028-5854	1/4"	2.24
2028-5862	3/8"	2.31
2028-5870	1/2"	2.77
2028-5953	3/4"	2.87
2028-5961	1"	3.38
2028-5979	1.1/4"	3.56
2028-5987	1.1/2"	3.68
2028-5995	2"	3.91

Tech Sheet 831

ABS DNV·GL Lloyd's Register RoHS

3000lb 316 STAINLESS STEEL PIPE FITTINGS

stainless steel

FT PRO

- ASTM A182 316/L stainless steel
- Dimensions to ANSI B16.11/BS3799
- Sizes 1/4" to 2"
- NPT threaded to ANSI B2.1
- BSPT threaded to ISO 7/1
- Pressure/temperature ratings according to BS 3799
- Pressure rating performance will vary depending on temperature.

Working Temperature: -100°C to +525°C

Maximum Working Pressure: 207 bar

90° Equal Female Elbow

NPT

0434	Thread
1012-0001	1/4"
1012-0002	3/8"
1012-0003	1/2"
1012-0004	3/4"
1012-0005	1"
1012-0006	1.1/4"
1012-0007	1.1/2"
1012-0008	2"
Tech Sheet 20506	

BSPT

0434	Thread
1012-0009	1/4"
1012-0010	3/8"
1012-0011	1/2"
1012-0012	3/4"
1012-0013	1"
1012-0014	1.1/4"
1012-0016	2"
Tech Sheet 20494	

Socket Weld

0434	NB
1012-0017	1/4"
1012-0018	3/8"
1012-0019	1/2"
1012-0021	1"
1012-0022	1.1/4"
1012-0023	1.1/2"
1012-0024	2"
Tech Sheet 20521	

90° Equal Male/ Female Street Elbow

NPT

0434	Thread
1012-0041	1/4"
1012-0042	3/8"
1012-0043	1/2"
1012-0044	3/4"
1012-0045	1"
1012-0046	1.1/4"
1012-0047	1.1/2"
1012-0048	2"
Tech Sheet 20515	

45° Equal Female Elbow

NPT

0434	Thread
1012-0025	1/4"
1012-0027	1/2"
1012-0028	3/4"
1012-0029	1"
1012-0030	1.1/4"
1012-0031	1.1/2"
1012-0032	2"
Tech Sheet 20505	

Socket Weld

0434	NB
1012-0033	1/4"
1012-0034	3/8"
1012-0035	1/2"
1012-0036	3/4"
1012-0037	1"
1012-0038	1.1/4"
1012-0039	1.1/2"
Tech Sheet 20520	

Equal Tee

NPT

0434	Thread
1012-0049	1/4"
1012-0050	3/8"
1012-0051	1/2"
1012-0052	3/4"
1012-0053	1"
1012-0054	1.1/4"
1012-0055	1.1/2"
1012-0056	2"
Tech Sheet 20516	

BSPT

0434	Thread
1012-0057	1/4"
1012-0058	3/8"
1012-0059	1/2"
1012-0060	3/4"
1012-0061	1"
1012-0062	1.1/4"
1012-0063	1.1/2"
1012-0064	2"
Tech Sheet 20495	

Socket Weld

0434	NB
1012-0065	1/4"
1012-0066	3/8"
1012-0067	1/2"
1012-0068	3/4"
1012-0069	1"
1012-0070	1.1/4"
1012-0071	1.1/2"
1012-0072	2"
Tech Sheet 20526	

3000lb 316 STAINLESS STEEL PIPE FITTINGS

stainless steel

FT PRO

- ASTM A182 316/L stainless steel
- Dimensions to ANSI B16.11/BS3799
- Sizes 1/4" to 2"
- NPT threaded to ANSI B2.1
- BSPT threaded to ISO 7/1
- Pressure/temperature ratings according to BS 3799
- Pressure rating performance will vary depending on temperature.

Working Temperature: -100°C to +525°C

Maximum Working Pressure: 207 bar

Equal Cross

NPT

0434	Thread
1012-0073	1/4"
1012-0074	3/8"
1012-0075	1/2"
1012-0076	3/4"
1012-0077	1"
1012-0078	1.1/4"
1012-0079	1.1/2"
1012-0080	2"
Tech Sheet 20504	

Socket Weld

0434	NB
1012-0082	3/8"
1012-0083	1/2"
1012-0084	3/4"
1012-0085	1"
1012-0086	1.1/4"
1012-0087	1.1/2"
1012-0088	2"
Tech Sheet 20519	

Male / Female Union

NPT

0434	Thread
1012-0089	1/4"
1012-0090	3/8"
1012-0091	1/2"
1012-0092	3/4"
1012-0093	1"
1012-0094	1.1/4"
1012-0095	1.1/2"
1012-0096	2"
Tech Sheet 20518	

Female Union

NPT

0434	Thread
1012-0097	1/4"
1012-0098	3/8"
1012-0099	1/2"
1012-0100	3/4"
1012-0101	1"
1012-0102	1.1/4"
1012-0103	1.1/2"
1012-0104	2"
Tech Sheet 20517	

BSPT

0434	Thread
1012-0106	3/8"
1012-0107	1/2"
1012-0108	3/4"
1012-0109	1"
1012-0110	1.1/4"
1012-0111	1.1/2"
1012-0112	2"
Tech Sheet 20500	

Socket Weld

0434	NB
1012-0113	1/4"
1012-0114	3/8"
1012-0115	1/2"
1012-0116	3/4"
1012-0117	1"
1012-0118	1.1/4"
1012-0119	1.1/2"
1012-0120	2"
Tech Sheet 20527	

Male Hex Nipple

NPT

0434	Thread
1012-0121	1/4"
1012-0122	3/8"
1012-0123	1/2"
1012-0124	3/4"
1012-0125	1"
1012-0126	1.1/4"
1012-0127	1.1/2"
1012-0128	2"
Tech Sheet 20509	

BSPT

0434	Thread
1012-0129	1/4"
1012-0130	3/8"
1012-0131	1/2"
1012-0132	3/4"
1012-0133	1"
1012-0134	1.1/4"
1012-0135	1.1/2"
1012-0136	2"
Tech Sheet 20498	

Male Barrel Nipple

NPT

0434	Thread	Length mm
1012-0137	1/4"	30
1012-0138	3/8"	40
1012-0139	1/2"	60
1012-0140	3/4"	60
1012-0141	1"	60
1012-0142	1.1/4"	80
1012-0143	1.1/2"	80
1012-0144	2"	100
Tech Sheet 20503		

3000lb 316 STAINLESS STEEL PIPE FITTINGS

stainless steel

FT PRO

- ASTM A182 316/L stainless steel
- Dimensions to ANSI B16.11/BS3799
- Sizes 1/4" to 2"
- NPT threaded to ANSI B2.1
- BSPT threaded to ISO 7/1
- Pressure/temperature ratings according to BS 3799
- Pressure rating performance will vary depending on temperature.

Working Temperature: -100°C to +525°C

Maximum Working Pressure: 207 bar

Male Hex Reducing Nipple

BSPT

0434	Thread	Thread
1012-0166	1/4"	1/8"
1012-0167	3/8"	1/8"
1012-0168	1/2"	1/4"
1012-0169	1/2"	3/8"
1012-0170	3/4"	3/8"
1012-0171	3/4"	1/2"
1012-0172	1"	1/2"
1012-0173	1"	3/4"
1012-0174	1.1/4"	3/4"
1012-0175	1.1/4"	1"
1012-0176	1.1/2"	1"
1012-0177	1.1/2"	1.1/4"
1012-0178	2"	1"
1012-0179	2"	1.1/4"
1012-0180	2"	1.1/2"
Tech Sheet 20499		

NPT

0434	Thread	Thread
1012-0145	1/4"	1/8"
1012-0146	3/8"	1/8"
1012-0147	3/8"	1/4"
1012-0148	1/2"	1/8"
1012-0149	1/2"	1/4"
1012-0150	1/2"	3/8"
1012-0151	3/4"	1/4"
1012-0152	3/4"	3/8"
1012-0153	3/4"	1/2"
1012-0154	1"	3/8"
1012-0155	1"	1/2"
1012-0156	1"	3/4"
1012-0157	1.1/4"	1/2"
1012-0158	1.1/4"	3/4"
1012-0159	1.1/4"	1"
1012-0160	1.1/2"	3/4"
1012-0161	1.1/2"	1"
1012-0162	1.1/2"	1.1/4"
1012-0163	2"	1"
1012-0164	2"	1.1/4"
1012-0165	2"	1.1/2"
Tech Sheet 20513		

Full Coupling

NPT

0434	Thread
1012-0181	1/4"
1012-0182	3/8"
1012-0183	1/2"
1012-0184	3/4"
1012-0185	1"
1012-0186	1.1/4"
1012-0187	1.1/2"
1012-0188	2"
Tech Sheet 20507	

BSPT

0434	Thread
1012-0189	1/4"
1012-0190	3/8"
1012-0191	1/2"
1012-0192	3/4"
1012-0193	1"
1012-0194	1.1/4"
1012-0195	1.1/2"
1012-0196	2"
Tech Sheet 20496	

Socket Weld

0434	NB
1012-0197	1/4"
1012-0198	3/8"
1012-0199	1/2"
1012-0200	3/4"
1012-0201	1"
1012-0202	1.1/4"
1012-0203	1.1/2"
1012-0204	2"
Tech Sheet 20522	

Half Coupling

NPT

0434	Thread
1012-0205	1/4"
1012-0206	3/8"
1012-0208	3/4"
1012-0209	1"
1012-0210	1.1/4"
1012-0211	1.1/2"
1012-0212	2"
Tech Sheet 20508	

BSPT

0434	Thread
1012-0213	1/4"
1012-0214	3/8"
1012-0215	1/2"
1012-0216	3/4"
1012-0217	1"
1012-0218	1.1/4"
1012-0219	1.1/2"
1012-0220	2"
Tech Sheet 20497	

Socket Weld

0434	NB
1012-0221	1/4"
1012-0222	3/8"
1012-0223	1/2"
1012-0224	3/4"
1012-0225	1"
1012-0226	1.1/4"
1012-0228	2"
Tech Sheet 20523	

3000lb 316 STAINLESS STEEL PIPE FITTINGS

stainless steel

FT PRO

- ASTM A182 316/L stainless steel
- Dimensions to ANSI B16.11/BS3799
- Sizes 1/4" to 2"
- NPT threaded to ANSI B2.1
- BSPT threaded to ISO 7/1
- Pressure/temperature ratings according to BS 3799
- Pressure rating performance will vary depending on temperature.

Working Temperature: -100°C to +525°C

Maximum Working Pressure: 207 bar

Reducing Coupling

NPT

0434	Thread	Thread
1012-0229	1/4"	1/8"
1012-0231	1/2"	1/4"
1012-0232	1/2"	3/8"
1012-0233	3/4"	3/8"
1012-0234	3/4"	1/2"
1012-0235	1"	1/2"
1012-0236	1"	3/4"
1012-0237	1.1/4"	3/4"
1012-0238	1.1/4"	1"
1012-0239	1.1/2"	1"
1012-0240	1.1/2"	1.1/4"
1012-0241	2"	1"
1012-0242	2"	1.1/4"
1012-0243	2"	1.1/2"
Tech Sheet 20512		

Socket Weld

0434	NB	NB
1012-0244	1/4"	1/8"
1012-0245	3/8"	1/4"
1012-0246	1/2"	1/4"
1012-0247	1/2"	3/8"
1012-0248	3/4"	3/8"
1012-0249	3/4"	1/2"
1012-0250	1"	1/2"
1012-0252	1.1/4"	1"
1012-0253	1.1/2"	1"
1012-0254	1.1/2"	1.1/4"
1012-0255	2"	1"
1012-0256	2"	1.1/4"
1012-0257	2"	1.1/2"
Tech Sheet 20524		

Reducing Bush

NPT

0434	Thread	Thread
1012-0258	1/4"	1/8"
1012-0259	3/8"	1/8"
1012-0260	3/8"	1/4"
1012-0261	1/2"	1/8"
1012-0262	1/2"	1/4"
1012-0263	1/2"	3/8"
1012-0264	3/4"	1/4"
1012-0265	3/4"	3/8"
1012-0266	3/4"	1/2"
1012-0267	1"	1/4"
1012-0268	1"	3/8"
1012-0269	1"	1/2"
1012-0270	1"	3/4"
1012-0271	1.1/4"	1/2"
1012-0272	1.1/4"	3/4"
1012-0273	1.1/4"	1"
1012-0274	1.1/2"	3/4"
1012-0275	1.1/2"	1"
1012-0276	1.1/2"	1.1/4"
1012-0277	2"	1"
1012-0278	2"	1.1/4"
1012-0279	2"	1.1/2"
Tech Sheet 20511		

BSPT

0434	Thread	Thread
1012-0280	1/4"	1/8"
1012-0281	3/8"	1/8"
1012-0282	3/8"	1/4"
1012-0283	1/2"	1/8"
1012-0284	1/2"	1/4"
1012-0285	1/2"	3/8"
1012-0286	3/4"	1/4"
1012-0287	3/4"	3/8"
1012-0288	3/4"	1/2"
1012-0289	1"	1/4"
1012-0290	1"	3/8"
1012-0291	1"	1/2"
1012-0292	1"	3/4"
1012-0293	1.1/4"	1/2"
1012-0294	1.1/4"	3/4"
1012-0295	1.1/4"	1"
1012-0296	1.1/2"	3/4"
1012-0297	1.1/2"	1"
1012-0298	1.1/2"	1.1/4"
1012-0299	2"	1"
1012-0300	2"	1.1/4"
1012-0301	2"	1.1/2"
Tech Sheet 20502		

Hex Head Plug

NPT

0434	Thread
1012-0302	1/4"
1012-0303	3/8"
1012-0304	1/2"
1012-0305	3/4"
1012-0306	1"
1012-0307	1.1/4"
1012-0308	1.1/2"
1012-0309	2"
Tech Sheet 20510	

BSPT

0434	Thread
1012-0310	1/4"
1012-0311	3/8"
1012-0312	1/2"
1012-0313	3/4"
1012-0314	1"
1012-0315	1.1/4"
1012-0316	1.1/2"
1012-0317	2"
Tech Sheet 20501	

Round Cap

NPT

0434	Thread
1012-0318	1/4"
1012-0319	3/8"
1012-0320	1/2"
1012-0321	3/4"
1012-0322	1"
1012-0323	1.1/4"
1012-0324	1.1/2"
1012-0325	2"
Tech Sheet 20514	

Socket Weld

0434	NB
1012-0326	1/4"
1012-0327	3/8"
1012-0328	1/2"
1012-0329	3/4"
1012-0330	1"
1012-0331	1.1/4"
1012-0332	1.1/2"
1012-0333	2"
Tech Sheet 20525	

TUBING

stainless steel

316 Stainless Steel Tube

3 metre lengths next day.
6 metre lengths may take up to 3 working days to be delivered, dependant on weight and delivery address location. Additional carriage charges may apply.

For full details please contact our Business Development Team.
Minimum of 10 lengths is advised up to 8mm to prevent damage in transit.

Seamless ASTM A269, Metric, 6 Metre Lengths

0214	OD mm	Wall Thickness mm	Max Pressure Bar
765-0610-6M	6	1	428
765-6X1.5-6M	6	1.5	627
765-0810-6M	8	1	321
765-8X1.5-6M	8	1.5	472
765-1013-6M	10	1	257
765-10X1.5-6M	10	1.5	385
765-12X1.5-6M	12	1.5	321
765-1515-6M	15	1.5	257
765-16X1.5-6M	16	1.5	235
765-1602-6M	16	2	321
765-20X2-6M	20	2	257
765-25X2.5-6M	25	2.5	210
765-30X3-6M	30	3	257
Tech Sheet 831			

PANAM



You might also need...
Stainless Steel Fittings
see pages **166-178**

Seamless ASTM A269, Metric, 3 Metre Lengths, Random

0214	OD mm	Wall Thickness mm	Max Pressure Bar
765-0610	6	1	428
765-6X1.5	6	1.5	627
765-6X2	6	2	942
765-0813	8	1	321
765-8X1.5	8	1.5	472
765-8X2	8	2	706
765-1013	10	1	257
765-10X1.5	10	1.5	385
765-10X2	10	2	564
765-1213	12	1	210
765-12X1.5	12	1.5	321
765-12X2	12	2	420
765-1513	15	1	200
765-15X1.5	15	1.5	257
765-15X2	15	2	376
765-16X1.5	16	1.5	235
765-16X2	16	2	321
765-18X1.5	18	1.5	235
765-18X2	18	2	314
765-20X1.5	20	1.5	212
765-20X2	20	2	257
765-20X3	20	3	424
765-22X1.5	22	1.5	193
765-22X2	22	2	256
765-25X1.5	25	1.5	169
765-25X2	25	2	226
765-25X2.5	25	2.5	210
765-25X3	25	3	339
765-28X2	28	2	201
765-30X3	30	3	257
765-35X3	35	3	242
765-42X3	42	3	201
Tech Sheet 831			

Seamless ASTM A269, Imperial, 3 Metre Lengths, Random

0214	OD	SWG	Max Pressure Bar
2020-1372	1/8"	20	718
2020-1380	1/4"	20	360
2020-1406	3/8"	20	240
2020-1414	1/2"	20	180
2020-1422	3/4"	20	120
2020-1430	1"	20	90
Tech Sheet 831			

Seamless ASTM A269, Imperial, 6 Metre Lengths, Random

0214	OD	SWG	Max Pressure Bar
2020-1372-6M	1/8"	20	750
2020-1380-6M	1/4"	20	360
2020-1406-6M	3/8"	20	240
2020-1414-6M	1/2"	20	180
2020-1422-6M	3/4"	20	120
2020-1430-6M	1"	20	90
Tech Sheet 831			

BS TYPE, 316L HYGIENIC PIPE FITTINGS

stainless steel

FT PRO

Elbows

90° Bends, Long

0706	OD
BSL2S-316-1	1″
BSL2S-316-1.5	1.1/2″
BSL2S-316-2	2″
BSL2S-316-2.5	2.1/2″
BSL2S-316-3	3″
BSL2S-316-4	4″
Tech Sheet 68082	

90° Bends, Short

0706	OD
BS2WCL-316-1	1″
BS2WCL-316-1.5	1.1/2″
BS2WCL-316-2	2″
BS2WCL-316-2.5	2.1/2″
BS2WCL-316-3	3″
BS2WCL-316-4	4″
Tech Sheet 68082	

45° Bends, Long

0706	OD
BSL2KS-316-1	1″
BSL2KS-316-1.5	1.1/2″
BSL2KS-316-2	2″
BSL2KS-316-2.5	2.1/2″
BSL2KS-316-3	3″
BSL2KS-316-4	4″
Tech Sheet 68082	

Tees

Short Tees

0706	OD
BS7WWW-316-34	3/4″
BS7WWW-316-1	1″
BS7WWW-316-1.5	1.1/2″
BS7WWW-316-2	2″
BS7WWW-316-2.5	2.1/2″
BS7WWW-316-3	3″
Tech Sheet 68082	

Pulled Tees

0706	OD
BS7WWO-316-1	1″
BS7WWO-316-1.5	1.1/2″
BS7WWO-316-2	2″
BS7WWO-316-2.5	2.1/2″
BS7WWO-316-3	3″
BS7WWO-316-4	4″
Tech Sheet 68082	

Reducers

Concentric Reducing Cones

0706	OD A	OD B
BSL31-316-1X0.5	1″	1/2″
BSL31-316-1.5X1	1.1/2″	1″
BSL31-316-2X1	2″	1″
BSL31-316-2X1.5	2″	1.1/2″
BSL31-316-2.5X1	2.1/2″	1″
BSL31-316-2.5X15	2.1/2″	1.1/2″
BSL31-316-2.5X2	2.1/2″	2″
BSL31-316-3X2	3″	2″
BSL31-316-3X2.5	3″	2.1/2″
BSL31-316-4X1.5	4″	1.1/2″
BSL31-316-4X2	4″	2″
BSL31-316-4X2.5	4″	2.1/2″
BSL31-316-4X3	4″	3″
Tech Sheet 68082		

Eccentric Reducing Cones

0706	OD A	OD B
BSL32-316075X0.5	3/4″	1/2″
BSL32-316-2X1	2″	1″
BSL32-316-2X1.5	2″	1.1/2″
BSL32-316-2.5X2	2.1/2″	2″
BSL32-316-3X2	3″	2″
BSL32-316-3X2.5	3″	2.1/2″
BSL32-316-4X1.5	4″	1.1/2″
BSL32-316-4X2	4″	2″
BSL32-316-4X3	4″	3″
Tech Sheet 68082		

BS TYPE, 316L HYGIENIC PIPE FITTINGS

stainless steel

FT PRO

IDF Weld Fittings

Hex Nut

0706	Size
BSIDF-13H-1	1″
BSIDF-13H-1.5	1.1/2″
BSIDF-13H-2	2″
BSIDF-13H-2.5	2.1/2″
BSIDF-13H-3	3″
Tech Sheet 68081	

Welding Male

0706	Size
BSIDF-15-1	1″
BSIDF-15-1.5	1.1/2″
BSIDF-15-2	2″
BSIDF-15-2.5	2.1/2″
BSIDF-15-3	3″
BSIDF-15-4	4″
Tech Sheet 68081	

Welding Liner

0706	Size
BSIDF-14-1	1″
BSIDF-14-1.5	1.1/2″
BSIDF-14-2	2″
BSIDF-14-2.5	2.1/2″
BSIDF-14-3	3″
BSIDF-14-4	4″
Tech Sheet 68081	

EPDM Seal

0706	Size
BSIDF-SEAL-1	1″
BSIDF-SEAL-1.5	1.1/2″
BSIDF-SEAL-2	2″
BSIDF-SEAL-2.5	2.1/2″
BSIDF-SEAL-3	3″
BSIDF-SEAL-4	4″
Tech Sheet 68081	

RJT Weld Fittings

Hex Nut

0706	Size
BSRJT-13H-1	1″
BSRJT-13H-1.5	1.1/2″
BSRJT-13H-2	2″
BSRJT-13H-2.5	2.1/2″
BSRJT-13H-3	3″
BSRJT-13H-4	4″
Tech Sheet 68081	

Welding Male

0706	Size
BSRJT-15-1	1″
BSRJT-15-1.5	1.1/2″
BSRJT-15-2	2″
BSRJT-15-2.5	2.1/2″
BSRJT-15-3	3″
BSRJT-15-4	4″
Tech Sheet 68081	

Welding Liner

0706	Size
BSRJT-14-1	1″
BSRJT-14-1.5	1.1/2″
BSRJT-14-2	2″
BSRJT-14-2.5	2.1/2″
BSRJT-14-3	3″
BSRJT-14-4	4″
Tech Sheet 68081	

Blanking Nut

0706	Size
BSRJT-13HBN-1	1″
BSRJT-13HBN-1.5	1.1/2″
BSRJT-13HBN-2	2″
BSRJT-13HBN-2.5	2.1/2″
BSRJT-13HBN-3	3″
BSRJT-13HBN-4	4″
Tech Sheet 68081	

EPDM Seal

0706	Size
BSRJT-SEAL-1	1″
BSRJT-SEAL-1.5	1.1/2″
BSRJT-SEAL-2	2″
BSRJT-SEAL-2.5	2.1/2″
BSRJT-SEAL-3	3″
BSRJT-SEAL-4	4″
Tech Sheet 68081	

RJT Fittings

Most process lines have to be frequently dismantled for cleaning and all ranges of our hygienic fittings are suitable for this purpose.

Clamp unions provide a crevice free connection with a rapid break down and assembly, with no tools required.

RJT unions are probably the most widely used for frequent break down and cleaning.

IDF unions provide an alternative security and limit unauthorised access.

Sizes to suit OD tube.

RJT Spanner

0147	Size
RJT-SPANNER-1.0	1″
RJT-SPANNER-1.5	1.1/2″
RJT-SPANNER-2	2″
RJT-SPANNER-2.5	2.1/2″
RJT-SPANNER-3	3″
RJT-SPANNER-4	4″
Tech Sheet 68081	

Hygienic Tube

N.B. Delivery may take up to 48 hours.

3 Metre Lengths

0214	Size
ODT316L-W-H-1.0	1″
ODT316L-W-H-1.5	1.1/2″
ODT316L-W-H-2	2″
ODT316L-W-H-2.5	2.1/2″
ODT316L-W-H-3	3″
ODT316L-W-H-4	4″
Tech Sheet 68081	

Clamp Fittings

Weld Ferrule

0707	Clamp Size
14MMP-0.5	1/2"
14MMP-0.75	3/4"
14MMP-1	1"
14MMP-1.5	1.1/2"
14MMP-2	2"
14MMP-2.5	2.1/2"
14MMP-3	3"
14MMP-4	4"
Tech Sheet 68084	

Heavy-duty Single Pin Clamp

0707	Clamp Size
13MHH-2.5	2.1/2"
13MHH-0.5	1/2" - 3/4"
13MHH-1	1" - 1.1/2"
13MHH-2	2"
13MHH-3	3"
13MHH-4	4"
Tech Sheet 68084	

Heavy-duty Double Pin Clamp

0707	Clamp Size
13MHHM-1	1" - 1.1/2"
13MHHM-2	2"
13MHHM-2.5	2.1/2"
13MHHM-3	3"
13MHHM-4	4"
Tech Sheet 68084	

End Cap

0707	Clamp Size
16AMP-0.5	1/2" - 3/4"
16AMP-1	1" - 1.1/2"
16AMP-2	2"
16AMP-2.5	2.1/2"
16AMP-3	3"
16AMP-4	4"
Tech Sheet 68084	

Clamp Joint Seal, EPDM

0707	Clamp Size
HFE03-050	1/2"
HFE03-075	3/4"
HFE03-1	1"
HFE03-1.5	1.1/2"
HFE03-2	2"
HFE03-2.5	2.1/2"
HFE03-3	3"
HFE03-4	4"
Tech Sheet 68084	

FT PRO

stainless steel

You might also need...
Hygienic Stainless Steel Butterfly Valves
see page **967**

RJT COUPLINGS

stainless steel

FTPRO

Weld Liner

Stainless Steel

0354	Size
RJTWL1	1″
RJTWL112	1.1/2″
RJTWL2	2″
RJTWL212	2.1/2″
RJTWL3	3″
Tech Sheet 60554	

Reducing Weld Liner

Stainless Steel

0354	Size
RJTRWL2112	2″ to 1.1/2″
Tech Sheet 60554	

Blank Liner

Stainless Steel

0354	Size
RJTBL1	1″
RJTBL112	1.1/2″
RJTBL2	2″
RJTBL212	2.1/2″
RJTBL3	3″
Tech Sheet 60554	

Hose Liner

Stainless Steel

0354	Size
RJTHL1	1″
RJTHL112	1.1/2″
RJTHL2	2″
RJTHL212	2.1/2″
RJTHL3	3″
Tech Sheet 60554	

Hex Nut

Stainless Steel

0354	Size
RJTN1	1″
RJTN112	1.1/2″
RJTN2	2″
RJTN3	3″
Tech Sheet 60554	

Weld Male

Stainless Steel

0354	Size
RJTWM1	1″
RJTWM112	1.1/2″
RJTWM2	2″
RJTWM3	3″
Tech Sheet 60554	

BSPP Adaptor

Stainless Steel

0354	Size	Thread
RJTA1	1″	1″
RJTA112	1.1/2″	1.1/2″
RJTD2	2″	2″
RJTA3	3″	3″
Tech Sheet 60554		

Seal

0354	Size
RJTS1	1″
RJTS112	1.1/2″
RJTS2	2″
RJTS3	3″
Tech Sheet 60554	

STAINLESS STEEL FLANGES

stainless steel

FT PRO

Slip-on PN16/3

BS4504: Sect 3.1:1989

1113	Size
SSFSB-12	1/2"
SSFSB-34	3/4"
SSFSB-1	1"
SSFSB-114	1.1/4"
SSFSB-112	1.1/2"
SSFSB-2	2"
SSFSB-3	3"
Tech Sheet 1500	

Slip-on 150lb

ANSI B16.5

1113	Size
SSFSA-12	1/2"
SSFSA-1	1"
SSFSA-112	1.1/2"
SSFSA-2	2"
Tech Sheet 1500	

Table D

1113	Size
TABLE-D-112	1.1/2"
TABLE-D-4	4"
Tech Sheet 1500	

Table E

1113	Size
TABLE-E-1	1"
TABLE-E-112	1.1/2"
TABLE-E-2	2"
TABLE-E-3	3"
Tech Sheet 1500	

Blind PN16/8



BS4504: Sect 3.1:1989

1113	Size
SSFBB-12	1/2"
SSFBSB-34	3/4"
SSFBSB-1	1"
SSFBSB-114	1.1/4"
SSFBSB-112	1.1/2"
SSFBB-2	2"
SSFBB-3	3"
Tech Sheet 1500	

Blind 150lb

BS4504: Sect 3.1:1989

1113	Size
SSFBA-12	1/2"
SSFBA-34	3/4"
SSFBA-1	1"
SSFBA-2	2"
SSFBA-3	3"
Tech Sheet 1500	

Weld Neck 150lb

ANSI B16.5

1113	Size
SSFWA-34	3/4"
SSFWA-2	2"
SSFWA-3	3"
Tech Sheet 1500	

Customers who bought from this page also purchased...

FT PRO

Flange Gaskets

...see page **1389**

FT PRO®

LEAK FREE

Compression Fittings

- To be used in conjunction with Nylon, Polyurethane & Metallic tube
- Superior to a Push-in Fitting where there are extremes of Temperature & Pressure

Brand	Fitting Variations	Nut Type	Tube Range	Thread Type	Finish
FT Pro	32	Internal	4-28mm	1/8" - 3/4"	Brass
FT Pro	34	Internal	1/8" - 3/4"	1/8" - 3/4"	Brass
Norgren Enots	26	Internal	4-12mm	1/8" - 3/4"	Brass
Norgren Enots	13	Internal	3/16" - 3/4"	1/8" - 1/2"	Brass
FT Pro	36	External	1/8" - 3/4"	1/8" - 3/4"	Brass
Aignep	18	External	4-22mm	1/8" - 3/4"	Brass
Aignep	12	External	4-18mm	1/8" - 1/2"	Nickel Plated Brass
Metal Work	11	External	4-15mm	1/8" - 1/2"	Nickel Plated Brass

Internal Nut



External Nut



Tubing Nuts

Tubing Nut, Metric

1315	Tube OD mm	Equivalent
TNM04	4	36050002
TNM05	5	36050003
TNM06	6	36050004
TNM08	8	36050005
TNM10	10	36050006
TNM12	12	36050007
TNM15	15	36050015
TNM16	16	36050008
TNM22	22	36050010
TNM28	28	-

Tubing Sleeves

Tubing Sleeve, Metric

1315	Tube OD mm	Equivalent
OMB04	4	36050202
OMB05	5	36050203
OMB06	6	36050204
OMB08	8	36050205
OMB10	10	3650206
OMB12	12	36050207
OMB15	15	36050215
OMB16	16	36050208

Universal Tubing Sleeve, Metric

1315	Tube OD mm	Equivalent
OM04	4	36050102
OM06	6	36050104
OM08	8	36050105
OM10	10	36050106
OM12	12	36050107
OM15	15	36050115
OM16	16	36050108
OM18	18	36050118
OM22	22	36050110
OM28	28	-

Tubing Plugs

Tubing Plug, Metric

1315	Tube OD mm	Equivalent
CMP04	4	36050902
CMP05	5	36050903
CMP06	6	36050904
CMP08	8	36050905
CMP10	10	36050906
CMP12	12	36050907
CMP22	22	36050910

Male Adaptors

Straight Male Adaptor, Metric, BSPT

1315	Tube OD mm	Thread	Equivalent
CM04/02	4	1/8"	36053002
CM04/04	4	1/4"	36053008
CM05/02	5	1/8"	36053003
CM05/04	5	1/4"	36053009
CM06/02	6	1/8"	36053004
CM06/04	6	1/4"	36053010
CM06/06	6	3/8"	36053018
CM08/02	8	1/8"	36053005
CM08/04	8	1/4"	36053011
CM08/06	8	3/8"	36053019
CM08/08	8	1/2"	36053028
CM10/02	10	1/8"	36053006
CM10/04	10	1/4"	36053012
CM10/06	10	3/8"	36053020
CM10/08	10	1/2"	36053029
CM12/04	12	1/4"	36053013
CM12/06	12	3/8"	36053021
CM12/08	12	1/2"	36053030
CM12/12	12	3/4"	36053044
CM15/08	15	1/2"	36053057
CM16/06	16	3/8"	36053022
CM16/08	16	1/2"	36053031
CM16/12	16	3/4"	36053045
CM22/08	22	1/2"	-
CM22/12	22	3/4"	-

Straight Male Adaptor, Metric, BSPP

1315	Tube OD mm	Thread	Equivalent
CMP04/02	4	1/8"	36050402
CMP04/04	4	1/4"	36050408
CMP05/02	5	1/8"	36050403
CMP05/04	5	1/4"	36050409
CMP06/02	6	1/8"	36050404
CMP06/04	6	1/4"	36050410
CMP08/02	8	1/8"	36050405
CMP08/04	8	1/4"	36050411
CMP08/06	8	3/8"	36050419
CMP08/08	8	1/2"	36050428
CMP10/04	10	1/4"	36050412
CMP10/06	10	3/8"	36050420
CMP10/08	10	1/2"	36050429
CMP12/06	12	3/8"	36050421
CMP12/08	12	1/2"	36050430
CMP16/08	16	1/2"	36050431

Female Adaptors

Straight Female Adaptor, Metric, BSPP

1315	Tube OD mm	Thread	Equivalent
CMF04/02	4	1/8"	36050502
CMF05/02	5	1/8"	36050503
CMF05/04	5	1/4"	36050509
CMF06/02	6	1/8"	36050504
CMF06/04	6	1/4"	36050510
CMF08/02	8	1/8"	36050505
CMF08/04	8	1/4"	36050511
CMF08/06	8	3/8"	36050519
CMF10/04	10	1/4"	36050512
CMF10/06	10	3/8"	36050520
CMF12/06	12	3/8"	36050521
CMF12/08	12	1/2"	36050530
CMF16/08	16	1/2"	36050531

Nipple Adaptors

Nipple Adaptor Tube Male, BSPT x Male, Metric

1315	Tube OD mm	Thread	Equivalent
CMA05/02	5	1/8"	36055603
CMA06/02	6	1/8"	36055604
CMA06/04	6	1/4"	36055610
CMA08/04	8	1/4"	36055611
CMA08/06	8	3/8"	36055619
CMA12/08	12	1/2"	36055630

Nipple Adaptor Tube Male, BSP x Female, Metric

1315	Tube OD mm	Female Thread	Equivalent
CMNF04/02	4	1/8"	36055702
CMNF05/02	5	1/8"	36055703
CMNF06/02	6	1/8"	36055704
CMNF06/04	6	1/4"	36055710
CMNF08/04	8	1/4"	36055711
CMNF10/04	10	1/4"	36055712
CMNF12/06	12	3/8"	36055721
CMNF12/08	12	1/2"	36055730

BRASS COMPRESSION FITTINGS, METRIC

Nipple Connectors

Nipple Connector, Metric

1315	Tube OD mm	Equivalent
CMNC05	5	36063203
CMNC06	6	36063204
CMNC08	8	36063205

Reducing Connectors

Reducing Connector, Metric

1315	Tube OD mm Male	Tube OD mm Female	Equivalent
CMMFB05/04	5	4	36051726
CMMFB08/06	8	6	36051747
CMMFB10/06	10	6	36051748
CMMFB10/08	10	8	36051756
CMMFB12/06	12	6	36051749
CMMFB12/08	12	8	36051757
CMMFB12/10	12	10	36051764
CMMFB16/08	16	8	36051758
CMMFB16/12	16	12	36051771

Straight Connectors

Straight Connector, Metric

1315	Tube OD mm	Equivalent
CMS04	4	36050302
CMS05	5	36050303
CMS06	6	36050304
CMS08	8	36050305
CMS10	10	36050306
CMS12	12	36050307
CMS16	16	36050308
CMS22	22	36050310

Bulkhead Connectors

Bulkhead Connector, Metric

1315	Tube OD mm	Male Thread	Equivalent
CMBH04	4	M12 x 1	36050802
CMBH05	5	M15 x 1	36050803
CMBH06	6	M15 x 1	36050804
CMBH08	8	M18 x 1.5	36050805
CMBH10	10	M20 x 1.5	36050806
CMBH12	12	M24 x 1.5	36050807
CMBH16	16	M30 x 1.5	36050808

Locknuts

Locknut NP, Metric

1315	Thread
LNM15NP	M15 x 1.0
LNM20NP	M20 x 1.5
LNM24NP	M24 x 1.5
LNM26NP	M26 x 1.5
LNM28NP	M28 x 1.5

Elbows

Male Elbow Adaptor, Metric, BSPT

1315	Tube OD mm	Male Thread	Equivalent
CMLM04/02	4	1/8"	36000502
CMLM04/04	4	1/4"	36000508
CMLM05/02	5	1/8"	36000503
CMLM05/04	5	1/4"	36000509
CMLM06/02	6	1/8"	36000504
CMLM06/04	6	1/4"	36000510
CMLM06/06	6	3/8"	36000518
CMLM08/02	8	1/8"	36000505
CMLM08/04	8	1/4"	36000511
CMLM08/06	8	3/8"	36000519
CMLM08/08	8	1/2"	36000528
CMLM10/04	10	1/4"	36000512
CMLM10/06	10	3/8"	36000520
CMLM12/06	12	3/8"	36000521
CMLM12/08	12	1/2"	36000530
CMLM16/08	16	1/2"	36000531
CMLM16/12	16	3/4"	36000545

Female Elbow Adaptor, Metric, BSPP

1315	Tube OD mm	Male Thread	Equivalent
CMLF06/04	6	1/4"	36055510
CMLF08/04	8	1/4"	36055511
CMLF10/04	10	1/4"	36055512
CMLF10/06	10	3/8"	36055520

Bracketed Elbow, Metric

1315	Tube OD mm	Equivalent
CMBL10	10	36054806

Elbow Connector, Metric

1315	Tube OD mm	Equivalent
CML04	4	36051102
CML05	5	36051103
CML06	6	36051104
CML08	8	36051105
CML10	10	36051106
CML12	12	36051107
CML16	16	36051108

BRASS COMPRESSION FITTINGS, METRIC

Elbow Connectors

Stem Elbow Connector, Metric

1315	Tube OD mm	Stem OD mm	Equivalent
CMLS06	6	6	36055104
CMLS08	8	8	36055105
CMLS10	10	10	36055106
CMLS12	12	12	36055107
CMLS16	16	16	36055108

Tees

Male Tee Adaptor, Metric, BSPT

1315	Tube OD mm	Male Thread	Equivalent
CMTM04/02	4	1/8"	36062702
CMTM06/02	6	1/8"	36062704
CMTM08/04	8	1/4"	36062711
CMTM10/04	10	1/4"	36062712

Tee Connector, Metric

1315	Tube OD mm	Equivalent
CMT04	4	36051402
CMT05	5	36051403
CMT06	6	36051404
CMT08	8	36051405
CMT10	10	36051406
CMT12	12	36051407
CMT16	16	36051408

Male Tee Adaptor, Metric, BSPT

1315	Tube OD mm	Male Thread	Equivalent
CMTR06/02	6	1/8"	36062804

Bracketed Tee, Metric

1315	Tube OD mm	Equivalent
CMBT06	6	36054904
CMBT08	8	36054905
CMBT10	10	36054906

Tee Connectors

Stem Tee Connector, Metric

1315	Tube OD mm	Stem OD mm	Equivalent
CMTS08	8	8	36055005
CMTS10	10	10	36055006
CMTS12	12	12	36055007
CMTS16	16	16	36055008

Stem Run Tee Connector, Metric

1315	Tube OD mm	Stem OD mm	Equivalent
CMTRS06	6	6	36062604
CMTRS10	10	10	36062606
CMTRS12	12	12	36062607

Crosses

Four Way Connector, Metric

1315	Tube OD mm	Equivalent
CMX06	6	36051604

Stem Adaptors

Nippled Stem Connector, Metric

1315	Tube OD mm	Stem OD mm	Equivalent
CMSPN12/12	12	12	36062507

Stem (Stand Pipe) x Hosetail Adaptor, Metric

1315	Standpipe mm	Hosetail	Equivalent
CMSPH04/03	4	3/16"	36052415
CMSPH06/04	6	1/4"	36052424
CMSPH08/04	8	1/4"	36052425
CMSPH12/06	12	3/8"	36052443

Straight Stem Adaptor, Metric

1315	Thread	Standpipe mm	Equivalent
CMSP02/08	1/8"	8	36053105
CMSP04/06	1/4"	6	36053110
CMSP04/08	1/4"	8	36053111
CMSP06/10	3/8"	10	36053120
CMSP06/12	3/8"	12	36053121
CMSP08/12	1/2"	12	-

Manifolds

Single Side 4 Output Manifold, Metric

1315	Inlet Tube OD mm	Outlet Tube OD mm	No. of Outlets	Equivalent
CMMB12/08	12	8	4	36030457
CMMB16/10	16	10	4	36030465

BRASS COMPRESSION FITTINGS, IMPERIAL

Tubing Nuts

Tubing Nut, Imperial

1315	Tube OD	Equivalent
TNI02	1/8″	34027902
TNI03	3/16″	34027903
TNI04	1/4″	34027904
TNI05	5/16″	34027905
TNI06	3/8″	34027906
TNI08	1/2″	34027907
TNI10	5/8″	34027908
TNI12	3/4″	34027909

Tubing Sleeves

Tubing Sleeve, Imperial

1315	Tube OD	Equivalent
OIB02	1/8″	34000302
OIB03	3/16″	34000303
OIB04	1/4″	34000304
OIB05	5/16″	34000305
OIB06	3/8″	34000306
OIB08	1/2″	34000307

Universal Tubing Sleeve, Imperial

1315	Tube OD	Equivalent
OI02	1/8″	34027802
OI04	1/4″	34027804
OI05	5/16″	34027805
OI06	3/8″	34027806
OI08	1/2″	34027807
OI10	5/8″	34027808
OI12	3/4″	34027809

Tubing Plugs

Tubing Plug, Imperial

1315	Tube OD	Equivalent
CIP04	1/4″	34003604
CIP05	5/16″	34003605
CIP06	3/8″	34003606
CIP08	1/2″	34003607

Male Adaptors

Straight Male Adaptor, Imperial, BSPT

1315	Tube OD	Thread	Equivalent
CI02/02	1/8″	1/8″	34034607
CI03/02	3/16″	1/8″	34034608
CI03/04	3/16″	1/4″	34034615
CI04/02	1/4″	1/8″	34034609
CI04/04	1/4″	1/4″	34034616
CI05/02	5/16″	1/8″	34034610
CI05/04	5/16″	1/4″	34034617
CI05/06	5/16″	3/8″	34034625
CI05/08	5/16″	1/2″	34034634
CI06/02	3/8″	1/8″	34034611
CI06/04	3/8″	1/4″	34034618
CI06/06	3/8″	3/8″	34034626
CI06/08	3/8″	1/2″	34034635
CI08/04	1/2″	1/4″	34034619
CI08/06	1/2″	3/8″	34034627
CI08/08	1/2″	1/2″	34034636
CI08/12	1/2″	3/4″	34034653
CI10/08	5/8″	1/2″	34034637
CI12/08	3/4″	1/2″	34034638
CI12/12	3/4″	3/4″	34034655

Straight Male Adaptor, Imperial, BSPP

1315	Tube OD	Thread	Equivalent
CIP03/02	3/16″	1/8″	34034808
CIP04/02	1/4″	1/8″	34034809
CIP04/04	1/4″	1/4″	34034816
CIP06/06	3/8″	3/8″	34034826
CIP08/06	1/2″	3/8″	34034827

Female Adaptors

Straight Female Adaptor, Imperial, BSPP

1315	Tube OD	Thread	Equivalent
CIF03/02	3/16″	1/8″	34034408
CIF03/04	3/16″	1/4″	34034415
CIF04/02	1/4″	1/8″	34034409
CIF04/04	1/4″	1/4″	34034416
CIF05/04	5/16″	1/4″	34034417
CIF06/04	3/8″	1/4″	34034418
CIF06/06	3/8″	3/8″	34034426
CIF08/08	1/2″	1/2″	34034436
CIF10/08	5/8″	1/2″	34034437

Nipple Adaptors

Nipple Adaptor Tube Male, BSPT x Male, Imperial

1315	Tube OD	Thread	Equivalent
CIA04/02	1/4″	1/8″	34035009
CIA05/04	5/16″	1/4″	34035017
CIA06/04	3/8″	1/4″	34035018
CIA06/06	3/8″	3/8″	34035026
CIA08/08	1/2″	1/2″	34035036

Nipple Adaptor Tube Male, BSP x Female, Imperial

1315	Tube OD	Female Thread	Equivalent
CINF03/02	3/16″	1/8″	34035108
CINF05/04	5/16″	1/4″	34035117
CINF06/06	3/8″	3/8″	34035126
CINF08/06	1/2″	3/8″	34035127
CINF08/08	1/2″	1/2″	34035136

Reducing Connectors

Reducing Connector, Imperial

1315	Tube OD Male	Tube OD Female	Equivalent
CIMFB04/03	1/4″	3/16″	34035231
CIMFB05/04	5/16″	1/4″	34035239
CIMFB06/04	3/8″	1/4″	34035240
CIMFB06/05	3/8″	5/16″	34035246
CIMFB08/05	1/2″	5/16″	34035247
CIMFB08/06	1/2″	3/8″	34035252

Nipple Connectors

Nipple Connector, Imperial

1315	Tube OD	Equivalent
CINC08	1/2″	34029107

Straight Connectors

Straight Connector, Imperial

1315	Tube OD	Equivalent
CIS03	3/16″	34000703
CIS04	1/4″	34000704
CIS05	5/16″	34000705
CIS06	3/8″	34000706
CIS08	1/2″	34000707
CIS12	3/4″	34000709

Bulkhead Connectors

Bulkhead Connector, Imperial

1315	Tube OD	Male Thread	Equivalent
CIBH03	3/16″	1/4″	34002103
CIBH04	1/4″	3/8″	34002104
CIBH05	5/16″	3/8″	34002105
CIBH06	3/8″	1/2″	34002106
CIBH08	1/2″	3/4″	34002107

Locknuts

Locknut, BSPP

1315	Thread	Equivalent
LN12	3/4″	34022306
LN16	1″	34022308

Locknut NP, BSPP

1315	Thread
LN02NP	1/8″
LN04NP	1/4″
LN06NP	3/8″
LN08NP	1/2″
LN12NP	3/4″
LN16NP	1″

Elbow Connectors

Stem Elbow Connector, Imperial

1315	Tube OD	Stem OD	Equivalent
CILS03	3/16″	3/16″	34005703
CILS04	1/4″	1/4″	34005704
CILS05	5/16″	5/16″	34005705
CILS06	3/8″	3/8″	34005706
CILS08	1/2″	1/2″	34005707

Universal Stem Elbow, Imperial

1315	Stem OD	Equivalent
CIUSL05	5/16″	34029205
CIUSL06	3/8″	34029206

Elbows

Female Elbow Adaptor, Imperial, BSPP

1315	Tube OD	Male Thread	Equivalent
CILF06/06	3/8″	3/8″	34032826
CILF08/06	1/2″	3/8″	34032827
CILF08/08	1/2″	1/2″	34032836

Elbow Connector, Imperial

1315	Tube OD	Equivalent
CIL04	1/4″	34006004
CIL05	5/16″	34006005
CIL06	3/8″	34006006
CIL08	1/2″	34006007

Male Elbow Adaptor, Imperial, BSPT

1315	Tube OD	Male Thread	Equivalent
CILM03/02	3/16″	1/8″	34033008
CILM03/04	3/16″	1/4″	34033015
CILM04/02	1/4″	1/8″	34033009
CILM04/04	1/4″	1/4″	34033016
CILM05/02	5/16″	1/8″	34033010
CILM05/04	5/16″	1/4″	34033017
CILM05/06	5/16″	3/8″	34033025
CILM06/04	3/8″	1/4″	34033018
CILM06/06	3/8″	3/8″	34033026

BRASS COMPRESSION FITTINGS, IMPERIAL

Tees

Male Tee Adaptor, Imperial, BSPT

1315	Tube OD	Male Thread	Equivalent
CITM04/02	1/4"	1/8"	34033409
CITM06/04	3/8"	1/4"	34033418

Tee Connector, Imperial

1315	Tube OD	Equivalent
CIT03	3/16"	34029003
CIT04	1/4"	34029004
CIT05	5/16"	34029005
CIT06	3/8"	34029006
CIT08	1/2"	34029007
CIT12	3/4"	34029009

Male Tee Adaptor, Imperial, BSPT

1315	Tube OD	Male Thread	Equivalent
CITR06/04	3/8"	1/4"	34033618

Bracketed Tee, Imperial

1315	Tube OD	Equivalent
CIBT03	3/16"	34029303

Tee Connectors

Stem Tee Connector, Imperial

1315	Tube OD	Stem OD	Equivalent
CITS04	1/4"	1/4"	34033904
CITS06	3/8"	3/8"	34033906

Stem Run Tee Connector, Imperial

1315	Tube OD	Stem OD	Equivalent
CITRS04	1/4"	1/4"	34034104



Universal Stem Tee, Imperial

1315	Stem OD	Equivalent
CIUST04	1/4"	34034204
CIUST06	3/8"	34034206

Y Connectors

Y Connector, Imperial

1315	Tube OD	Equivalent
CIY06	3/8"	34012706
CIY08	1/2"	34012707

Crosses

Four Way Connector, Imperial

1315	Tube OD	Equivalent
CIX06	3/8"	34013106

Stem Adaptors

Nippled Stem Connector, Imperial

1315	Tube OD	Stem OD	Equivalent
CISPN03/03	3/16"	3/16"	34001303
CISPN04/04	1/4"	1/4"	34001304
CISPN05/05	5/16"	5/16"	34001305
CISPN06/06	3/8"	3/8"	34001306

Stem (Stand Pipe) x Hosetail Adaptor, Imperial

1315	Standpipe	Hosetail	Equivalent
CISPH03/03	3/16"	3/16"	34005603
CISPH04/04	1/4"	1/4"	34005604
CISPH05/05	5/16"	5/16"	34005605
CISPH06/06	3/8"	3/8"	34005606
CISPH08/08	1/2"	1/2"	34005607

Straight Stem Adaptor, Imperial, BSPT

1315	Thread	Standpipe	Equivalent
CISP04/04	1/4"	1/4"	-
CISP04/05	1/4"	5/16"	34034317

Manifolds

Single Side 4 Output Manifold, Imperial

1315	Inlet Tube OD	Outlet Tube OD	No. of Outlets	Equivalent
CIMB08/04	1/2"	1/4"	4	34030441

ENOTS COMPRESSION FITTINGS, METRIC

- Wide range of types and sizes
- Suitable for use under extreme conditions of temperature and pressure
- Rugged and durable
- Ideal for most general industrial applications

Tubing Nut, Sleeve and Body Manufactured from Bar:
Brass to BS 2874: 1986 (CZ 121)
Body Manufactured from Stamping:
Brass to BS 2872: 1969 (CZ 122)
Banjo bolts have a bright nickel plated finis

Tube Types:
Nylon 11 or 12 and other plasticised or unplasticised tubing which conforms to the tolerances specified in **BS5409:** Part 1 1976. Copper, annealed and half-hard to BS2871: Part 2. Double wall brazed steel.

Stem Adaptors



Tailpiece

0038	Stem OD mm	To Suit Hose ID mm
36052424	6	6.3
36052425	8	6.3
36052442	10	10

Nippled

0038	Stem OD mm	OD mm
36062507	12	12

Straight, BSPP

0038	Stem OD mm	Thread
36052105	8	1/8"
36052111	8	1/4"

Straight, BSPT

0038	Stem OD mm	Thread
36053104	6	1/8"
36053110	6	1/4"
36053111	8	1/4"
36053112	10	1/4"

Tubing Plugs

Tube

0038	OD mm
36050902	4
36050905	8
36050906	10
36050907	12

Bulkhead Locknuts

Metric

0038	Thread
36052001	M12 x 1.0
36052003	M15 x 1.0
36052005	M18 x 1.5
36052006	M20 x 1.5
36052007	M24 x 1.5

Bulkhead Connectors

Metric

0038	OD mm	Thread
36050804	6	M15 x 1.0
36050805	8	M18 x 1.5
36050806	10	M20 x 1.5
36050807	12	M24 x 1.5

Reducing Connectors

Tube x Tube

0038	OD A mm	OD B mm
36051727	4	6
36051728	4	8
36051747	6	8
36051749	6	12
36051757	8	12

Fast Rotating Joints



BSPT

0038	Thread
04016100	1/4"

Straight Connectors

Equal

0038	OD mm
36050302	4
36050304	6
36050305	8
36050306	10
36050307	12

Bracketed

0038	OD mm
36055205	8

Nippled Adaptors

BSPT

0038	OD mm	Thread
36055605	8	1/8"
36055611	8	1/4"

BSPP

0038	OD mm	Thread
36055711	8	1/4"
36055712	10	1/4"
36055721	12	3/8"

ENOTS COMPRESSION FITTINGS, METRIC

NORGREN

Straight Adaptors

Male, BSPT

0038	OD mm	Thread
36053002	4	1/8″
36053008	4	1/4″
36053004	6	1/8″
36053010	6	1/4″
36053005	8	1/8″
36053011	8	1/4″
36053019	8	3/8″
36053028	8	1/2″
36053006	10	1/8″
36053012	10	1/4″
36053020	10	3/8″
36053029	10	1/2″
36053013	12	1/4″
36053030	12	1/2″
36053044	12	3/4″

Male, BSPP

0038	OD mm	Thread
36050402	4	1/8″
36050404	6	1/8″
36050405	8	1/8″
36050411	8	1/4″
36050428	8	1/2″
36050412	10	1/4″
36050420	10	3/8″
36050429	10	1/2″
36050413	12	1/4″
36050421	12	3/8″
36050430	12	1/2″

Female, BSPP

0038	OD mm	Thread
36050502	4	1/8″
36050510	6	1/4″
36050511	8	1/4″
36050512	10	1/4″
36050521	12	3/8″
36050530	12	1/2″

Elbow Connectors

Equal

0038	OD mm
36051104	6
36051107	12

Stem

0038	OD mm	Stem OD mm
36055104	6	6
36055105	8	8
36055106	10	10
36055107	12	12

Bracketed

0038	OD mm
36054804	6
36054805	8

Tee Connectors

Equal

0038	OD mm
36051404	6
36051405	8
36051406	10
36051407	12

Bracketed

0038	OD mm
36054905	8

Tubing Nuts

Tube

0038	OD mm
36050002	4
36050003	5
36050004	6
36050005	8
36050006	10
36050007	12
36050008	16

Elbow Adaptors

Female, BSPP

0038	OD mm	Thread
36055502	4	1/8″
36055510	6	1/4″
36055512	10	1/4″
36055520	10	3/8″

Male, BSPT

0038	OD mm	Thread
36000502	4	1/8″
36000508	4	1/4″
36000504	6	1/8″
36000510	6	1/4″
36000505	8	1/8″
36000511	8	1/4″
36000512	10	1/4″
36000520	10	3/8″
36000529	10	1/2″
36000513	12	1/4″
36000521	12	3/8″
36000530	12	1/2″

Universal Tubing Sleeves

To suit Metal & Nylon Tube

0038	OD mm
36050102	4
36050103	5
36050105	8
36050106	10
36050107	12
36050108	16

Elbow Banjo Assemblies

Non-regulating, BSPP

0038	OD mm	Thread
18A511028	10	1/4″
18A511048	10	1/2″
18A511238	12	3/8″

ENOTS COMPRESSION FITTINGS, IMPERIAL

- Wide range of types and sizes
- Rugged and durable
- Suitable for use under extreme conditions of temperature and pressure
- Ideal for most general industrial applications

Tubing Nut, Sleeve and Body Manufactured from Bar:
Brass to BS 2874: 1986 (CZ 121)

Body Manufactured from Stamping:
Brass to BS 2872: 1969 (CZ 122)
Banjo bolts have a bright nickel plated finis

Tube Types:
Nylon 11 or 12 and other plasticised or unplasticised tubing which conforms to the tolerances specified in **BS5409:** Part 1 1976. Copper, annealed and half-hard to BS2871: Part 2. Double wall brazed steel.

Stem Adaptors



Tailpiece

0038	Stem OD	To Suit Hose ID
34005607	1/2″	1/2″

Tubing Plugs

Tube

0038	OD
34003604	1/4″

Bulkhead Locknuts

BSPP

0038	Thread
34022302	1/4″
34022303	3/8″

Bulkhead Connectors

BSPP

0038	OD	Thread
34002104	1/4″	3/8″

Straight Connectors

Equal

0038	OD
34000704	1/4″
34000705	5/16″
34000706	3/8″
34000707	1/2″

Straight Adaptors

Male, BSPT

0038	OD	Thread
34034610	5/16″	1/8″
34034616	1/4″	1/4″
34034617	5/16″	1/4″
34034618	3/8″	1/4″
34034626	3/8″	3/8″
34034635	3/8″	1/2″
34034619	1/2″	1/4″
34034636	1/2″	1/2″

Male, BSPP

0038	OD	Thread
34034809	1/4″	1/8″

Female, BSPP

0038	OD	Thread
34034416	1/4″	1/4″

Elbow Connectors

Stem

0038	OD	Stem OD
34005704	1/4″	1/4″
34005706	3/8″	3/8″
34005707	1/2″	1/2″

Elbow Adaptors

Male, BSPT

0038	OD	Thread
34033009	1/4″	1/8″
34033016	1/4″	1/4″
34033018	3/8″	1/4″
34033026	3/8″	3/8″
34033019	1/2″	1/4″
34033027	1/2″	3/8″

Tubing Nuts

Tube

0038	OD
34027903	3/16″
34027904	1/4″
34027905	5/16″
34027906	3/8″
34027907	1/2″
34027909	3/4″

Tubing Sleeves

To suit Metal Tube Only

0038	OD
34000303	3/16″
34000304	1/4″

Universal, To suit Metal & Nylon Tube

0038	OD
34027803	3/16″
34027804	1/4″
34027805	5/16″
34027806	3/8″

IMPERIAL BRASS COMPRESSION FITTINGS

Please note: Safe pressures and temperatures depend entirely on the tubes being used, for this reason the values must be determined in accordance with the tube features.

Media: Water, oils, compressed air

Use universal barrel olive for copper and nylon tube.

Male Studs

BSPT

0062	OD	Thread
APMS-14-18	1/4"	1/8"
APMS-14-14	1/4"	1/4"
APMS-14-38	1/4"	3/8"
APMS-14-12	1/4"	1/2"
APMS-516-18	5/16"	1/8"
APMS-516-14	5/16"	1/4"
APMS-516-38	5/16"	3/8"
APMS-516-12	5/16"	1/2"
APMS-38-18	3/8"	1/8"
APMS-38-14	3/8"	1/4"
APMS-38-38	3/8"	3/8"
APMS-38-12	3/8"	1/2"
APMS-12-14	1/2"	1/4"
APMS-12-38	1/2"	3/8"
APMS-12-12	1/2"	1/2"

Tech Sheet 20193

Male Stud Elbows

BSPT

0062	OD	Thread
APSE-14-18	1/4"	1/8"
APSE-14-14	1/4"	1/4"
APSE-14-38	1/4"	3/8"
APSE-14-12	1/4"	1/2"
APSE-516-18	5/16"	1/8"
APSE-516-14	5/16"	1/4"
APSE-516-38	5/16"	3/8"
APSE-38-18	3/8"	1/8"
APSE-38-14	3/8"	1/4"
APSE-38-38	3/8"	3/8"
APSE-38-12	3/8"	1/2"
APSE-12-14	1/2"	1/4"
APSE-12-38	1/2"	3/8"
APSE-12-12	1/2"	1/2"

Tech Sheet 20194

Female Studs

BSPP

0062	OD	Thread
APFS-14-18	1/4"	1/8"
APFS-14-14	1/4"	1/4"
APFS-14-38	1/4"	3/8"
APFS-14-12	1/4"	1/2"
APFS-516-14	5/16"	1/4"
APFS-516-38	5/16"	3/8"
APFS-516-12	5/16"	1/2"
APFS-38-14	3/8"	1/4"
APFS-38-38	3/8"	3/8"
APFS-38-12	3/8"	1/2"
APFS-12-14	1/2"	1/4"
APFS-12-38	1/2"	3/8"
APFS-12-12	1/2"	1/2"

Tech Sheet 20192

Brass Barrel Olives

0062	OD
APBO-14	1/4"
APBO-516	5/16"
APBO-38	3/8"
APBO-12	1/2"

Female Stud Elbows

BSPP

0062	OD	Thread
APFE-14-14	1/4"	1/4"
APFE-516-14	5/16"	1/4"
APFE-38-38	3/8"	3/8"

Tech Sheet 20191

Brass Nuts

0062	OD
APBN-14	1/4"
APBN-38	3/8"
APBN-12	1/2"

Tech Sheet 20189

Tees, Male Stud Branch

BSPT

0062	OD	Thread
APST-14-18	1/4"	1/8"
APST-14-14	1/4"	1/4"
APST-516-14	5/16"	1/4"
APST-38-14	3/8"	1/4"
APST-12-14	1/2"	1/4"

Tech Sheet 20195

Equal Connectors

Tube x Tube

0062	OD
APEC-14	1/4"
APEC-516	5/16"
APEC-38	3/8"
APEC-12	1/2"

Tech Sheet 20187

Equal Tees

Tube x Tube

0062	OD
APET-14	1/4"
APET-516	5/16"
APET-38	3/8"
APET-12	1/2"

Tech Sheet 20190

Equal Elbows

Tube x Tube

0062	OD
APEE-14	1/4"
APEE-516	5/16"
APEE-38	3/8"
APEE-12	1/2"

Tech Sheet 20188

IMPERIAL BRASS COMPRESSION FITTINGS

Please note: Safe pressures and temperatures depend entirely on the tubes being used, for this reason the values must be determined in accordance with the tube features.
Media: Water, oils, compressed air

Male Studs

BSPT

1300	OD	Thread
MST18-18	1/8"	1/8"
MST18-14	1/8"	1/4"
MST316-18	3/16"	1/8"
MST316-14	3/16"	1/4"
MST14-18	1/4"	1/8"
MST14-14	1/4"	1/4"
MST14-38	1/4"	3/8"
MST14-12	1/4"	1/2"
MST516-18	5/16"	1/8"
MST516-14	5/16"	1/4"
MST516-38	5/16"	3/8"
MST38-18	3/8"	1/8"
MST38-14	3/8"	1/4"
MST38-38	3/8"	3/8"
MST38-12	3/8"	1/2"
MST12-14	1/2"	1/4"
MST12-38	1/2"	3/8"
MST12-12	1/2"	1/2"
MST34-12	3/4"	1/2"
MST34-34	3/4"	3/4"



BSPP

1300	OD	Thread
MSP18-18	1/8"	1/8"
MSP18-14	1/8"	1/4"
MSP316-18	3/16"	1/8"
MSP316-14	3/16"	1/4"
MSP316-38	3/16"	3/8"
MSP14-18	1/4"	1/8"
MSP14-14	1/4"	1/4"
MSP14-38	1/4"	3/8"
MSP516-18	5/16"	1/8"
MSP516-14	5/16"	1/4"
MSP516-38	5/16"	3/8"
MSP516-12	5/16"	1/2"
MSP38-18	3/8"	1/8"
MSP38-14	3/8"	1/4"
MSP38-38	3/8"	3/8"
MSP38-12	3/8"	1/2"
MSP12-38	1/2"	3/8"
MSP12-12	1/2"	1/2"
MSP12-34	1/2"	3/4"
MSP34-12	3/4"	1/2"
MSP34-34	3/4"	3/4"
MSP1-1	1"	1"

Female Studs

BSPP

1300	OD	Thread
FSC18-18	1/8"	1/8"
FSC18-14	1/8"	1/4"
FSC316-18	3/16"	1/8"
FSC316-14	3/16"	1/4"
FSC316-38	3/16"	3/8"
FSC14-18	1/4"	1/8"
FSC14-14	1/4"	1/4"
FSC14-38	1/4"	3/8"
FSC14-12	1/4"	1/2"
FSC516-18	5/16"	1/8"
FSC516-14	5/16"	1/4"
FSC516-38	5/16"	3/8"
FSC516-12	5/16"	1/2"
FSC38-18	3/8"	1/8"
FSC38-14	3/8"	1/4"
FSC38-38	3/8"	3/8"
FSC38-12	3/8"	1/2"
FSC12-14	1/2"	1/4"
FSC12-12	1/2"	1/2"
FSC34-12	3/4"	1/2"
FSC34-34	3/4"	3/4"
FSC1-1	1"	1"

Equal Ended

Tube x Tube

1300	Thread
EEC18	1/8"
EEC316	3/16"
EEC14	1/4"
EEC516	5/16"
EEC38	3/8"
EEC12	1/2"
EEC34	3/4"
EEC1	1"

Imperial to Metric Couplings

Tube x Tube

1300	OD	ODmm
IMC38-10	3/8"	10

Equal Ended Bulkheads

Tube x Tube

1300	OD	Thread
EB18	1/8"	1/8"
EB316	3/16"	1/8"
EB14	1/4"	1/4"
EB14/2	1/4"	3/8"
EB516	5/16"	1/8"
EB38	3/8"	3/8"
EB12	1/2"	1/2"

Reducing Couplings

Tube x Tube

1300	OD	OD
RDC316-18	3/16"	1/8"
RDC14-18	1/4"	1/8"
RDC14-316	1/4"	3/16"
RDC516-316	5/16"	3/16"
RDC516-14	5/16"	1/4"
RDC38-14	3/8"	1/4"
RDC38-516	3/8"	5/16"
RDC12-14	1/2"	1/4"
RDC12-516	1/2"	5/16"
RDC12-38	1/2"	3/8"

Tees, Male Stud Branch

BSPT

1300	OD	Thread
MSB14-18	1/4"	1/8"
MSB14-14	1/4"	1/4"
MSB38-14	3/8"	1/4"
MSB38-38	3/8"	3/8"
MSB12-12	1/2"	1/2"

Equal Tees

Tube x Tube

1300	OD
TE18	1/8"
TE316	3/16"
TE14	1/4"
TE516	5/16"
TE38	3/8"
TE12	1/2"
TE34	3/4"

IMPERIAL BRASS COMPRESSION FITTINGS

Tees, Male Stud Run

BSPT

1300	OD	Thread
MSR14-18	1/4"	1/8"
MSR14-14	1/4"	1/4"
MSR516-14	5/16"	1/4"
MSR38-38	3/8"	3/8"

Reducing Branch Tees

Tube x Tube

1300	OD	Branch OD
RT14-316	1/4"	3/16"
RT516-14	5/16"	1/4"
RT38-14	3/8"	1/4"
RT38-516	3/8"	5/16"
RT12-14	1/2"	1/4"
RT12-38	1/2"	3/8"

Equal Ended Crosses

Tube x Tube

1300	OD
EX14	1/4"
EX516	5/16"
EX12	1/2"

Flanged Blanking Plugs

BSPP

1300	Thread
FBP18	1/8"
FBP14	1/4"
FBP38	3/8"
FBP12	1/2"
FBP34	3/4"
FBP1	1"

End Stops

Tube

1300	OD
ES316	3/16"
ES14	1/4"
ES516	5/16"
ES38	3/8"
ES12	1/2"
ES34	3/4"

Standpipe Elbows

Tube x Stem

1300	Stem OD	OD
SPE516	5/16"	5/16"
SPE38	3/8"	3/8"
SPE12	1/2"	1/2"

Female Stud Elbows

BSPP

1300	OD	Thread
FSE316-18	3/16"	1/8"
FSE14-18	1/4"	1/8"
FSE14-14	1/4"	1/4"
FSE516-14	5/16"	1/4"
FSE38-14	3/8"	1/4"
FSE38-38	3/8"	3/8"
FSE38-12	3/8"	1/2"
FSE12-12	1/2"	1/2"

Equal Elbows

Tube x Tube

1300	OD
EL18	1/8"
EL316	3/16"
EL14	1/4"
EL516	5/16"
EL38	3/8"
EL12	1/2"
EL34	3/4"

Male Stud Elbows

BSPT

1300	OD	Thread
MSE18-18	1/8"	1/8"
MSE316-18	3/16"	1/8"
MSE316-14	3/16"	1/4"
MSE14-18	1/4"	1/8"
MSE14-14	1/4"	1/4"
MSE14-38	1/4"	3/8"
MSE516-18	5/16"	1/8"
MSE516-14	5/16"	1/4"
MSE38-18	3/8"	1/8"
MSE38-14	3/8"	1/4"
MSE38-38	3/8"	3/8"
MSE12-14	1/2"	1/4"
MSE12-38	1/2"	3/8"
MSE12-12	1/2"	1/2"
MSE34-34	3/4"	3/4"

Brass Compression Rings

1300	OD
CR18	1/8"
CR316	3/16"
CR14	1/4"
CR516	5/16"
CR38	3/8"
CR12	1/2"
CR34	3/4"
CR1	1"

Fulham Nozzles

Female Thread, BSPP

1300	To Suit Hose ID	Thread
FNF18	3/8"	1/8"
FNF14	3/8"	1/4"
FNF38	3/8"	3/8"

Male Thread, BSPT

1300	To Suit Hose ID	Thread
FN18	3/8"	1/8"
FN14	3/8"	1/4"
FN38	3/8"	3/8"

Male Thread, BSPP

1300	To Suit Hose ID	Thread
FNP18	3/8"	1/8"
FNP14	3/8"	1/4"

Tube x Hose Tail

1300	To Suit Hose ID	OD
FNT14	3/8"	1/4"
FNT516	3/8"	5/16"

Compression Nuts

BSPP

1300	OD	Thread
UN18	1/8"	1/8"
UN316	3/16"	1/8"
UN14	1/4"	1/4"
UN516	5/16"	1/4"
UN38	3/8"	3/8"
UN12	1/2"	1/2"
UN34	3/4"	3/4"

Copper Washers for BSPP Stud Ends

To suit BSPP

1300	Male Thread	Female Thread
CW18	1/8"	3/8"
CW14	1/4"	1/2"
CW38	3/8"	3/4"
CW12	1/2"	7/8"
CW34	3/4"	-
CW1	1"	-
CW114	1.1/4"	-
CW112	1.1/2"	-
CW2	2"	-

Tech Sheet 20358

METRIC BRASS COMPRESSION FITTINGS

Please note: Safe pressures and temperatures depend entirely on the tubes being used, for this reason the values must be determined in accordance with the tube features.
Media: Water, oils, compressed air

Male Studs

BSPT

1040	OD mm	Thread
13480-4-18	4	1/8"
13480-4-14	4	1/4"
13480-6-18	6	1/8"
13480-6-14	6	1/4"
13480-6-38	6	3/8"
13480-8-18	8	1/8"
13480-8-14	8	1/4"
13480-8-38	8	3/8"
13480-10-14	10	1/4"
13480-10-38	10	3/8"
13480-10-12	10	1/2"
13480-12-14	12	1/4"
13480-12-38	12	3/8"
13480-12-12	12	1/2"
13480-14-12	14	1/2"
13480-15-12	15	1/2"
13480-22-12	22	1/2"
13480-22-34	22	3/4"
Tech Sheet 68743		

BSPP

1040	OD mm	Thread
13485-4-18	4	1/8"
13485-6-18	6	1/8"
13485-6-14	6	1/4"
13485-8-18	8	1/8"
13485-8-14	8	1/4"
13485-8-38	8	3/8"
13485-10-14	10	1/4"
13485-10-38	10	3/8"
13485-22-34	22	3/4"
13485-22-1	22	1"
Tech Sheet 68743		

Standpipe Adaptors

BSPP

1040	OD mm	Thread
13530-6-18	6	1/8"
13530-6-14	6	1/4"
13530-8-14	8	1/4"
13530-8-38	8	3/8"
13530-10-14	10	1/4"
13530-10-38	10	3/8"
Tech Sheet 68743		

Female Studs

BSPP

1040	OD mm	Thread
13500-4-18	4	1/8"
13500-4-14	4	1/4"
13500-6-18	6	1/8"
13500-6-14	6	1/4"
13500-8-18	8	1/8"
13500-8-14	8	1/4"
13500-8-38	8	3/8"
13500-10-14	10	1/4"
13500-10-38	10	3/8"
13500-10-12	10	1/2"
13500-12-14	12	1/4"
13500-12-38	12	3/8"
13500-12-12	12	1/2"
13500-14-12	14	1/2"
13500-15-12	15	1/2"
13500-22-34	22	3/4"
Tech Sheet 68743		

Male Stud Elbows

BSPT

1040	OD mm	Thread
13280-4-18	4	1/8"
13280-6-18	6	1/8"
13280-6-14	6	1/4"
13280-8-18	8	1/8"
13280-8-14	8	1/4"
13280-8-38	8	3/8"
13280-10-14	10	1/4"
13280-10-38	10	3/8"
13280-10-12	10	1/2"
13280-12-14	12	1/4"
13280-12-38	12	3/8"
13280-12-12	12	1/2"
13280-14-12	14	1/2"
13280-15-12	15	1/2"
13280-22-34	22	3/4"
Tech Sheet 68743		

Equal Elbows

Tube x Tube

1040	OD mm
13260-4	4
13260-6	6
13260-8	8
13260-10	10
13260-12	12
13260-15	15
13260-22	22
Tech Sheet 68743	

Bulkhead Connectors

Tube x Tube

1040	OD mm
13465-4	4
13465-6	6
13465-8	8
13465-10	10
13465-12	12
13465-14	14
Tech Sheet 68743	

Straight Connectors

Tube x Tube

1040	OD mm
13460-4	4
13460-6	6
13460-8	8
13460-10	10
13460-12	12
13460-15	15
13460-22	22
Tech Sheet 68743	

Internal Tube Supports

- **This internal tube support, will prevent the tube from crushing caused by over tightening of compression type fittings or clamps**

Tube

1000	To Suit Hose ID mm
877-0027	2.7
877-0004	4
877-0006	6
877-0008	8
877-0009	9
877-0010	10
877-0012	12
877-0125	12.5
877-0013	13
877-0015	15
877-0016	16
877-0018	18

METRIC BRASS COMPRESSION FITTINGS

AIGNEP

Equal Crosses

Tube x Tube

1040	OD mm
13510-6	6
13510-8	8
13510-10	10
13510-12	12
Tech Sheet 68743	

Reducers



Tube

1040	ID mm	OD mm
13600-4-6	4	6
13600-6-8	6	8
13600-8-10	8	10
13600-10-12	10	12
Tech Sheet 68743		

Male Stud Tees

BSPT

1040	OD mm	Thread
13220-4-18	4	1/8"
13220-6-18	6	1/8"
13220-6-14	6	1/4"
13220-8-18	8	1/8"
13220-8-14	8	1/4"
13220-8-38	8	3/8"
13220-10-14	10	1/4"
13220-10-38	10	3/8"
13220-10-12	10	1/2"
13220-12-38	12	3/8"
13220-14-12	14	1/2"
13220-15-12	15	1/2"
13220-22-34	22	3/4"
Tech Sheet 68743		

Equal Tees

Tube x Tube

1040	OD mm
13200-4	4
13200-6	6
13200-8	8
13200-10	10
13200-12	12
13200-14	14
13200-22	22
Tech Sheet 68743	

Hose Tail Stem Adaptors

Stem x Hose Tail

1040	Stem OD mm	To Suit Hose ID mm
13540-6-7	6	7
13540-8-7	8	7
13540-8-10	8	10
13540-10-10	10	10
13540-12-10	12	10
13540-12-13	12	13
Tech Sheet 68743		

Nuts

Tube

1040	OD mm	Thread
13680-4	4	M8 x 1
13680-6	6	M10 x 1
13680-8	8	M12 x 1
13680-10	10	M16 x 1.5
13680-12	12	M18 x 1.5
13680-14	14	M20 x 1.5
13680-15	15	M20 x 1.5
Tech Sheet 68743		

Brass Olives

Tube

1040	OD mm
13740-4	4
13740-6	6
13740-8	8
13740-10	10
13740-12	12
13740-14	14
13740-15	15
13740-22	22
Tech Sheet 68743	

Single Banjo Body with Stem

BSPP

1040	OD mm	Thread
13550-4-18	4	1/8"
13550-6-18	6	1/8"
13550-6-14	6	1/4"
13550-8-18	8	1/8"
13550-8-14	8	1/4"
13550-8-38	8	3/8"
13550-10-14	10	1/4"
13550-10-38	10	3/8"
Tech Sheet 68743		

Blanking Plugs

Tube

1040	OD mm
13780-4	4
13780-6	6
13780-8	8
13780-10	10
13780-12	12
13780-14	14
13780-15	15
13780-22	22
Tech Sheet 68743	

METRIC NICKEL PLATED COMPRESSION FITTINGS

Please note: Safe pressures and temperatures depend entirely on the tubes being used. For this reason, the values must be determined in accordance with the tube features.
Media: Water, oils and compressed air.

Male Studs

BSPT

1040	OD mm	Thread
2018-5336	4	1/8"
2018-5344	6	1/8"
2018-5351	6	1/4"
2018-5369	8	1/8"
2018-5377	8	1/4"
2018-5385	8	3/8"
2018-5393	10	1/4"
2018-5401	10	3/8"
2018-5419	12	3/8"
2018-5435	12	1/2"
2018-5436	14	1/2"
2018-5914	15	1/2"
2018-5915	16	1/2"
2018-5916	18	1/2"
Tech Sheet 68742		

Female Studs



BSPP

1040	OD mm	Thread
2018-5468	4	1/8"
2018-5476	6	1/8"
2018-5484	6	1/4"
2018-5492	8	1/8"
2018-5500	8	1/4"
2018-5518	8	3/8"
2018-5526	10	1/4"
2018-5534	10	3/8"
2018-5542	12	3/8"
2018-5559	12	1/2"
2018-5567	15	1/2"
Tech Sheet 68742		

Straight Connectors

Tube x Tube

1040	OD mm
2018-5773	4
2018-5880	6
2018-5922	8
2018-5930	10
2018-5948	12
2018-5951	16
Tech Sheet 68742	

Male Stud Elbows

BSPT

1040	OD mm	Thread
2018-5666	4	1/8"
2018-5674	6	1/8"
2018-5682	6	1/4"
2018-5690	8	1/8"
2018-5708	8	1/4"
2018-5716	8	3/8"
2018-5724	10	1/4"
2018-5732	10	3/8"
2018-5740	12	3/8"
2018-5757	12	1/2"
2018-5766	14	1/2"
2018-5765	15	1/2"
2018-5767	16	1/2"
Tech Sheet 68742		

Equal Elbows

Tube x Tube

1040	OD mm
2018-5575	4
2018-5583	6
2018-5591	8
2018-5609	10
2018-5617	12
2018-5626	14
2018-5625	15
Tech Sheet 68742	

Equal Tees

Tube x Tube

1040	OD mm
2018-5971	6
2018-5989	8
2018-5997	10
2018-6003	12
Tech Sheet 68742	

Male Stud Branch Tees

BSPT

1040	OD mm	Thread
2018-6045	6	1/4"
2018-6060	8	1/8"
2018-6094	8	1/4"
2018-6128	10	1/4"
2018-6151	12	3/8"
2018-6169	12	1/2"
2018-6177	15	1/2"
Tech Sheet 68742		

Olives

Brass

1040	OD mm
2018-6243	4
2018-6250	6
2018-6268	8
2018-6276	10
2018-6284	12
2018-6292	15
2018-6296	18
Tech Sheet 68742	

Nuts

BSPP

1040	OD mm	Thread
2018-6185	4	M8 x 1
2018-6193	6	M10 x 1
2018-6201	8	M12 x 1
Tech Sheet 68742		

Brass, Universal

1040	OD mm
2018-3001	4
2018-3002	6
2018-3003	8
2018-3004	10
2018-3005	12
2018-3009	18
Tech Sheet 68742	

PTFE

1040	OD mm
2018-3022	4
2018-3023	6
2018-3024	8
2018-3025	10
2018-3026	12
2018-3029	16
2018-3031	22
Tech Sheet 30104	

Single Banjos

BSPP

1040	OD mm	Thread
2018-3041	6	1/8"
2018-3042	6	1/4"
2018-3044	8	1/4"
Tech Sheet 68742		

METRIC NICKEL PLATED COMPRESSION FITTINGS

Body:
OT 58 brass

Temperature Range:
-45°C to +80°C

Maximum Pressure:
60 bar (dependant upon tubing specification

For use with copper tube

Male Stud

BSP Tapered x Tube, Nickel Plated Brass

9152	Thread	Tube mm	
		OD	ID
2201001	1/8″	4	2
2201002	1/8″	6	4
2201003	1/4″	6	4
2201004	1/8″	8	6
2201005	1/4″	8	6

Male Stud Elbow

BSP Tapered x Tube, Nickel Plated Brass

9152	Thread BSPT	Tube mm	
		OD	ID
2205001	1/8″	4	2
2205002	1/8″	6	4
2205003	1/4″	6	4
2205004	1/8″	8	6
2205005	1/4″	8	6
2205007	1/4″	10	8
2205008	3/8″	10	8
2205009	1/2″	10	8
2205010	3/8″	12	10
2205011	1/2″	12	10
2205012	1/2″	15	12

Female Stud

BSP Parallel x Tube, Nickel Plated Brass

9152	Thread BSPP	Tube mm	
		OD	ID
2202001	1/8″	6	4
2202002	1/4″	6	4
2202004	1/4″	8	6
2202005	3/8″	8	6
2202006	1/4″	10	8
2202007	3/8″	10	8

Equal Elbow

Tube x Tube, Nickel Plated Brass

9152	Tube mm	
	OD	ID
2206001	4	2
2206002	6	4
2206003	8	6
2206004	10	8
2206005	12	10
2206006	15	12

Equal Tee

Tube x Tube, Nickel Plated Brass

9152	Tube mm	
	OD	ID
2209001	4	2
2209002	6	4
2209003	8	6
2209004	10	8
2209005	12	10
2209006	15	12

Male Stud Branch Tee

BSP Tapered x Tube

9152	Thread	Tube mm	
		OD	ID
2207001	1/8″	4	2
2207002	1/8″	6	4
2207003	1/4″	6	4
2207004	1/8″	8	6
2207005	1/4″	8	6
2207006	3/8″	8	6
2207008	3/8″	10	8
2207011	1/2″	12	10

Male Run Tee

BSP Tapered x Tube

9152	Thread	Tube mm	
		OD	ID
2208002	1/4″	6	4
2208003	1/8″	8	6
2208005	3/8″	8	6
2208006	1/4″	10	8
2208007	3/8″	10	8
2208009	3/8″	12	10
2208010	1/2″	12	10
2208011	1/2″	15	12

Straight Connector

Tube x Tube

9152	Tube mm	
	OD	ID
2203001	4	2
2203002	6	4
2203003	8	6
2203004	10	8
2203005	12	10
2203006	15	12

Bulkhead Connector

Tube x Tube

9152	Tube mm	
	OD	ID
2204001	6	4
2204002	8	6
2204003	10	8
2204004	12	10

Spare Compression Olive

Brass

9152	Tube mm	
	OD	ID
2211001	4	2
2211002	6	4
2211003	8	6
2211004	10	8
2211005	12	10

Tube Inserts

Brass

9152	To Suit Tube mm	
	OD	ID
2212001	6	4
2212002	8	6
2212003	10	8
2212004	12	10
2212005	15	12

COPPER TUBING

Copper Tubing - Annealed to BS EN12449/C106 (Soft)

Metric, 10 Metre Lengths

5070	OD mm	ID mm	Max Pressure PSI	Max Pressure Bar
MCT-4	4	2.8	1,993	137
MCT-5	5	3.4	2,124	146
MCT-6	6	4.4	1,760	121
MCT-8	8	6.4	1,324	91
MCT-10	10	8.4	1,047	72
MCT-12	12	10.4	1,000	69
Tech Sheet 820				

Metric, 30 Metre Lengths

5070	OD mm	ID mm	Max Pressure PSI	Max Pressure Bar
MCT-4/30	4	2.8	1,993	137
MCT-6/30	6	4.4	1,760	121
MCT-6-4/30	6	4	2,669	184
MCT-8/30	8	6.4	1,324	91
MCT-10/30	10	8.4	1,047	72
MCT-12/30	12	10.4	1,000	69
MCT-15/30	15	13	1,091	75
Tech Sheet 820				

Imperial, 10 Metre Lengths

5070	OD	ID	SWG	Max Pressure PSI	Max Pressure Bar
ICT-18	1/8"	0.069"	22	3,026	209
ICT-316	3/16"	0.131"	22	1,978	136
ICT-14	1/4"	0.194"	22	1,484	102
ICT-516	5/16"	0.256"	22	1,178	81
ICT-38	3/8"	0.319"	22	974	67
ICT-12	1/2"	0.428"	20	945	65
ICT-58	5/8"	0.553"	20	742	51
Tech Sheet 820					

Imperial, 30 Metre Lengths

5070	OD	ID	SWG	Max Pressure PSI	Max Pressure Bar
ICT-18/30	1/8"	0.069"	22	3,026	209
ICT-316/30	3/16"	0.131"	22	1,978	136
ICT-14/30	1/4"	0.194"	22	1,484	102
ICT-14/30-20SWG	1/4"	0.178"	20	2,244	155
ICT-516/30	5/16"	0.256"	22	1,178	81
ICT-38/30	3/8"	0.319"	22	974	67
ICT-38/30-18SWG	3/8"	0.279"	18	1,958	135
ICT-12/30	1/2"	0.428"	20	945	65
ICT-12/30-18SWG	1/2"	0.404"	18	1,417	98
ICT-58/30	5/8"	0.553"	18	742	51
Tech Sheet 820					

Plumbing Copper Tube

Type: BS EN1057 R250, 3 Metre Lengths

5072	OD mm	ID mm	Max Pressure PSI	Max Pressure Bar
PCU15	15	13.6	843	59
PCU22	22	20.2	752	51
PCU28	28	26.2	582	40
PCU35	35	32.6	618	43
PCU42	42	39.6	512	35
PCU54	54	51.6	396	27
PCU67	67	64.6	317	22

Copper Tubing - Half Hard

Metric, 3 Metre Lengths

5070	OD mm	ID mm	Max Pressure PSI	Max Pressure Bar
MTS-4	4	2.8	2,604	180
MTS-6	6	4	2,885	199
MTS-8	8	6	2,167	149
MTS-10	10	8	1,731	119
MTS-12	12	10	1,440	99
MTS-15	15	13	1,149	79
MTS-16	16	13.6	1,280	88
MTS-18	18	15.6	1,193	82
MTS-22	22	20	931	64
MTS-28	28	25	902	62

Imperial, 3 Metre Lengths

5070	OD	ID	SWG	Max Pressure PSI	Max Pressure Bar
ITS-18	1/8"	0.069"	22	3,928	271
ITS-316	3/16"	0.131"	22	2,589	179
ITS-14	1/4"	0.178"	20	2,488	172
ITS-516	5/16"	0.241"	20	1,978	136
ITS-38	3/8"	0.303"	20	1,644	113
ITS-12	1/2"	0.428"	20	1,236	85
ITS-12-18SWG	1/2"	0.404"	18	1,848	127
ITS-12-16SWG	1/2"	0.372"	16	2,556	176
ITS-12-10SWG	1/2"	0.244"	10	5,988	413
ITS-58	5/8"	0.529"	18	974	67
ITS-34-18SWG	3/4"	0.654"	18	1,190	82
ITS-34	3/4"	0.622"	16	1,484	102
ITS-78-16SWG	7/8"	0.747"	16	1,374	95
ITS-1-18SWG	1"	0.904"	18	877	60
ITS-1-16SWG	1"	0.872"	16	1,190	82
ITS-118-18SWG	1.1/8"	1.029"	18	776	54
ITS-118-16SWG	1.1/8"	0.997"	16	1,050	72

Please note: Delivery may take up to 48 hours.

BALL VALVES

CHECK & FOOT VALVES

STRAINERS

FITTINGS

BIBCOCKS

PRESSURE REDUCING VALVES

CONVERTIBLE VALVES &
THERMOSTATIC HEAD

MANUAL VALVES &
LOCKSHIELDS

ZONE BALL VALVES

MANIFOLDS IN BRASS &
STAINLESS STEEL



COPPER & BUNDY TUBING

Bundy Tube

Metric, 3.2 Metre Lengths

5071	OD mm	Wall Thickness	Burst Pressure PSI
BTM06	6	0.075"	13500
BTM08	8	0.075"	10875
BTM10	10	0.075"	7500

Imperial, 3.2 Metre Lengths

5071	OD	Wall Thickness	Burst Pressure PSI
BTI03	3/16"	0.028"	16500
BTI04	1/4"	0.028"	12000
BTI05	5/16"	0.028"	10875
BTI06	3/8"	0.028"	8200
BTI08	1/2"	0.028"	5000

PVC Covered Copper Tube

Annealed, soft copper tube to BS2871/2/C106 with a black PVC outer cover.

Please note: OD measurement is for copper tube, excluding cover.

Metric, 30 Metre Coils

5070	OD mm	ID mm	Max Pressure PSI	Max Pressure Bar
MSCT-6	6	4	2,053	142
MSCT-8	8	6	1,906	131
MSCT-10	10	8	1,483	102
MSCT-12	12	10	1,091	75

Annealed, soft copper tube to BS2871/2/C106 with a 1/16" black PVC outer cover.

Imperial, 30 Metre Coils

5070	OD	ID	SWG	Max Pressure PSI	Max Pressure Bar
ISCT-14	1/4"	0.194"	22	1,682	116
ISCT-38	3/8"	0.303"	20	1,416	98
ISCT-12	1/2"	0.444"	20	945	65

ACCESSORIES

WRAS APPROVED PRODUCT

Polyethylene Pipe Insulation

Thermal Conductivity DIN 52613:
0.035W(m.K) at 0°C.

Working Temperature:
-50°C to +100°C

Fire Rating BS479 Part 5:1979:
Class P (not easily ignitable).

High quality CFC easy-fit closed cell pipe insulation. Particularly effective for the thermal insulation of domestic heating and plumbing pipe work for energy conservation and frost protection. Easy to install, none fibrous and creates no dust during installation and is resistant to oils and greases

9mm Wall Insulation (Semi Split), 2 Metre Lengths

5073	ID mm
POLY15X9	15
POLY22X9	22
POLY28X9	28

13mm Wall Insulation (Semi Split), 2 Metre Lengths

5073	ID mm
POLY15X13	15
POLY22X13	22
POLY28X13	28

19mm Wall Insulation (Split through 1 Wall Thickness), 2 Metre Lengths

5073	ID mm
POLY15X19	15
POLY22X19	22
POLY28X19	28

25mm Wall Insulation (Split through 1 Wall Thickness), 2 Metre Lengths

5073	ID mm
POLY15X25	15
POLY22X25	22
POLY28X25	28

BRASS PLUMBING COMPRESSION FITTINGS, METRIC

Couplings

Straight

0242	OD mm
EPS-CFS-6	6
EPS-CFS-8	8
EPS-CFS-10	10
EPS-CFS-12	12
EPS-CFS-15	15
EPS-CFS-22	22
EPS-CFS-28	28
EPS-CFS-35	35
EPS-CFS-42	42
EPS-CFS-54	54

Reducing Straight

0242	OD mm	OD mm
EPS-CFR-10-8	10	8
EPS-CFR-12-10	12	10
EPS-CFR-15-8	15	8
EPS-CFR-15-10	15	10
EPS-CFR-15-12	15	12
EPS-CFR-22-15	22	15
EPS-CFR-28-15	28	15
EPS-CFR-28-22	28	22

BSPT Male x Metric Straight

0242	OD mm	Thread
EPS-CFM-6-14	6	1/4"
EPS-CFM-8-14	8	1/4"
EPS-CFM-8-12	8	1/2"
EPS-CFM-10-14	10	1/4"
EPS-CFM-10-38	10	3/8"
EPS-CFM-12-14	12	1/4"
EPS-CFM-12-38	12	3/8"
EPS-CFM-15-14	15	1/4"
EPS-CFM-15-38	15	3/8"

BSPP Male x Metric Straight

0242	OD mm	Thread
EPS-CFM-8-38	8	3/8"
EPS-CFM-10-12	10	1/2"
EPS-CFM-15-12	15	1/2"
EPS-CFM-15-34	15	3/4"
EPS-CFM-22-12	22	1/2"
EPS-CFM-22-34	22	3/4"
EPS-CFM-22-1	22	1"
EPS-CFM-28-34	28	3/4"
EPS-CFM-28-1	28	1"
EPS-CFM-35-114	35	1.1/4"
EPS-CFM-42-112	42	1.1/2"
EPS-CFM-54-2	54	2"

BSPP Female x Metric Straight

0242	OD mm	Thread
EPS-CFF-6-14	6	1/4"
EPS-CFF-8-14	8	1/4"
EPS-CFF-8-38	8	3/8"
EPS-CFF-10-14	10	1/4"
EPS-CFF-10-38	10	3/8"
EPS-CFF-10-12	10	1/2"
EPS-CFF-15-14	15	1/4"
EPS-CFF-15-38	15	3/8"
EPS-CFF-15-12	15	1/2"
EPS-CFF-15-34	15	3/4"
EPS-CFF-22-12	22	1/2"
EPS-CFF-22-34	22	3/4"
EPS-CFF-22-1	22	1"
EPS-CFF-28-34	28	3/4"
EPS-CFF-28-1	28	1"
EPS-CFF-35-114	35	1.1/4"
EPS-CFF-42-112	42	1.1/2"
EPS-CFF-54-2	54	2"

Elbows

BSPT Male x Metric

0242	OD mm	Thread
EPS-CFME-8-14	8	1/4"
EPS-CFME-8-38	8	3/8"
EPS-CFME-10-14	10	1/4"
EPS-CFME-10-38	10	3/8"
EPS-CFME-10-12	10	1/2"
EPS-CFME-15-14	15	1/4"

BSPP Male x Metric

0242	OD mm	Thread
EPS-CFME-15-12	15	1/2"
EPS-CFME-15-34	15	3/4"
EPS-CFME-22-34	22	3/4"
EPS-CFME-22-1	22	1"
EPS-CFME-28-1	28	1"
EPS-CFME-35-114	35	1.1/4"
EPS-CFME-42-112	42	1.1/2"
EPS-CFME-54-2	54	2"

90°

0242	OD mm
EPS-CFE-6	6
EPS-CFE-8	8
EPS-CFE-10	10
EPS-CFE-12	12
EPS-CFE-15	15
EPS-CFE-22	22
EPS-CFE-28	28
EPS-CFE-35	35
EPS-CFE-42	42
EPS-CFE-54	54

Wall Plate, BSPP

0242	OD mm	Thread
EPS-CFWE-15-12	15	1/2"
EPS-CFWE-22-12	22	1/2"
EPS-CFWE-22-34	22	3/4"

Reducing 90°

0242	OD mm	OD mm
EPS-CFE-22-15	22	15

BSPP Female x Metric

0242	OD mm	Thread
EPS-CFFE-8-14	8	1/4"
EPS-CFFE-10-14	10	1/4"
EPS-CFFE-10-38	10	3/8"
EPS-CFFE-10-12	10	1/2"
EPS-CFFE-15-14	15	1/4"
EPS-CFFE-15-12	15	1/2"
EPS-CFFE-15-34	15	3/4"
EPS-CFFE-22-12	22	1/2"
EPS-CFFE-22-34	22	3/4"
EPS-CFFE-22-1	22	1"
EPS-CFFE-28-1	28	1"
EPS-CFFE-35-114	35	1.1/4"
EPS-CFFE-54-2	54	2"

BRASS PLUMBING COMPRESSION FITTINGS, METRIC

Tees

Equal

0242	OD mm
EPS-CFET-6	6
EPS-CFET-8	8
EPS-CFET-10	10
EPS-CFET-12	12
EPS-CFET-15	15
EPS-CFET-22	22
EPS-CFET-28	28
EPS-CFET-35	35
EPS-CFET-42	42
EPS-CFET-54	54

Reducing

0242	OD A mm	OD B mm	OD C mm
CFRT-15-15-22	15	15	22
CFRT-22-22-15	22	22	15
CFRT-22-15-15	22	15	15
CFRT-22-15-22	22	15	22
CFRT-28-28-22	28	28	22
CFRT-35-35-15	35	35	15

Reducing Female

0242	OD mm	Thread
CFFRT-15-15-12	15	1/2"
CFFRT-22-22-12	22	1/2"
CFFRT-22-22-34	22	3/4"

Tank Connectors

Tank Connectors & Washers

0242	OD mm
EPS-CFTC-15	15
EPS-CFTC-22	22
EPS-CFTC-28	28
EPS-CFTC-35	35
EPS-CFTC-42	42
EPS-CFTC-54	54

Tap Connectors

Straight, BSPP

0242	OD mm	Thread
EPS-CFSTC-15-12	15	1/2"
EPS-CFSTC-15-34	15	3/4"
EPS-CFSTC-22-34	22	3/4"

90°, BSPP

0242	OD mm	Thread
EPS-CFBTC-15-12	15	1/2"

Internal Reducing Sets

3 Piece

0242	Reducing From-To mm
EPS-CFR3-10-6	10-6
EPS-CFR3-10-8	10-8
EPS-CFR3-15-8	15-8
EPS-CFR3-15-10	15-10
EPS-CFR3-15-12	15-12
EPS-CFR3-28-15	28-15
EPS-CFR3-28-22	28-22
EPS-CFR3-35-15	35-15
EPS-CFR3-35-22	35-22
EPS-CFR3-42-15	42-15
EPS-CFR3-42-28	42-28
EPS-CFR3-54-28	54-28
EPS-CFR3-54-42	54-42

Olives

Brass

0242	OD mm
EPS-CFBO-8	8
EPS-CFBO-10	10
EPS-CFBO-12	12
EPS-CFBO-15	15
EPS-CFBO-20	20
EPS-CFBO-22	22
EPS-CFBO-25	25
EPS-CFBO-28	28
EPS-CFBO-35	35
EPS-CFBO-42	42
EPS-CFBO-54	54
EPS-CFBO-3/4	3/4"

Copper

0242	OD mm
EPS-CFCO-8	8
EPS-CFCO-10	10
EPS-CFCO-12	12
EPS-CFCO-15	15
EPS-CFCO-20	20
EPS-CFCO-22	22
EPS-CFCO-25	25
EPS-CFCO-28	28
EPS-CFCO-35	35
EPS-CFCO-42	42
EPS-CFCO-54	54
EPS-CFCO-3/4	3/4"

Compression Nuts



0242	OD mm
EPS-CFN-8	8
EPS-CFN-10	10
EPS-CFN-15	15
EPS-CFN-22	22
EPS-CFN-28	28

Stop Ends

0242	OD mm
EPS-CFSE-8	8
EPS-CFSE-10	10
EPS-CFSE-12	12
EPS-CFSE-15	15
EPS-CFSE-22	22
EPS-CFSE-28	28
EPS-CFSE-35	35
EPS-CFSE-42	42
EPS-CFSE-54	54

SOLDER RING

Manufactured from copper and copper alloy. Designed for jointing copper tubes to BS EN 1057 in hot and cold water services, in small bore and mini bore central heating, low pressure steam heating, and in-vented/un-vented closed circuit heating systems.

- WRAS approved
- Manufactured to BS EN 1254 Part 1

Working Temperature:
-40°C to +110°C

Maximum Working Pressure:
16 bar (-40°C to +30°C)
10 bar (+30°C to +65°C)
6 bar (+65°C to +110°C)

Couplings

Straight

0474	OD mm
M-SRSC10	10
M-SRSC-22	22
M-SRSC-28	28
M-SRSC-35	35
M-SRSC-42	42
M-SRSC-54	54
Tech Sheet 60249	

Reducing Coupling

0474	OD mm	OD mm
M-SRRC-10-8	10	8
M-SRRC-15-10	15	10
M-SRRC-22-15	22	15
M-SRRC-28-22	28	22
Tech Sheet 60249		

Reducing Fitting

0474	OD mm	OD mm
M-SRRF-22-15	22	15
M-SRRF-28-15	28	15
M-SRRF-28-22	28	22
M-SRRF-35-22	35	22
M-SRRF-35-28	35	28
M-SRRF-42-15	42	15
M-SRRF-42-28	42	28
M-SRRF-42-35	42	35
M-SRRF-54-22	54	22
M-SRRF-54-35	54	35
M-SRRF-54-42	54	42
Tech Sheet 60249		

Elbows

90° Elbows

0474	OD mm
M-SR90-8	8
M-SR90-10	10
M-SR90-15	15
M-SR90-22	22
M-SR90-28	28
M-SR90-35	35
M-SR90-42	42
M-SR90-54	54
Tech Sheet 60249	

45° Elbows

0474	OD mm
M-SR45EL-15	15
M-SR45EL-22	22
M-SR45EL-35	35
M-SR45EL-45	42
Tech Sheet 60249	

Street Elbows

0474	OD mm
M-SRST90-15	15
M-SRST90-22	22
M-SRST90-28	28
Tech Sheet 60249	

End Caps

End Caps

0474	OD mm
M-SREC-15	15
M-SREC-22	22
Tech Sheet 60249	

Tees

Equal

0474	OD mm
M-SRET-10	10
M-SRET-15	15
M-SRET-22	22
M-SRET-28	28
M-SRET-42	42
Tech Sheet 60249	

Reducing Branch

0474	OD mm	OD mm
M-SRRB-22-15	22	15
M-SRRB-28-15	28	15
M-SRRB-28-22	28	22
M-SRRB-42-15	42	15
M-SRRB-42-22	42	22
M-SRRB-42-28	42	28
M-SRRB-42-35	42	35
M-SRRB-54-15	54	15
M-SRRB-54-22	54	22
M-SRRB-54-28	54	28
M-SRRB-54-35	54	35
M-SRRB-54-42	54	42
Tech Sheet 60249		

Tap Connectors

Straight

0474	OD mm	Thread
M-SRTC-15-12	15	1/2"
M-SRTC-15-34	15	3/4"
M-SRTC-22-34	22	3/4"
Tech Sheet 60249		

Bent

0474	OD mm	Thread
M-SRBTC-15-12	15	1/2"
Tech Sheet 60249		

END FEED FITTINGS

Designed for end-feeding with soft solder or hard solder (brazing alloy). Ideal for use in hot and cold water services, central heating, fuel services and general engineering applications.

- WRAS approved
- Manufactured to BS EN 1354 Part 1

Working Temperature:
-40°C to +110°C

Maximum Working Pressure:
Up to 28mm
25 bar (-40°C to +65°C), 16 bar (+110°C)
35mm to 54mm
25 bar (-40°C to +30°C), 16 bar (+65°C)
10 bar (+110°C)

Couplings

Straight

0474	OD mm
M-EFSC-28	28
M-EFSC-35	35
M-EFSC-42	42
M-EFSC-54	54
Tech Sheet 60249	

Tap Connectors

Straight

0474	OD mm	Thread
M-EFTCS-15-12	15	1/2"
M-EFTCS-22-34	22	3/4"
Tech Sheet 60249		

Bent

0474	OD mm	Thread
M-EFTCB-15-12	15	1/2"
M-EFTCB-15-34	15	3/4"
M-EFTCB-22-34	22	3/4"
Tech Sheet 60249		

Crossovers

Part

0474	OD mm
M-EFCOP-15	15
Tech Sheet 60249	

End Caps

End Caps

0474	OD mm
M-EFTC-8	8
M-EFTC-22	22
M-EFTC-28	28
Tech Sheet 60249	

Elbows

90° Elbows

0474	OD mm
M-EF90E-10	10
M-EF90E-15	15
M-EF90E-22	22
Tech Sheet 60249	

45° Elbows

0474	OD mm
M-EF45E-22	22
M-EF45E-42	42
Tech Sheet 60249	

Tees

Equal

0474	OD mm
M-EFET-8	8
M-EFET-10	10
M-EFET-15	15
M-EFET-35	35
M-EFET-42	42
M-EFET-54	54
Tech Sheet 60249	

Reducing Branch

0474	OD mm	OD mm
M-EFRBT-22-15	22	15
M-EFRBT-28-22	28	22
M-EFRBT-35-15	35	15
M-EFRBT-35-22	35	22
M-EFRBT-35-28	35	28
M-EFRBT-42-15	42	15
M-EFRBT-42-22	42	22
M-EFRBT-42-28	42	28
M-EFRBT-42-35	42	35
M-EFRBT-54-28	54	28
M-EFRBT-54-35	54	35
M-EFRBT-54-42	54	42
Tech Sheet 60249		

DISTRIBUTION MANIFOLDS

Equal Cross Manifolds



Female, BSPP

0315	Thread
KMDS-1/8	1/8″
KMDS-1/4	1/4″
KMDS-3/8	3/8″
KMDS-1/2	1/2″
Tech Sheet 3108	

ALUMINIUM MANIFOLDS

Single Distribution Manifold

Working Temperature:
0°C to +80°C

Maximum Working Pressure:
12 bar

1/4″ BSPT Inlet x 1/4″ BSPT Outlet

1000	No. of Inlets	No. of Outlets
MD-2	2	2
MD-3	2	3
MD-4	2	4
MD-5	2	5

Single Distribution Manifold

AIGNEP



1/4″ BSPP Inlet x 1/8″ BSPP Outlet

1000	No. of Inlets	No. of Outlets
DM13/3	2	3
DM13/4	2	4
DM13/5	2	5
DM13/6	2	6

Round Manifolds

Working Temperature:
0°C to +80°C

Maximum Working Pressure:
10 bar

1/4″ BSPT Inlet x 1/4″ BSPT Outlet

1000	No. of Inlets	No. of Outlets
M2-14	1	2

Round Manifolds

Working Temperature:
0°C to +80°C

Maximum Working Pressure:
10 bar

1/4″ BSPT Inlet x 1/4″ BSPT Outlet

1000	No. of Inlets	No. of Outlets
M3-14	1	3

Single Distribution Manifolds

1/8" BSPP Inlet x M5 Outlet

0012	No. of Inlets	No. of Outlets
MAN-155.02	2	2
MAN-155.06	2	6
Tech Sheet 12		

1/4" BSPP Inlet x 1/8" BSPP Outlet

0012	No. of Inlets	No. of Outlets
MAN-151.02	2	2
MAN-151.03	2	3
MAN-151.04	2	4
MAN-151.05	2	5
MAN-151.06	2	6
Tech Sheet 12		

3/8" BSPP Inlet x 1/8" BSPP Outlet

0012	No. of Inlets	No. of Outlets
MAN-153.03	2	3
MAN-153.04	2	4
MAN-153.05	2	5
MAN-153.06	2	6
Tech Sheet 12		

3/8" BSPP Inlet x 1/4" BSPP Outlet

0012	No. of Inlets	No. of Outlets
MAN-152.02	2	2
MAN-152.03	2	3
MAN-152.04	2	4
MAN-152.05	2	5
MAN-152.06	2	6
Tech Sheet 12		

1/2" BSPP Inlet x 1/4" BSPP Outlet

0012	No. of Inlets	No. of Outlets
MAN-154.02	2	2
MAN-154.03	2	3
MAN-154.04	2	4
MAN-154.05	2	5
MAN-154.06	2	6
Tech Sheet 12		

1/2" BSPP Inlet x 3/8" BSPP Outlet

0012	No. of Inlets	No. of Outlets
MAN-156.02	2	2
MAN-156.03	2	3
MAN-156.04	2	4
MAN-156.05	2	5
MAN-156.06	2	6
Tech Sheet 12		

1/2" BSPP Inlet x 1/2" BSPP Outlet

0012	No. of Inlets	No. of Outlets
MAN-157.02	2	2
MAN-157.03	2	3
MAN-157.04	2	4
MAN-157.05	2	5
Tech Sheet 12		

Double Distribution Manifolds

1/8" BSPP Inlet x M5 Outlet

0012	No. of Inlets	No. of Outlets
MAN-155.22	2	5mm x 2 + 2
Tech Sheet 12		

1/4" BSPP Inlet x 1/8" BSPP Outlet

0012	No. of Inlets	No. of Outlets
MAN-151.22	2	2 + 2
MAN-151.33	2	3 + 3
MAN-151.44	2	4 + 4
MAN-151.55	2	5 + 5
Tech Sheet 12		

3/8" BSPP Inlet x 1/8" BSPP Outlet

0012	No. of Inlets	No. of Outlets
MAN-153.33	2	3 + 3
MAN-153.44	2	4 + 4
MAN-153.55	2	5 + 5
Tech Sheet 12		

3/8" BSPP Inlet x 1/4" BSPP Outlet

0012	No. of Inlets	No. of Outlets
MAN-152.22	2	2 + 2
MAN-152.33	2	3 + 3
MAN-152.44	2	4 + 4
MAN-152.55	2	5 + 5
Tech Sheet 12		

1/2" BSPP Inlet x 1/4" BSPP Outlet

0012	No. of Inlets	No. of Outlets
MAN-154.22	2	2 + 2
MAN-154.33	2	3 + 3
MAN-154.44	2	4 + 4
MAN-154.55	2	5 + 5
Tech Sheet 12		

1/2" BSPP Inlet x 3/8" BSPP Outlet

0012	No. of Inlets	No. of Outlets
MAN-156.44	2	4 + 4
MAN-156.55	2	5 + 5
Tech Sheet 12		

1/2" BSPP Inlet x 1/2" BSPP Outlet

0012	No. of Inlets	No. of Outlets
MAN-157.22	2	2 + 2
MAN-157.33	2	3 + 3
MAN-157.44	2	4 + 4
MAN-157.55	2	5 + 5
Tech Sheet 12		

Equal Cross Manifolds

Female, BSPP

0012	Thread
MAN-145.8	1/8"
MAN-145.4	1/4"
MAN-145.3	3/8"
MAN-145.2	1/2"
Tech Sheet 12	

A wide range of aluminium manifolds, ideal for multi-feeds and supplies in systems and for grouping valves.

BRASS MANIFOLDS

Single Sided Manifold Block, Brass

1/8" BSPP Inlet x 1/8" BSPP Outlet

1420	No. of Outlets
MB02/04	4
MB02/06	6
MB02/08	8

1/4" BSPP Inlet x 1/4" BSPP Outlet

1420	No. of Outlets
MB04/02	2
MB04/04	4
MB04/06	6
MB04/08	8
MB04/10	10

3/8" BSPP Inlet x 3/8" BSPP Outlet

1420	No. of Outlets
MB06/04	4
MB06/06	6
MB06/08	8

1/2" BSPP Inlet x 1/2" BSPP Outlet

1420	No. of Outlets
MB08/04	4
MB08/06	6
MB08/08	8

3/4" BSPP Inlet x 3/4" BSPP Outlet

1420	No. of Outlets
MB12/04	4
MB12/06	6

Unequal Manifold Block, Brass

3/4" BSPP Inlet x 1/2" BSPP Outlet

1420	No. of Outlets
MB12/08/04	4

3/8" BSPP Inlet x 1/4" BSPP Outlet

1420	No. of Outlets
MB06/04/04	4
MB06/04/06	6
MB06/04/08	8

For **Hydraulic Ball Valves**
...see pages **238-240**

MINIFOLDS

Aluminium 5 & 10 Way Manifolds

Replace complex assemblies of valves and fittings with anodised aluminium Minifolds
Each Minifold comprises of a number of valved outlets on a common header.
Minifold blocks have tapped inlet connections at both ends – connect to one and plug the other or connect Minifolds in series.



Working Temperature:
-20°C to +90°C

Maximum Working Pressure:
Vacuum to 10 bar

Specifications
Series 971: Nominal Bore 18mm
1/2" BSP Female or
1/2" NPT Female inlets
1/4" BSP Female or
1/4" NPT Female or 6mm push-in outlets
Series 975: Nominal Bore 25mm
3/4" BSP Female or
3/4" NPT Female inlets
3/8" BSP Female or
3/8" NPT Female outlets

Materials:
Blocks: Anodised aluminium
Valve Spindles: Thermoplastic (red for BSP, grey for NPT)
Seals: Nitrile
Push-in Fittings: Plated brass

1/2" BSPP Inlet x 1/4" BSPP Outlet

0202	No. of Inlets	No. of Outlets
971-05-251	2	5
971-10-251	2	10
Tech Sheet 10556		

1/2" BSPP Inlet x 6mm Outlet

0202	No. of Inlets	No. of Outlets
971-05-256	2	5
971-10-256	2	10
Tech Sheet 10556		

3/4" BSPP Inlet x 3/8" BSPP Outlet

0202	No. of Inlets	No. of Outlets
975-05-272	2	5
975-10-272	2	10
Tech Sheet 10556		

1/2" NPT Inlet x 1/4" NPT Outlet

0202	No. of Inlets	No. of Outlets
971-10-263	2	10
Tech Sheet 10556		

1/2" NPT Inlet x 6mm Outlet

0202	No. of Inlets	No. of Outlets
971-10-266	2	10
Tech Sheet 10556		

Stainless Steel 4, 6 & 10 Way Manifolds

Working Temperature:
60 bar @ 40°C
40 bar @ 100°C
25 bar @ 150°C

Replace complex assemblies of valves and fitting with stainless steel manifolds.
Each Minifold comprises of a number of ball valves on a common header.

Minifold blocks have tapped inlet connections at both ends – connect to one and plug the other or connect Minifold in series.

Specifications
Series 910: Nominal Bore 18mm
1/2" or 3/4" BSP Taper or NPT inlets
1/4" or 1/2" BSP Taper or NPT outlet
Supplied with two mounting brackets

Materials:
Blocks: 316 Stainless steel
Valve Body/Ball: 316 Stainless steel
Valve Handle: 304 Stainless steel (Red for BSP, black for NPT)
Valve Seals: PTFE

stainless steel

1/2" BSPT Inlet x 1/4" BSPT Outlet

0202	No. of Inlets	No. of Outlets
910.04.SDP011414	2	4
910.06.SDP011414	2	6
910.10.SDP011414	2	10

3/4" BSPT Inlet x 1/4" BSPT Outlet

0202	No. of Inlets	No. of Outlets
910.04.SDP012828	2	4
910.10.SDP012828	2	10

3/4" BSPT Inlet x 1/2" BSPT Outlet

0202	No. of Inlets	No. of Outlets
910.04.SDP142828	2	4
910.06.SDP142828	2	6

1/2" NPT Inlet x 1/4" NPT Outlet

0202	No. of Inlets	No. of Outlets
910.04.SDP030606	2	4
910.06.SDP030606	2	6

3/4" NPT Inlet x 1/4" NPT Outlet

0202	No. of Inlets	No. of Outlets
910.04.SDP032727	2	4

3/4" NPT Inlet x 1/2" NPT Outlet

0202	No. of Inlets	No. of Outlets
910.04.SDP062727	2	4
910.06.SDP062727	2	6

ROTATING & SWIVEL JOINTS

Rotating Joints

- Viton seals as standard
- Suitable for fluids and air
- Units suitable for vacuum and non standard pressures available on request

Working Temperature:
-10°C to +85°C

Maximum Working Pressure:
12 bar

1 Inlet x 6 Outlets

0064	No. of Inlets	No. of Outlets	Rotation	RPM
300/V	1 x 3/8"	6 x 1/8"	Right/Left	300
Tech Sheet 29				

Working Temperature:
-10°C to +85°C

Maximum Working Pressure:
12 bar

1 Inlet x 3 Outlets

0064	No. of Inlets	No. of Outlets	Rotation	RPM
302/V	1 x 3/8"	3 x 1/4"	Right/Left	300
Tech Sheet 29				

Working Temperature:
-10°C to +85°C

Maximum Working Pressure:
12 bar

1 Inlet x 1 Outlet

0064	No. of Inlets	No. of Outlets	Rotation	RPM
303/V	1 x 1/8"	1 x 1/8"	Right/Left	550
304/V	1 x 1/4"	1 x 1/4"	Right/Left	550
305/V	1 x 3/8"	1 x 3/8"	Right/Left	300
307/V	1 x 3/4"	1 x 3/4"	Right/Left	160
Tech Sheet 30				

Working Temperature:
-10°C to +85°C

Maximum Working Pressure:
12 bar



2 Independent Inlets & Outlets

0064	No. of Inlets	No. of Outlets	Rotation	RPM
312/V	2 x 1/4"	2 x 1/4"	Right/Left	200
Tech Sheet 31				

Swivel Joints - Aluminium

Working Temperature:
0°C to +70°C

Maximum Working Pressure:
12 bar

Male x Female Thread, without Regulator

1000	Thread
RJ-14	1/4"

For **Globe Valves**
...see page **975**



1 Hydraulics 3-284

2 Hydraulic Quick Release Couplings 285-320

3 Pneumatic Quick Release Couplings 321-406

4 Monitor & Test 407-446

5 Pneumatic & Vacuum 447-762

6 Push-in Fittings & Tubing 763-918

7 Valves & Actuation 919-1060

8 Ring Main 1061-1136

9 Hose Tails, Adaptors, Fittings & Manifolds 1137-1224

10 Stainless Steel 1225-1332

11 Malleable Iron 1333-1398

12 Hose, Couplings, Ducting & Hose Reels 1399-1510

13 Clips & Clamps 1511-1558

14 Paint, Sprays & Adhesives 1559-1590

15 Blow Guns, Vacuum & Nozzles 1591-1616

16 Fuelling, Lubrication, Wash Down & Misting 1617-1696

17 Compressors & Air Tools 1697-1726

18 Hand Tools & PPE 1727-1765

SECTION 10

Stainless Steel

10.01 Stainless Steel Hydraulics **1225-1287**

10.02 Stainless Steel Valves **1288-1303**

10.03 Stainless Steel Couplings **1304-1310**

10.04 Stainless Steel Pipe Fittings **1311-1322**

10.05 Stainless Steel Pneumatic Push-in Fittings **1323-1326**

10.06 Stainless Steel Pneumatic QRC **1327**

10.07 Stainless Steel Solenoid Valves **1328**

10.08 Stainless Steel Pressure Gauges **1329-1332**

SECTION 10

10.01 Stainless Steel Hydraulics

1225-1287

- Hydraulic Stainless Steel Ferrules
- Hydraulic Stainless Steel Inserts
- 316 Stainless Steel DIN EN ISO 8434-1 Tube Fittings



10.02 Stainless Steel Valves

1288-1303

- Stainless Steel Hydraulic Valves
- Stainless Steel Valves
- Gate Valves
- Check Valves
- Y Strainers
- Stainless Steel Compression Ball Valves

10.03 Stainless Steel Couplings

1304-1310

- ISO A Interchange Couplings & Plugs
- ISO B Interchange Couplings & Plugs
- Hydraulic Quick Release Couplings
- Cam & Groove Quick Couplings
- Claw Couplings
- RJT Couplings
- Stainless Steel Lever Lock Water Pump Couplings

10.04 Stainless Steel Pipe Fittings

1311-1322

- 150lb 316 Stainless Steel Pipe Fittings
- 3000lb 316 Stainless Steel Pipe Fittings
- BS TYPE, 316L Hygienic Pipe Fittings
- Hygienic Clamp Fittings

10.05 Stainless Steel Pneumatic Push-in Fittings

1323-1326

- One Touch All Stainless Steel Push-In Fittings
- 316 Stainless Steel Push-In Fittings

10.06 Stainless Steel Pneumatic QRC

1327

- Series 25 Quick Coupling
  European Profile Stainless Stee

10.07 Stainless Steel Solenoid Valves

1328

- Solenoid Valves

10.08 Stainless Steel Pressure Gauges

1329-1332

- Glycerine Gauges & Accessories
- Test Point Couplings
- Silencers
- Float Level Switches

HYDRAULIC STAINLESS STEEL FERRULES

stainless steel

Ferrules

Stainless Steel 1.4571 Working Temperature: -60°C to +400°C (DIN 17 440, AD W 10)

R1AT Non-skive

0044	To Suit Hose ID
SFR1-05	3/16"
SFR1-06	1/4"
SFR1-08	5/16"
SFR1-10	3/8"
SFR1-12	1/2"
SFR1-16	5/8"
SFR1-20	3/4"
SFR1-25	1"
SFR1-31	1.1/4"
SFR1-38	1.1/2"
SFR1-51	2"
Tech Sheet 60587	

EN857-1SC Non-skive

0044	To Suit Hose ID
SFR1-06SC	1/4"
SFR1-08SC	5/16"
SFR1-10SC	3/8"
SFR1-12SC	1/2"
Tech Sheet 60587	

R2AT Non-skive

0044	To Suit Hose ID
SFR2-05	3/16"
SFR2-06	1/4"
SFR2-08	5/16"
SFR2-10	3/8"
SFR2-12	1/2"
SFR2-16	5/8"
SFR2-20	3/4"
SFR2-25	1"
SFR2-31	1.1/4"
SFR2-38	1.1/2"
SFR2-51	2"
Tech Sheet 60588	

EN857-2SC Non-skive

0044	To Suit Hose ID
SFR2-06SC	1/4"
SFR2-08SC	5/16"
SFR2-10SC	3/8"
SFR2-12SC	1/2"
SFR2-16SC	5/8"
SFR2-20SC	3/4"
SFR2-25SC	1"
Tech Sheet 60587	

R1AT & R2AT Dual, Non-skive

0044	To Suit Hose ID
SFR3-06	1/4"
SFR3-08	5/16"
SFR3-10	3/8"
SFR3-12	1/2"
SFR3-16	5/8"
SFR3-20	3/4"
SFR3-25	1"
Tech Sheet 60587	

PTFE, Smooth Bore

0044	To Suit Hose ID
SFPTFE-05	3/16"
SFPTFE-06	1/4"
SFPTFE-08	5/16"
SFPTFE-10	3/8"
SFPTFE-12	1/2"
SFPTFE-16	5/8"
SFPTFE-20	3/4"
SFPTFE-25	1"
Tech Sheet 60586	

PTFE, Convoluted Bore

0044	To Suit Hose ID
SCFPTFE-06	1/4"
SCFPTFE-08	5/16"
SCFPTFE-10	3/8"
SCFPTFE-12	1/2"
SCFPTFE-16	5/8"
SCFPTFE-20	3/4"
SCFPTFE-25	1"
Tech Sheet 60585	

FT PRO



For **Full range of Hydraulic Hose** see pages **6-14**

HYDRAULIC STAINLESS STEEL INSERTS

stainless steel

BSP

Stainless Steel 1.4571 Working Temperature: -60°C to +400°C (DIN 17 440, AD W 10)

Male Inserts, BSPP

0044	Thread	To Suit Hose ID
SMI05-14	1/4"	3/16"
SMI06-18	1/8"	1/4"
SMI06-14	1/4"	1/4"
SMI06-38	3/8"	1/4"
SMI06-12	1/2"	1/4"
SMI08-14	1/4"	5/16"
SMI08-38	3/8"	5/16"
SMI08-12	1/2"	5/16"
SMI10-14	1/4"	3/8"
SMI10-38	3/8"	3/8"
SMI10-12	1/2"	3/8"
SMI12-38	3/8"	1/2"
SMI12-12	1/2"	1/2"
SMI12-34	3/4"	1/2"
SMI16-12	1/2"	5/8"
SMI16-58	5/8"	5/8"
SMI16-34	3/4"	5/8"
SMI20-34	3/4"	3/4"
SMI20-1	1"	3/4"
SMI25-1	1"	1"
SMI25-34	3/4"	1"
SMI25-114	1.1/4"	1"
SMI31-114	1.1/4"	1.1/4"
SMI31-112	1.1/2"	1.1/4"
SMI38-112	1.1/2"	1.1/2"
SMI51-2	2"	2"

Tech Sheet 60593

Male Inserts, BSPT

0044	Thread	To Suit Hose ID
AGRK-1/8-DN05	1/8"	3/16"
AGRK-1/8-DN06	1/8"	1/4"
AGRK-1/4-DN05	1/4"	3/16"
AGRK-1/4-DN06	1/4"	1/4"
AGRK-1/4-DN10	1/4"	3/8"
AGRK-1/4-DN08	1/4"	5/16"
AGRK-3/8-DN06	3/8"	1/4"
AGRK-3/8-DN08	3/8"	5/16"
AGRK-3/8-DN10	3/8"	3/8"
AGRK-3/8-DN12	3/8"	1/2"
AGRK-1/2-DN10	1/2"	3/8"
AGRK-1/2-DN12	1/2"	1/2"
AGRK-1/2-DN19	1/2"	3/4"
AGRK-3/4-DN12	3/4"	1/2"
AGRK-3/4-DN16	3/4"	5/8"
AGRK-3/4-DN19	3/4"	3/4"
AGRK-3/4-DN25	3/4"	1"
AGRK-1-DN19	1"	3/4"
AGRK-1-DN25	1"	1"
AGRK-11/4-DN31	1.1/4"	1.1/4"
AGRK-11/2-DN38	1.1/2"	1.1/2"
AGRK-2-DN51	2"	2"

Tech Sheet 60589

Swivel Female Inserts, BSPP

0044	Thread	To Suit Hose ID
SFI05-18	1/8"	3/16"
SFI05-14	1/4"	3/16"
SFI06-18	1/8"	1/4"
SFI06-14	1/4"	1/4"
SFI06-38	3/8"	1/4"
SFI06-12	1/2"	1/4"
SFI08-14	1/4"	5/16"
SFI08-38	3/8"	5/16"
SFI08-12	1/2"	5/16"
SFI10-14	1/4"	3/8"
SFI10-38	3/8"	3/8"
SFI10-12	1/2"	3/8"
SFI12-38	3/8"	1/2"
SFI12-12	1/2"	1/2"
SFI12-58	5/8"	1/2"
SFI16-12	1/2"	5/8"
SFI16-58	5/8"	5/8"
SFI16-34	3/4"	5/8"
SFI20-12	1/2"	3/4"
SFI20-34	3/4"	3/4"
SFI20-1	1"	3/4"
SFI20-114	1.1/4"	3/4"
SFI25-1	1"	1"
SFI25-34	3/4"	1"
SFI25-114	1.1/4"	1"
SFI31-1	1"	1.1/4"
SFI31-114	1.1/4"	1.1/4"
SFI31-112	1.1/2"	1.1/4"
SFI38-112	1.1/2"	1.1/2"
SFI38-2	2"	1.1/2"
SFI51-2	2"	2"

Tech Sheet 60592

Female Swept 90° Inserts, BSPP

0044	Thread	To Suit Hose ID
SEI05-14	1/4"	3/16"
SEI05-18	1/8"	3/16"
SEI06-18	1/8"	1/4"
SEI06-14	1/4"	1/4"
SEI06-38	3/8"	1/4"
SEI08-14	1/4"	5/16"
SEI08-38	3/8"	5/16"
SEI10-14	1/4"	3/8"
SEI10-38	3/8"	3/8"
SEI10-12	1/2"	3/8"
SEI12-38	3/8"	1/2"
SEI12-12	1/2"	1/2"
SEI12-58	5/8"	1/2"
SEI16-12	1/2"	5/8"
SEI16-58	5/8"	5/8"
SEI16-34	3/4"	5/8"
SEI20-34	3/4"	3/4"
SEI20-1	1"	3/4"
SEI25-1	1"	1"
SEI25-114	1.1/4"	1"
SEI31-114	1.1/4"	1.1/4"
SEI31-112	1.1/2"	1.1/4"
SEI38-112	1.1/2"	1.1/2"
SEI38-2	2"	1.1/2"
SEI51-2	2"	2"

Tech Sheet 60591

Female Swept 45° Inserts, BSPP

0044	Thread	To Suit Hose ID
DKR-1/8-45-DN05	1/8"	3/16"
DKR-1/8-45-DN06	1/8"	1/4"
DKR-1/4-45-DN05	1/4"	3/16"
DKR-1/4-45-DN06	1/4"	1/4"
DKR-1/4-45-DN08	1/4"	5/16"
DKR-1/4-45-DN10	1/4"	3/8"
DKR-3/8-45-DN06	3/8"	1/4"
DKR-3/8-45-DN08	3/8"	5/16"
DKR-3/8-45-DN10	3/8"	3/8"
DKR-3/8-45-DN12	3/8"	1/2"
DKR-1/2-45-DN10	1/2"	3/8"
DKR-1/2-45-DN12	1/2"	1/2"
DKR-1/2-45-DN16	1/2"	5/8"
DKR-5/8-45-DN12	5/8"	1/2"
DKR-5/8-45-DN16	5/8"	5/8"
DKR-3/4-45-DN12	3/4"	1/2"
DKR-3/4-45-DN16	3/4"	5/8"
DKR-3/4-45-DN19	3/4"	3/4"
DKR-1-45-DN19	1"	3/4"
DKR-1-45-DN25	1"	1"
DKR-11/4-45-DN25	1.1/4"	1"
DKR-11/4-45-DN31	1.1/4"	1.1/4"
DKR-11/2-45-DN31	1.1/2"	1.1/4"
DKR-11/2-45-DN38	1.1/2"	1.1/2"
DKR-2-45-DN38	2"	1.1/2"
DKR-2-45-DN51	2"	2"

Tech Sheet 60590

HYDRAULIC STAINLESS STEEL INSERTS

stainless steel

JIC 37°

Stainless Steel 1.4571 Working Temperature: -60°C to +400°C (DIN 17 440, AD W 10)

Male Inserts

0044	Thread	To Suit Hose ID
AGJ-7/16-DN05	7/16"	3/16"
AGJ-7/16-DN06	7/16"	1/4"
AGJ-1/2-DN05	1/2"	3/16"
AGJ-1/2-DN06	1/2"	1/4"
AGJ-1/2-DN08	1/2"	5/16"
AGJ-9/16-DN05	9/16"	3/16"
AGJ-9/16-DN06	9/16"	1/4"
AGJ-9/16-DN08	9/16"	5/16"
AGJ-9/16-DN10	9/16"	3/8"
AGJ-3/4-DN10	3/4"	3/8"
AGJ-3/4-DN12	3/4"	1/2"
AGJ-7/8-DN10	7/8"	3/8"
AGJ-7/8-DN12	7/8"	1/2"
AGJ-7/8-DN16	7/8"	5/8"
AGJ-11/16-DN12	1.1/16"	1/2"
AGJ-11/16-DN16	1.1/16"	5/8"
AGJ-11/16-DN19	1.1/16"	3/4"
AGJ-15/16-DN19	1.5/16"	3/4"
AGJ-15/16-DN25	1.5/16"	1"
AGJ-15/8-DN25	1.5/8"	1"
AGJ-15/8-DN31	1.5/8"	1.1/4"
AGJ-17/8-DN31	1.7/8"	1.1/4"
AGJ-17/8-DN38	1.7/8"	1.1/2"
AGJ-2 1/2-DN38	2.1/2"	1.1/2"
AGJ-2 1/2-DN51	2.1/2"	2"

Tech Sheet 60594

Female Swivel Inserts

0044	Thread	To Suit Hose ID
DKJ7/16-DN05	7/16"	3/16"
DKJ7/16-DN06	7/16"	1/4"
DKJ1/2-DN05	1/2"	3/16"
DKJ1/2-DN06	1/2"	1/4"
DKJ1/2-DN08	1/2"	5/16"
DKJ9/16-DN05	9/16"	3/16"
DKJ9/16-DN06	9/16"	1/4"
DKJ9/16-DN08	9/16"	5/16"
DKJ9/16-DN10	9/16"	3/8"
DKJ9/16-DN12	9/16"	1/2"
DKJ3/4-DN06	3/4"	1/4"
DKJ3/4-DN08	3/4"	5/16"
DKJ3/4-DN10	3/4"	3/8"
DKJ3/4-DN12	3/4"	1/2"
DKJ3/4-DN16	3/4"	5/8"
DKJ3/4-DN19	3/4"	3/4"
DKJ7/8-DN10	7/8"	3/8"
DKJ7/8-DN12	7/8"	1/2"
DKJ7/8-DN16	7/8"	5/8"
DKJ7/8-DN19	7/8"	3/4"
DKJ11/16-DN12	1.1/16"	1/2"
DKJ11/16-DN16	1.1/16"	5/8"
DKJ11/16-DN19	1.1/16"	3/4"
DKJ11/16-DN25	1.1/16"	1"
DKJ15/16-DN16	1.5/16"	5/8"
DKJ15/16-DN25	1.5/16"	1"
DKJ15/8-DN25	1.5/8"	1"
DKJ15/8-DN31	1.5/8"	1.1/4"
DKJ17/8-DN31	1.7/8"	1.1/4"
DKJ17/8-DN38	1.7/8"	1.1/2"
DKJ21/2-DN38	2.1/2"	1.1/2"
DKJ21/2-DN51	2.1/2"	2"

Tech Sheet 60597

Female Swept 90° Inserts

0044	Thread	To Suit Hose ID
DKJ7/16-90-DN05	7/16"	3/16"
DKJ7/16-90-DN06	7/16"	1/4"
DKJ1/2-90-DN05	1/2"	3/16"
DKJ1/2-90-DN06	1/2"	1/4"
DKJ1/2-90-DN08	1/2"	5/16"
DKJ9/16-90-DN05	9/16"	3/16"
DKJ9/16-90-DN06	9/16"	1/4"
DKJ9/16-90-DN08	9/16"	5/16"
DKJ9/16-90-DN10	9/16"	3/8"
DKJ3/4-90-DN10	3/4"	3/8"
DKJ3/4-90-DN12	3/4"	1/2"
DKJ7/8-90-DN10	7/8"	3/8"
DKJ7/8-90-DN12	7/8"	1/2"
DKJ7/8-90-DN16	7/8"	5/8"
DKJ11/16-90-DN12	1.1/16"	1/2"
DKJ11/16-90-DN16	1.1/16"	5/8"
DKJ11/16-90-DN19	1.1/16"	3/4"
DKJ15/16-90-DN19	1.5/16"	3/4"
DKJ15/16-90-DN25	1.5/16"	1"
DKJ1.5/8-90-DN25	1.5/8"	1"
DKJ15/8-90-DN31	1.5/8"	1.1/4"
DKJ17/8-90-DN31	1.7/8"	1.1/4"
DKJ17/8-90-DN38	1.7/8"	1.1/2"
DKJ21/2-90-DN38	2.1/2"	1.1/2"
DKJ21/2-90-DN51	2.1/2"	2"

Tech Sheet 60596



Female Swept 45° Inserts

0044	Thread	To Suit Hose ID
DKJ-7/16-45-DN06	7/16"	1/4"
DKJ-1/2-45-DN06	1/2"	1/4"
DKJ-1/2-45-DN08	1/2"	5/16"
DKJ-9/16-45-DN06	9/16"	1/4"
DKJ-9/16-45-DN08	9/16"	5/16"
DKJ-9/16-45-DN10	9/16"	3/8"
DKJ-3/4-45-DN10	3/4"	3/8"
DKJ-3/4-45-DN12	3/4"	1/2"
DKJ-7/8-45-DN10	7/8"	3/8"
DKJ-7/8-45-DN12	7/8"	1/2"
DKJ-7/8-45-DN16	7/8"	5/8"
DKJ-1116-45-DN12	1.1/16	1/2"
DKJ-1116-45-DN16	1.1/16	5/8"
DKJ-1116-45-DN19	1.1/16	3/4"
DKJ-1516-45-DN19	1.5/16"	3/4"
DKJ-1516-45-DN25	1.5/16"	1"
DKJ-15/8-45-DN25	1.5/8"	1"
DKJ-15/8-45-DN31	1.5/8"	1.1/4"
DKJ-17/8-45-DN31	1.7/8"	1.1/4"
DKJ-17/8-45-DN38	1.7/8"	1.1/2"
DKJ-21/2-45-DN38	2.1/2"	1.1/2"
DKJ-21/2-45-DN51	2.1/2"	2"

Tech Sheet 60595

FT PRO

For **Hose & Pipe Cleaning** see page **49**

HYDRAULIC STAINLESS STEEL INSERTS

stainless steel

Metric Light Series

Stainless Steel 1.4571 Working Temperature: -60°C to +400°C (DIN 17 440, AD W 10)

Metric Male 24° Cone Seat, L Series DIN 2353

0044	Thread	To Suit Hose ID
CEL-06-DN05	M12 x 1.5	3/16"
CEL-06-DN06	M12 x 1.5	1/4"
CEL-08-DN05	M14 x 1.5	3/16"
CEL-08-DN06	M14 x 1.5	1/4"
CEL-10-DN06	M16 x 1.5	1/4"
CEL-10-DN08	M16 x 1.5	5/16"
CEL-10-DN10	M16 x 1.5	3/8"
CEL-12-DN06	M18 x 1.5	1/4"
CEL-12-DN08	M18 x 1.5	5/16"
CEL-12-DN10	M18 x 1.5	3/8"
CEL-12-DN12	M18 x 1.5	1/2"
CEL-15-DN10	M22 x 1.5	3/8"
CEL-15-DN12	M22 x 1.5	1/2"
CEL-18-DN12	M26 x 1.5	1/2"
CEL-18-DN16	M26 x 1.5	5/8"
CEL-18-DN19	M26 x 1.5	3/4"
CEL-22-DN16	M30 x 2	5/8"
CEL-22-DN19	M30 x 2	3/4"
CEL-28-DN19	M36 x 2	3/4"
CEL-28-DN25	M36 x 2	1"
CEL-35-DN31	M45 x 2	1.1/4"
CEL-42-DN38	M52 x 2	1.1/2"

Tech Sheet 60598

Metric Female 24° Cone Seat, L Series with O-Ring, DIN 2353

0044	Thread	To Suit Hose ID
DKOL-06-DN05	M12 x 1.5	3/16"
DKOL-06-DN06	M12 x 1.5	1/4"
DKOL-08-DN05	M14 x 1.5	3/16"
DKOL-08-DN06	M14 x 1.5	1/4"
DKOL-08-DN08	M14 x 1.5	5/16"
DKOL-08-DN10	M14 x 1.5	3/8"
DKOL-10-DN06	M16 x 1.5	1/4"
DKOL-10-DN08	M16 x 1.5	5/16"
DKOL-10-DN10	M16 x 1.5	3/8"
DKOL-12-DN06	M18 x 1.5	1/4"
DKOL-12-DN08	M18 x 1.5	5/16"
DKOL-12-DN10	M18 x 1.5	3/8"
DKOL-12-DN12	M18 x 1.5	1/2"
DKOL-15-DN06	M22 x 1.5	1/4"
DKOL-15-DN08	M22 x 1.5	5/16"
DKOL-15-DN10	M22 x 1.5	3/8"
DKOL-15-DN12	M22 x 1.5	1/2"
DKOL-15-DN16	M22 x 1.5	5/8"
DKOL-18-DN10	M26 x 1.5	3/8"
DKOL-18-DN12	M26 x 1.5	1/2"
DKOL-18-DN16	M26 x 1.5	5/8"
DKOL-18-DN19	M26 x 1.5	3/4"
DKOL-22-DN12	M30 x 2	1/2"
DKOL-22-DN16	M30 x 2	5/8"
DKOL-22-DN19	M30 x 2	3/4"
DKOL-22-DN25	M30 x 2	1"
DKOL-28-DN16	M36 x 2	5/8"
DKOL-28-DN19	M36 x 2	3/4"
DKOL-28-DN25	M36 x 2	1"
DKOL-35-DN25	M45 x 2	1"
DKOL-35-DN31	M45 x 2	1.1/4"
DKOL-42-DN31	M52 x 2	1.1/4"
DKOL-42-DN38	M52 x 2	1.1/2"

Tech Sheet 60601

90° Metric Female 24° Cone Seat, L Series with O-Ring DIN 2353

0044	Thread	To Suit Hose ID
DKOL-06-90-DN05	M12 X 1.5	3/16"
DKOL-06-90-DN06	M12 x 1.5	1/4"
DKOL-08-90-DN06	M14 x 1.5	1/4"
DKOL-08-90-DN08	M14 x 1.5	5/16"
DKOL-10-90-DN06	M16 x 1.5	1/4"
DKOL-10-90-DN08	M16 x 1.5	5/16"
DKOL-10-90-DN10	M16 x 1.5	3/8"
DKOL-12-90-DN06	M18 x 1.5	1/4"
DKOL-12-90-DN08	M18 x 1.5	5/16"
DKOL-12-90-DN10	M18 x 1.5	3/8"
DKOL-12-90-DN12	M18 x 1.5	1/2"
DKOL-15-90-DN10	M22 x 1.5	3/8"
DKOL-15-90-DN12	M22 x 1.5	1/2"
DKOL-18-90-DN12	M26 x 1.5	1/2"
DKOL-18-90-DN16	M26 x 1.5	5/8"
DKOL-22-90-DN16	M30 x 2	5/8"
DKOL-22-90-DN19	M30 x 2	3/4"
DKOL-28-90-DN19	M36 x 2	3/4"
DKOL-28-90-DN25	M36 x 2	1"
DKOL-35-90-DN31	M45 x 2	1.1/4"
DKOL-42-90-DN38	M52 x 2	1.1/2"

Tech Sheet 60600



45° Metric Female 24° Cone Seat, L Series with O-Ring DIN 2353

0044	Thread	To Suit Hose ID
DKOL-06-45-DN05	M12 x 1.5	3/16"
DKOL-06-45-DN06	M12 x 1.5	1/4"
DKOL-08-45-DN05	M14 x 1.5	3/16"
DKOL-08-45-DN06	M14 x 1.5	1/4"
DKOL-08-45-DN08	M14 x 1.5	5/16"
DKOL-10-45-DN06	M16 x 1.5	1/4"
DKOL-10-45-DN08	M16 x 1.5	5/16"
DKOL-10-45-DN10	M16 x 1.5	3/8"
DKOL-12-45-DN06	M18 x 1.5	1/4"
DKOL-12-45-DN08	M18 x 1.5	5/16"
DKOL-12-45-DN10	M18 x 1.5	3/8"
DKOL-12-45-DN12	M18 x 1.5	1/2"
DKOL-15-45-DN10	M22 x 1.5	3/8"
DKOL-15-45-DN12	M22 x 1.5	1/2"
DKOL-18-45-DN12	M26 x 1.5	1/2"
DKOL-18-45-DN16	M26 x 1.5	5/8"
DKOL-22-45-DN16	M30 x 2	5/8"
DKOL-22-45-DN19	M30 x 2	3/4"
DKOL-28-45-DN19	M36 x 2	3/4"
DKOL-28-45-DN25	M36 x 2	1"
DKOL-35-45-DN31	M45 x 2	1.1/4"
DKOL-42-45-DN38	M52 x 2	1.1/2"

Tech Sheet 60599

FT PRO

For **Polypropylene Protective Hose Sleeves** see pages **47-48**

HYDRAULIC STAINLESS STEEL INSERTS

stainless steel

Metric Heavy Series

Stainless Steel 1.4571 Working Temperature: -60°C to +400°C (DIN 17 440, AD W 10)

Metric Male 24° Cone Seat, S Series DIN 2353

0044	Thread	To Suit Hose ID
CES-06-DN06	M14 x 1.5	1/4"
CES-08-DN06	M16 x 1.5	1/4"
CES-10-DN06	M18 x 1.5	1/4"
CES-10-DN08	M18 x 1.5	5/16"
CES-10-DN10	M18 x 1.5	3/8"
CES-12-DN08	M20 x 1.5	5/16"
CES-12-DN10	M20 x 1.5	3/8"
CES-14-DN08	M22 x 1.5	5/16"
CES-14-DN10	M22 x 1.5	3/8"
CES-16-DN10	M24 x 1.5	3/8"
CES-16-DN12	M24 x 1.5	1/2"
CES-20-DN12	M30 x 2	1/2"
CES-20-DN16	M30 x 2	5/8"
CES-20-DN19	M30 x 2	3/4"
CES-25-DN19	M36 x 2	3/4"
CES-25-DN25	M36 x 2	1"
CES-38-DN31	M52 x 2	1.1/4"
CES-30-DN25	M42 x 2	1"
Tech Sheet 60602		

Metric Female 24° Cone Seat, S Series, DIN 2353

0044	Thread	To Suit Hose ID
DKOS-06-DN05	M14 x 1.5	3/16"
DKOS-06-DN06	M14 x 1.5	1/4"
DKOS-08-DN05	M16 x 1.5	3/16"
DKOS-08-DN06	M16 x 1.5	1/4"
DKOS-08-DN08	M16 x 1.5	5/16"
DKOS-08-DN10	M16 x 1.5	3/8"
DKOS-10-DN06	M18 x 1.5	1/4"
DKOS-10-DN08	M18 x 1.5	5/16"
DKOS-10-DN10	M18 x 1.5	3/8"
DKOS-12-DN06	M20 x 1.5	1/4"
DKOS-12-DN08	M20 x 1.5	5/16"
DKOS-12-DN10	M20 x 1.5	3/8"
DKOS-12-DN12	M20 x 1.5	1/2"
DKOS-14-DN08	M22 x 1.5	5/16"
DKOS-14-DN10	M22 x 1.5	3/8"
DKOS-16-DN06	M24 x 1.5	1/4"
DKOS-16-DN08	M24 x 1.5	5/16"
DKOS-16-DN10	M24 x 1.5	3/8"
DKOS-16-DN12	M24 x 1.5	1/2"
DKOS-16-DN16	M24 x 1.5	5/8"
DKOS-20-DN10	M30 x 2	3/8"
DKOS-20-DN12	M30 x 2	1/2"
DKOS-20-DN16	M30 x 2	5/8"
DKOS-20-DN19	M30 x 2	3/4"
DKOS-25-DN12	M36 x 2	1/2"
DKOS-25-DN16	M36 x 2	5/8"
DKOS-25-DN19	M36 x 2	3/4"
DKOS-25-DN25	M36 x 2	1"
DKOS-30-DN19	M42 x 2	3/4"
DKOS-30-DN25	M42 x 2	1"
DKOS-38-DN25	M52 x 2	1"
DKOS-38-DN31	M52 x 2	1.1/4"
DKOS-50-DN38	M68 x 2	1.1/2"
Tech Sheet 60605		

90° Metric Female 24° Cone Seat, S Series with O-Ring, DIN 2353

0044	Thread	To Suit Hose ID
DKOS-06-90-DN06	M14 x 1.5	1/4"
DKOS-08-90-DN06	M16 x 1.5	1/4"
DKOS-08-90-DN08	M16 x 1.5	5/16"
DKOS-10-90-DN06	M18 x 1.5	1/4"
DKOS-10-90-DN08	M18 x 1.5	5/16"
DKOS-10-90-DN10	M18 x 1.5	3/8"
DKOS-12-90-DN06	M20 x 1.5	1/4"
DKOS-12-90-DN08	M20 x 1.5	5/16"
DKOS-12-90-DN10	M20 x 1.5	3/8"
DKOS-12-90-DN12	M20 x 1.5	1/2"
DKOS-14-90-DN10	M22 x 1.5	3/8"
DKOS-16-90-DN10	M24 x 1.5	3/8"
DKOS-16-90-DN12	M24 x 1.5	1/2"
DKOS-20-90-DN12	M30 x 2	1/2"
DKOS-20-90-DN16	M30 x 2	5/8"
DKOS-20-90-DN19	M30 x 2	3/4"
DKOS-25-90-DN19	M36 x 2	3/4"
DKOS-25-90-DN25	M36 x 2	1"
DKOS-30-90-DN19	M42 x 2	3/4"
DKOS-30-90-DN25	M42 x 2	1"
DKOS-38-90-DN25	M52 x 2	1"
DKOS-38-90-DN31	M52 x 2	1.1/4"
Tech Sheet 60604		

45° Metric Female 24° Cone Seat, S Series with O-Ring, DIN 2353

0044	Thread	To Suit Hose ID
DKOS-06-45-DN06	M14 x 1.5	1/4"
DKOS-08-45-DN06	M16 x 1.5	1/4"
DKOS-08-45-DN08	M16 x 1.5	5/16"
DKOS-10-45-DN06	M18 x 1.5	1/4"
DKOS-10-45-DN08	M18 x 1.5	5/16"
DKOS-10-45-DN10	M18 x 1.5	3/8"
DKOS-12-45-DN06	M20 x 1.5	1/4"
DKOS-12-45-DN08	M20 x 1.5	5/16"
DKOS-12-45-DN10	M20 x 1.5	3/8"
DKOS-12-45-DN12	M20 x 1.5	1/2"
DKOS-14-45-DN10	M22 x 1.5	3/8"
DKOS-16-45-DN10	M24 x 1.5	3/8"
DKOS-16-45-DN12	M24 x 1.5	1/2"
DKOS-20-45-DN12	M30 x 2	1/2"
DKOS-20-45-DN16	M30 x 2	5/8"
DKOS-20-45-DN19	M30 x 2	3/4"
DKOS-25-45-DN19	M36 x 2	3/4"
DKOS-25-45-DN25	M36 x 2	1"
DKOS-30-45-DN19	M42 x 2	3/4"
DKOS-30-45-DN25	M42 x 2	1"
DKOS-38-45-DN25	M52 x 2	1"
DKOS-38-45-DN31	M52 x 2	1.1/4"
Tech Sheet 60603		

STOPflex FOR PRESSURE HOSES

For **Hose Retention System** see pages **42-43**

HYDRAULIC STAINLESS STEEL INSERTS

stainless steel

ORFS

Stainless Steel 1.4571 Working Temperature: -60°C to +400°C (DIN 17 440, AD W 10)



Male (O-Ring Face) Inserts

0044	Thread	To Suit Hose ID
ORFSM0404SS	9/16"	1/4"
ORFSM0606SS	11/16"	3/8"
ORFSM0808SS	13/16"	1/2"
ORFSM1010SS	1"	5/8"
ORFSM1212SS	1.3/16"	3/4"
ORFSM1616SS	1.7/16"	1"
ORFSM2020SS	1.11/16"	1.1/4"
ORFSM2424SS	2"	1.1/2"
Tech Sheet 60610		



Female Inserts

0044	Thread	To Suit Hose ID
ORFSF0404SS	9/16"	1/4"
ORFSF0604SS	11/16"	1/4"
ORFSF0605SS	11/16"	5/16"
ORFSF0606SS	11/16"	3/8"
ORFSF0806SS	13/16"	3/8"
ORFSF0808SS	13/16"	1/2"
ORFSF1008SS	1"	1/2"
ORFSF1010SS	1"	5/8"
ORFSF1012SS	1"	3/4"
ORFSF1208SS	1.3/16"	1/2"
ORFSF1210SS	1.3/16"	5/8"
ORFSF1212SS	1.7/16"	3/4"
ORFSF1612SS	1.7/16"	3/4"
ORFSF1616SS	1.7/16"	1"
ORFSF2020SS	1.11/16"	1.1/4"
ORFSF2424SS	2"	1.1/2"
Tech Sheet 60607		

Female Swept 90° Elbow Inserts

0044	Thread	To Suit Hose ID
ORFSF049004SS	9/16"	1/4"
ORFSF069004SS	11/16"	1/4"
ORFSF069005SS	11/16"	5/16"
ORFSF069006SS	11/16"	3/8"
ORFSF089006SS	13/16"	3/8"
ORFSF089008SS	13/16"	1/2"
ORFSF109010SS	1"	5/8"
ORFSF109012SS	1"	3/4"
ORFSF129012SS	1.7/16"	3/4"
ORFSF169012SS	1.7/16"	3/4"
ORFSF169016SS	1.7/16"	1"
ORFSF209020SS	1.11/16"	1.1/4"
ORFSF209024SS	2"	1.1/2"
Tech Sheet 60609		

Female Swept 45° Elbow Inserts

0044	Thread	To Suit Hose ID
ORFSF044504SS	9/16"	1/4"
ORFSF064504SS	11/16"	1/4"
ORFSF064505SS	11/16"	5/16"
ORFSF064506SS	11/16"	3/8"
ORFSF084506SS	13/16"	3/8"
ORFSF084508SS	13/16"	1/2"
ORFSF104510SS	1"	5/8"
ORFSF104512SS	1"	3/4"
ORFSF124512SS	1.7/16"	3/4"
ORFSF164516SS	1.7/16"	1"
ORFSF204520SS	1.11/16"	1.1/4"
ORFSF204524SS	2"	1.1/2"
Tech Sheet 60608		

Jet Wash Female

M22 x 1.5

0044	To Suit Hose ID
DKO-KA-DN06	1/4"
DKO-KA-DN08	5/16"
DKO-KA-DN10	3/8"
DKO-KA-DN12	1/2"
Tech Sheet 60627	

Banjos

Bolt, Metric

0044	Thread
HS-M10X1	M10 x 1
HS-M12X1.5	M12 x 1.5
HS-M14X1.5	M14 x 1.5
HS-M16X1.5	M16 x 1.5
HS-M18X1.5	M18 x 1.5
HS-M22X1.5	M22 x 1.5
HS-M26X1.5	M26 x 1.5
Tech Sheet 60606	

Bolt, Imperial

0044	Thread
HS-G1/8	1/8"
HS-G1/4	1/4"
HS-G3/8	3/8"
HS-G1/2	1/2"
HS-G3/4	3/4"
Tech Sheet 60606	

Inserts, Metric/Imperial

0044	Thread	Thread	To Suit Hose ID
RGN-10-DN06	M10 x 1	1/8"	1/4"
RGN-10-DN08	M10 x 1	1/8"	5/16"
RGN-12-DN06	M12 x 1.5	-	1/4"
RGN-12-DN08	M12 x 1.5	-	5/16"
RGN-14-DN06	M14 x 1.5	-	1/4"
RGN-1/4-DN06	-	1/4"	1/4"
RGN-14-DN08	M14 x 1.5	-	5/16"
RGN-14-DN10	M14 x 1.5	-	3/8"
RGN-16-DN08	M16 x 1.5	3/8"	5/16"
RGN-16-DN10	M16 x 1.5	3/8"	3/8"
RGN-16-DN12	M16 x 1.5	3/8"	1/2"
RGN-18-DN10	M18 x 1.5	-	3/8"
RGN-1/2-DN10	-	1/2"	3/8"
RGN-1/2-DN12	-	1/2"	1/2"
RGN-18-DN12	M18 x 1.5	-	1/2"
RGN-22-DN12	M22 x 1.5	-	1/2"
RGN-22-DN16	M22 x 1.5	-	5/8"
RGN-26-DN19	M26 x 1.5	3/4"	3/4"
Tech Sheet 60611			

HYDRAULIC STAINLESS STEEL INSERTS

stainless steel

Standpipes

Stainless Steel 1.4571 Working Temperature: -60°C to +400°C (DIN 17 440, AD W 10)

Straight, L Series

0044	OD mm	To Suit Hose ID
BEL-06-DN05	6	3/16"
BEL-06-DN06	6	1/4"
BEL-08-DN05	8	3/16"
BEL-08-DN06	8	1/4"
BEL-08-DN08	8	5/16"
BEL-10-DN08	10	5/16"
BEL-10-DN10	10	3/8"
BEL-12-DN10	12	3/8"
BEL-12-DN12	12	1/2"
BEL-15-DN10	15	3/8"
BEL-15-DN12	15	1/2"
BEL-18-DN12	18	1/2"
BEL-18-DN16	18	5/8"
BEL-22-DN16	22	5/8"
BEL-22-DN19	22	3/4"
BEL-28-DN25	28	1"
BEL-35-DN31	35	1.1/4"
BEL-42-DN38	42	1.1/2"

Tech Sheet 60615

Straight, S Series

0044	OD mm	To Suit Hose ID
BES-06-DN05	6	3/16"
BES-06-DN06	6	1/4"
BES-08-DN06	8	1/4"
BES-08-DN08	8	5/16"
BES-10-DN06	10	1/4"
BES-10-DN08	10	5/16"
BES-10-DN10	10	3/8"
BES-12-DN06	12	1/4"
BES-12-DN08	12	5/16"
BES-12-DN10	12	3/8"
BES-12-DN12	12	1/2"
BES-14-DN10	14	3/8"
BES-16-DN12	16	1/2"
BES-20-DN12	20	1/2"
BES-20-DN16	20	5/8"
BES-20-DN19	20	3/4"
BES-25-DN19	25	3/4"
BES-25-DN25	25	1"
BES-30-DN25	30	1"
BES-38-DN31	38	1.1/4"

Tech Sheet 60616

Straight, Imperial

0044	OD	To Suit Hose ID
BE-14-DN06	1/4"	1/4"
BE-516-DN08	5/16"	5/16"
BE-38-DN10	3/8"	3/8"
BE-12-DN12	1/2"	1/2"
BE-58-DN16	5/8"	5/8"
BE-34-DN19	3/4"	3/4"
BE-1-DN25	1"	1"
BE-114-DN31	1.1/4"	1.1/4"
BE-112-DN38	1.1/2"	1.1/2"

Tech Sheet 60612

Swept 90°, L Series

0044	OD mm	To Suit Hose ID
BEL-06-90-DN05	6	3/16"
BEL-06-90-DN06	6	1/4"
BEL-08-90-DN06	8	1/4"
BEL-10-90-DN06	10	1/4"
BEL-10-90-DN08	10	5/16"
BEL-10-90-DN10	10	3/8"
BEL-12-90-DN08	12	5/16"
BEL-12-90-DN10	12	3/8"
BEL-12-90-DN12	12	1/2"
BEL-15-90-DN12	15	1/2"
BEL-18-90-DN16	18	5/8"
BEL-22-90-DN19	22	3/4"
BEL-28-90-DN25	28	1"
BEL-35-90-DN31	35	1.1/4"
BEL-42-90-DN38	42	1.1/2"

Tech Sheet 60614

Swept 90°, S Series

0044	OD mm	To Suit Hose ID
BES-06-90-DN05	6	3/16"
BES-06-90-DN06	6	1/4"
BES-08-90-DN06	8	1/4"
BES-10-90-DN06	10	1/4"
BES-10-90-DN08	10	5/16"
BES-10-90-DN10	10	3/8"
BES-12-90-DN08	12	5/16"
BES-12-90-DN10	12	3/8"
BES-14-90-DN10	14	3/8"
BES-16-90-DN12	16	1/2"
BES-20-90-DN16	20	5/8"
BES-25-90-DN19	25	3/4"
BES-30-90-DN25	30	1"
BES-38-90-DN31	38	1.1/4"

Tech Sheet 60614

Swept 45°, L Series

0044	OD mm	To Suit Hose ID
BEL-06-45-DN05	6	3/16"
BEL-06-45-DN06	6	1/4"
BEL-08-45-DN06	8	1/4"
BEL-10-45-DN06	10	1/4"
BEL-10-45-DN08	10	5/16"
BEL-10-45-DN10	10	3/8"
BEL-12-45-DN08	12	5/16"
BEL-12-45-DN10	12	3/8"
BEL-15-45-DN12	15	1/2"
BEL-18-45-DN16	18	5/8"
BEL-22-45-DN19	22	3/4"
BEL-28-45-DN25	28	1"
BEL-35-45-DN31	35	1.1/4"
BEL-42-45-DN38	42	1.1/2"

Tech Sheet 60613

Swept 45°, S Series

0044	OD mm	To Suit Hose ID
BES-06-45-DN05	6	3/16"
BES-06-45-DN06	6	1/4"
BES-08-45-DN06	8	1/4"
BES-10-45-DN06	10	1/4"
BES-10-45-DN08	10	5/16"
BES-10-45-DN10	10	3/8"
BES-12-45-DN08	12	5/16"
BES-14-45-DN10	14	3/8"
BES-16-45-DN12	16	1/2"
BES-20-45-DN16	20	5/8"
BES-25-45-DN19	25	3/4"
BES-30-45-DN25	30	1"
BES-38-45-DN31	38	1.1/4"

Tech Sheet 60613

FT PRO

For **Hose & Assemblies** see page **15**

HYDRAULIC STAINLESS STEEL INSERTS

stainless steel

PH EDELSTAHL / STAINLESS STEEL VERBINDUNGSTECHNIK FLUID CONNECTORS

SAE 3000 psi (3k)

Stainless Steel 1.4571 Working Temperature:
-60°C to +400°C (DIN 17 440, AD W 10)

ABS DNV·GL LR

Straight Flanges

0044	Flange ND	To Suit Hose ID
SFL3-1/2-DN12	1/2"	1/2"
SFL3-1/2-DN16	1/2"	5/8"
SFL3-3/4-DN12	3/4"	1/2"
SFL3-3/4-DN16	3/4"	5/8"
SFL3-3/4-DN19	3/4"	3/4"
SFL3-1-DN19	1"	3/4"
SFL3-1-DN25	1"	1"
SFL3-11/4-DN25	1.1/4"	1"
SFL3-11/4-DN31	1.1/4"	1.1/4"
SFL3-11/2-DN31	1.1/2"	1.1/4"
SFL3-11/2-DN38	1.1/2"	1.1/2"
SFL3-2-DN38	2"	1.1/2"
SFL3-2-DN51	2"	2"
Tech Sheet 60618		

90° Flanges

0044	Flange ND	To Suit Hose ID
SFL3-1/2-90-DN12	1/2"	1/2"
SFL3-1/2-90-DN16	1/2"	5/8"
SFL3-3/4-90-DN12	3/4"	1/2"
SFL3-3/4-90-DN16	3/4"	5/8"
SFL3-3/4-90-DN19	3/4"	3/4"
SFL3-1-90-DN19	1"	3/4"
SFL3-1-90-DN25	1"	1"
SFL3-114-90-DN25	1.1/4"	1"
SFL3-114-90-DN31	1.1/4"	1.1/4"
SFL3-112-90-DN31	1.1/2"	1.1/4"
SFL3-112-90-DN38	1.1/2"	1.1/2"
SFL3-2-90-DN38	2"	1.1/2"
SFL3-2-90-DN51	2"	2"
Tech Sheet 60620		

45° Flanges

0044	Flange ND	To Suit Hose ID
SFL3-1/2-45-DN12	1/2"	1/2"
SFL3-1/2-45-DN16	1/2"	5/8"
SFL3-3/4-45-DN12	3/4"	1/2"
SFL3-3/4-45-DN16	3/4"	5/8"
SFL3-3/4-45-DN19	3/4"	3/4"
SFL3-1-45-DN19	1"	3/4"
SFL3-1-45-DN25	1"	1"
SFL3-114-45-DN25	1.1/4"	1"
SFL3-114-45-DN31	1.1/4"	1.1/4"
SFL3-112-45-DN31	1.1/2"	1.1/4"
SFL3-112-45-DN38	1.1/2"	1.1/2"
SFL3-2-45-DN38	2"	1.1/2"
SFL3-2-45-DN51	2"	2"
Tech Sheet 60619		

SAE 6000 psi (6k)

Straight Flanges

0044	Flange ND	To Suit Hose ID
SFS6-1/2-DN12	1/2"	1/2"
SFS6-1/2-DN16	1/2"	5/8"
SFS6-3/4-DN12	3/4"	1/2"
SFS6-3/4-DN16	3/4"	5/8"
SFS6-3/4-DN19	3/4"	3/4"
SFS6-1-DN19	1"	3/4"
SFS6-1-DN25	1"	1"
SFS6-11/4-DN25	1.1/4"	1"
SFS6-11/4-DN31	1.1/4"	1.1/4"
SFS6-11/2-DN31	1.1/2"	1.1/4"
SFS6-11/2-DN38	1.1/2"	1.1/2"
SFS6-2-DN38	2"	1.1/2"
SFS6-2-DN51	2"	2"
Tech Sheet 60618		

90° Flanges

0044	Flange ND	To Suit Hose ID
SFS6-1/2-90-DN12	1/2"	1/2"
SFS6-1/2-90-DN16	1/2"	5/8"
SFS6-3/4-90-DN12	3/4"	1/2"
SFS6-3/4-90-DN16	3/4"	5/8"
SFS6-3/4-90-DN19	3/4"	3/4"
SFS6-1-90-DN19	1"	3/4"
SFS6-1-90-DN25	1"	1"
SFS6-114-90-DN25	1.1/4"	1"
SFS6-114-90-DN31	1.1/4"	1.1/4"
SFS6-112-90-DN31	1.1/2"	1.1/4"
SFS6-112-90-DN38	1.1/2"	1.1/2"
SFS6-2-90-DN38	2"	1.1/2"
SFS6-2-90-DN51	2"	2"
Tech Sheet 60620		

45° Flanges

0044	Flange ND	To Suit Hose ID
SFS6-1/2-45-DN12	1/2"	1/2"
SFS6-1/2-45-DN16	1/2"	5/8"
SFS6-3/4-45-DN12	3/4"	1/2"
SFS6-3/4-45-DN16	3/4"	5/8"
SFS6-3/4-45-DN19	3/4"	3/4"
SFS6-1-45-DN19	1"	3/4"
SFS6-1-45-DN25	1"	1"
SFS6-114-45-DN25	1.1/4"	1"
SFS6-114-45-DN31	1.1/4"	1.1/4"
SFS6-112-45-DN31	1.1/2"	1.1/4"
SFS6-112-45-DN38	1.1/2"	1.1/2"
SFS6-2-45-DN38	2"	1.1/2"
SFS6-2-45-DN51	2"	2"
Tech Sheet 60619		

Split Flanges

0044	Flange Size	Bolt Type Metric	Bolt Type UNC
FLH-3-1/2	1/2"	M8 x 25	5/16" x 1.1/4"
FLH-3-3/4	3/4"	M10 x 30	3/8" x 1.1/4"
FLH-3-1	1"	M10 x 30	3/8" x 1.1/4"
FLH-3-1.1/4	1.1/4"	M10 x 30	7/16" x 1.1/2"
FLH-3-1.1/2	1.1/2"	M12 x 35	1/2" x 1.1/2"
FLH-3-2	2"	M12 x 35	1/2" x 1.1/2"
Tech Sheet 60617			

Sold as a half, two halves required for each flange insert.

0044	Flange Size	Bolt Type Metric	Bolt Type UNC
FLH-6-1/2	1/2"	M8 x 30	5/16" x 1.1/4"
FLH-6-3/4	3/4"	M10 x 35	3/8" x 1.1/4"
FLH-6-1	1"	M12 x 45	-
FLH-6-1.1/4	1.1/4"	M14 x 50	-
FLH-6-1.1/2	1.1/2"	M16 x 55	5/8" x 2"
FLH-6-2	2"	M20 x 65	3/4" x 2.1/2"
Tech Sheet 60617			

Sold as a half, two halves required for each flange insert.

Bolts, washers and O-rings are not included and must be purchased separately

316 STAINLESS STEEL DIN EN ISO 8434-1 TUBE FITTINGS (FORMERLY DIN 2353)

stainless steel

Male Stud Couplings

Stainless Steel 1.4571 Working Temperature: -60°C to +400°C (DIN 17 440, AD W 10)

Seal Working Temperature: -20°C to +200°C (FPM/Viton)

L Series, BSPP (Captive Seal)

0291	OD mm	Thread
GE-6L-2EO	6	1/8"
GE-6L-4EO	6	1/4"
GE-6L-6EO	6	3/8"
GE-6L-8EO	6	1/2"
GE-8L-2EO	8	1/8"
GE-8L-4EO	8	1/4"
GE-8L-6EO	8	3/8"
GE-8L-8EO	8	1/2"
GE-10L-2EO	10	1/8"
GE-10L-4EO	10	1/4"
GE-10L-6EO	10	3/8"
GE-10L-8EO	10	1/2"
GE-10L-12EO	10	3/4"
GE-12L-2EO	12	1/8"
GE-12L-4EO	12	1/4"
GE-12L-6EO	12	3/8"
GE-12L-8EO	12	1/2"
GE-12L-12EO	12	3/4"
GE-15L-4EO	15	1/4"
GE-15L-6EO	15	3/8"
GE-15L-8EO	15	1/2"
GE-15L-12EO	15	3/4"
GE-15L-16EO	15	1"
GE-18L-6EO	18	3/8"
GE-18L-8EO	18	1/2"
GE-18L-12EO	18	3/4"
GE-18L-16EO	18	1"
GE-22L-6EO	22	3/8"
GE-22L-8EO	22	1/2"
GE-22L-12EO	22	3/4"
GE-22L-16EO	22	1"
GE-22L-20EO	22	1.1/4"
GE-28L-8EO	28	1/2"
GE-28L-12EO	28	3/4"
GE-28L-16EO	28	1"
GE-28L-20EO	28	1.1/4"
GE-28L-24EO	28	1.1/2"
GE-35L-12EO	35	3/4"
GE-35L-16EO	35	1"
GE-35L-20EO	35	1.1/4"
GE-35L-24EO	35	1.1/2"
GE-42L-16EO	42	1"
GE-42L-20EO	42	1.1/4"
GE-42L-24EO	42	1.1/2"
GE-42L-32EO	42	2"
Tech Sheet 10585		

S Series, BSPP (Captive Seal)

0291	OD mm	Thread
GE-6S-2EO	6	1/8"
GE-6S-4EO	6	1/4"
GE-6S-6EO	6	3/8"
GE-6S-8EO	6	1/2"
GE-8S-2EO	8	1/8"
GE-8S-4EO	8	1/4"
GE-8S-6EO	8	3/8"
GE-8S-8EO	8	1/2"
GE-10S-2EO	10	1/8"
GE-10S-4EO	10	1/4"
GE-10S-6EO	10	3/8"
GE-10S-8EO	10	1/2"
GE-10S-12EO	10	3/4"
GE-12S-4EO	12	1/4"
GE-12S-6EO	12	3/8"
GE-12S-8EO	12	1/2"
GE-12S-12EO	12	3/4"
GE-14S-6EO	14	3/8"
GE-14S-8EO	14	1/2"
GE-14S-12EO	14	3/4"
GE-16S-4EO	16	1/4"
GE-16S-6EO	16	3/8"
GE-16S-8EO	16	1/2"
GE-16S-12EO	16	3/4"
GE-16S-16EO	16	1"
GE-20S-6EO	20	3/8"
GE-20S-8EO	20	1/2"
GE-20S-12EO	20	3/4"
GE-20S-16EO	20	1"
GE-20S-20EO	20	1.1/4"
GE-25S-8EO	25	1/2"
GE-25S-12EO	25	3/4"
GE-25S-16EO	25	1"
GE-25S-20EO	25	1.1/4"
GE-30S-12EO	30	3/4"
GE-30S-16EO	30	1"
GE-30S-20EO	30	1.1/4"
GE-30S-24EO	30	1.1/2"
GE-38S-16EO	38	1"
GE-38S-20EO	38	1.1/4"
GE-38S-24EO	38	1.1/2"
Tech Sheet 10585		

L Series, Metric (Captive Seal)

0291	OD mm	Thread
GE-6L-10MEO	6	M10 x 1
GE-6L-12MEO	6	M12 x 1.5
GE-6L-14MEO	6	M14 x 1.5
GE-8L-10MEO	8	M10 x 1.0
GE-8L-12MEO	8	M12 x 1.5
GE-8L-14MEO	8	M14 x 1.5
GE-8L-16MEO	8	M16 x 1.5
GE-8L-18MEO	8	M18 x 1.5
GE-10L-10MEO	10	M10 x 1.0
GE-10L-12MEO	10	M12 x 1.5
GE-10L-14MEO	10	M14 x 1.5
GE-10L-16MEO	10	M16 x 1.5
GE-10L-18MEO	10	M18 x 1.5
GE-10L-22MEO	10	M22 x 1.5
GE-12L-12MEO	12	M12 x 1.5
GE-12L-14MEO	12	M14 x 1.5
GE-12L-16MEO	12	M16 x 1.5
GE-12L-18MEO	12	M18 x 1.5
GE-12L-22MEO	12	M22 x 1.5
GE-15L-16MEO	15	M16 x 1.5
GE-15L-18MEO	15	M18 x 1.5
GE-15L-22MEO	15	M22 x 1.5
GE-18L-18MEO	18	M18 x 1.5
GE-18L-22MEO	18	M22 x 1.5
GE-18L-26MEO	18	M26 x 1.5
GE-22L-22MEO	22	M22 x 1.5
GE-22L-26MEO	22	M26 x 1.5
GE-28L-33MEO	28	M33 x 2
GE-35L-42MEO	35	M42 x 2.0
GE-42L-48MEO	42	M48 x 2.0
Tech Sheet 10586		

S Series, Metric (Captive Seal)

0291	OD mm	Thread
GE-6S-12MEO	6	M12 x 1.5
GE-6S-14MEO	6	M14 x 1.5
GE-8S-12MEO	8	M12 x 1.5
GE-8S-14MEO	8	M14 x 1.5
GE-8S-16MEO	8	M16 x 1.5
GE-10S-14MEO	10	M14 x 1.5
GE-10S-16MEO	10	M16 x 1.5
GE-10S-18MEO	10	M18 x 1.5
GE-12S-14MEO	12	M14 x 1.5
GE-12S-16MEO	12	M16 x 1.5
GE-12S-18MEO	12	M18 x 1.5
GE-12S-20MEO	12	M20 x 1.5
GE-12S-22MEO	12	M22 x 1.5
GE-14S-20MEO	14	M20 x 1.5
GE-14S-22MEO	14	M22 x 1.5
GE-16S-18MEO	16	M18 x 1.5
GE-16S-22MEO	16	M22 x 1.5
GE-20S-27MEO	20	M27 x 2
GE-25S-33MEO	25	M33 x 2
GE-30S-42MEO	30	M42 x 2
GE-38S-48MEO	38	M48 x 2
Tech Sheet 10586		

For **Stainless Steel Bonded Seals** see pages **109-112**

316 STAINLESS STEEL DIN EN ISO 8434-1 TUBE FITTINGS (FORMERLY DIN 2353)

stainless steel

Male Stud Couplings

Stainless Steel 1.4571 Working Temperature: -60°C to +400°C (DIN 17 440, AD W 10)

Seal Working Temperature: -20°C to +200°C (FPM/Viton)

L Series, BSPP, Form B Sealing

0291	OD mm	Thread
GE-6L-2RP	6	1/8"
GE-6L-4RP	6	1/4"
GE-6L-6RP	6	3/8"
GE-6L-8RP	6	1/2"
GE-8L-2RP	8	1/8"
GE-8L-4RP	8	1/4"
GE-8L-6RP	8	3/8"
GE-8L-8RP	8	1/2"
GE-10L-2RP	10	1/8"
GE-10L-4RP	10	1/4"
GE-10L-6RP	10	3/8"
GE-10L-8RP	10	1/2"
GE-10L-12RP	10	3/4"
GE-12L-2RP	12	1/8"
GE-12L-4RP	12	1/4"
GE-12L-6RP	12	3/8"
GE-12L-8RP	12	1/2"
GE-12L-12RP	12	3/4"
GE-15L-4RP	15	1/4"
GE-15L-6RP	15	3/8"
GE-15L-8RP	15	1/2"
GE-15L-12RP	15	3/4"
GE-18L-6RP	18	3/8"
GE-18L-8RP	18	1/2"
GE-18L-12RP	18	3/4"
GE-18L-16RP	18	1"
GE-22L-6RP	22	3/8"
GE-22L-8RP	22	1/2"
GE-22L-12RP	22	3/4"
GE-22L-16RP	22	1"
GE-22L-20RP	22	1.1/4"
GE-28L-8RP	28	1/2"
GE-28L-12RP	28	3/4"
GE-28L-16RP	28	1"
GE-28L-20RP	28	1.1/4"
GE-28L-24RP	28	1.1/2"
GE-35L-12RP	35	3/4"
GE-35L-16RP	35	1"
GE-35L-20RP	35	1.1/4"
GE-35L-24RP	35	1.1/2"
GE-42L-16RP	42	1"
GE-42L-20RP	42	1.1/4"
GE-42L-24RP	42	1.1/2"
Tech Sheet 20796		

S Series, BSPP, Form B Sealing

0291	OD mm	Thread
GE-6S-2RP	6	1/8"
GE-6S-4RP	6	1/4"
GE-6S-6RP	6	3/8"
GE-6S-8RP	6	1/2"
GE-8S-2RP	8	1/8"
GE-8S-4RP	8	1/4"
GE-8S-6RP	8	3/8"
GE-8S-8RP	8	1/2"
GE-10S-2RP	10	1/8"
GE-10S-4RP	10	1/4"
GE-10S-6RP	10	3/8"
GE-10S-8RP	10	1/2"
GE-10S-12RP	10	3/4"
GE-12S-4RP	12	1/4"
GE-12S-6RP	12	3/8"
GE-12S-8RP	12	1/2"
GE-12S-12RP	12	3/4"
GE-14S-4RP	14	1/4"
GE-14S-6RP	14	3/8"
GE-14S-8RP	14	1/2"
GE-14S-12RP	14	3/4"
GE-16S-4RP	16	1/4"
GE-16S-6RP	16	3/8"
GE-16S-8RP	16	1/2"
GE-16S-12RP	16	3/4"
GE-16S-16RP	16	1"
GE-20S-6RP	20	3/8"
GE-20S-8RP	20	1/2"
GE-20S-12RP	20	3/4"
GE-20S-16RP	20	1"
GE-20S-20RP	20	1.1/4"
GE-25S-8RP	25	1/2"
GE-25S-12RP	25	3/4"
GE-25S-16RP	25	1"
GE-25S-20RP	25	1.1/4"
GE-30S-12RP	30	3/4"
GE-30S-16RP	30	1"
GE-30S-20RP	30	1.1/4"
GE-30S-24RP	30	1.1/2"
GE-38S-16RP	38	1"
GE-38S-20RP	38	1.1/4"
GE-38S-24RP	38	1.1/2"
Tech Sheet 20796		

L Series, Metric Parallel, Form B Sealing

0291	OD mm	Thread
GE-6L-10MPB	6	M10 x 1
GE-6L-12MPB	6	M12 x 1.5
GE-6L-14MPB	6	M14 x 1.5
GE-8L-10MPB	8	M10 x 1.0
GE-8L-12MPB	8	M12 x 1.5
GE-8L-14MPB	8	M14 x 1.5
GE-8L-18MPB	8	M18 x 1.5
GE-8L-16MPB	8	M16 x 1.5
GE-10L-10MPB	10	M16 x 1.5
GE-10L-14MPB	10	M14 x 1.5
GE-10L-12MPB	10	M12 x 1.5
GE-10L-16MPB	10	M16 x 1.5
GE-10L-18MPB	10	M18 x 1.5
GE-10L-22MPB	10	M22 x 1.5
GE-12L-14MPB	12	M14 x 1.5
GE-12L-12MPB	12	M12 x 1.5
GE-12L-16MPB	12	M16 x 1.5
GE-12L-18MPB	12	M18 x 1.5
GE-12L-22MPB	12	M22 x 1.5
GE-15L-16MPB	15	M16 x 1.5
GE-15L-18MPB	15	M18 x 1.5
GE-15L-22MPB	15	M22 x 1.5
GE-18L-18MPB	18	M18 x 1.5
GE-18L-22MPB	18	M22 x 1.5
GE-18L-26MPB	18	M26 x 1.5
GE-22L-22MPB	22	M22 x 1.5
GE-22L-26MPB	22	M26 x 1.5
GE-28L-33MPB	28	M33 x 1.5
GE-35L-42MPB	35	M42 x 2
GE-42L-48MPB	42	M48 x 2
Tech Sheet 10587		

S Series, Metric Parallel, Form B Sealing

0291	OD mm	Thread
GE-6S-12MPB	6	M12 x 1.5
GE-6S-14MPB	6	M14 x 1.5
GE-8S-14MPB	8	M14 x 1.5
GE-10S-16MPB	10	M16 x 1.5
GE-10S-18MPB	10	M18 x 1.5
GE-12S-14MPB	12	M14 x 1.5
GE-12S-16MPB	12	M16 x 1.5
GE-12S-18MPB	12	M18 x 1.5
GE-12S-22MPB	12	M22 x 1.5
GE-14S-20MPB	14	M20 x 1.5
GE-16S-18MPB	16	M18 x 1.5
GE-16S-22MPB	16	M22 x 1.5
GE-20S-27MPB	20	M27 x 2
GE-25S-33MPB	25	M33 x 2
GE-30S-42MPB	30	M42 x 2
GE-38S-48MPB	38	M48 x 2
Tech Sheet 10587		

316 STAINLESS STEEL DIN EN ISO 8434-1 TUBE FITTINGS (FORMERLY DIN 2353)

stainless steel

Male Stud Couplings

Stainless Steel 1.4571 Working Temperature: -60°C to +400°C (DIN 17 440, AD W 10)

Seal Working Temperature: -20°C to +200°C (FPM/Viton)

L Series, BSPT

0291	OD mm	Thread
GE-6L-2RT	6	1/8"
GE-6L-4RT	6	1/4"
GE-6L-6RT	6	3/8"
GE-6L-8RT	6	1/2"
GE-8L-2RT	8	1/8"
GE-8L-4RT	8	1/4"
GE-8L-6RT	8	3/8"
GE-8L-8RT	8	1/2"
GE-10L-2RT	10	1/8"
GE-10L-4RT	10	1/4"
GE-10L-6RT	10	3/8"
GE-10L-8RT	10	1/2"
GE-12L-2RT	12	1/8"
GE-12L-4RT	12	1/4"
GE-12L-6RT	12	3/8"
GE-12L-8RT	12	1/2"
GE-12L-12RT	12	3/4"
GE-15L-4RT	15	1/4"
GE-15L-6RT	15	3/8"
GE-15L-8RT	15	1/2"
GE-15L-12RT	15	3/4"
GE-18L-6RT	18	3/8"
GE-18L-8RT	18	1/2"
GE-18L-12RT	18	3/4"
GE-22L-6RT	22	3/8"
GE-22L-8RT	22	1/2"
GE-22L-12RT	22	3/4"
GE-22L-16RT	22	1"
GE-28L-8RT	28	1/2"
GE-28L-12RT	28	3/4"
GE-28L-16RT	28	1"
GE-28L-20RT	28	1.1/4"
GE-35L-16RT	35	1"
GE-35L-20RT	35	1.1/4"
GE-35L-24RT	35	1.1/2"
GE-42L-20RT	42	1.1/4"
GE-42L-24RT	42	1.1/2"
Tech Sheet 10588		

S Series, BSPT

0291	OD mm	Thread
GE-6S-2RT	6	1/8"
GE-6S-4RT	6	1/4"
GE-6S-6RT	6	3/8"
GE-8S-2RT	8	1/8"
GE-8S-4RT	8	1/4"
GE-8S-6RT	8	3/8"
GE-10S-4RT	10	1/4"
GE-10S-6RT	10	3/8"
GE-12S-4RT	12	1/4"
GE-12S-6RT	12	3/8"
GE-12S-8RT	12	1/2"
GE-14S-6RT	14	3/8"
GE-14S-8RT	14	1/2"
GE-16S-6RT	16	3/8"
GE-16S-8RT	16	1/2"
GE-16S-12RT	16	3/4"
GE-20S-8RT	20	1/2"
GE-20S-12RT	20	3/4"
GE-25S-12RT	25	3/4"
GE-25S-16RT	25	1"
GE-30S-20RT	30	1.1/4"
GE-38S-24RT	38	1.1/2"
Tech Sheet 10588		

L Series, NPT

0291	OD mm	Thread
GE-6L-2N	6	1/8"
GE-6L-4N	6	1/4"
GE-6L-6N	6	3/8"
GE-6L-8N	6	1/2"
GE-8L-2N	8	1/8"
GE-8L-4N	8	1/4"
GE-8L-6N	8	3/8"
GE-8L-8N	8	1/2"
GE-10L-2N	10	1/8"
GE-10L-4N	10	1/4"
GE-10L-6N	10	3/8"
GE-10L-8N	10	1/2"
GE-10L-12N	10	3/4"
GE-12L-2N	12	1/8"
GE-12L-4N	12	1/4"
GE-12L-6N	12	3/8"
GE-12L-8N	12	1/2"
GE-12L-12N	12	3/4"
GE-15L-4N	15	1/4"
GE-15L-6N	15	3/8"
GE-15L-8N	15	1/2"
GE-15L-12N	15	3/4"
GE-18L-6N	18	3/8"
GE-18L-8N	18	1/2"
GE-18L-12N	18	3/4"
GE-18L-16N	18	1"
GE-22L-6N	22	3/8"
GE-22L-8N	22	1/2"
GE-22L-12N	22	3/4"
GE-22L-16N	22	1"
GE-22L-20N	22	1.1/4"
GE-28L-8N	28	1/2"
GE-28L-12N	28	3/4"
GE-28L-16N	28	1"
GE-28L-20N	28	1.1/4"
GE-35L-16N	35	1"
GE-35L-20N	35	1.1/4"
GE-35L-24N	35	1.1/2"
GE-42L-16N	42	1"
GE-42L-20N	42	1.1/4"
GE-42L-24N	42	1.1/2"
Tech Sheet 10589		

S Series, NPT

0291	OD mm	Thread
GE-6S-2N	6	1/8"
GE-6S-4N	6	1/4"
GE-6S-6N	6	3/8"
GE-6S-8N	6	1/2"
GE-8S-2N	8	1/8"
GE-8S-4N	8	1/4"
GE-8S-6N	8	3/8"
GE-8S-8N	8	1/2"
GE-10S-2N	10	1/8"
GE-10S-4N	10	1/4"
GE-10S-6N	10	3/8"
GE-10S-8N	10	1/2"
GE-10S-12N	10	3/4"
GE-12S-4N	12	1/4"
GE-12S-6N	12	3/8"
GE-12S-8N	12	1/2"
GE-12S-12N	12	3/4"
GE-14S-6N	14	3/8"
GE-14S-8N	14	1/2"
GE-14S-12N	14	3/4"
GE-16S-6N	16	3/8"
GE-16S-8N	16	1/2"
GE-16S-12N	16	3/4"
GE-16S-16N	16	1"
GE-20S-6N	20	3/8"
GE-20S-12N	20	3/4"
GE-20S-16N	20	1"
GE-20S-20N	20	1.1/4"
GE-25S-8N	25	1/2"
GE-25S-12N	25	3/4"
GE-25S-16N	25	1"
GE-25S-20N	25	1.1/4"
GE-30S-12N	30	3/4"
GE-30S-16N	30	1"
GE-30S-20N	30	1.1/4"
GE-30S-24N	30	1.1/2"
GE-38S-16N	38	1"
GE-38S-20N	38	1.1/4"
GE-38S-24N	38	1.1/2"
Tech Sheet 10589		

stainless steel

For **Stainless Steel Component parts** see page **1255**

316 STAINLESS STEEL DIN EN ISO 8434-1 TUBE FITTINGS (FORMERLY DIN 2353)

stainless steel

Stainless Steel 1.4571 Working Temperature: -60°C to +400°C (DIN 17 440, AD W 10)

Seal Working Temperature: -20°C to +200°C (FPM/Viton)

Male Stud Couplings

L Series, UNF, O-Ring Sealing

0291	OD mm	Thread
GE-6L-7/16UNF	6	7/16"
GE-6L-1/2UNF	6	1/2"
GE-6L-9/16UNF	6	9/16"
GE-8L-7/16UNF	8	7/16"
GE-8L-1/2UNF	8	1/2"
GE-8L-9/16UNF	8	9/16"
GE-10L-7/16UNF	10	7/16"
GE-10L-1/2UNF	10	1/2"
GE-10L-9/16UNF	10	9/16"
GE-10L-3/4UNF	10	3/4"
GE-12L-9/16UNF	12	9/16"
GE-12L-3/4UNF	12	3/4"
GE-12L-7/8UNF	12	7/8"
GE-15L-9/16UNF	15	9/16"
GE-15L-3/4UNF	15	3/4"
GE-15L-7/8UNF	15	7/8"
GE-18L-3/4UNF	18	3/4"
GE-18L-7/8UNF	18	7/8"
GE-18L-11/16UNF	18	1.1/16"
GE-22L-3/4UNF	22	3/4"
GE-22L-7/8UNF	22	7/8"
GE-22L-11/16UNF	22	1.1/16"
GE-22L-15/16UNF	22	1.5/16"
GE-28L-11/16UNF	28	1.1/16"
GE-28L-15/16UNF	28	1.5/16"
GE-28L-15/8UNF	28	1.5/8"
GE-35L-15/16UNF	35	1.5/16"
GE-35L-15/8UNF	35	1.5/8"
GE-42L-15/8UNF	42	1.5/8"
GE-42L-17/8UNF	42	1.7/8"

Tech Sheet 20797

S Series, UNF, O-Ring Sealing

0291	OD mm	Thread
GE-6S-7/16UNF	6	7/16"
GE-8S-1/2UNF	8	1/2"
GE-8S-7/16UNF	8	7/16"
GE-8S-9/16UNF	8	9/16"
GE-10S-3/4UNF	10	3/4"
GE-12S-9/16UNF	12	9/16"
GE-12S-3/4UNF	12	3/4"
GE-12S-7/8UNF	12	7/8"
GE-14S-3/4UNF	14	3/4"
GE-16S-3/4UNF	16	3/4"
GE-16S-7/8UNF	16	7/8"
GE-16S-11/16UNF	16	1.1/16"
GE-20S-3/4UNF	20	3/4"
GE-20S-7/8UNF	20	7/8"
GE-20S-11/16UNF	20	1.1/16
GE-20S-15/16UNF	20	1.5/16"
GE-25S-11/16UNF	25	1.1/16
GE-25S-15/16UNF	25	1.5/16"
GE-30S-11/16UNF	30	1.1/16"
GE-30S-15/16UNF	30	1.5/16"
GE-30S-15/8UNF	30	1.5/8"
GE-38S-15/8UNF	38	1.5/8"
GE-38S-17/8UNF	38	1.7/8"

Female Stud Couplings



L Series, BSPP

0291	OD mm	Thread
GAI-6L-2RG	6	1/8"
GAI-6L-4RG	6	1/4"
GAI-6L-6RG	6	3/8"
GAI-6L-8RG	6	1/2"
GAI-8L-2RG	8	1/8"
GAI-8L-4RG	8	1/4"
GAI-8L-6RG	8	3/8"
GAI-8L-8RG	8	1/2"
GAI-10L-2RG	10	1/8"
GAI-10L-4RG	10	1/4"
GAI-10L-6RG	10	3/8"
GAI-10L-8RG	10	1/2"
GAI-12L-4RG	12	1/4"
GAI-12L-6RG	12	3/8"
GAI-12L-8RG	12	1/2"
GAI-15L-6RG	15	3/8"
GAI-15L-8RG	15	1/2"
GAI-15L-12RG	15	3/4"
GAI-18L-6RG	18	3/8"
GAI-18L-8RG	18	1/2"
GAI-18L-12RG	18	3/4"
GAI-22L-8RG	22	1/2"
GAI-22L-12RG	22	3/4"
GAI-28L-16RG	28	1"
GAI-35L-20RG	35	1.1/4"
GAI-42L-24RG	42	1.1/2"

Tech Sheet 10590

S Series, BSPP

0291	OD mm	Thread
GAI-6S-4RG	6	1/4"
GAI-8S-4RG	8	1/4"
GAI-8S-6RG	8	3/8"
GAI-8S-8RG	8	1/2"
GAI-10S-6RG	10	3/8"
GAI-10S-8RG	10	1/2"
GAI-12S-4RG	12	1/4"
GAI-12S-6RG	12	3/8"
GAI-12S-8RG	12	1/2"
GAI-14S-6RG	14	3/8"
GAI-14S-8RG	14	1/2"
GAI-16S-6RG	16	3/8"
GAI-16S-8RG	16	1/2"
GAI-20S-8RG	20	1/2"
GAI-20S-12RG	20	3/4"
GAI-25S-12RG	25	3/4"
GAI-25S-16RG	25	1"
GAI-30S-20RG	30	1.1/4"
GAI-38S-24RG	38	1.1/2"

L Series, NPT

0291	OD mm	Thread
GAI-6L-2N	6	1/8"
GAI-6L-4N	6	1/4"
GAI-8L-4N	8	1/4"
GAI-10L-4N	10	1/4"
GAI-10L-6N	10	3/8"
GAI-10L-8N	10	1/2"
GAI-12L-4N	12	1/4"
GAI-12L-6N	12	3/8"
GAI-12L-8N	12	1/2"
GAI-15L-8N	15	1/2"
GAI-18L-8N	18	1/2"
GAI-22L-12N	22	3/4"
GAI-28L-16N	28	1"
GAI-35L-20N	35	1.1/4"
GAI-42L-24N	42	1.1/2"

S Series, NPT

0291	OD mm	Thread
GAI-6S-4N	6	1/4"
GAI-8S-4N	8	1/4"
GAI-10S-6N	10	3/8"
GAI-12S-6N	12	3/8"
GAI-12S-8N	12	1/2"
GAI-14S-8N	14	1/2"
GAI-16S-6N	16	3/8"
GAI-16S-8N	16	1/2"
GAI-20S-12N	20	3/4"
GAI-25S-16N	25	1"
GAI-30S-20N	30	1.1/4"
GAI-38S-24N	38	1.1/2"

316 STAINLESS STEEL DIN EN ISO 8434-1 TUBE FITTINGS (FORMERLY DIN 2353)

stainless steel

EDELSTAHL / STAINLESS STEEL VERBINDUNGSTECHNIK FLUID CONNECTORS

Stainless Steel 1.4571 Working Temperature: -60°C to +400°C (DIN 17 440, AD W 10)

Seal Working Temperature: -20°C to +200°C (FPM/Viton)

ABS DNV·GL LR

Straight Stud Standpipes

L Series, BSPP (Captive Seal)

0291	OD mm	Thread
EVGE-6L-2EO	6	1/8"
EVGE-8L-4EO	8	1/4"
EVGE-8L-6EO	8	3/8"
EVGE-10L-4EO	10	1/4"
EVGE-10L-6EO	10	3/8"
EVGE-10L-8EO	10	1/2"
EVGE-12L-4EO	12	1/4"
EVGE-12L-6EO	12	3/8"
EVGE-12L-8EO	12	1/2"
EVGE-15L-6EO	15	3/8"
EVGE-15L-8EO	15	1/2"
EVGE-18L-6EO	18	3/8"
EVGE-18L-8EO	18	1/2"
EVGE-18L-12EO	18	3/4"
EVGE-22L-6EO	22	3/8"
EVGE-22L-8EO	22	1/2"
EVGE-22L-12EO	22	3/4"
EVGE-28L-12EO	28	3/4"
EVGE-28L-16EO	28	1"
EVGE-35L-20EO	35	1.1/4"
EVGE-42L-24EO	42	1.1/2"
Tech Sheet 10591		

S Series, BSPP (Captive Seal)

0291	OD mm	Thread
EVGE-6S-2EO	6	1/8"
EVGE-6S-4EO	6	1/4"
EVGE-8S-4EO	8	1/4"
EVGE-8S-6EO	8	3/8"
EVGE-10S-4EO	10	1/4"
EVGE-10S-6EO	10	3/8"
EVGE-10S-8EO	10	1/2"
EVGE-12S-4EO	12	1/4"
EVGE-12S-6EO	12	3/8"
EVGE-12S-8EO	12	1/2"
EVGE-14S-8EO	14	1/2"
EVGE-16S-6EO	16	3/8"
EVGE-16S-8EO	16	1/2"
EVGE-16S-12EO	16	3/4"
EVGE-20S-8EO	20	1/2"
EVGE-20S-12EO	20	3/4"
EVGE-25S-12EO	25	3/4"
EVGE-25S-16EO	25	1"
EVGE-30S-20EO	30	1.1/4"
EVGE-38S-24EO	38	1.1/2"
Tech Sheet 10591		

L Series, Metric Parallel (Captive Seal)

0291	OD mm	Thread
EVGE-6L-10MEO	6	M10 x 1
EVGE-8L-12MEO	8	M12 x 1.5
EVGE-10L-14MEO	10	M14 x 1.5
EVGE-15L-18MEO	15	M18 x 1.5
EVGE-18L-22MEO	18	M22 x 1.5
EVGE-22L-26MEO	22	M26 x 1.5
EVGE-28L-33MEO	28	M33 x 2
EVGE-35L-42MEO	35	M42 x 2
EVGE-42L-48MEO	42	M48 x 2
Tech Sheet 10592		

S Series, Metric Parallel (Captive Seal)

0291	OD mm	Thread
EVGE-6S-12MEO	6	M12 x 1.5
EVGE-8S-14MEO	8	M14 x 1.5
EVGE-10S-16MEO	10	M16 x 1.5
EVGE-12S-18MEO	12	M18 x 1.5
EVGE-14S-20MEO	14	M20 x 1.5
EVGE-16S-22MEO	16	M22 x 1.5
EVGE-20S-27MEO	20	M27 x 2
EVGE-30S-42MEO	30	M42 x 2
EVGE-38S-48MEO	38	M48 x 2
Tech Sheet 10592		

Reducing Adaptors

Male x Female, BSPP

0291	OD mm	Thread
GRI-2-4RG	1/8"	1/4"
GRI-2-6RG	1/8"	3/8"
GRI-4-2RG	1/4"	1/8"
GRI-4-6RG	1/4"	3/8"
GRI-4-8RG	1/4"	1/2"
GRI-4-12RG	1/4"	3/4"
GRI-6-4RG	3/8"	1/4"
GRI-6-8RG	3/8"	1/2"
GRI-6-12RG	3/8"	3/4"
GRI-6-16RG	3/8"	1"
GRI-8-6RG	1/2"	3/8"
GRI-8-12RG	1/2"	3/4"
GRI-8-16RG	1/2"	1"
GRI-8-20RG	1/2"	1.1/4"
GRI-12-8RG	3/4"	1/2"
GRI-12-16RG	3/4"	1"
GRI-12-20RG	3/4"	1.1/4"
GRI-12-24RG	3/4"	1.1/2"
GRI-16-12RG	1"	3/4"
GRI-16-20RG	1"	1.1/4"
GRI-16-24RG	1"	1.1/2"
GRI-20-16RG	1.1/4"	1"
GRI-24-20RG	1.1/2"	1.1/4"
GRI-20-24RG	1.1/4"	1.1/2"
Tech Sheet 10593		

Reducing Bush

Male x Female, BSPP

0291	OD mm	Thread
GRI-6-2RG	3/8"	1/8"
GRI-8-2RG	1/2"	1/8"
GRI-8-4RG	1/2"	1/4"
GRI-12-2RG	3/4"	1/8"
GRI-12-4RG	3/4"	1/4"
GRI-12-6RG	3/4"	3/8"
GRI-16-4RG	1"	1/4"
GRI-16-6RG	1"	3/8"
GRI-16-8RG	1"	1/2"
GRI-20-6RG	1.1/4"	3/8"
GRI-20-8RG	1.1/4"	1/2"
GRI-20-12RG	1.1/4"	3/4"
GRI-24-8RG	1.1/2"	1/2"
GRI-24-12RG	1.1/2"	3/4"
GRI-24-16RG	1.1/2"	1"
GRI-32-8RG	2"	1/2"
GRI-32-12RG	2"	3/4"
GRI-32-16RG	2"	1"
GRI-32-20RG	2"	1.1/4"
GRI-32-24RG	2"	1.1/2"
Tech Sheet 10593		

Adjustable Branch Tees

L Series, Metric, Female Thread

0291	OD mm	Thread
EVT-6L	6	M12 x 1.5
EVT-8L	8	M14 x 1.5
EVT-10L	10	M16 x 1.5
EVT-12L	12	M18 x 1.5
EVT-15L	15	M22 x 1.5
EVT-18L	18	M26 x 1.5
EVT-22L	22	M30 x 2
EVT-28L	28	M36 x 2
EVT-35L	35	M45 x 2
EVT-42L	42	M52 x 2
Tech Sheet 10594		

S Series, Metric, Female Thread

0291	OD mm	Thread
EVT-6S	6	M14 x 1.5
EVT-8S	8	M16 x 1.5
EVT-10S	10	M18 x 1.5
EVT-12S	12	M20 x 1.5
EVT-14S	14	M22 x 1.5
EVT-16S	16	M24 x 1.5
EVT-20S	20	M30 x 2
EVT-25S	25	M36 x 2
EVT-30S	30	M42 x 2
EVT-38S	38	M52 x 2
Tech Sheet 10594		

316 STAINLESS STEEL DIN EN ISO 8434-1 TUBE FITTINGS (FORMERLY DIN 2353)

stainless steel

Stainless Steel 1.4571 Working Temperature: -60°C to +400°C (DIN 17 440, AD W 10)

Seal Working Temperature: -20°C to +200°C (FPM/Viton)

Adjustable Run Tees

L Series, Metric, Female Thread

0291	OD mm	Thread
EVL-6L	6	M12 x 1.5
EVL-8L	8	M14 x 1.5
EVL-10L	10	M16 x 1.5
EVL-12L	12	M18 x 1.5
EVL-15L	15	M22 x 1.5
EVL-18L	18	M26 x 1.5
EVL-22L	22	M30 x 2
EVL-28L	28	M36 x 2
EVL-35L	35	M45 x 2
EVL-42L	42	M52 x 2
Tech Sheet 10597		

S Series, Metric, Female Thread

0291	OD mm	Thread
EVL-6S	6	M14 x 1.5
EVL-8S	8	M16 x 1.5
EVL-10S	10	M18 x 1.5
EVL-12S	12	M20 x 1.5
EVL-14S	14	M22 x 1.5
EVL-16S	16	M24 x 1.5
EVL-20S	20	M30 x 2
EVL-25S	25	M36 x 2
EVL-30S	30	M42 x 2
EVL-38S	38	M52 x 2
Tech Sheet 10597		

stainless steel

For **Stainless Steel Tubing** see page **1287**

Male Stud Elbows

L Series, BSPT

0291	OD mm	Thread
WE6L-2RT	6	1/8"
WE6L-4RT	6	1/4"
WE6L-6RT	6	3/8"
WE6L-8RT	6	1/2"
WE8L-2RT	8	1/8"
WE8L-4RT	8	1/4"
WE8L-6RT	8	3/8"
WE8L-8RT	8	1/2"
WE10L-2RT	10	1/8"
WE10L-4RT	10	1/4"
WE10L-6RT	10	3/8"
WE10L-8RT	10	1/2"
WE12L-2RT	12	1/8"
WE12L-4RT	12	1/4"
WE12L-6RT	12	3/8"
WE12L-8RT	12	1/2"
WE15L-4RT	15	1/4"
WE15L-6RT	15	3/8"
WE15L-8RT	15	1/2"
WE15L-12RT	15	3/4"
WE18L-6RT	18	3/8"
WE18L-8RT	18	1/2"
WE18L-12RT	18	3/4"
WE22L-8RT	22	1/2"
WE22L-12RT	22	3/4"
WE28L-16RT	28	1"
WE35L-20RT	35	1.1/4"
Tech Sheet 10600		

S Series, BSPT

0291	OD mm	Thread
WE6S-2RT	6	1/8"
WE6S-4RT	6	1/4"
WE6S-6RT	6	3/8"
WE6S-8RT	6	1/2"
WE8S-4RT	8	1/4"
WE8S-6RT	8	3/8"
WE8S-8RT	8	1/2"
WE10S-4RT	10	1/4"
WE10S-6RT	10	3/8"
WE10S-8RT	10	1/2"
WE12S-4RT	12	1/4"
WE12S-6RT	12	3/8"
WE12S-8RT	12	1/2"
WE14S-6RT	14	3/8"
WE14S-8RT	14	1/2"
WE16S-6RT	16	3/8"
WE16S-8RT	16	1/2"
WE16S-12RT	16	3/4"
WE20S-8RT	20	1/2"
WE20S-12RT	20	3/4"
Tech Sheet 10600		

L Series, NPT

0291	OD mm	Thread
WE6L-2N	6	1/8"
WE6L-4N	6	1/4"
WE6L-6N	6	3/8"
WE6L-8N	6	1/2"
WE8L-2N	8	1/8"
WE8L-4N	8	1/4"
WE8L-6N	8	3/8"
WE8L-8N	8	1/2"
WE10L-2N	10	1/8"
WE10L-4N	10	1/4"
WE10L-8N	10	1/2"
WE12L-4N	12	1/4"
WE12L-6N	12	3/8"
WE12L-8N	12	1/2"
WE15L-6N	15	3/8"
WE15L-8N	15	1/2"
WE15L-12N	15	3/4"
WE18L-6N	18	3/8"
WE18L-8N	18	1/2"
WE18L-12N	18	3/4"
WE22L-8N	22	1/2"
WE22L-12N	22	3/4"
WE28L-12N	28	3/4"
WE28L-16N	28	1"
WE35L-20N	35	1.1/4"
WE42L-24N	42	1.1/2"
Tech Sheet 10601		

S Series, NPT

0291	OD mm	Thread
WE6S-4N	6	1/4"
WE6S-6N	6	3/8"
WE6S-8N	6	1/2"
WE8S-4N	8	1/4"
WE8S-6N	8	3/8"
WE8S-8N	8	1/2"
WE10S-4N	8	1/4"
WE10S-6N	10	3/8"
WE10S-8N	10	1/2"
WE12S-4N	12	1/4"
WE12S-6N	12	3/8"
WE12S-8N	12	1/2"
WE14S-6N	14	3/8"
WE14S-8N	14	1/2"
WE16S-6N	16	3/8"
WE16S-8N	16	1/2"
WE16S-12N	16	3/4"
WE20S-8N	20	1/2"
WE20S-12N	20	3/4"
WE25S-16N	25	1"
WE30S-20N	30	1.1/4"
WE38S-24N	38	1.1/2"
Tech Sheet 10601		

316 STAINLESS STEEL DIN EN ISO 8434-1 TUBE FITTINGS (FORMERLY DIN 2353)

stainless steel

Stainless Steel 1.4571 Working Temperature: -60°C to +400°C (DIN 17 440, AD W 10)

Seal Working Temperature: -20°C to +200°C (FPM/Viton)

Adjustable Elbows

L Series, Metric, Female Thread

0291	OD mm	Thread
EVW-6L	6	M12 x 1.5
EVW-8L	8	M14 x 1.5
EVW-10L	10	M16 x 1.5
EVW-12L	12	M18 x 1.5
EVW-15L	15	M22 x 1.5
EVW-18L	18	M26 x 1.5
EVW-22L	22	M30 x 2
EVW-28L	28	M36 x 2
EVW-35L	35	M45 x 2
EVW-42L	42	M52 x 2
Tech Sheet 10602		

S Series, Metric, Female Thread

0291	OD mm	Thread
EVW-6S	6	M14 x 1.5
EVW-8S	8	M16 x 1.5
EVW-10S	10	M18 x 1.5
EVW-12S	12	M20 x 1.5
EVW-14S	14	M22 x 1.5
EVW-16S	16	M24 x 1.5
EVW-20S	20	M30 x 2
EVW-25S	25	M36 x 2
EVW-30S	30	M42 x 2
EVW-38S	38	M52 x 2
Tech Sheet 10602		

Straights

L Series

0291	OD mm
G6-UL	6
G8-UL	8
G10-UL	10
G12-UL	12
G15-UL	15
G18-UL	18
G22-UL	22
G28-UL	28
G35-UL	35
G42-UL	42
Tech Sheet 10605	

S Series

0291	OD mm
G6-US	6
G8-US	8
G10-US	10
G12-US	12
G14-US	14
G16-US	16
G20-US	20
G25-US	25
G30-US	30
G38-US	38
Tech Sheet 10605	

Straight Reducers

L Series

0291	OD mm	OD mm
GR-8L-6L	8	6
GR-10L-6L	10	6
GR-10L-8L	10	8
GR-12L-6L	12	6
GR-12L-8L	12	8
GR-12L-10L	12	10
GR-15L-6L	15	6
GR-15L-8L	15	8
GR-15L-10L	15	10
GR-15L-12L	15	12
GR-18L-8L	18	8
GR-18L-10L	18	10
GR-18L-12L	18	12
GR-18L-15L	18	15
GR-22L-8L	22	8
GR-22L-10L	22	10
GR-22L-12L	22	12
GR-22L-15L	22	15
GR-22L-18L	22	18
GR-28L-10L	28	10
GR-28L-12L	28	12
GR-28L-15L	28	15
GR-28L-18L	28	18
GR-28L-22L	28	22
GR-35L-15L	35	15
GR-35L-18L	35	18
GR-35L-22L	35	22
GR-35L-28L	35	28
GR-42L-15L	42	15
GR-42L-18L	42	18
GR-42L-22L	42	22
GR-42L-28L	42	28
GR-42L-35L	42	35
Tech Sheet 10606		

S Series

0291	OD mm	OD mm
GR-8S-6S	8	6
GR-10S-6S	10	6
GR-10S-8S	10	8
GR-12S-6S	12	6
GR-12S-8S	12	8
GR-12S-10S	12	10
GR-14S-6S	14	6
GR-14S-8S	14	8
GR-14S-10S	14	10
GR-14S-12S	14	12
GR-16S-6S	16	6
GR-16S-8S	16	8
GR-16S-10S	16	10
GR-16S-12S	16	12
GR-16S-14S	16	14
GR-20S-6S	20	6
GR-20S-8S	20	8
GR-20S-10S	20	10
GR-20S-12S	20	12
GR-20S-14S	20	14
GR-20S-16S	20	16
GR-25S-8S	25	8
GR-25S-10S	25	10
GR-25S-12S	25	12
GR-25S-14S	25	14
GR-25S-16S	25	16
GR-25S-20S	25	20
GR-30S-10S	30	10
GR-30S-12S	30	12
GR-30S-14S	30	14
GR-30S-16S	30	16
GR-30S-20S	30	20
GR-30S-25S	30	25
GR-38S-10S	38	10
GR-38S-12S	38	12
GR-38S-14S	38	14
GR-38S-16S	38	16
GR-38S-20S	38	20
GR-38S-25S	38	25
GR-38S-30S	38	30
Tech Sheet 10606		

316 STAINLESS STEEL DIN EN ISO 8434-1 TUBE FITTINGS (FORMERLY DIN 2353)

stainless steel

Stainless Steel 1.4571 Working Temperature: -60°C to +400°C (DIN 17 440, AD W 10)

Seal Working Temperature: -20°C to +200°C (FPM/Viton)

Equal Elbows

L Series

0291	OD mm
W6-UEL	6
W8-UEL	8
W10-UEL	10
W12-UEL	12
W15-UEL	15
W18-UEL	18
W22-UEL	22
W28-UEL	28
W35-UEL	35
W42-UEL	42
Tech Sheet 10607	

S Series

0291	OD mm
W6-UES	6
W8-UES	8
W10-UES	10
W12-UES	12
W14-UES	14
W16-UES	16
W20-UES	20
W25-UES	25
W30-UES	30
W38-UES	38
Tech Sheet 10607	

Equal Tees

L Series

0291	OD mm
T6-UTL	6
T8-UTL	8
T10-UTL	10
T12-UTL	12
T15-UTL	15
T18-UTL	18
T22-UTL	22
T28-UTL	28
T35-UTL	35
T42-UTL	42
Tech Sheet 10608	

S Series

0291	OD mm
T6-UTS	6
T8-UTS	8
T10-UTS	10
T12-UTS	12
T14-UTS	14
T16-UTS	16
T20-UTS	20
T25-UTS	25
T30-UTS	30
T38-UTS	38
Tech Sheet 10608	

Equal Crosses

L Series

0291	OD mm
K6-UCL	6
K8-UCL	8
K10-UCL	10
K12-UCL	12
K15-UCL	15
K18-UCL	18
K22-UCL	22
K28-UCL	28
K35-UCL	35
K42-UCL	42
Tech Sheet 10609	

S Series

0291	OD mm
K6-UCS	6
K8-UCS	8
K10-UCS	10
K12-UCS	12
K14-UCS	14
K16-UCS	16
K20-UCS	20
K25-UCS	25
K30-UCS	30
K38-UCS	38
Tech Sheet 10609	

stainless steel

For **Stainless Steel Gauges** see page **1330**

316 STAINLESS STEEL DIN EN ISO 8434-1 TUBE FITTINGS (FORMERLY DIN 2353)

stainless steel

Reducing Standpipes

Stainless Steel 1.4571 Working Temperature: -60°C to +400°C (DIN 17 440, AD W 10)

Seal Working Temperature: -20°C to +200°C (FPM/Viton)

L Series

0291	OD mm	OD mm
KOR-8L-6L	8	6
KOR-10L-6L	10	6
KOR-10L-8L	10	8
KOR-12L-6L	12	6
KOR-12L-8L	12	8
KOR-12L-10L	12	10
KOR-15L-6L	15	6
KOR-15L-8L	15	8
KOR-15L-10L	15	10
KOR-15L-12L	15	12
KOR-18L-6L	18	6
KOR-18L-8L	18	8
KOR-18L-10L	18	10
KOR-18L-12L	18	12
KOR-18L-15L	18	15
KOR-22L-6L	22	6
KOR-22L-8L	22	8
KOR-22L-10L	22	10
KOR-22L-12L	22	12
KOR-22L-15L	22	15
KOR-22L-18L	22	18
KOR-28L-6L	28	6
KOR-28L-8L	28	8
KOR-28L-10L	28	10
KOR-28L-12L	28	12
KOR-28L-15L	28	15
KOR-28L-18L	28	18
KOR-28L-22L	28	22
KOR-35L-6L	35	6
KOR-35L-8L	35	8
KOR-35L-10L	35	10
KOR-35L-12L	35	12
KOR-35L-15L	35	15
KOR-35L-18L	35	18
KOR-35L-22L	35	22
KOR-35L-28L	35	28
KOR-42L-10L	42	10
KOR-42L-12L	42	12
KOR-42L-15L	42	15
KOR-42L-18L	42	18
KOR-42L-22L	42	22
KOR-42L-28L	42	28
KOR-42L-35L	42	35

Tech Sheet 10610

S Series

0291	OD mm	OD mm
KOR-8S-6S	8	6
KOR-10S-6S	10	6
KOR-10S-8S	10	8
KOR-12S-6S	12	6
KOR-12S-8S	12	8
KOR-12S-10S	12	10
KOR-14S-6S	14	6
KOR-14S-8S	14	8
KOR-14S-10S	14	10
KOR-14S-12S	14	12
KOR-16S-6S	16	6
KOR-16S-8S	16	8
KOR-16S-10S	16	10
KOR-16S-12S	16	12
KOR-16S-14S	16	14
KOR-20S-6S	20	6
KOR-20S-8S	20	8
KOR-20S-10S	20	10
KOR-20S-12S	20	12
KOR-20S-14S	20	14
KOR-20S-16S	20	16
KOR-25S-6S	25	6
KOR-25S-8S	25	8
KOR-25S-10S	25	10
KOR-25S-12S	25	12
KOR-25S-14S	25	14
KOR-25S-16S	25	16
KOR-25S-20S	25	20
KOR-30S-6S	30	6
KOR-30S-8S	30	8
KOR-30S-10S	30	10
KOR-30S-12S	30	12
KOR-30S-14S	30	14
KOR-30S-16S	30	16
KOR-30S-20S	30	20
KOR-30S-25S	30	25
KOR-38S-6S	38	6
KOR-38S-8S	38	8
KOR-38S-10S	38	10
KOR-38S-12S	38	12
KOR-38S-14S	38	14
KOR-38S-16S	38	16
KOR-38S-20S	38	20
KOR-38S-25S	38	25
KOR-38S-30S	38	30

Tech Sheet 10610

For **Stainless Steel Seals & Bonded washers** see page **110**

stainless steel

For **Stainless Steel Tube** see page **1287**

316 STAINLESS STEEL DIN EN ISO 8434-1 TUBE FITTINGS (FORMERLY DIN 2353)

stainless steel

Tee Reducers

Stainless Steel 1.4571 Working Temperature: -60°C to +400°C (DIN 17 440, AD W 10)

Seal Working Temperature: -20°C to +200°C (FPM/Viton)



L Series

0291	OD A mm	OD B mm	OD C mm
TR-6-8-6L	6	8	6
TR-6-10-6L	6	10	6
TR-8-6-8L	8	6	8
TR-8-10-8L	8	10	8
TR-8-12-8L	8	12	8
TR-10-6-10L	10	6	10
TR-10-8-10L	10	8	10
TR-10-10-6L	10	10	6
TR-10-12-10L	10	12	10
TR-10-15-10L	10	15	10
TR-12-6-12L	12	6	12
TR-12-8-8L	12	8	8
TR-12-8-12L	12	8	12
TR-12-10-10L	12	10	10
TR-12-10-12L	12	10	12
TR-12-12-10L	12	12	10
TR-12-15-12L	12	15	12
TR-12-18-12L	12	18	12
TR-15-6-15L	15	6	15
TR-15-10-15L	15	10	15
TR-15-12-12L	15	12	12
TR-15-12-15L	15	12	15
TR-15-15-12L	15	15	12
TR-18-10-10L	18	10	10
TR-18-10-18L	18	10	18
TR-18-12-18L	18	12	18
TR-18-15-18L	18	15	18
TR-18-18-10L	18	18	10
TR-22-10-22L	22	10	22
TR-22-12-22L	22	12	22
TR-22-15-15L	22	15	15
TR-22-15-22L	22	15	22
TR-22-18-18L	22	18	18
TR-22-18-22L	22	18	22
TR-22-22-18L	22	22	18
TR-28-10-28L	28	10	28
TR-28-12-28L	28	12	28
TR-28-15-28L	28	15	28
TR-28-18-28L	28	18	28
TR-28-22-22L	28	22	22
TR-28-22-28L	28	22	28
TR-28-35-28L	28	35	28
TR-35-12-35L	35	12	35
TR-35-15-35L	35	15	35
TR-35-18-35L	35	18	35
TR-35-22-35L	35	22	35
TR-35-28-35L	35	28	35
TR-35-42-35L	35	42	35
TR-42-15-42L	42	15	42
TR-42-18-42L	42	18	42
TR-42-22-42L	42	22	42
TR-42-28-42L	42	28	42
TR-42-35-42L	42	35	42

Tech Sheet 10611

S Series

0291	OD A mm	OD B mm	OD C mm
TR-8-6-8S	8	6	8
TR-10-6-10S	10	6	10
TR-10-8-10S	10	8	10
TR-12-6-12S	12	6	12
TR-12-8-8S	12	8	8
TR-12-8-12S	12	8	12
TR-12-10-12S	12	10	12
TR-12-16-12S	12	16	12
TR-14-8-14S	14	8	14
TR-14-10-14S	14	10	14
TR-16-6-16S	16	6	16
TR-16-8-16S	16	8	16
TR-16-10-16S	16	10	16
TR-16-12-16S	16	12	16
TR-16-14-16S	16	14	16
TR-16-20-16S	16	20	16
TR-20-8-20S	20	08	20
TR-20-10-20S	20	10	20
TR-20-12-20S	20	12	20
TR-20-14-20S	20	14	20
TR-20-16-20S	20	16	20
TR-20-25-20S	20	25	20
TR-25-10-25S	25	10	25
TR-25-12-25S	25	12	25
TR-25-14-25S	25	14	25
TR-25-16-25S	25	16	25
TR-25-20-25S	25	20	25
TR-25-30-25S	25	30	25
TR-30-12-30S	30	12	30
TR-30-16-30S	30	16	30
TR-30-20-30S	30	20	30
TR-30-25-30S	30	25	30
TR-30-38-30S	30	38	30
TR-38-16-38S	38	16	38
TR-38-20-38S	38	20	38
TR-38-25-38S	38	25	38
TR-38-30-38S	38	30	38

Tech Sheet 10611

Straight Bulkheads

L Series

0291	OD mm
SV-6L	6
SV-8L	8
SV-10L	10
SV-12L	12
SV-15L	15
SV-18L	18
SV-22L	22
SV-28L	28
SV-35L	35
SV-42L	42

Tech Sheet 10612

S Series

0291	OD mm
SV-6S	6
SV-8S	8
SV-10S	10
SV-12S	12
SV-14S	14
SV-16S	16
SV-20S	20
SV-25S	25
SV-30S	30
SV-38S	38

Tech Sheet 10612

Weld Bulkheads

L Series

0291	OD mm
ESV-6L-FT	6
ESV-8L-FT	8
ESV-10L-FT	10
ESV-12L-FT	12
ESV-15L-FT	15
ESV-18L-FT	18
ESV-20L-FT	20
ESV-28L-FT	28

Tech Sheet 10613

S Series

0291	OD mm
ESV-6S-FT	6
ESV-8S-FT	8
ESV-10S-FT	10
ESV-12S-FT	12
ESV-14S-FT	14
ESV-16S-FT	16
ESV-20S-FT	20
ESV-25S-FT	25

Tech Sheet 10613

316 STAINLESS STEEL DIN EN ISO 8434-1 TUBE FITTINGS (FORMERLY DIN 2353)

stainless steel

Stainless Steel 1.4571 Working Temperature: -60°C to +400°C (DIN 17 440, AD W 10)

Seal Working Temperature: -20°C to +200°C (FPM/Viton)

Bulkhead Elbows

L Series

0291	OD mm
WSV-6L-FT	6
WSV-8L-FT	8
WSV-10L-FT	10
WSV-12L-FT	12
WSV-15L-FT	15
WSV-18L-FT	18
WSV-22L-FT	22
WSV-28L-FT	28
WSV-35L-FT	35
WSV-42L-FT	42
Tech Sheet 10614	

S Series

0291	OD mm
WSV-6S-FT	6
WSV-8S-FT	8
WSV-10S-FT	10
WSV-12S-FT	12
WSV-14S-FT	14
WSV-16S-FT	16
WSV-20S-FT	20
WSV-25S-FT	25
WSV-30S-FT	30
WSV-38S-FT	38
Tech Sheet 10614	

Weld Nipples

O-Ring Sealing, Nitrile

0291	OD mm	Diameter mm
SKA-108	10	8
SKA-107	10	7
SKA-106	10	6
SKA-129	12	9
SKA-128	12	8
SKA-127	12	7
SKA-1613	16	13
SKA-1612	16	12
SKA-1611	16	11
SKA-1610	16	10
SKA-2016	20	16
SKA-2015	20	15
SKA-2014	20	14
SKA-2012	20	12
SKA-2519	25	19
SKA-2517	25	17
SKA-2515	25	15
Tech Sheet 10615		

Butt Weld Fittings

L Series

0291	OD mm
AS-6L	6
AS-8L	8
AS-10L	10
AS-12L	12
AS-15L	15
AS-18L	18
AS-22L	22
AS-28L	28
Tech Sheet 10616	

S Series

0291	OD mm
AS-6S	6
AS-8S	8
AS-10S	10
AS-12S	12
AS-14S	14
AS-16S	16
AS-20S	20
AS-25S	25
Tech Sheet 10616	

Weld Standpipe

0291	OD mm	Diameter mm
ASK-108	10	8
ASK-107	10	7
ASK-106	10	6
ASK-129	12	9
ASK-128	12	8
ASK-127	12	7
ASK-1612	16	12
ASK-1611	16	11
ASK-1610	16	10
ASK-2016	20	16
ASK-2015	20	15
ASK-2014	20	14
ASK-2012	20	12
ASK-2519	25	19
ASK-2517	25	17
ASK-2515	25	15
Tech Sheet 10617		

Special Weld Nipples (Reducers)

O-Ring Sealing, Nitrile

0291	OD mm	Diameter mm
SKAR-10-6	10	6
SKAR-10-8	10	8
SKAR-12-8	12	8
SKAR-12-10	12	10
SKAR-16-12	16	12
SKAR-20-12	20	12
SKAR-20-16	20	16
SKAR-25-16	25	16
SKAR-25-20	25	20
SKAR-25-15	25	15
Tech Sheet 10618		

Metric Standpipe Adaptors, BSPP

L Series

0291	Thread	OD mm
2101-8247	1/8"	6
2101-8254	1/4"	8
2101-8262	1/4"	10
2101-8270	3/8"	12
2101-8288	1/2"	15
2101-8296	1/2"	18
2101-8304	3/4"	22
2101-8312	1"	28
2101-8445	1.1/4"	35
2101-8338	1.1/2"	42
Tech Sheet 20799		

S Series

0291	Thread	OD mm
2101-8346	1/4"	6
2101-8353	1/4"	8
2101-8361	3/8"	10
2101-8379	3/8"	12
2101-8387	1/2"	14
2101-8395	1/2"	16
2101-8403	3/4"	20
2101-8411	1"	25
2101-8429	1.1/4"	30
2101-8437	1.1/2"	38
Tech Sheet 20799		

316 STAINLESS STEEL DIN EN ISO 8434-1 TUBE FITTINGS (FORMERLY DIN 2353)

stainless steel

Stainless Steel 1.4571 Working Temperature: -60°C to +400°C (DIN 17 440, AD W 10)

Seal Working Temperature: -20°C to +200°C (FPM/Viton)

Gauge Couplings

L Series, BSPP, Metal Sealing Ring

0291	OD mm	Thread
MV-6L-4RG	6	1/4"
MV-6L-8RG	6	1/2"
MV-8L-4RG	8	1/4"
MV-8L-8RG	8	1/2"
MV-10L-4RG	10	1/4"
MV-10L-8RG	10	1/2"
MV-12L-4RG	12	1/4"
MV-12L-8RG	12	1/2"
Tech Sheet 20737		



L Series, NPT

0291	OD mm	Thread
MV-6L-4N	6	1/4"
MV-6L-8N	6	1/2"
MV-8L-4N	8	1/4"
MV-8L-8N	8	1/2"
MV-10L-4N	10	1/4"
MV-10L-8N	10	1/2"
MV-12L-4N	12	1/4"
MV-12L-8N	12	1/2"
Tech Sheet 20901		

S Series, BSPP, Metal Sealing Ring

0291	OD mm	Thread
MV-6S-8RG	6	1/2"
MV-8S-4RG	8	1/4"
MV-8S-8RG	8	1/2"
MV-10S-4RG	10	1/4"
MV-10S-8RG	10	1/2"
MV-12S-4RG	12	1/4"
MV-12S-8RG	12	1/2"
Tech Sheet 20737		

S Series, NPT

0291	OD mm	Thread
MV-6S-8N	6	1/2"
MV-8S-8N	8	1/2"
MV-10S-8N	10	1/2"
MV-12S-8N	12	1/2"
Tech Sheet 20901		

90° Compact Adjustable Elbows

L Series, Metric, BSPP Male Thread with Viton O-Ring

0291	OD mm	Thread
WEEV-06L-1/8	6	1/8"
WEEV-08L-1/4	8	1/4"
WEEV-10L-1/4	10	1/4"
WEEV-12L-3/8	12	3/8"
WEEV-15L-1/2	15	1/2"
WEEV-18L-1/2	18	1/2"
WEEV-22L-3/4	22	3/4"
WEEV-28L-1	28	1"
WEEV-35L-114	35	1.1/4"
Tech Sheet 67962		

stainless steel



For **Stainless Steel Clamps** see page **186**

316 STAINLESS STEEL DIN EN ISO 8434-1 TUBE FITTINGS (FORMERLY DIN 2353)

stainless steel

Non-return Valves

Stainless Steel 1.4571 Working Temperature: -60°C to +400°C (DIN 17 440, AD W 10)

Seal Working Temperature: -20°C to +200°C (FPM/Viton)

All valves supplied with 1 bar cracking pressure unless stated, other pressures available on request are 0.2, 0.5, 2.0 and 3.0

L Series, BSPP, Flow Towards Thread

0291	OD mm	Thread
RZ-6L-2RG	6	1/8"
RZ-8L-4RG	8	1/4"
RZ-10L-4RG	10	1/4"
RZ-12L-6RG	12	3/8"
RZ-15L-8RG	15	1/2"
RZ-18L-8RG	18	1/2"
RZ-22L-12RG	22	3/4"
RZ-28L-16RG	28	1"
RZ-35L-20RG	35	1.1/4"
RZ-42L-24RG	42	1.1/2"

Tech Sheet 20352

S Series, BSPP, Flow Towards Thread

0291	OD mm	Thread
RZ-6S-2RG	6	1/8"
RZ-8S-4RG	8	1/4"
RZ-10S-4RG	10	1/4"
RZ-12S-6RG	12	3/8"
RZ-14S-8RG	14	1/2"
RZ-16S-8RG	16	1/2"
RZ-20S-12RG	20	3/4"
RZ-25S-16RG	25	1"
RZ-30S-20RG	30	1.1/4"
RZ-38S-24RG	38	1.1/2"

L Series, BSPP, Flow Away From Thread

0291	OD mm	Thread
RV-6L-2RG	6	1/8"
RV-8L-4RG	8	1/4"
RV-10L-4RG	10	1/4"
RV-12L-6RG	12	3/8"
RV-15L-8RG	15	1/2"
RV-18L-8RG	18	1/2"
RV-22L-12RG	22	3/4"
RV-28L-16RG	28	1"
RV-35L-20RG	35	1.1/4"
RV-42L-24RG	42	1.1/2"

Tech Sheet 20352

S Series, BSPP, Flow Away From Thread

0291	OD mm	Thread
RV-6S-2RG	6	1/8"
RV-8S-4RG	8	1/4"
RV-10S-4RG	10	1/4"
RV-12S-6RG	12	3/8"
RV-14S-8RG	14	1/2"
RV-16S-8RG	16	1/2"
RV-20S-12RG	20	3/4"
RV-25S-16RG	25	1"
RV-30S-20RG	30	1.1/4"
RV-38S-24RG	38	1.1/2"

L Series, Tube x Tube

0291	OD mm	Cracking Pressure Bar
770-0606	6	0.5
770-0808	8	0.5
770-1010	10	0.5
770-1212	12	0.5
770-1515	15	0.5
770-1818	18	0.5
770-2222	22	0.5
770-2828	28	0.5
770-3535	35	0.5
770-4242	42	0.5

Tech Sheet 10619

S Series, Tube x Tube

0291	OD mm
RD-6S	6
RD-8S	8
RD-10S	10
RD-12S	12
RD-14S	14
RD-16S	16
RD-20S	20
RD-25S	25
RD-30S	30
RD-38S	38

Tech Sheet 10619

Blanking Plugs, Threaded

BSPP

0291	Thread
VSTI-2EO	1/8"
VSTI-4EO	1/4"
VSTI-6EO	3/8"
VSTI-8EO	1/2"
VSTI-12EO	3/4"
VSTI-16EO	1"
VSTI-20EO	1.1/4"
VSTI-24EO	1.1/2"

Tech Sheet 10620

Metric

0291	Thread
VSTI-10M	M10 x 1
VSTI-12M	M12 x 1.5
VSTI-14M	M14 x 1.5
VSTI-16M	M16 x 1.5
VSTI-18M	M18 x 1.5
VSTI-20M	M20 x 1.5
VSTI-22M	M22 x 1.5
VSTI-26M	M26 x 1.5
VSTI-27M	M27 x 2
VSTI-33M	M33 x 2
VSTI-42M	M42 x 2
VSTI-48M	M48 x 2

Tech Sheet 10620

Blanking Plugs

L Series

0291	OD mm
VKA-6L	6
VKA-8L	8
VKA-10L	10
VKA-12L	12
VKA-15L	15
VKA-18L	18
VKA-22L	22
VKA-28L	28
VKA-35L	35
VKA-42L	42

Tech Sheet 10621

S Series

0291	OD mm
VKA-6S	6
VKA-8S	8
VKA-10S	10
VKA-12S	12
VKA-14S	14
VKA-16S	16
VKA-20S	20
VKA-25S	25
VKA-30S	30
VKA-38S	38

Tech Sheet 10621

Blanking Ends

L Series

0291	OD mm
ROV-6L	6
ROV-8L	8
ROV-10L	10
ROV-12L	12
ROV-15L	15
ROV-18L	18
ROV-22L	22
ROV-28L	28
ROV-35L	35
ROV-42L	42

Tech Sheet 10622

S Series

0291	OD mm
ROV-6S	6
ROV-8S	8
ROV-10S	10
ROV-12S	12
ROV-14S	14
ROV-16S	16
ROV-20S	20
ROV-25S	25
ROV-30S	30
ROV-38S	38

Tech Sheet 10622

316 STAINLESS STEEL DIN EN ISO 8434-1 TUBE FITTINGS (FORMERLY DIN 2353)

stainless steel

Stainless Steel 1.4571 Working Temperature: -60°C to +400°C (DIN 17 440, AD W 10)

Seal Working Temperature: -20°C to +200°C (FPM/Viton)

Nut

L Series

0291	OD mm
M-6L-FT	6
M-8L-FT	8
M-10L-FT	10
M-12L-FT	12
M-15L-FT	15
M-18L-FT	18
M-22L-FT	22
M-28L-FT	28
M-35L-FT	35
M-42L-FT	42
Tech Sheet 10623	

S Series

0291	OD mm
M-6S-FT	6
M-8S-FT	8
M-10S-FT	10
M-12S-FT	12
M-14S-FT	14
M-16S-FT	16
M-20S-FT	20
M-25S-FT	25
M-30S-FT	30
M-38S-FT	38
Tech Sheet 10623	

Compression Ring

- Hardened, nickel plated.

L Series

0291	OD mm
DPR-6L	6
DPR-8L	8
DPR-10L	10
DPR-12L	12
DPR-15L	15
DPR-18L	18
DPR-22L	22
DPR-28L	28
DPR-35L	35
DPR-42L	42
Tech Sheet 10624	

S Series

0291	OD mm
DPR-6S	6
DPR-8S	8
DPR-10S	10
DPR-12S	12
DPR-14S	14
DPR-16S	16
DPR-20S	20
DPR-25S	25
DPR-30S	30
DPR-38S	38
Tech Sheet 10624	

stainless steel

For **Stainless Steel Tubing** see page **1287**

METRIC STAINLESS STEEL COMPRESSION FITTINGS

stainless steel

FTPRO

Stainless steel AISI 316L compression fittings.

The perfect solution for multiple applications and connections. Can be connected to several rigid metallic tubes in complete safety (stainless steel, brass, aluminium and copper) and can also be connected to plastic tubes (polyurethane, polyamide and Teflon).

Main Advantages:

- Complete range of fittings, suitable for all corrosive fluids and environments
- Made completely of AISI 316L stainless steel
- Good mechanical strength
- Sealing is guaranteed on different types of tube
- No sealing elements (elastomeric)
- 4-12mm diameters

Applications:

- Farming
- Chemical, petrochemical and pharmaceutical
- Medical and science
- Inkjet and printing
- Pneumatic and fluid automation
- Food and beverages
- Inert gases
- Heavy-duty pneumatic automation and tools
- Automotive

Male Studs

BSPT

0676	OD mm	Thread
69480-4-1/8	4	1/8"
69480-6-1/8	6	1/8"
69480-6-1/4	6	1/4"
69480-8-1/8	8	1/8"
69480-8-1/4	8	1/4"
69480-8-3/8	8	3/8"
69480-10-1/4	10	1/4"
69480-10-3/8	10	3/8"
69480-12-3/8	12	3/8"
69480-12-1/2	12	1/2"
Tech Sheet 68741		

BSPP

0676	OD mm	Thread
69485-4-1/8	4	1/8"
69485-6-1/8	6	1/8"
69485-6-1/4	6	1/4"
69485-8-1/8	8	1/8"
69485-8-1/4	8	1/4"
69485-8-3/8	8	3/8"
69485-10-1/4	10	1/4"
69485-10-3/8	10	3/8"
69485-12-3/8	12	3/8"
69485-12-1/2	12	1/2"
Tech Sheet 68741		

Male Stud Elbows

BSPT

0676	OD mm	Thread
69280-4-1/8	4	1/8"
69280-6-1/8	6	1/8"
69280-6-1/4	6	1/4"
69280-8-1/8	8	1/8"
69280-8-1/4	8	1/4"
69280-8-3/8	8	3/8"
69280-10-1/4	10	1/4"
69280-10-3/8	10	3/8"
69280-12-3/8	12	3/8"
69280-12-1/2	12	1/2"
Tech Sheet 68741		

Equal Elbows

Tube x Tube

0676	OD mm
69260-4	4
69260-6	6
69260-8	8
69260-10	10
69260-12	12
Tech Sheet 68741	

Equal Tees

Tube x Tube

0676	OD mm
69200-4	4
69200-6	6
69200-8	8
69200-10	10
69200-12	12
Tech Sheet 68741	

Male Stud Branch Tees

BSPT

0676	OD mm	Thread
69220-4-1/8	4	1/8"
69220-6-1/8	6	1/8"
69220-6-1/4	6	1/4"
69220-8-1/8	8	1/8"
69220-8-1/4	8	1/4"
69220-8-3/8	8	3/8"
69220-10-1/4	10	1/4"
69220-10-3/8	10	3/8"
69220-12-3/8	12	3/8"
69220-12-1/2	12	1/2"
Tech Sheet 68741		

Straight Connectors

Tube x Tube

0676	OD mm
69460-4	4
69460-6	6
69460-8	8
69460-10	10
69460-12	12
Tech Sheet 68741	

Nuts

Tube

0676	OD mm	Thread
69680-4	4	M8 x 1
69680-6	6	M10 x 1
69680-8	8	M12 x 1
69680-10	10	M16 x 1.5
69680-12	12	M18 x 1.5
Tech Sheet 68741		

Olives

Tube

0676	OD mm
69740-4	4
69740-6	6
69740-8	8
69740-10	10
69740-12	12
Tech Sheet 68741	

NB: safe pressures and temperatures depend entirely on the tubes being used.
For this reason, the values must be determined in accordance with the tube features.

316 STAINLESS STEEL DIN EN ISO 8434-1 TUBE FITTINGS (FORMERLY DIN 2353)

stainless steel

Technical details of ISO 8434-1 24° Fittings
Cone sealing couplings with 24° Cone and O-ring - FPM

Stainless Steel 1.4571 Working Temperature: -60°C to +400°C (DIN 17 440, AD W 10)

Seal Working Temperature: -20°C to +200°C (FPM/Viton)

There are several advantages to using DKO couplings:
- They are simple to assemble with low torque requirements.
- There is a wide variety of couplings to choose from.
- They are also easy to combine with each other.
- Additionally, DKO couplings have a super low leakage rate thanks to the O-ring sealing.

Straight Swivel Unions - DKO

L Series

0291	OD mm	Thread
GV-DKOL-06	6	M12 x 1.5
GV-DKOL-08	8	M 4 x 1.5
GV-DKOL-10	10	M16 x 1.5
GV-DKOL-12	12	M18 x 1.5
GV-DKOL-15	15	M22 x 1.5
GV-DKOL-18	18	M26 x 1.5
GV-DKOL-22	22	M30 x 2
GV-DKOL-28	28	M36 x 2
GV-DKOL-35	35	M45 x 2
GV-DKOL-42	42	M52 x 2
Tech Sheet 71713		

S Series

0291	OD mm	Thread
GV-DKOS-06	6	M14 x 1.5
GV-DKOS-08	8	M16 x 1.5
GV-DKOS-10	10	M18 x 1.5
GV-DKOS-12	12	M20 x 1.5
GV-DKOS-14	14	M22 x 1.5
GV-DKOS-16	16	M24 x 1.5
GV-DKOS-20	20	M30 x 2
GV-DKOS-25	25	M36 x 2
GV-DKOS-30	30	M42 x 2
GV-DKOS-38	38	M52 x 2
Tech Sheet 71713		

Straight Swivel Reducers - DKO

L/L Series

0291	OD mm	OD mm
GVR-DKO-08L/06L	8	6
GVR-DKO-10L/06L	10	6
GVR-DKO-10L/08L	10	8
GVR-DKO-12L/06L	12	6
GVR-DKO-12L/08L	12	8
GVR-DKO-12L/10L	12	10
GVR-DKO-15L/08L	15	8
GVR-DKO-15L/10L	15	10
GVR-DKO-15L/12L	15	12
GVR-DKO-18L/10L	18	10
GVR-DKO-18L/12L	18	12
GVR-DKO-18L/15L	18	15
GVR-DKO-22L/12L	22	12
GVR-DKO-22L/15L	22	15
GVR-DKO-22L/18L	22	18
GVR-DKO-28L/15L	28	15
GVR-DKO-28L/18L	28	18
GVR-DKO-28L/22L	28	22
GVR-DKO-35L/18L	35	18
GVR-DKO-35L/22L	35	22
GVR-DKO-35L/28L	35	28
GVR-DKO-42L/22L	42	22
GVR-DKO-42L/28L	42	28
GVR-DKO-42L/35L	42	35
Tech Sheet 71714		

S/S Series

0291	OD mm	OD mm
GVR-DKO-08S/06S	8	6
GVR-DKO-10S/06S	10	6
GVR-DKO-10S/08S	10	8
GVR-DKO-12S/06S	12	6
GVR-DKO-12S/08S	12	8
GVR-DKO-12S/10S	12	10
GVR-DKO-16S/10S	16	10
GVR-DKO-16S/12S	16	12
GVR-DKO-16S/14S	16	14
GVR-DKO-20S/12S	20	12
GVR-DKO-20S/14S	20	14
GVR-DKO-20S/16S	20	16
GVR-DKO-25S/16S	25	16
GVR-DKO-25S/20S	25	20
GVR-DKO-30S/16S	30	16
GVR-DKO-30S/20S	30	20
GVR-DKO-30S/25S	30	25
GVR-DKO-38S/20S	38	20
GVR-DKO-38S/25S	38	25
GVR-DKO-38S/30S	38	30
Tech Sheet 71714		

L/S Series

0291	OD mm	OD mm
GVR-DKO-06L/06S	6	6
GVR-DKO-08L/06S	8	6
GVR-DKO-08L/08S	8	8
GVR-DKO-10L/10S	10	10
GVR-DKO-12L/10S	12	10
GVR-DKO-12L/12S	12	12
GVR-DKO-15L/12S	15	12
GVR-DKO-15L/14S	15	14
GVR-DKO-18L/16S	18	16
GVR-DKO-22L/20S	22	20
GVR-DKO-28L/25S	28	25
GVR-DKO-35L/30S	35	30
GVR-DKO-42L/38S	42	38
Tech Sheet 71715		

S/L Series

0291	OD mm	OD mm
GVR-DKO-10S/08L	10	8
GVR-DKO-12S/08L	12	8
GVR-DKO-12S/10L	12	10
GVR-DKO-16S/10L	16	10
GVR-DKO-16S/12L	16	12
GVR-DKO-16S/15L	16	15
GVR-DKO-20S/18L	20	18
GVR-DKO-25S/18L	25	18
GVR-DKO-25S/22L	25	22
GVR-DKO-30S/28L	30	28
GVR-DKO-38S/35L	38	35
Tech Sheet 71715		

316 STAINLESS STEEL DIN EN ISO 8434-1 TUBE FITTINGS (FORMERLY DIN 2353)

stainless steel

Stainless Steel 1.4571 Working Temperature: -60°C to +400°C (DIN 17 440, AD W 10)

Seal Working Temperature: -20°C to +200°C (FPM/Viton)

Adjustable Elbows - DKO

L Series, Metric, Female Thread

0291	OD mm	Thread
EW-DKOL-06	6	M12 x 1,5
EW-DKOL-08	8	M14 x 1,5
EW-DKOL-10	10	M16 x 1,5
EW-DKOL-12	12	M18 x 1,5
EW-DKOL-15	15	M22 x 1,5
EW-DKOL-18	18	M26 x 1,5
EW-DKOL-22	22	M30 x 2
EW-DKOL-28	28	M36 x 2
EW-DKOL-35	35	M45 x 2
EW-DKOL-42	42	M52 x 2
Tech Sheet 71716		

S Series, Metric, Female Thread

0291	OD mm	Thread
EW-DKOS-06	6	M14 x 1,5
EW-DKOS-08	8	M16 x 1,5
EW-DKOS-10	10	M18 x 1,5
EW-DKOS-12	12	M20 x 1,5
EW-DKOS-14	14	M22 x 1,5
EW-DKOS-16	16	M24 x 1,5
EW-DKOS-20	20	M30 x 2
EW-DKOS-25	25	M36 x 2
EW-DKOS-30	30	M42 x 2
EW-DKOS-38	38	M52 x 2
Tech Sheet 71716		

Adjustable Branch Tees - DKO



L Series, Metric, Female Thread

0291	OD mm	Thread
ET-DKOL-06	6	M12 x 1,5
ET-DKOL-08	8	M14 x 1,5
ET-DKOL-10	10	M16 x 1,5
ET-DKOL-12	12	M18 x 1,5
ET-DKOL-15	15	M22 x 1,5
ET-DKOL-18	18	M26 x 1,5
ET-DKOL-22	22	M30 x 2
ET-DKOL-28	28	M36 x 2
ET-DKOL-35	35	M45 x 2
ET-DKOL-42	42	M52 x 2
Tech Sheet 71717		

S Series, Metric, Female Thread

0291	OD mm	OD mm
ET-DKOS-06	6	M14 x 1,5
ET-DKOS-08	8	M16 x 1,5
ET-DKOS-10	10	M18 x 1,5
ET-DKOS-12	12	M20 x 1,5
ET-DKOS-14	14	M22 x 1,5
ET-DKOS-16	16	M24 x 1,5
ET-DKOS-20	20	M30 x 2
ET-DKOS-25	25	M36 x 2
ET-DKOS-30	30	M42 x 2
ET-DKOS-38	38	M52 x 2
Tech Sheet 71717		

Adjustable Run Tees - DKO

L Series, Metric, Female Thread

0291	OD mm	Thread
EL-DKOL-06	6	M12 x 1,5
EL-DKOL-08	8	M14 x 1,5
EL-DKOL-10	10	M16 x 1,5
EL-DKOL-12	12	M18 x 1,5
EL-DKOL-15	15	M22 x 1,5
EL-DKOL-18	18	M26 x 1,5
EL-DKOL-22	22	M30 x 2
EL-DKOL-28	28	M36 x 2
EL-DKOL-35	35	M45 x 2
EL-DKOL-42	42	M52 x 2
Tech Sheet 71718		

S Series, Metric, Female Thread

0291	OD mm	Thread
EL-DKOS-06	6	M14 x 1,5
EL-DKOS-08	8	M16 x 1,5
EL-DKOS-10	10	M18 x 1,5
EL-DKOS-12	12	M20 x 1,5
EL-DKOS-14	14	M22 x 1,5
EL-DKOS-16	16	M24 x 1,5
EL-DKOS-20	20	M30 x 2
EL-DKOS-25	25	M36 x 2
EL-DKOS-30	30	M42 x 2
EL-DKOS-38	38	M52 x 2
Tech Sheet 71718		

45° Adjustable Elbows

L Series, Metric, BSPP Female Thread with Viton O-Ring

0291	OD mm	Thread
EV-DKOL-06	6	M12 x 1.5
EV-DKOL-08	8	M14 x 1.5
EV-DKOL-10	10	M16 x 1.5
EV-DKOL-12	12	M18 x 1.5
EV-DKOL-15	15	M22 x 1.5
EV-DKOL-18	18	M26 x 1.5
EV-DKOL-22	22	M30 x 2
EV-DKOL-28	28	M36 x 2
EV-DKOL-35	35	M45 x 2
EV-DKOL-42	42	M52 x 2
Tech Sheet 67963		

316 STAINLESS STEEL DIN EN ISO 8434-1 TUBE FITTINGS (FORMERLY DIN 2353)

stainless steel

Reducing Couplings - DKO

Stainless Steel 1.4571 Working Temperature: -60°C to +400°C (DIN 17 440, AD W 10)

Seal Working Temperature: -20°C to +200°C (FPM/Viton)

L Series

0291	OD mm	OD mm
RED-DKOL-08/06	8	6
RED-DKOL-10/06	10	6
RED-DKOL-10/08	10	8
RED-DKOL-12/06	12	6
RED-DKOL-12/08	12	8
RED-DKOL-12/10	12	10
RED-DKOL-15/06	15	6
RED-DKOL-15/08	15	8
RED-DKOL-15/10	15	10
RED-DKOL-15/12	15	12
RED-DKOL-18/06	18	6
RED-DKOL-18/08	18	8
RED-DKOL-18/10	18	10
RED-DKOL-18/12	18	12
RED-DKOL-18/15	18	15
RED-DKOL-22/06	22	6
RED-DKOL-22/08	22	8
RED-DKOL-22/10	22	10
RED-DKOL-22/12	22	12
RED-DKOL-22/15	22	15
RED-DKOL-22/18	22	18
RED-DKOL-28/06	28	6
RED-DKOL-28/08	28	8
RED-DKOL-28/10	28	10
RED-DKOL-28/12	28	12
RED-DKOL-28/15	28	15
RED-DKOL-28/18	28	18
RED-DKOL-28/22	28	22
RED-DKOL-35/06	35	6
RED-DKOL-35/08	35	8
RED-DKOL-35/10	35	10
RED-DKOL-35/12	35	12
RED-DKOL-35/15	35	15
RED-DKOL-35/18	35	18
RED-DKOL-35/22	35	22
RED-DKOL-35/28	35	28
RED-DKOL-42/06	42	6
RED-DKOL-42/08	42	8
RED-DKOL-42/10	42	10
RED-DKOL-42/12	42	12
RED-DKOL-42/15	42	15
RED-DKOL-42/18	42	18
RED-DKOL-42/22	42	22
RED-DKOL-42/28	42	28
RED-DKOL-42/35	42	35

Tech Sheet 71719

S Series

0291	OD mm	OD mm
RED-DKOS-08/06	8	6
RED-DKOS-10/06	10	6
RED-DKOS-10/08	10	8
RED-DKOS-12/06	12	6
RED-DKOS-12/08	12	8
RED-DKOS-12/10	12	10
RED-DKOS-14/06	14	6
RED-DKOS-14/08	14	8
RED-DKOS-14/10	14	10
RED-DKOS-14/12	14	12
RED-DKOS-16/06	16	6
RED-DKOS-16/08	16	8
RED-DKOS-16/10	16	10
RED-DKOS-16/12	16	12
RED-DKOS-16/14	16	14
RED-DKOS-20/06	20	6
RED-DKOS-20/08	20	8
RED-DKOS-20/10	20	10
RED-DKOS-20/12	20	12
RED-DKOS-20/14	20	14
RED-DKOS-20/16	20	16
RED-DKOS-25/06	25	6
RED-DKOS-25/08	25	8
RED-DKOS-25/10	25	10
RED-DKOS-25/12	25	12
RED-DKOS-25/14	25	14
RED-DKOS-25/16	25	16
RED-DKOS-25/20	25	20
RED-DKOS-30/06	30	6
RED-DKOS-30/08	30	8
RED-DKOS-30/10	30	10
RED-DKOS-30/12	30	12
RED-DKOS-30/14	30	14
RED-DKOS-30/16	30	16
RED-DKOS-30/20	30	20
RED-DKOS-30/25	30	25
RED-DKOS-38/06	38	6
RED-DKOS-38/08	38	8
RED-DKOS-38/10	38	10
RED-DKOS-38/12	38	12
RED-DKOS-38/14	38	14
RED-DKOS-38/16	38	16
RED-DKOS-38/20	38	20
RED-DKOS-38/25	38	25
RED-DKOS-38/30	38	30

Tech Sheet 71720

Swivel Female - Male, Connectors - DKO

L Series

0291	OD mm	Thread BSPP
EGE-DKO-06L-2EO	6	1/8"
EGE-DKO-06L-4EO	6	1/4"
EGE-DKO-06L-6EO	6	3/8"
EGE-DKO-08L-2EO	8	1/8"
EGE-DKO-08L-4EO	8	1/4"
EGE-DKO-08L-6EO	8	3/8"
EGE-DKO-08L-8EO	8	1/2"
EGE-DKO-10L-2EO	10	1/8"
EGE-DKO-10L-4EO	10	1/4"
EGE-DKO-10L-6EO	10	3/8"
EGE-DKO-10L-8EO	10	1/2"
EGE-DKO-12L-2EO	12	1/8"
EGE-DKO-12L-4EO	12	1/4"
EGE-DKO-12L-6EO	12	3/8"
EGE-DKO-12L-8EO	12	1/2"
EGE-DKO-15L-6EO	15	3/8"
EGE-DKO-15L-8EO	15	1/2"
EGE-DKO-15L-12EO	15	3/4"
EGE-DKO-18L-6EO	18	3/8"
EGE-DKO-18L-8EO	18	1/2"
EGE-DKO-18L-12EO	18	3/4"
EGE-DKO-22L-8EO	22	1/2"
EGE-DKO-22L-12EO	22	3/4"
EGE-DKO-22L-16EO	22	1"
EGE-DKO-28L-12EO	28	3/4"
EGE-DKO-28L-16EO	28	1"
EGE-DKO-35L-20EO	35	1.1/4"
EGE-DKO-42L-20EO	42	1.1/4"
EGE-DKO-42L-24EO	42	1.1/2"

Tech Sheet 71721

S Series

0291	OD mm	Thread BSPP
EGE-DKO-06S-4EO	6	1/4"
EGE-DKO-08S-4EO	8	1/4"
EGE-DKO-08S-6EO	8	3/8"
EGE-DKO-10S-4EO	10	1/4"
EGE-DKO-10S-6EO	10	3/8"
EGE-DKO-10S-8EO	10	1/2"
EGE-DKO-12S-4EO	12	1/4"
EGE-DKO-12S-6EO	12	3/8"
EGE-DKO-12S-8EO	12	1/2"
EGE-DKO-14S-8EO	14	1/2"
EGE-DKO-16S-6EO	16	3/8"
EGE-DKO-16S-8EO	16	1/2"
EGE-DKO-16S-12EO	16	3/4"
EGE-DKO-20S-8EO	20	1/2"
EGE-DKO-20S-12EO	20	3/4"
EGE-DKO-20S-16EO	20	1"
EGE-DKO-25S-12EO	25	3/4"
EGE-DKO-25S-16EO	25	1"
EGE-DKO-30S-16EO	30	1"
EGE-DKO-30S-20EO	30	1.1/4"
EGE-DKO-38S-24EO	38	1.1/2"

Tech Sheet 71721

316 STAINLESS STEEL DIN EN ISO 8434-1 TUBE FITTINGS (FORMERLY DIN 2353)

stainless steel

Stainless Steel 1.4571 Working Temperature: -60°C to +400°C (DIN 17 440, AD W 10)
Seal Working Temperature: -20°C to +200°C (FPM/Viton)

Banjo Elbows

LL Series, BSPP, WDS, Standard

0291	OD mm	Thread BSPP
WHV-4LL-2EO-WDS	4	1/8"
WHV-6LL-2EO-WDS	6	1/8"
WHV-8LL-2EO-WDS	8	1/8"
Tech Sheet 71722		

L Series, BSPP, WDS, Standard

0291	OD mm	Thread BSPP
WHV-06L-2EO-WDS	6	1/8"
WHV-08L-4EO-WDS	8	1/4"
WHV-10L-4EO-WDS	10	1/4"
WHV-10L-6EO-WDS	10	3/8"
WHV-12L-4EO-WDS	12	1/4"
WHV-12L-6EO-WDS	12	3/8"
WHV-12L-8EO-WDS	12	1/2"
WHV-15L-8EO-WDS	15	1/2"
WHV-18L-8EO-WDS	18	1/2"
WHV-22L-12EO-WDS	22	3/4"
WHV-28L-16EO-WDS	28	1"
WHV-35L-20EO-WDS	35	1.1/4"
WHV-42L-24EO-WDS	42	1.1/2"
Tech Sheet 71722		

S Series, BSPP, WDS, Standard

0291	OD mm	Thread BSPP
WHV-06S-4EO-WDS	6	1/4"
WHV-08S-4EO-WDS	8	1/4"
WHV-10S-4EO-WDS	10	1/4"
WHV-10S-6EO-WDS	10	3/8"
WHV-12S-6EO-WDS	12	3/8"
WHV-14S-8EO-WDS	14	1/2"
WHV-16S-8EO-WDS	16	1/2"
WHV-20S-12EO-WDS	20	3/4"
WHV-25S-16EO-WDS	25	1"
WHV-30S-20EO-WDS	30	1.1/4"
WHV-38S-24EO-WDS	38	1.1/2"
Tech Sheet 71722		

Banjo Elbows

L Series, BSPP, Metal Sealing Ring

0291	OD mm	Thread
WHV-6L-2RG	6	1/8"
WHV-8L-4RG	8	1/4"
WHV-10L-4RG	10	1/4"
WHV-10L-6G	10	3/8"
WHV-12L-4RG	12	1/4"
WHV-12L-6RG	12	3/8"
WHV-12L-8RG	12	1/2"
WHV-15L-8RG	15	1/2"
WHV-18L-8RG	18	1/2"
WHV-22L-12RG	22	3/4"
WHV-28L-16RG	28	1"
WHV-35L-20RG	35	1.1/4"
WHV-42L-24RG	42	1.1/2"
Tech Sheet 20736		

S Series, BSPP, Metal Sealing Ring

0291	OD mm	Thread
WHV-6S-4RG	6	1/4"
WHV-8S-4RG	8	1/4"
WHV-10S-4RG	10	1/4"
WHV-10S-6G	10	3/8"
WHV-12S-6RG	12	3/8"
WHV-14S-8RG	14	1/2"
WHV-16S-8RG	16	1/2"
WHV-20S-12RG	20	3/4"
WHV-25S-16RG	25	1"
WHV-30S-20RG	30	1.1/4"
WHV-38S-24RG	38	1.1/2"
Tech Sheet 20736		

Banjo Tees

LL Series, BSPP, WDS, Standard

0291	OD mm	Thread BSPP
THV-4LL-2EO-WDS	4	1/8"
THV-6LL-2EO-WDS	6	1/8"
THV-8LL-2EO-WDS	8	1/8"
Tech Sheet 71723		

L Series, BSPP, WDS, Standard

0291	OD mm	Thread BSPP
THV-06L-2EO-WDS	6	1/8"
THV-08L-4EO-WDS	8	1/4"
THV-10L-4EO-WDS	10	1/4"
THV-12L-4EO-WDS	12	1/4"
THV-12L-6EO-WDS	12	3/8"
THV-15L-8EO-WDS	15	1/2"
THV-18L-8EO-WDS	18	1/2"
THV-22L-12EO-WDS	22	3/4"
THV-28L-16EO-WDS	28	1"
THV-35L-20EO-WDS	35	1.1/4"
THV-42L-24EO-WDS	42	1.1/2"
Tech Sheet 71723		

S Series, BSPP, WDS, Standard

0291	OD mm	Thread BSPP
THV-06S-4EO-WDS	6	1/4"
THV-08S-4EO-WDS	8	1/4"
THV-10S-4EO-WDS	10	1/4"
THV-10S-6EO-WDS	10	3/8"
THV-12S-6EO-WDS	12	3/8"
THV-14S-8EO-WDS	14	1/2"
THV-16S-8EO-WDS	16	1/2"
THV-20S-12EO-WDS	20	3/4"
THV-25S-16EO-WDS	25	1"
THV-30S-20EO-WDS	30	1.1/4"
THV-38S-24EO-WDS	38	1.1/2"
Tech Sheet 71723		

STAINLESS STEEL COMPONENT PARTS

stainless steel

Seals

Banjo Couplings

0291	Thread
DKR-2RG	1/8"
DKR-4RG	1/4"
DKR-6RG	3/8"
DKR-8RG	1/2"
DKR-12RG	3/4"
DKR-16RG	1"
DKR-20RG	1.1/4"
DKR-24RG	1.1/2"

Gauge Couplings

0291	Thread
DKRI-4RG	1/4"
DKRI-8RG	1/2"

Viton

0291	Thread
WD-10X1	M10 x 1 (1/8")
WD-12X1.5	M12 x 1.5
WD-14X1.5	M14 x 1.5 (1/4")
WD-16X1.5	M16 x 1.5
WD-3/8	3/8"
WD-18X1.5	M18 x 1.5
WD-20X1.5	M20 x 1.5
WD-1/2	1/2"
WD-26X1.5	M26 x 1.5 (3/4")
WD-22X1.5	M22 x 1.5
WD-27X2	M27 x 2 (3/4")
WD-33X2	M33 x 2 (1")
WD-42X2	M42 x 2 (1.1/4")
WD-48X2	M48 x 2 (1.1/2")

One-Bite Cutting Rings - SPH Finish

LL Series Sealing Ring with SPH Finish

0291	OD mm
SR-LL-04/1 K-SPH	4
SR-LL-06/1 K-SPH	6
SR-LL-08/1 K-SPH	8
Tech Sheet 71724	

Double-Bite Cutting Rings - SPH Finish

L Series Sealing Ring with SPH Finish

0291	OD mm
SR-L-06/2 K-SPH	6
SR-L-08/2 K-SPH	8
SR-L-10/2 K-SPH	10
SR-L-12/2 K-SPH	12
SR-L-15/2 K-SPH	15
SR-L-18/2 K-SPH	18
SR-L-22/2 K-SPH	22
SR-L-28/2 K-SPH	28
SR-L-35/2 K-SPH	35
SR-L-42/2 K-SPH	42
Tech Sheet 71724	

S Series Sealing Ring with SPH Finish

0291	OD mm
SR-S-06/2 K-SPH	6
SR-S-08/2 K-SPH	8
SR-S-10/2 K-SPH	10
SR-S-12/2 K-SPH	12
SR-S-16/2 K-SPH	16
SR-S-20/2 K-SPH	20
SR-S-25/2 K-SPH	25
SR-S-30/2 K-SPH	30
SR-S-38/2 K-SPH	38
Tech Sheet 71724	

Soft Sealed Cutting Ring

L Series Sealing Ring with Viton Seal

0291	OD mm
ES4-L-06-WD	6
ES4-L-08-WD	8
ES4-L-10-WD	10
ES4-L-12-WD	12
ES4-L-15-WD	15
ES4-L-18-WD	18
ES4-L-22-WD	22
ES4-L-28-WD	28
ES4-L-35-WD	35
ES4-L-42-WD	42
Tech Sheet 67964	

S Series Sealing Ring with Viton Seal

0291	OD mm
ES4-S-06-WD	6
ES4-S-08-WD	8
ES4-S-10-WD	10
ES4-S-12-WD	12
ES4-S-14-WD	14
ES4-S-16-WD	16
ES4-S-20-WD	20
ES4-S-25-WD	25
ES4-S-30-WD	30
ES4-S-38-WD	38
Tech Sheet 67964	

Silver Plated Stainless Steel Nuts (AGP)

There is a high risk for cold welding (gripping) at the threads without silver-coating.

Together with ABF-grease easy assembly due to reduction in tightening torque by up to 70%.

Reduced torsion load to the coupling body.

Applications: Marine industry.

Light-duty

0294	Thread	OD mm
M18L-1.4571AGP	M26 x 1.5	18
M22L-1.4571AGP	M30 x 2	22
M28L-1.4571AGP	M36 x 2	28
M35L-1.4571AGP	M45 x 2	35

Heavy-duty

0294	Thread	OD mm
M20S-1.4571AGP	M30 x 2	20
M25S-1.4571AGP	M36 x 2	25
M30S-1.4571AGP	M42 x 2	30
M38S-1.4571AGP	M52 x 2	38

ABF Anti Bloc Grease

Special grease for the installation of stainless couplings, material 1.4571.

Applications: Marine industry.

To avoid gripping and reduce the coefficient of friction

1000g Can

0294	Grams
ANTI-BLOC 1KG	1000

100g Tube

0294	Grams
ANTI-BLOC 100G	100

INTRODUCING TWIN FERRULE TUBE COMPRESSION FITTINGS

stainless steel

PANAM

Panam Instrumentation tube fittings provide a zero leak proof seal which will withstand high pressure, impulse, vibration and temperature. These features offer high safety and maintenance free smooth working. Each component is precision machined to the most accurate tolerance; maintain TQM practices throughout manufacturing process.

The fittings are manufactured in accordance with ISO9001 quality standards and CE marking requirements with complete traceability records available upon request.

Available in 316 SS, Brass, CS, Monel materials in a variety of end connections. Straight fittings are machined from bar stock and shaped bodies are machined from forgings.

The fittings are used on instrumentation process control systems, analysers and environmental equipment in oil and gas, Petro-chemical, Power generation, Pulp and Paper industry and many more.

Functions

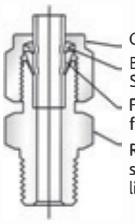

Compression nut Threads are silver plated which prevents galling.

Back Ferrule locks together the fittings and tube forms a primary Seal which absorbs the pressure pulses and vibration.

Front Ferrule Forms a secondary seal which connects tube and fitting and guarantees a bubble tight Zero Leak Sealing.

Rugged body construction, high precision machined surface and standardised tolerances provides maximum trouble free service life in severe working conditions.

The above illustrates sealing action of a Tube Fitting assembly which takes place after the assembly is fully tightened

Assembly Instructions

SIZE M6 thru M25 (6mm-25mm)

1-1/4 Turns from Finger Tight

SIZE M3 thru M4 (3mm-4mm)

Only 3/4 Turn from Finger Tight is necessary to seal and will result in additional remakes of the fitting

1 Insert the tubing in to the Tube Fitting until it comes up to the tube stop.

2 Ensure that the nut is finger tight and tighten the nut 1-1/4 turns as shown in figure.

3 For 1/8" and 3/16 Fittings only 3/4 turns as shown in Fig-3.

Identification of Twin Ferrule Fittings

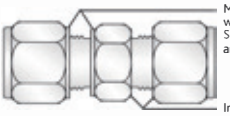

The Metric size of the Fittings have extra stepped shoulder on the body and nut to distinguish them from imperial size.

All Dimensions are in mm unless otherwise stated. Dimensions are for reference only, subject to change.

Material Standards

Material	Bar Stock a	Forging b	Tubing
316 Stainless Steel	ASTM A276 ASME SA479	ASTM A182 ASME SA182	ASME-SA-213 / ASTM-A-213/ ASTM-A-249 / ASTM-A-269 / MIL T-88504 / MIL T-8506
Brass	ASTRM B16	ASTM B283	ASTM-B75 / ASME-SB75 (TEMPER "O")
Alloy 400	ASTM B164 ASMESB164	ASTM B564 ASME SB564	
Alloy 600	ASTM B166 ASME SB166	ASTM B564 ASME SB564	ASTM-B-163
Alloy C-276	ASTM B574	ASTM SB564	ASTM-B-622 / ASTM-B-626
Carbon Steel	ASTM A108		SAE J524b / SAE J525b / ASTM-A-179
PTFE	ASTM D1710	ASTM D3293	

A includes straight configuration **B** includes all elbows, crosses and tees

Stress Values based on ASME B31.3 Code for Process Piping

Material	Allowable Stress Value Psig	Allowable Stress Value bar	Design Factor	Ultimate Tensile Strength Psig	Ultimate Tensile Strength bar
316SS	20000	1378	3.75:1	75000	5170
Brass	10000	689	4:1	40000	2760
Steel	20000	1378	3:1	60000	4140

Pipe End Pressure Ratings

Calculations based on ASME B31.3 code for Process Piping

NPT/ISO Pipe Size Inches	316 SS and Carbon Steel Male Psig	316 SS and Carbon Steel Male bar	316 SS and Carbon Steel Female Psig	316 SS and Carbon Steel Female bar	Brass Male Psig	Brass Male bar	Brass Female Psig	Brass Female bar
1/16	11000	760	6700	460	5500	380	3300	230
1/8	10000	690	6500	440	5000	340	3200	220
1/4	8000	550	6600	450	4000	270	3300	220
S3/8	7800	540	5300	360	3900	270	2600	180
1/2	7700	530	4900	330	3800	260	2400	160
3/4	7300	500	4600	320	3600	250	2300	160
1	5300	370	4400	300	2600	180	2200	150
1.1/4	6000	410	5000	350	3000	200	2500	170
1.1/2	5000	340	4600	310	2500	170	2300	150
2	3900	270	3900	270	1900	130	1900	130

To determine working pressure ratings in accordance with ASME B31.1 Power Piping For 316 stainless steel, multiply psig by 0.94; for carbon steel multiply psig by 0.75; Brass ratings remain the same. To determine working pressure kPa multiply psig by 6.89

SAE Pressure Ratings

Pressure Ratings are from SAE J1926/3

SAE/MS Thread Size	316 SS and Carbon Steel (Nonpositionable) Psig	316 SS and Carbon Steel (Nonpositionable) bar	316 SS and Carbon Steel (Positionable) Psig	316 SS and Carbon Steel (Positionable) bar
5/16-24	4568	315	4568	315
7/16-20				
1/2-20				
9/16-18			3626	250
3/4-16				
7/8-14	3626	250	2900	200
1.1/16-12				
1.3/16-12	2900	200	2320	160
1.5/16-12				
1.5/8-12	2320	160	1813	125
1.7/8-12				
1.1/2-12	1813	125	1450	100

316 STAINLESS STEEL TWIN FERRULE IMPERIAL TUBE FITTINGS

stainless steel

PANAM

Male Connectors

Male Thread, NPT

0292	OD	Thread
MC-125-125N	1/8"	1/8"
MC-125-250N	1/8"	1/4"
MC-125-375N	1/8"	3/8"
MC-125-500N	1/8"	1/2"
MC-187-125N	3/16"	1/8"
MC-187-250N	3/16"	1/4"
MC-250-125N	1/4"	1/8"
MC-250-250N	1/4"	1/4"
MC-250-375N	1/4"	3/8"
MC-250-500N	1/4"	1/2"
MC-250-750N	1/4"	3/4"
MC-312-125N	5/16"	1/8"
MC-312-250N	5/16"	1/4"
MC-312-375N	5/16"	3/8"
MC-312-500N	5/16"	1/2"
MC-375-125N	5/16"	1/8"
MC-375-250N	3/8"	1/4"
MC-375-375N	3/8"	3/8"
MC-375-500N	3/8"	1/2"
MC-375-750N	3/8"	3/4"
MC-500-125N	1/2"	1/8"
MC-500-250N	1/2"	1/4"
MC-500-375N	1/2"	3/8"
MC-500-500N	1/2"	1/2"
MC-500-750N	1/2"	3/4"
MC-500-1000N	1/2"	1"
MC-625-375N	5/8"	3/8"
MC-625-500N	5/8"	1/2"
MC-625-750N	5/8"	3/4"
MC-750-500N	3/4"	1/2"
MC-750-750N	3/4"	3/4"
MC-750-1000N	3/4"	1"
MC-875-750N	7/8"	3/4"
MC-875-1000N	7/8"	1"
MC-1000-500N	1"	1/2"
MC-1000-750N	1"	3/4"
MC-1000-1000N	1"	1"
Tech Sheet 20234		

Male Thread, BSPT

0292	OD	Thread
MC-125-125RT	1/8"	1/8"
MC-125-250RT	1/8"	1/4"
MC-250-125RT	1/4"	1/8"
MC-250-250RT	1/4"	1/4"
MC-250-375RT	1/4"	3/8"
MC-250-500RT	1/4"	1/2"
MC-312-125RT	5/16"	1/8"
MC-312-250RT	5/16"	1/4"
MC-375-125RT	3/8"	1/8"
MC-375-250RT	3/8"	1/4"
MC-375-375RT	3/8"	3/8"
MC-375-500RT	3/8"	1/2"
MC-500-250RT	1/2"	1/4"
MC-500-375RT	1/2"	3/8"
MC-500-500RT	1/2"	1/2"
MC-500-750RT	1/2"	3/4"
MC-750-750RT	3/4"	3/4"
MC-1000-1000RT	1"	1"
Tech Sheet 20233		

Male Thread, SAE/MS

0292	OD	Thread
MC-125-312SE	1/8"	5/16"-24
MC-125-562SE	1/8"	9/16"-18
MC-250-437SE	1/4"	7/16"-20
MC-250-750SE	1/4"	3/4"-16
MC-250-875SE	1/4"	7/8"-14
MC-312-500SE	5/16"	1/2"-20
MC-375-437SE	3/8"	7/16"-20
MC-375-562SE	3/8"	9/16"-18
MC-375-750SE	3/8"	3/4"-16
MC-375-875SE	3/8"	7/8"-14
MC-500-562SE	1/2"	9/16"-18
MC-500-750SE	1/2"	3/4"-16
MC-500-875SE	1/2"	7/8"-14
MC-500-1062SE	1/2"	1.1/16"-12
MC-625-750SE	5/8"	3/4"-16
MC-625-875SE	5/8"	7/8"-14
MC-750-750SE	3/4"	3/4"-16
MC-750-1062SE	3/4"	1.1/16"-12
MC-875-1187SE	7/8"	1.3/16"-12
MC-1000-1062SE	1"	1.1/16"-12
MC-1000-1312SE	1"	1.5/16"-12
Tech Sheet 20807		

Male Thread, SAE/MS (Long)

0292	OD	Thread
LMC-250-437SE	1/4"	7/16"-20
LMC-312-500SE	5/16"	1/2"-20
LMC-375-562SE	3/8"	9/16"-18
LMC-500-750SE	1/2"	3/4"-16
LMC-625-875SE	5/8"	7/8"-14
LMC-750-1062SE	3/4"	1.1/16"-12
LMC-875-1187SE	7/8"	1.3/16"-12
LMC-1000-1312SE	1"	1.5/16"-12
Tech Sheet 20808		

Male Thread, SAE/MS (Captive Seal)

0292	OD	Thread
OMC-125-312SE	1/8"	5/16"-24
OMC-187-375SE	3/16"	3/8"-24
OMC-250-437SE	1/4"	7/16"-20
OMC-312-500SE	5/16"	1/2"-20
OMC-375-562SE	3/8"	9/16"-18
OMC-500-750SE	1/2"	3/4"-16
OMC-750-1062SE	3/4"	1.1/16"-12
OMC-1000-1312SE	1"	1.5/16"-12
Tech Sheet 20809		

Male Thread, BSPP (Captive Seal)

0292	OD	Thread
OMC-250-250EO	1/4"	1/4"
OMC-250-500EO	1/4"	1/2"
OMC-375-375EO	3/8"	3/8"
OMC-500-250EO	1/2"	1/4"
OMC-500-375EO	1/2"	3/8"
OMC-500-500EO	1/2"	1/2"
OMC-750-750EO	3/4"	3/4"
Tech Sheet 20809		

316 STAINLESS STEEL TWIN FERRULE IMPERIAL TUBE FITTINGS

stainless steel

PANAM

Male Connectors

Stainless steel washer with a Viton inner ring.

Male Thread-RS, BSPP

0292	OD	Thread
MC-125-125RS	1/8"	1/8"
MC-125-250RS	1/8"	1/4"
MC-125-375RS	1/8"	3/8"
MC-250-125RS	1/4"	1/8"
MC-250-250RS	1/4"	1/4"
MC-250-375RS	1/4"	3/8"
MC-250-500RS	1/4"	1/2"
MC-375-250RS	3/8"	1/4"
MC-375-375RS	3/8"	3/8"
MC-375-500RS	3/8"	1/2"
MC-500-250RS	1/2"	1/4"
MC-500-375RS	1/2"	3/8"
MC-500-500RS	1/2"	1/2"
MC-750-500RS	3/4"	1/2"
MC-750-750RS	3/4"	3/4"
MC-1000-500RS	1"	1/2"
MC-1000-1000RS	1"	1"
Tech Sheet 20810		

Female Connectors

Female Thread, NPT

0292	OD	Thread
FC-125-125N	1/8"	1/8"
FC-125-250N	1/8"	1/4"
FC-187-125N	3/16"	1/8"
FC-250-125N	1/4"	1/8"
FC-250-250N	1/4"	1/4"
FC-250-375N	1/4"	3/8"
FC-250-500N	1/4"	1/2"
FC-312-125N	5/16"	1/8"
FC-312-250N	5/16"	1/4"
FC-312-375N	5/16"	3/8"
FC-375-125N	3/8"	1/8"
FC-375-250N	3/8"	1/4"
FC-375-375N	3/8"	3/8"
FC-375-500N	3/8"	1/2"
FC-375-750N	3/8"	3/4"
FC-500-250N	1/2"	1/4"
FC-500-375N	1/2"	3/8"
FC-500-500N	1/2"	1/2"
FC-500-750N	1/2"	3/4"
FC-625-375N	5/8"	3/8"
FC-625-500N	5/8"	1/2"
FC-625-750N	5/8"	3/4"
FC-750-500N	3/4"	1/2"
FC-750-750N	3/4"	3/4"
FC-875-750N	7/8"	3/4"
FC-1000-750N	1"	3/4"
FC-1000-1000N	1"	1"
Tech Sheet 20235		

Female Thread, BSPT

0292	OD	Thread
FC-250-125RT	1/4"	1/8"
FC-250-250RT	1/4"	1/4"
FC-250-375RT	1/4"	3/8"
FC-250-500RT	1/4"	1/2"
FC-375-250RT	3/8"	1/4"
FC-375-375RT	3/8"	3/8"
FC-375-500RT	3/8"	1/2"
FC-500-250RT	1/2"	1/4"
FC-500-375RT	1/2"	3/8"
FC-500-500RT	1/2"	1/2"
Tech Sheet 20237		

Female Thread, BSPP

0292	OD	Thread
FC-250-250RG	1/4"	1/4"
FC-250-375RG	1/4"	3/8"
FC-250-500RG	1/4"	1/2"
FC-312-250RG	5/16"	1/4"
FC-312-500RG	5/16"	1/2"
FC-375-250RG	3/8"	1/4"
FC-375-375RG	3/8"	3/8"
FC-375-500RG	3/8"	1/2"
FC-500-375RG	1/2"	3/8"
FC-500-500RG	1/2"	1/2"
Tech Sheet 20236		

Bulkhead Male Connectors

Male Thread, NPT

0292	OD	Thread
BMC-125-125N	1/8"	1/8"
BMC-187-125N	3/16"	1/8"
BMC-250-125N	1/4"	1/8"
BMC-250-250N	1/4"	1/4"
BMC-250-375N	1/4"	3/8"
BMC-250-500N	1/4"	1/2"
BMC-312-125N	5/16"	1/8"
BMC-312-250N	5/16"	1/4"
BMC-375-125N	3/8"	1/8"
BMC-375-250N	3/8"	1/4"
BMC-375-375N	3/8"	3/8"
BMC-500-250N	1/2"	1/4"
BMC-500-375N	1/2"	3/8"
BMC-500-500N	1/2"	1/2"
BMC-500-750N	1/2"	3/4"
BMC-625-375N	5/8"	3/8"
BMC-625-500N	5/8"	1/2"
BMC-750-500N	3/4"	1/2"
BMC-750-750N	3/4"	3/4"
BMC-875-750N	7/8"	3/4"
BMC-1000-750N	1"	3/4"
Tech Sheet 20814		

Bulkhead Female Connectors



Female Thread, NPT

0292	OD	Thread
BFC-125-125N	1/8"	1/8"
BFC-187-125N	3/16"	1/8"
BFC-250-125N	1/4"	1/8"
BFC-250-250N	1/4"	1/4"
BFC-312-125N	5/16"	1/8"
BFC-375-250N	3/8"	1/4"
BFC-500-375N	1/2"	3/8"
BFC-500-500N	1/2"	1/2"
BFC-625-500N	5/8"	1/2"
BFC-750-750N	3/4"	3/4"
BFC-875-750N	7/8"	3/4"
BFC-1000-1000N	1"	1"
Tech Sheet 20815		

316 STAINLESS STEEL TWIN FERRULE IMPERIAL TUBE FITTINGS

stainless steel

PANAM

Unions

Tube x Tube

0292	OD
U-125	1/8″
U-187	3/16″
U-250	1/4″
U-312	5/16″
U-375	3/8″
U-500	1/2″
U-625	5/8″
U-750	3/4″
U-875	7/8″
U-1000	1″
Tech Sheet 20297	

Metric Tube x Imperial Tube

0292	OD mm	OD
U-3-125	3	1/8″
U-4-125	4	1/8″
U-4-250	4	1/4″
U-6-125	6	1/8″
U-6-250	6	1/4″
U-6-312	6	5/16″
U-8-250	8	1/4″
U-8-375	8	3/8″
U-10-125	10	1/8″
U-10-250	10	1/4″
U-10-312	10	5/16″
U-10-375	10	3/8″
U-12-312	12	5/16″
U-12-375	12	3/8″
U-12-500	12	1/2″
U-15-500	15	1/2″
U-18-750	18	3/4″
U-20-500	20	1/2″
U-20-1000	20	1″
U-25-1000	25	1″
Tech Sheet 20817		

Reducing Unions

Tube x Tube

0292	OD	OD
RU-187-125	3/16″	1/8″
RU-250-125	1/4″	1/8″
RU-250-187	1/4″	3/16″
RU-312-125	5/16″	1/8″
RU-312-250	5/16″	1/4″
RU-375-125	3/8″	1/8″
RU-375-250	3/8″	1/4″
RU-375-312	3/8″	5/16″
RU-500-125	1/2″	1/8″
RU-500-250	1/2″	1/4″
RU-500-375	1/2″	3/8″
RU-625-375	5/8″	3/8″
RU-625-500	5/8″	1/2″
RU-750-250	3/4″	1/4″
RU-750-375	3/4″	3/8″
RU-750-500	3/4″	1/2″
RU-750-625	3/4″	5/8″
RU-1000-500	1″	1/2″
RU-1000-750	1″	3/4″
Tech Sheet 20298		

Bulkhead Unions



Tube x Tube

0292	OD
BU-125	1/8″
BU-187	3/16″
BU-250	1/4″
BU-312	5/16″
BU-375	3/8″
BU-500	1/2″
BU-625	5/8″
BU-750	3/4″
BU-1000	1″
Tech Sheet 20238	

Male Branch Tees

Male Thread, NPT

0292	OD	Thread
MBT-125-125N	1/8″	1/8″
MBT-125-250N	1/8″	1/4″
MBT-187-125N	3/16″	1/8″
MBT-250-125N	1/4″	1/8″
MBT-250-250N	1/4″	1/4″
MBT-312-125N	5/16″	1/8″
MBT-375-250N	3/8″	1/4″
MBT-375-375N	3/8″	3/8″
MBT-500-375N	1/2″	3/8″
MBT-500-500N	1/2″	1/2″
MBT-625-500N	5/8″	1/2″
MBT-750-750N	3/4″	3/4″
Tech Sheet 20240		

Male Positionable Branch Tees

Male Thread, SAE/MS

0292	OD	Thread
MBTP-250-437SE	1/4″	7/16″-20
MBTP-375-562SE	3/8″	9/16″-18
MBTP-500-750SE	1/2″	3/4″-16
MBTP-750-1062SE	3/4″	1.1/16″-12
MBTP-1000-1312SE	1″	1.5/16″-12
Tech Sheet 20821		

Male Thread, BSPP

0292	OD	Thread
MBTP-250-125PR	1/4″	1/8″
MBTP-250-250PR	1/4″	1/4″
MBTP-375-250PR	3/8″	1/4″
MBTP-500-375PR	1/2″	3/8″
MBTP-500-500PR	1/2″	1/2″
MBTP-625-500PR	5/8″	1/2″
MBTP-750-500PR	3/4″	1/2″
MBTP-750-750PR	3/4″	3/4″
MBTP-1000-1000PR	1″	1″
Tech Sheet 20822		

Male Run Tees

Male Thread, NPT

0292	OD	Thread
MRT-125-125N	1/8″	1/8″
MRT-125-250N	1/8″	1/4″
MRT-187-125N	3/16″	1/8″
MRT-250-125N	1/4″	1/8″
MRT-250-250N	1/4″	1/4″
MRT-312-125N	5/16″	1/8″
MRT-375-250N	3/8″	1/4″
MRT-375-375N	3/8″	3/8″
MRT-500-375N	1/2″	3/8″
MRT-500-500N	1/2″	1/2″
MRT-625-500N	5/8″	1/2″
MRT-750-750N	3/4″	3/4″
Tech Sheet 20299		

316 STAINLESS STEEL TWIN FERRULE IMPERIAL TUBE FITTINGS

stainless steel

PANAM

Male Positionable Run Tees

Male Thread, SAE/MS

0292	OD	Thread
MRTP-250-437SE	1/4"	7/16"-20
MRTP-375-562SE	3/8"	9/16"-18
MRTP-500-750SE	1/2"	3/4"-16
MRTP-750-1062SE	3/4"	1.1/16"-12
MRTP-1000-1312SE	1"	1.5/16"-12
Tech Sheet 20824		

Male Thread, BSPP

0292	OD	Thread
MRTP-250-125PR	1/4"	1/8"
MRTP-250-250PR	1/4"	1/4"
MRTP-375-250PR	3/8"	1/4"
MRTP-500-375PR	1/2"	3/8"
MRTP-500-500PR	1/2"	1/2"
MRTP-625-500PR	5/8"	1/2"
MRTP-750-500PR	3/4"	1/2"
MRTP-750-750PR	3/4"	3/4"
MRTP-1000-1000PR	1"	1"
Tech Sheet 20825		

Female Branch Tees

Female Thread, NPT

0292	OD	Thread
FBT-125-125N	1/8"	1/8"
FBT-250-125N	1/4"	1/8"
FBT-250-250N	1/4"	1/4"
FBT-375-250N	3/8"	1/4"
FBT-375-375N	3/8"	3/8"
FBT-375-500N	3/8"	1/2"
FBT-500-250N	1/2"	1/4"
FBT-500-375N	1/2"	3/8"
FBT-500-500N	1/2"	1/2"
FBT-625-500N	5/8"	1/2"
FBT-750-750N	3/4"	3/4"
FBT-1000-750N	1"	3/4"
FBT-1000-1000N	1"	1"
Tech Sheet 20826		

Female Run Tees

Female Thread, NPT

0292	OD	Thread
FRT-125-125N	1/8"	1/8"
FRT-250-125N	1/4"	1/8"
FRT-250-250N	1/4"	1/4"
FRT-375-250N	3/8"	1/4"
FRT-500-375N	1/2"	3/8"
FRT-500-500N	1/2"	1/2"
FRT-750-750N	3/4"	3/4"
FRT-1000-750N	1"	3/4"
FRT-1000-1000N	1"	1"
Tech Sheet 20239		

Male Elbows

Male Thread, NPT

0292	OD	Thread
ME-125-125N	1/8"	1/8"
ME-125-250N	1/8"	1/4"
ME-187-125N	3/16"	1/8"
ME-187-250N	3/16"	1/4"
ME-250-125N	1/4"	1/8"
ME-250-250N	1/4"	1/4"
ME-250-375N	1/4"	3/8"
ME-250-500N	1/4"	1/2"
ME-312-125N	5/16"	1/8"
ME-312-250N	5/16"	1/4"
ME-312-375N	5/16"	3/8"
ME-375-125N	3/8"	1/8"
ME-375-250N	3/8"	1/4"
ME-375-375N	3/8"	3/8"
ME-375-500N	3/8"	1/2"
ME-375-750N	3/8"	3/4"
ME-500-250N	1/2"	1/4"
ME-500-375N	1/2"	3/8"
ME-500-500N	1/2"	1/2"
ME-500-750N	1/2"	3/4"
ME-625-375N	5/8"	3/8"
ME-625-500N	5/8"	1/2"
ME-625-750N	5/8"	3/4"
ME-750-500N	3/4"	1/2"
ME-750-750N	3/4"	3/4"
ME-875-750N	7/8"	3/4"
ME-1000-750N	1"	3/4"
ME-1000-1000N	1"	1"
Tech Sheet 20295		

Male Thread, BSPT

0292	OD	Thread
ME-250-125RT	1/4"	1/8"
ME-250-250RT	1/4"	1/4"
ME-250-375RT	1/4"	3/8"
ME-250-500RT	1/4"	1/2"
ME-312-250RT	5/16"	1/4"
ME-375-250RT	3/8"	1/4"
ME-375-375RT	3/8"	3/8"
Tech Sheet 20294		

Female Elbows

Female Thread, NPT

0292	OD	Thread
FE-125-125N	1/8"	1/8"
FE-125-250N	1/8"	1/4"
FE-187-125N	3/16"	1/8"
FE-250-125N	1/4"	1/8"
FE-250-250N	1/4"	1/4"
FE-250-375N	1/4"	3/8"
FE-250-500N	1/4"	1/2"
FE-312-125N	5/16"	1/8"
FE-312-250N	5/16"	1/4"
FE-375-125N	3/8"	1/8"
FE-375-250N	3/8"	1/4"
FE-375-375N	3/8"	3/8"
FE-375-500N	3/8"	1/2"
FE-500-250N	1/2"	1/4"
FE-500-375N	1/2"	3/8"
FE-500-500N	1/2"	1/2"
FE-625-375N	5/8"	3/8"
FE-625-500N	5/8"	1/2"
FE-750-500N	3/4"	1/2"
FE-750-750N	3/4"	3/4"
FE-875-750N	7/8"	3/4"
FE-1000-750N	1"	3/4"
FE-1000-1000N	1"	1"
Tech Sheet 20296		

Positionable Elbows

Male Thread, SAE/MS

0292	OD	Thread
MEP-250-437SE	1/4"	7/16"-20
MEP-250-562SE	1/4"	9/16"-18
MEP-312-500SE	5/16"	1/2"-20
MEP-375-562SE	3/8"	9/16"-18
MEP-375-750SE	3/8"	3/4"-16
MEP-500-750SE	1/2"	3/4"-16
MEP-625-875SE	5/8"	7/8"-14
MEP-750-1062SE	3/4"	1.1/16"-12
MEP-875-1187SE	7/8"	1.3/16"-12
MEP-1000-1312SE	1"	1.5/16"-12
Tech Sheet 20831		

Male Thread, BSPP

0292	OD	Thread
MEP-250-125PR	1/4"	1/8"
MEP-250-250PR	1/4"	1/4"
MEP-375-250PR	3/8"	1/4"
MEP-375-375PR	3/8"	3/8"
MEP-500-250PR	1/2"	1/4"
MEP-500-375PR	1/2"	3/8"
MEP-500-500PR	1/2"	1/2"
MEP-625-500PR	5/8"	1/2"
MEP-750-500PR	3/4"	1/2"
MEP-750-750PR	3/4"	3/4"
MEP-1000-750PR	1"	3/4"
MEP-1000-1000PR	1"	1"
Tech Sheet 20832		

316 STAINLESS STEEL TWIN FERRULE IMPERIAL TUBE FITTINGS

stainless steel

PANAM

Bulkhead Reducing Unions

Tube x Tube

0292	OD	OD
RBU-250-125	1/4″	1/8″
RBU-375-250	3/8″	1/4″
RBU-500-250	1/2″	1/4″

Tech Sheet 20833

Union Elbows

Tube x Tube

0292	OD
UE-125	1/8″
UE-187	3/16″
UE-250	1/4″
UE-312	5/16″
UE-375	3/8″
UE-500	1/2″
UE-625	5/8″
UE-750	3/4″
UE-875	7/8″
UE-1000	1″

Tech Sheet 20289

Reducing Union Elbows

Tube x Tube

0292	OD	OD
RUE-187-125	3/16″	1/8″
RUE-250-125	1/4″	1/8″
RUE-312-125	5/16″	1/8″
RUE-312-250	5/16″	1/4″
RUE-375-125	3/8″	1/8″
RUE-375-250	3/8″	1/4″
RUE-375-312	3/8″	5/16″
RUE-500-250	1/2″	1/4″
RUE-500-312	1/2″	5/16″
RUE-500-375	1/2″	3/8″
RUE-625-375	5/8″	3/8″
RUE-625-500	5/8″	1/2″
RUE-750-250	3/4″	1/4″
RUE-750-375	3/4″	3/8″
RUE-750-500	3/4″	1/2″
RUE-875-250	7/8″	1/4″
RUE-1000-500	1″	1/2″
RUE-1000-750	1″	3/4″

Tech Sheet 20835

Union Tees

Tube x Tube

0292	OD
UT-125	1/8″
UT-187	3/16″
UT-250	1/4″
UT-312	5/16″
UT-375	3/8″
UT-500	1/2″
UT-625	5/8″
UT-750	3/4″
UT-875	7/8″
UT-1000	1″

Tech Sheet 20288

Reducing Branch, Union Tees

Tube x Tube

0292	OD	OD
RUT-375-250	3/8″	1/4″
RUT-500-250	1/2″	1/4″
RUT-500-375	1/2″	3/8″
RUT-625-375	5/8″	3/8″
RUT-750-375	3/4″	3/8″
RUT-750-500	3/4″	1/2″
RUT-1000-375	1″	3/8″
RUT-1000-500	1″	1/2″
RUT-1000-750	1″	3/4″

Tech Sheet 20837

Union Crosses

Tube x Tube

0292	OD
UC-125	1/8″
UC-250	1/4″
UC-312	5/16″
UC-375	3/8″
UC-500	1/2″
UC-750	3/4″
UC-1000	1″

Tech Sheet 20290

AN Unions

Male Thread, AN

0292	OD	Thread
NU-125-125AN	1/8″	5/16″
NU-125-250AN	1/8″	7/16″
NU-250-250AN	1/4″	7/16″
NU-312-312AN	5/16″	1/2″
NU-375-250AN	3/8″	7/16″
NU-375-375AN	3/8″	9/16″
NU-500-500AN	1/2″	3/4″
NU-750-750AN	3/4″	1.1/16″
NU-1000-1000AN	1″	1.5/16″

Tech Sheet 20839

AN Bulkhead Unions

Male Thread, AN

0292	OD	Thread
ABU-250-250AN	1/4″	7/16″
ABU-375-375AN	3/8″	9/16″
ABU-500-500AN	1/2″	3/4″
ABU-750-750AN	3/4″	1.1/16″
ABU-1000-1000AN	1″	1.5/16″

Tech Sheet 20840

Weld Union, Sockets

Tube x Tube

0292	OD
SWU-125	1/8″
SWU-250	1/4″
SWU-375	3/8″
SWU-500	1/2″
SWU-750	3/4″
SWU-1000	1″

Tech Sheet 20841

Weld Elbow, Sockets

Tube x Tube

0292	OD
SWE-250	1/4″
SWE-375	3/8″
SWE-500	1/2″
SWE-750	3/4″
SWE-1000	1″

Tech Sheet 20842

316 STAINLESS STEEL TWIN FERRULE IMPERIAL TUBE FITTINGS

stainless steel

PANAM

Weld Union, Connectors

Tube x Tube

0292	OD	Stem OD
MWC-125-125	1/8"	1/8"
MWC-187-125	3/16"	1/8"
MWC-250-125	1/4"	1/8"
MWC-250-250	1/4"	1/4"
MWC-312-125	5/16"	1/8"
MWC-312-250	5/16"	1/4"
MWC-375-250	3/8"	1/4"
MWC-375-375	3/8"	3/8"
MWC-375-500	3/8"	1/2"
MWC-375-750	3/8"	3/4"
MWC-500-375	1/2"	3/8"
MWC-500-500	1/2"	1/2"
MWC-500-750	1/2"	3/4"
MWC-625-500	5/8"	1/2"
MWC-750-750	3/4"	3/4"
MWC-1000-1000	1"	1"

Tech Sheet 20843

Weld Elbow, Connectors

Tube x Tube

0292	OD	Stem OD
MWE-250-125	1/4"	1/8"
MWE-250-250	1/4"	1/4"
MWE-375-250	3/8"	1/4"
MWE-500-500	1/2"	1/2"
MWE-750-750	3/4"	3/4"

Tech Sheet 20844

Bulkhead Reducers

Tube x Tube

0292	OD
BR-125	1/8"
BR-250	1/4"
BR-375	3/8"
BR-500	1/2"
BR-625	5/8"
BR-1000	1"

Tech Sheet 20287

Reducers

Tube x Tube

0292	OD	Stem OD
R-125-125	1/8"	1/8"
R-125-187	1/8"	3/16"
R-125-250	1/8"	1/4"
R-125-375	1/8"	3/8"
R-125-500	1/8"	1/2"
R-187-125	3/16"	1/8"
R-187-250	3/16"	1/4"
R-250-125	1/4"	1/8"
R-250-187	1/4"	3/16"
R-250-250	1/4"	1/4"
R-250-312	1/4"	5/16"
R-250-375	1/4"	3/8"
R-250-500	1/4"	1/2"
R-250-625	1/4"	5/8"
R-250-750	1/4"	3/4"
R-312-375	5/16"	3/8"
R-312-500	5/16"	1/2"
R-375-250	3/8"	1/4"
R-375-375	3/8"	3/8"
R-375-500	3/8"	1/2"
R-375-625	3/8"	5/8"
R-375-750	3/8"	3/4"
R-500-250	1/2"	1/4"
R-500-375	1/2"	3/8"
R-500-500	1/2"	1/2"
R-500-625	1/2"	5/8"
R-500-750	1/2"	3/4"
R-500-1000	1/2"	1"
R-625-750	5/8"	3/4"
R-625-875	5/8"	7/8"
R-625-1000	5/8"	1"
R-750-500	3/4"	1/2"
R-750-1000	3/4"	1"

Tech Sheet 20286

Port Connectors

Tube x Tube

0292	OD
PC-125	1/8"
PC-250	1/4"
PC-312	5/16"
PC-375	3/8"
PC-500	1/2"
PC-750	3/4"
PC-1000	1"

Tech Sheet 20378

Reducing Port Connectors

Tube x Tube

0292	OD	Stem OD
RPC-250-125	1/4"	1/8"
RPC-375-125	3/8"	1/8"
RPC-375-250	3/8"	1/4"
RPC-500-250	1/2"	1/4"
RPC-750-500	3/4"	1/2"
RPC-1000-500	1"	1/2"
RPC-1000-750	1"	3/4"

Tech Sheet 20849

316 STAINLESS STEEL TWIN FERRULE IMPERIAL TUBE FITTINGS

stainless steel

PANAM

Caps

Tube

0292	OD
C-125-FT	1/8″
C-187	3/16″
C-250	1/4″
C-312	5/16″
C-375	3/8″
C-500	1/2″
C-625	5/8″
C-750	3/4″
C-875	7/8″
C-1000	1″

Tech Sheet 20284

Nuts

Tube

0292	OD
N-125-FT	1/8″
N-187	3/16″
N-250	1/4″
N-312	5/16″
N-375	3/8″
N-500	1/2″
N-625	5/8″
N-750	3/4″
N-875	7/8″
N-1000	1″

Tech Sheet 20283

Front Ferrules

Tube

0292	OD
FF-125	1/8″
FF-187	3/16″
FF-250	1/4″
FF-312	5/16″
FF-375	3/8″
FF-500	1/2″
FF-625	5/8″
FF-750	3/4″
FF-875	7/8″
FF-1000	1″

Tech Sheet 20854

Plugs

Tube

0292	OD
P-125	1/8″
P-187	3/16″
P-250	1/4″
P-312	5/16″
P-375	3/8″
P-500	1/2″
P-625	5/8″
P-750	3/4″
P-875	7/8″
P-1000	1″

Tech Sheet 20282

Back Ferrules

Tube

0292	OD
BF-125	1/8″
BF-187	3/16″
BF-250	1/4″
BF-312	5/16″
BF-375	3/8″
BF-500	1/2″
BF-625	5/8″
BF-750	3/4″
BF-875	7/8″
BF-1000	1″

Tech Sheet 20285

Lock Nuts

To suit Bulkheads

0292	OD
BLN-125	1/8″
BLN-187	3/16″
BLN-250	1/4″
BLN-312	5/16″
BLN-375	3/8″
BLN-500	1/2″
BLN-625	5/8″
BLN-750	3/4″
BLN-875	7/8″
BLN-1000	1″

Tech Sheet 20855

316 STAINLESS STEEL TWIN FERRULE METRIC TUBE FITTINGS

stainless steel

PANAM

Male Connectors

Male Thread, NPT

0292	OD mm	Thread
MC-3-125N	3	1/8"
MC-3-250N	3	1/4"
MC-4-125N	4	1/8"
MC-4-250N	4	1/4"
MC-6-125N	6	1/8"
MC-6-250N	6	1/4"
MC-6-375N	6	3/8"
MC-6-500N	6	1/2"
MC-8-125N	8	1/8"
MC-8-250N	8	1/4"
MC-8-375N	8	3/8"
MC-8-500N	8	1/2"
MC-10-125N	10	1/8"
MC-10-250N	10	1/4"
MC-10-375N	10	3/8"
MC-10-500N	10	1/2"
MC-10-750N	10	3/4"
MC-12-125N	12	1/8"
MC-12-250N	12	1/4"
MC-12-375N	12	3/8"
MC-12-500N	12	1/2"
MC-12-750N	12	3/4"
MC-14-250N	14	1/4"
MC-14-375N	14	3/8"
MC-14-500N	14	1/2"
MC-15-500N	15	1/2"
MC-16-375N	16	3/8"
MC-16-500N	16	1/2"
MC-16-750N	16	3/4"
MC-18-500N	18	1/2"
MC-18-750N	18	3/4"
MC-20-500N	20	1/2"
MC-20-750N	20	3/4"
MC-22-750N	22	3/4"
MC-22-1000N	22	1"
MC-25-500N	25	1/2"
MC-25-750N	25	3/4"
MC-25-1000N	25	1"
Tech Sheet 20281		

Male Thread, BSPT

0292	OD mm	Thread
MC-3-125RT	3	1/8"
MC-3-250RT	3	1/4"
MC-4-125RT	4	1/8"
MC-4-250RT	4	1/4"
MC-6-125RT	6	1/8"
MC-6-250RT	6	1/4"
MC-6-375RT	6	3/8"
MC-6-500RT	6	1/2"
MC-8-125RT	8	1/8"
MC-8-250RT	8	1/4"
MC-8-375RT	8	3/8"
MC-8-500RT	8	1/2"
MC-10-125RT	10	1/8"
MC-10-250RT	10	1/4"
MC-10-375RT	10	3/8"
MC-10-500RT	10	1/2"
MC-12-125RT	12	1/8"
MC-12-250RT	12	1/4"
MC-12-375RT	12	3/8"
MC-12-500RT	12	1/2"
MC-12-750RT	12	3/4"
MC-15-500RT	15	1/2"
MC-16-250RT	16	1/4"
MC-16-375RT	16	3/8"
MC-16-500RT	16	1/2"
MC-16-750RT	16	3/4"
MC-18-500RT	18	1/2"
MC-18-750RT	18	3/4"
MC-20-500RT	20	1/2"
MC-20-750RT	20	3/4"
MC-22-750RT	22	3/4"
MC-22-1000RT	22	1"
MC-25-750RT	25	3/4"
MC-25-1000RT	25	1"
Tech Sheet 20278		

Male Thread, BSPP (Captive Seal)

0292	OD mm	Thread
OMC-6-125EO	6	1/8"
OMC-6-250EO	6	1/4"
OMC-6-375EO	6	3/8"
OMC-6-500EO	6	1/2"
OMC-10-250EO	10	1/4"
OMC-10-375EO	10	3/8"
OMC-10-500EO	10	1/2"
OMC-12-250EO	12	1/4"
OMC-12-375EO	12	3/8"
OMC-12-500EO	12	1/2"
Tech Sheet 20856		

Male Thread-RS, BSPP

0292	OD mm	Thread
MC-3-125RS	3	1/8"
MC-3-250RS	3	1/4"
MC-4-125RS	4	1/8"
MC-6-125RS	6	1/8"
MC-6-250RS	6	1/4"
MC-6-375RS	6	3/8"
MC-6-500RS	6	1/2"
MC-8-125RS	8	1/8"
MC-8-250RS	8	1/4"
MC-8-375RS	8	3/8"
MC-8-500RS	8	1/2"
MC-10-250RS	10	1/4"
MC-10-375RS	10	3/8"
MC-10-500RS	10	1/2"
MC-12-250RS	12	1/4"
MC-12-375RS	12	3/8"
MC-12-500RS	12	1/2"
MC-12-750RS	12	3/4"
MC-16-375RS	16	3/8"
MC-16-500RS	16	1/2"
MC-18-500RS	18	1/2"
MC-18-750RS	18	3/4"
MC-20-500RS	20	1/2"
MC-20-750RS	20	3/4"
MC-22-750RS	22	3/4"
MC-22-1000RS	22	1"
MC-25-750RS	25	3/4"
MC-25-1000RS	25	1"
Tech Sheet 20279		

stainless steel

You might also need
Stainless Steel Tubing
see page **1287**

316 STAINLESS STEEL TWIN FERRULE METRIC TUBE FITTINGS

stainless steel

PANAM

Female Connectors

Female Thread, NPT

0292	OD mm	Thread
FC-3-125N	3	1/8"
FC-3-250N	3	1/4"
FC-4-125N	4	1/8"
FC-6-125N	6	1/8"
FC-6-250N	6	1/4"
FC-6-375N	6	3/8"
FC-6-500N	6	1/2"
FC-8-125N	8	1/8"
FC-8-250N	8	1/4"
FC-8-375N	8	3/8"
FC-8-500N	8	1/2"
FC-10-250N	10	1/4"
FC-10-375N	10	3/8"
FC-10-500N	10	1/2"
FC-12-250N	12	1/4"
FC-12-375N	12	3/8"
FC-12-500N	12	1/2"
FC-15-500N	15	1/2"
FC-16-500N	16	1/2"
FC-20-500N	20	1/2"
FC-20-750N	20	3/4"
FC-22-750N	22	3/4"
FC-22-1000N	22	1"
FC-25-750N	25	3/4"
FC-25-1000N	25	1"
Tech Sheet 20275		

Female Thread, BSPT

0292	OD mm	Thread
FC-3-125RT	3	1/8"
FC-6-125RT	6	1/8"
FC-6-250RT	6	1/4"
FC-6-375RT	6	3/8"
FC-6-500RT	6	1/2"
FC-8-125RT	8	1/8"
FC-8-250RT	8	1/4"
FC-8-375RT	8	3/8"
FC-8-500RT	8	1/2"
FC-10-125RT	10	1/8"
FC-10-250RT	10	1/4"
FC-10-375RT	10	3/8"
FC-10-500RT	10	1/2"
FC-12-125RT	12	1/8"
FC-12-250RT	12	1/4"
FC-12-375RT	12	3/8"
FC-12-500RT	12	1/2"
FC-12-750RT	12	3/4"
FC-15-375RT	15	3/8"
FC-15-500RT	15	1/2"
FC-20-500RT	20	1/2"
FC-20-750RT	20	3/4"
FC-22-750RT	22	3/4"
FC-22-1000RT	22	1"
FC-25-750RT	25	3/4"
FC-25-1000RT	25	1"
Tech Sheet 20274		

Female Thread, BSPP

0292	OD mm	Thread
FC-3-250RG	3	1/4"
FC-6-250RG	6	1/4"
FC-6-375RG	6	3/8"
FC-6-500RG	6	1/2"
FC-8-250RG	8	1/4"
FC-8-375RG	8	3/8"
FC-8-500RG	8	1/2"
FC-10-250RG	10	1/4"
FC-10-375RG	10	3/8"
FC-10-500RG	10	1/2"
FC-12-250RG	12	1/4"
FC-12-375RG	12	3/8"
FC-12-500RG	12	1/2"
FC-20-500RG	20	1/2"
FC-22-500RG	22	1/2"
Tech Sheet 20273		

Bulkhead Male Connectors

Male Thread, NPT

0292	OD mm	Thread
BMC-6-125N	6	1/8"
BMC-6-250N	6	1/4"
BMC-8-125N	8	1/8"
BMC-8-250N	8	1/4"
BMC-10-250N	10	1/4"
BMC-10-375N	10	3/8"
BMC-10-500N	10	1/2"
BMC-12-250N	12	1/4"
BMC-12-375N	12	3/8"
BMC-12-500N	12	1/2"
Tech Sheet 20276		

Bulkhead Female Connectors



Female Thread, NPT

0292	OD mm	Thread
BFC-6-125N	6	1/8"
BFC-6-250N	6	1/4"
BFC-8-125N	8	1/8"
BFC-10-250N	10	1/4"
BFC-12-375N	12	3/8"
BFC-12-500N	12	1/2"
Tech Sheet 20277		

316 STAINLESS STEEL TWIN FERRULE METRIC TUBE FITTINGS

stainless steel

PANAM

Unions

Tube x Tube

0292	OD mm
U-3	3
U-4	4
U-6	6
U-8	8
U-10	10
U-12	12
U-15	15
U-16	16
U-18	18
U-20-FT	20
U-22	22
U-25	25

Tech Sheet 20266

Reducing Unions

Tube x Tube

0292	OD mm	OD mm
RU-6-3	6	3
RU-6-4	6	4
RU-8-6	8	6
RU-10-6	10	6
RU-10-8	10	8
RU-12-6	12	6
RU-12-8	12	8
RU-12-10	12	10
RU-16-10	16	10
RU-16-12	16	12
RU-18-12	18	12
RU-25-18	25	18
RU-25-20	25	20

Tech Sheet 20267

Bulkhead Unions

Tube x Tube

0292	OD mm
BU-3-FT	3
BU-4	4
BU-6	6
BU-8	8
BU-10	10
BU-12-FT	12
BU-14	14
BU-15	15
BU-16	16
BU-18	18
BU-20	20

Tech Sheet 20272

Male Branch Tees

Male Thread, NPT

0292	OD mm	Thread
MBT-6-125N	6	1/8"
MBT-6-250N	6	1/4"
MBT-8-125N	8	1/8"
MBT-8-250N	8	1/4"
MBT-10-250N	10	1/4"
MBT-12-250N	12	1/4"
MBT-12-375N	12	3/8"
MBT-12-500N	12	1/2"
MBT-16-500N	16	1/2"

Tech Sheet 20269

Male Positionable Branch Tees

Male Thread, BSPP

0292	OD mm	Thread
MBTP-6-125PR	6	1/8"
MBTP-6-250PR	6	1/4"
MBTP-8-125PR	8	1/8"
MBTP-8-250PR	8	1/4"
MBTP-10-250PR	10	1/4"
MBTP-12-375PR	12	3/8"
MBTP-12-500PR	12	1/2"

Tech Sheet 20861

Male Run Tees

Male Thread, NPT

0292	OD mm	Thread
MRT-6-125N	6	1/8"
MRT-6-250N	6	1/4"
MRT-8-250N	8	1/4"
MRT-12-250N	12	1/4"
MRT-12-375N	12	3/8"
MRT-12-500N	12	1/2"
MRT-16-500N	16	1/2"

Tech Sheet 20268

Male Positionable Run Tees

Male Thread, BSPP

0292	OD mm	Thread
MRTP-6-125PR	6	1/8"
MRTP-6-250PR	6	1/4"
MRTP-8-125PR	8	1/8"
MRTP-8-250PR	8	1/4"
MRTP-10-250PR	10	1/4"
MRTP-12-375PR	12	3/8"
MRTP-12-500PR	12	1/2"

Tech Sheet 20863

Female Branch Tees

Female Thread, NPT

0292	OD mm	Thread
FBT-6-125N	6	1/8"
FBT-6-250N	6	1/4"
FBT-8-125N	8	1/8"
FBT-8-250N	8	1/4"
FBT-10-250N	10	1/4"
FBT-12-250N	12	1/4"
FBT-12-375N	12	3/8"
FBT-16-500N	16	1/2"

Tech Sheet 20271

Female Run Tees

Female Thread, NPT

0292	OD mm	Thread
FRT-6-125N	6	1/8"
FRT-6-250N	6	1/4"
FRT-8-125N	8	1/8"
FRT-8-250N	8	1/4"
FRT-10-250N	10	1/4"
FRT-12-250N	12	1/4"
FRT-12-375N	12	3/8"
FRT-16-500N	16	1/2"

Tech Sheet 20270

316 STAINLESS STEEL TWIN FERRULE METRIC TUBE FITTINGS

stainless steel

PANAM

Male Elbows

Male Thread, NPT

0292	OD mm	Thread
ME-3-250N	3	1/4"
ME-4-125N	4	1/8"
ME-4-250N	4	1/4"
ME-6-125N	6	1/8"
ME-6-250N	6	1/4"
ME-6-375N	6	3/8"
ME-6-500N	6	1/2"
ME-8-125N	8	1/8"
ME-8-250N	8	1/4"
ME-8-375N	8	3/8"
ME-8-500N	8	1/2"
ME-10-250N	10	1/4"
ME-10-375N	10	3/8"
ME-10-500N	10	1/2"
ME-12-250N	12	1/4"
ME-12-375N	12	3/8"
ME-12-500N	12	1/2"
ME-12-750N	12	3/4"
ME-15-500N	15	1/2"
ME-16-375N	16	3/8"
ME-16-500N	16	1/2"
ME-16-750N	16	3/4"
ME-18-500N	18	1/2"
ME-18-750N	18	3/4"
ME-20-500N	20	1/2"
ME-22-750N	22	3/4"
ME-22-1000N	22	1"
ME-25-750N	25	3/4"
ME-25-1000N	25	1"

Tech Sheet 20264

Male Thread, BSPT

0292	OD mm	Thread
ME-3-125RT	3	1/8"
ME-3-250RT	3	1/4"
ME-4-125RT	4	1/8"
ME-4-250RT	4	1/4"
ME-6-125RT	6	1/8"
ME-6-250RT	6	1/4"
ME-6-375RT	6	3/8"
ME-6-500RT	6	1/2"
ME-8-125RT	8	1/8"
ME-8-250RT	8	1/4"
ME-8-375RT	8	3/8"
ME-8-500RT	8	1/2"
ME-10-250RT	10	1/4"
ME-10-375RT	10	3/8"
ME-10-500RT	10	1/2"
ME-12-250RT	12	1/4"
ME-12-375RT	12	3/8"
ME-12-500RT	12	1/2"
ME-12-750RT	12	3/4"
ME-16-375RT	16	3/8"
ME-16-500RT	16	1/2"
ME-18-500RT	18	1/2"
ME-18-750RT	18	3/4"
ME-20-500RT	20	1/2"
ME-20-750RT	20	3/4"
ME-22-750RT	22	3/4"
ME-22-1000RT	22	1"
ME-25-750RT	25	3/4"
ME-25-1000RT	25	1"

Tech Sheet 20263

Female Elbows

Female Thread, NPT

0292	OD mm	Thread
FE-6-125N	6	1/8"
FE-6-250N	6	1/4"
FE-6-500N	6	1/2"
FE-8-250N	8	1/4"
FE-10-125N	10	1/8"
FE-10-250N	10	1/4"
FE-12-250N	12	1/4"
FE-12-375N	12	3/8"
FE-12-500N	12	1/2"
FE-16-500N	16	1/2"

Tech Sheet 20265

Positionable Elbows

Male Thread, BSPP

0292	OD mm	Thread
MEP-6-125PR	6	1/8"
MEP-6-250PR	6	1/4"
MEP-8-125PR	8	1/8"
MEP-8-250PR	8	1/4"
MEP-10-250PR	10	1/4"
MEP-10-375PR	10	3/8"
MEP-12-250PR	12	1/4"
MEP-12-375PR	12	3/8"
MEP-12-500PR	12	1/2"
MEP-12-750PR	12	3/4"

Tech Sheet 20265

Union Elbows

Tube x Tube

0292	OD mm
UE-3	3
UE-4	4
UE-6	6
UE-8	8
UE-10	10
UE-12	12
UE-14	14
UE-15	15
UE-16	16
UE-18	18
UE-20	20
UE-22	22
UE-25	25

Tech Sheet 20261

Union Tees

Tube x Tube

0292	OD mm
UT-3	3
UT-4	4
UT-6	6
UT-8	8
UT-10	10
UT-12	12
UT-14	14
UT-15	15
UT-16	16
UT-18	18
UT-20	20
UT-22	22
UT-25	25

Tech Sheet 20260

Union Crosses

Tube x Tube

0292	OD mm
UC-3	3
UC-6	6
UC-8	8
UC-10	10
UC-12	12
UC-16	16
UC-18	18
UC-20	20
UC-25	25

Tech Sheet 20262

316 STAINLESS STEEL TWIN FERRULE METRIC TUBE FITTINGS

stainless steel

PANAM

Weld Union, Connectors

Tube x Tube

0292	OD mm	Stem OD
MWC-3-125	3	1/8"
MWC-4-125	4	1/8"
MWC-6-125	6	1/8"
MWC-6-250	6	1/4"
MWC-8-125	8	1/8"
MWC-8-250	8	1/4"
MWC-8-500	8	1/2"
MWC-10-250	10	1/4"
MWC-10-500	10	1/2"
MWC-12-250	12	1/4"
MWC-12-375	12	3/8"
MWC-12-500	12	1/2"
MWC-14-375	14	3/8"
MWC-15-500	15	1/2"
MWC-16-500	16	1/2"
MWC-18-500	18	1/2"

Tech Sheet 20873

Port Connectors

Tube x Tube

0292	OD mm
PC-3	3
PC-6	6
PC-8	8
PC-10	10
PC-12-FT	12
PC-15-FT	15
PC-16	16
PC-18-FT	18
PC-20	20
PC-25	25

Tech Sheet 20874

Reducing Port Connectors

Tube x Tube

0292	OD mm	Stem OD mm
RPC-6-3	6	3
RPC-8-6	8	6
RPC-10-6	10	6
RPC-10-8	10	8
RPC-12-6	12	6
RPC-12-8	12	8
RPC-12-10	12	10
RPC-16-12	16	12

Tech Sheet 20875

Reducers

Tube x Tube

0292	OD mm	Stem OD mm
R-3-4	3	4
R-3-6	3	6
R-3-10	3	10
R-4-6	4	6
R-6-3	6	3
R-6-8	6	8
R-6-10	6	10
R-6-12	6	12
R-6-18	6	18
R-8-6	8	6
R-8-10	8	10
R-8-12	8	12
R-10-6	10	6
R-10-12	10	12
R-10-15	10	15
R-10-18	10	18
R-12-6	12	6
R-12-8	12	8
R-12-10	12	10
R-12-16	12	16
R-12-18	12	18
R-12-20	12	20
R-12-22	12	22
R-12-25	12	25
R-16-12	16	12
R-18-12	18	12
R-18-16	18	16
R-18-20	18	20
R-18-22	18	22
R-18-25	18	25
R-20-16	20	16
R-20-22	20	22
R-20-25	20	25
R-22-18	22	18
R-22-20	22	20
R-22-25	22	25
R-25-18	25	18
R-25-20	25	20

Tech Sheet 20258

Metric Tube x Imperial Tube

0292	OD mm	Stem OD
R-3-125	3	1/8"
R-3-250	3	1/4"
R-4-250	4	1/4"
R-6-125	6	1/8"
R-6-250	6	1/4"
R-6-312	6	5/16"
R-6-375	6	3/8"
R-6-500	6	1/2"
R-8-375	8	3/8"
R-8-500	8	1/2"
R-10-375	10	3/8"
R-10-500	10	1/2"
R-12-500	12	1/2"
R-12-750	12	3/4"
R-18-750	18	3/4"
R-25-1000	25	1"

Tech Sheet 20877

Caps

Tube

0292	OD mm
C-3	3
C-4	4
C-6	6
C-8	8
C-10	10
C-12	12
C-14	14
C-15	15
C-16	16
C-18	18
C-20	20
C-22	22
C-25	25

Tech Sheet 20259

316 STAINLESS STEEL TWIN FERRULE METRIC TUBE FITTINGS

stainless steel

PANAM

Plugs

Tube

0292	OD mm
P-3-FT	3
P-4	4
P-6-FT	6
P-8	8
P-10	10
P-12	12
P-15	15
P-16	16
P-18	18
P-20	20
P-22	22
P-25	25

Tech Sheet 20254

Nuts

Tube

0292	OD mm
N-3	3
N-4	4
N-6	6
N-8	8
N-10	10
N-12	12
N-15	15
N-16	16
N-18	18
N-20	20
N-25	25

Tech Sheet 20255

Back Ferrules

Tube

0292	OD mm
BF-3	3
BF-4	4
BF-6	6
BF-8	8
BF-10	10
BF-12	12
BF-14	14
BF-15	15
BF-16	16
BF-18	18
BF-20	20
BF-22	22
BF-25	25

Tech Sheet 20257

Front Ferrules

Tube

0292	OD mm
FF-3	3
FF-4	4
FF-6	6
FF-8	8
FF-10	10
FF-12	12
FF-14	14
FF-15	15
FF-16	16
FF-18	18
FF-20	20
FF-22	22
FF-25	25

Tech Sheet 20256

Lock Nuts

To suit Bulkheads

0292	OD mm
BLN-3	3
BLN-4	4
BLN-6	6
BLN-8	8
BLN-10-FT	10
BLN-12-FT	12
BLN-14	14
BLN-16-FT	16
BLN-18	18
BLN-20-FT	20

Tech Sheet 20883

stainless steel

For **Stainless Steel Tubing** see page **1287**

HYDRAULIC STAINLESS STEEL ADAPTORS

stainless steel

PANAM

Male x Male Straight Adaptors

BSPP x BSPP

0044	Thread	Thread
2025-1401	1/8"	1/8"
2025-1419	1/4"	1/8"
2025-1427	1/4"	1/4"
2025-1435	3/8"	1/8"
2025-1443	3/8"	1/4"
2025-1450	3/8"	3/8"
2025-1468	1/2"	1/4"
2025-1476	1/2"	3/8"
2025-1484	1/2"	1/2"
2025-1495	5/8"	1/2"
2025-1505	5/8"	5/8"
2025-1520	3/4"	1/4"
2025-1526	3/4"	3/8"
2025-1534	3/4"	1/2"
2025-1538	3/4"	5/8"
2025-1559	3/4"	3/4"
2025-1567	1"	1/2"
2025-1572	1"	5/8"
2025-1583	1"	3/4"
2025-1591	1"	1"
2025-1595	1.1/4"	3/4"
2025-1600	1.1/4"	1"
2025-1609	1.1/4"	1.1/4"
2025-1611	1.1/2"	1"
2025-1615	1.1/2"	1.1/4"
2025-1617	1.1/2"	1.1/2"
2025-1620	2"	1.1/2"
2025-1625	2"	2"

Tech Sheet 20884

BSPP x BSPT

0044	Thread
2033-9693	1/4"
2033-9761	3/8"
2033-9719	1/2"
2033-9727	3/4"
2033-9735	1"

Tech Sheet 20884

BSPP x NPT

0044	BSPP Thread	NPT Thread
2025-1633	1/8"	1/8"
2025-1636	1/8"	1/4"
2025-1639	1/4"	1/8"
2025-1641	1/4"	1/4"
2025-1643	1/4"	3/8"
2025-1656	3/8"	1/4"
2025-1658	3/8"	3/8"
2025-1661	3/8"	1/2"
2025-1671	1/2"	3/8"
2025-1674	1/2"	1/2"
2025-1677	5/8"	1/2"
2025-1679	5/8"	3/4"
2025-1681	3/4"	1/2"
2025-1682	3/4"	3/4"
2025-1684	3/4"	1"
2025-1687	1"	3/4"
2025-1690	1"	1"
2025-1700	1.1/4"	1.1/4"
2025-1710	1.1/2"	1.1/2"
2025-1720	2"	2"

Tech Sheet 20884

BSPT x BSPT

0044	Thread	Thread
2025-1708	1/8"	1/8"
2025-1715	1/4"	1/8"
2025-1724	1/4"	1/4"
2025-1727	3/8"	1/8"
2025-1732	3/8"	1/4"
2025-1740	3/8"	3/8"
2025-1845	1/2"	1/8"
2025-1852	1/2"	1/4"
2025-1856	1/2"	3/8"
2025-1865	1/2"	1/2"
2025-1881	3/4"	1/8"
2025-1885	3/4"	1/4"
2025-1889	3/4"	3/8"
2025-1894	3/4"	1/2"
2025-1898	3/4"	3/4"
2025-1905	1"	1/8"
2025-1910	1"	1/4"
2025-1915	1"	3/8"
2025-1920	1"	1/2"
2025-1925	1"	3/4"
2025-1931	1"	1"
2025-1935	1.1/4"	1"
2025-1940	1.1/4"	1.1/4"
2025-1945	1.1/2"	1"
2025-1950	1.1/2"	1.1/2"
2025-1956	2"	1"
2025-1960	2"	1.1/2"
2025-1965	2"	2"

Tech Sheet 20884

Male x Female Straight Adaptors

Male x Female Swivel, BSPP

0044	Male Thread	Female Thread
2025-1930	1/8"	1/8"
2025-1948	1/4"	1/4"
2025-1955	1/4"	3/8"
2025-1961	1/4"	1/2"
2025-1963	3/8"	1/4"
2025-1971	3/8"	3/8"
2025-1989	3/8"	1/2"
2025-1997	1/2"	3/8"
2025-2003	1/2"	1/2"
2025-2020	1/2"	3/4"
2025-2029	3/4"	1/2"
2025-2037	3/4"	3/4"
2025-2043	3/4"	1"
2025-2060	1"	1"

Tech Sheet 20884

Female Swivel, BSPP x BSPT Male

0044	Thread
2033-9862	1/8"
2033-9867	1/4"
2033-9875	3/8"
2033-9883	1/2"
2033-9891	3/4"
2033-9896	1"

Tech Sheet 20884

Male x Female Fixed, BSPP

0044	Male Thread	Female Thread
2025-8121	1/8"	1/8"
2025-8131	1/4"	1/8"
2025-8142	1/4"	1/4"
2025-8151	3/8"	1/8"
2025-8161	3/8"	1/4"
2025-8171	3/8"	3/8"
2025-8181	1/2"	1/4"
2025-8201	1/2"	3/8"
2025-8211	1/2"	1/2"
2025-8191	3/4"	1/4"
2025-8221	3/4"	3/8"
2025-8231	3/4"	1/2"
2025-8241	3/4"	3/4"
2025-8251	1"	1/2"
2025-8261	1"	1"
2025-8271	1"	3/4"
2025-8281	1.1/4"	1/2"
2025-8291	1.1/4"	3/4"
2025-8301	1.1/4"	1"
2025-8311	1.1/4"	1.1/4"
2025-8321	1.1/2"	3/4"
2025-8331	1.1/2"	1"
2025-8341	1.1/2"	1.1/2"
2025-8351	1.1/2"	1.1/4"
2025-8361	2"	2"

Tech Sheet 20884

HYDRAULIC STAINLESS STEEL ADAPTORS

stainless steel

PANAM

Female x Female Straight Adaptors

Swivel, BSPP

0044	Thread	Thread
2025-2078	1/4"	1/4"
2025-2082	3/8"	1/4"
2025-2086	3/8"	3/8"
2025-2089	1/2"	1/4"
2025-2093	1/2"	3/8"
2025-2094	1/2"	1/2"
2025-2100	5/8"	5/8"
2025-2122	3/4"	1/2"
2025-2132	3/4"	3/4"
2025-2110	1"	1"

Tech Sheet 20884

Fixed Female Hexagon Socket, BSPP

0044	Thread
2025-2466	1/8"
2025-2474	1/4"
2025-2482	3/8"
2025-2490	1/2"
2025-2508	3/4"
2025-2516	1"

Tech Sheet 20884

Elbows

Equal Elbow, BSPP

0044	Thread
2033-9922	1/8"
2033-9933	1/4"
2033-9941	3/8"
2033-9958	1/2"
2033-9962	5/8"
2033-9963	3/4"
2033-9974	1"
2033-9982	1.1/4"
2033-9992	1.1/2"

Tech Sheet 20884

Male x Female Swivel, BSPP

0044	Thread
2025-2185	1/8"
2025-2193	1/4"
2025-2201	3/8"
2025-2219	1/2"
2025-2223	5/8"
2025-2227	3/4"
2025-2232	1"
2025-2240	1.1/4"
2025-2245	1.1/2"

Tech Sheet 20884

Female Swivel, BSPP

0044	Thread
2025-2128	1/8"
2025-2136	1/4"
2025-2151	1/2"
2025-2169	3/4"

Tech Sheet 20884

Tees

Male, BSPP

0044	Thread
2025-2321	1/8"
2025-2326	1/4"
2025-2334	3/8"
2025-2342	1/2"
2025-2449	3/4"
2025-2354	1"

Tech Sheet 20884

Female Swivel, BSPP

0044	Thread
2025-2250	1/4"
2025-2258	3/8"
2025-2263	1/2"
2025-2273	5/8"
2025-2283	3/4"
2025-2293	1"

Tech Sheet 20884

Female Swivel Branch, BSPP

0044	Thread
2025-4001	1/8"
2025-4011	1/4"
2025-4021	3/8"
2025-4031	1/2"
2025-4041	3/4"
2025-4051	1"

Tech Sheet 20884

Female Swivel Run, BSPP

0044	Thread
2025-4501	1/8"
2025-4511	1/4"
2025-4521	3/8"
2025-4531	1/2"
2025-4541	3/4"
2025-4551	1"

Tech Sheet 20884

Bulkhead complete with Locknut

BSPP

0044	Thread
2025-2391	1/4"
2025-2409	3/8"
2025-2417	1/2"
2025-2425	5/8"
2025-2433	3/4"
2025-2441	1"
2025-2445	1.1/4"
2025-2450	1.1/2"

Tech Sheet 20884

Plugs

BSPP

0044	Thread
2033-4002	1/8"
2033-4012	1/4"
2033-4022	3/8"
2033-4032	1/2"
2033-4042	5/8"
2033-4052	3/4"
2033-4062	1"
2033-4072	1.1/4"
2033-4082	1.1/2"
2033-4092	2"

Tech Sheet 20884

BSPT

0044	Thread
2025-2524	1/8"
2025-2532	1/4"
2025-2540	3/8"
2025-2557	1/2"
2025-2565	3/4"
2025-2573	1"
2025-2582	1.1/4"
2025-2592	1.1/2"
2025-2602	2"

Tech Sheet 20884

Caps

BSPP

0044	Thread
2033-8301	1/8"
2033-8311	1/4"
2033-8321	3/8"
2033-8331	1/2"
2033-8341	3/4"
2033-8351	1"

Tech Sheet 20884

316 PRECISION INSTRUMENTATION PIPE FITTINGS

stainless steel

PANAM

Hexagon Nipples

Male x Male, NPT

0342	Thread
PHN-01	1/16″
PHN-02	1/8″
PHN-04	1/4″
PHN-06	3/8″
PHN-08	1/2″
PHN-12	3/4″
PHN-16	1″

Tech Sheet 20885

Hexagon Nipples, Long

Male x Male, NPT

0342	Thread	Length
PHNL-02-L1.5	1/8″	1.5″
PHNL-02-L2	1/8″	2″
PHNL-02-L3	1/8″	3″
PHNL-02-L4	1/8″	4″
PHNL-02-L6	1/8″	6″
PHNL-04-L1.5	1/4″	1.5″
PHNL-04-L2	1/4″	2″
PHNL-04-L3	1/4″	3″
PHNL-04-L4	1/4″	4″
PHNL-04-L6	1/4″	6″
PHNL-06-L1.5	3/8″	1.5″
PHNL-06-L2	3/8″	2″
PHNL-06-L3	3/8″	3″
PHNL-06-L4	3/8″	4″
PHNL-06-L6	3/8″	6″
PHNL-08-L1.5	1/2″	1.5″
PHNL-08-L2	1/2″	2″
PHNL-08-L3	1/2″	3″
PHNL-08-L4	1/2″	4″
PHNL-08-L6	1/2″	6″
PHNL-12-L2	3/4″	2″
PHNL-12-L3	3/4″	3″
PHNL-12-L4	3/4″	4″
PHNL-12-L6	3/4″	6″
PHNL-16-L1.5	1″	1.5″
PHNL-16-L2	1″	2″
PHNL-16-L3	1″	3″
PHNL-16-L4	1″	4″
PHNL-16-L6	1″	6″

Tech Sheet 20885

Reducing Hexagon Nipples

Male x Male, NPT

0342	Thread	Thread
PRHN-02-01	1/8″	1/16″
PRHN-04-02	1/4″	1/8″
PRHN-06-02	3/8″	1/8″
PRHN-06-04	3/8″	1/4″
PRHN-08-02	1/2″	1/8″
PRHN-08-04	1/2″	1/4″
PRHN-08-06	1/2″	3/8″
PRHN-12-06	3/4″	1/4″
PRHN-12-08	3/4″	1/2″
PRHN-16-08	1″	1/2″
PRHN-16-12	1″	3/4″

Tech Sheet 20885

Hexagon Coupling

Female x Female, NPT

0342	Thread
PHC-02	1/8″
PHC-04	1/4″
PHC-06	3/8″
PHC-08	1/2″
PHC-12	3/4″
PHC-16	1″

Tech Sheet 20885

Reducing Hexagon Couplings

Female x Female, NPT

0342	Thread	Thread
PRC-04-02	1/4″	1/8″
PRC-06-04	3/8″	1/4″
PRC-08-02	1/2″	1/8″
PRC-08-04	1/2″	1/4″
PRC-08-06	1/2″	3/8″
PRC-12-04	3/4″	1/4″
PRC-12-08	3/4″	1/2″
PRC-16-08	1″	1/2″

Tech Sheet 20885

Equal Male x Female Adaptors

Male x Female, NPT

0342	Thread
PPA-02	1/8″
PPA-04	1/4″
PPA-06	3/8″
PPA-08	1/2″
PPA-12	3/4″
PPA-16	1″

Tech Sheet 20885

Reducing Male x Female Adaptors

Male x Female, NPT

0342	Male Thread	Female Thread
PRA-02-01	1/16″	1/8″
PRA-04-02	1/8″	1/4″
PRA-06-02	1/8″	3/8″
PRA-06-04	1/4″	3/8″
PRA-08-02	1/8″	1/2″
PRA-08-04	1/4″	1/2″
PRA-08-06	3/8″	1/2″
PRA-12-04	1/4″	3/4″
PRA-12-06	3/8″	3/4″
PRA-12-08	1/2″	3/4″
PRA-16-04	1/4″	1″
PRA-16-08	1/2″	1″
PRA-16-12	3/4″	1″

Tech Sheet 20885

Gauge Adaptor

Male NPT x Female, BSPP

0342	Male Thread	Female Thread
PGA-04-04	1/4″	1/4″
PGA-06-06	3/8″	3/8″
PGA-08-08	1/2″	1/2″

Tech Sheet 20885

316 PRECISION INSTRUMENTATION PIPE FITTINGS

stainless steel

PANAM

Reducing Bushes

Male x Female, NPT

0342	Male Thread	Female Thread
PRB-02-01	1/8"	1/16"
PRB-04-02	1/4"	1/8"
PRB-06-02	3/8"	1/8"
PRB-06-04	3/8"	1/4"
PRB-08-02	1/2"	1/8"
PRB-08-04	1/2"	1/4"
PRB-08-06	1/2"	3/8"
PRB-12-04	3/4"	1/4"
PRB-12-06	3/4"	3/8"
PRB-12-08	3/4"	1/2"
PRB-16-04	1"	1/4"
PRB-16-06	1"	3/8"
PRB-16-08	1"	1/2"
PRB-16-12	1"	3/4"

Tech Sheet 20885

Pipe Caps

NPT

0342	Thread
PCP-02	1/8"
PCP-04	1/4"
PCP-06	3/8"
PCP-08	1/2"
PCP-12	3/4"
PCP-16	1"

Tech Sheet 20885

Pipe Plugs

NPT

0342	Thread
PP-01	1/16"
PP-02	1/8"
PP-04	1/4"
PP-06	3/8"
PP-08	1/2"
PP-12	3/4"
PP-16	1"

Tech Sheet 20885

Equal Elbows

Female, NPT

0342	Thread
PPFE-02	1/8"
PPFE-04	1/4"
PPFE-06	3/8"
PPFE-08	1/2"
PPFE-12	3/4"
PPFE-16	1"

Tech Sheet 20885

Male, NPT

0342	Thread
PPME-02	1/8"
PPME-04	1/4"
PPME-06	3/8"
PPME-08	1/2"

Tech Sheet 20885

Male x Female, NPT

0342	Thread
PSE-01	1/16"
PSE-02	1/8"
PSE-04	1/4"
PSE-06	3/8"
PSE-08	1/2"
PSE-12	3/4"
PSE-16	1"

Tech Sheet 20885

Equal Tees

Female, NPT

0342	Thread
PFT-02	1/8"
PFT-04	1/4"
PFT-06	3/8"
PFT-08	1/2"
PFT-12	3/4"
PFT-16	1"

Tech Sheet 20885

Male, NPT

0342	Thread
PMT-02	1/8"
PMT-04	1/4"
PMT-06	3/8"
PMT-08	1/2"

Tech Sheet 20885

Branch Tees

Female x Male, NPT

0342	Thread
PBT-02	1/8"
PBT-04	1/4"
PBT-06	3/8"
PBT-08	1/2"

Tech Sheet 20885

Equal Crosses

Female, NPT

0342	Thread
PPC-02	1/8"
PPC-04	1/4"
PPC-06	3/8"
PPC-08	1/2"
PPC-12	3/4"
PPC-16	1"

Tech Sheet 20885

316 STAINLESS STEEL ADAPTORS

stainless steel

AIGNEP

Threads:
Tapered gas in conformity with ISO 7.1, BS 21, DIN 2999.
Parallel gas in conformity with ISO 228 Class A.
Metric in conformity with ISO R/262.

Working Temperature:
-110°C to +300°C

Maximum Working Pressure:
-0.99 - 140 bar

Adaptors

Equal Male Thread, BSPT

0188	Thread
62000-1/8	1/8"
62000-1/4	1/4"
62000-3/8	3/8"
62000-1/2	1/2"
62000-3/4	3/4"
Tech Sheet 10708	

Unequal Male Thread, BSPT

0188	Thread	Thread
62020-1/8-1/4	1/8"	1/4"
62020-1/8-3/8	1/8"	3/8"
62020-1/4-3/8	1/4"	3/8"
62020-1/4-1/2	1/4"	1/2"
62020-3/8-1/2	3/8"	1/2"
62020-1/2-3/4	1/2"	3/4"
Tech Sheet 10708		

Male Thread, BSPT x Female Thread, BSPP

0188	Male Thread	Female Thread
62040-1/8-1/4	1/8"	1/4"
62040-1/4-3/8	1/4"	3/8"
62040-1/4-1/2	1/4"	1/2"
62040-3/8-1/2	3/8"	1/2"
62040-1/2-3/4	1/2"	3/4"
Tech Sheet 10708		

Reducing Bush

Male Thread, BSPT x Female Thread, BSPP

0188	Male Thread	Female Thread
62080-1/4-1/8	1/4"	1/8"
62080-3/8-1/8	3/8"	1/8"
62080-3/8-1/4	3/8"	1/4"
62080-1/2-1/4	1/2"	1/4"
62080-1/2-3/8	1/2"	3/8"
62080-3/4-1/2	3/4"	1/2"
Tech Sheet 10708		

Sockets

Equal Female Thread, BSPP

0188	Thread
62300-1/8	1/8"
62300-1/4	1/4"
62300-3/8	3/8"
62300-1/2	1/2"
62300-3/4	3/4"
Tech Sheet 10708	

Unequal Female Thread, BSPP

0188	Thread	Thread
62310-1/8-1/4	1/8"	1/4"
62310-1/4-3/8	1/4"	3/8"
62310-3/8-1/2	3/8"	1/2"
62310-1/2-3/4	1/2"	3/4"
Tech Sheet 10708		

Blanking Plugs

FKM O-Ring & Hexagon Recess, Male Thread, BSPP

0188	Thread
62315-M5	M5
62315-1/8	1/8"
62315-1/4	1/4"
62315-3/8	3/8"
62315-1/2	1/2"
Tech Sheet 10708	

Male Thread, BSPP

0188	Thread
62320-1/8	1/8"
62320-1/4	1/4"
62320-3/8	3/8"
62320-1/2	1/2"
62320-3/4	3/4"
Tech Sheet 10708	

Male Plugs

Male Thread, BSPT

0188	Thread
62325-1/8	1/8"
62325-1/4	1/4"
62325-3/8	3/8"
62325-1/2	1/2"
Tech Sheet 10708	

316 STAINLESS STEEL ADAPTORS

stainless steel

AIGNEP

Threads:
Tapered gas in conformity with ISO 7.1, BS 21, DIN 2999.
Parallel gas in conformity with ISO 228 Class A.
Metric in conformity with ISO R/262.

Working Temperature:
-110°C to +300°C

Maximum Working Pressure:
-0.99 - 140 bar

Equal Tees

Female Thread, BSPP

0188	Thread
62400-1/8	1/8"
62400-1/4	1/4"
62400-3/8	3/8"
62400-1/2	1/2"
Tech Sheet 10708	

Female BSPP Run Tee x Male BSPT Branch

0188	Thread
62440-1/8	1/8"
62440-1/4	1/4"
62440-3/8	3/8"
62440-1/2	1/2"
Tech Sheet 10708	

Male BSPT x Female BSPP Run Tee x Female BSPP Branch

0188	Thread
62450-1/8	1/8"
62450-1/4	1/4"
62450-3/8	3/8"
62450-1/2	1/2"
Tech Sheet 10708	

Equal Elbows

Female Thread, BSPP

0188	Thread
62510-1/8	1/8"
62510-1/4	1/4"
62510-3/8	3/8"
62510-1/2	1/2"
Tech Sheet 10708	

Male Thread, BSPT x Female Thread, BSPP

0188	Thread
62520-1/8	1/8"
62520-1/4	1/4"
62520-3/8	3/8"
62520-1/2	1/2"
Tech Sheet 10708	

Bulkhead with Locknut

Female Thread, BSPP

0188	Thread
62360-1/8	1/8"
62360-1/4	1/4"
62360-3/8	3/8"
62360-1/2	1/2"
62360-3/4	3/4"
Tech Sheet 10708	

37° JIC STAINLESS STEEL FLARE FITTINGS

stainless steel

Male Stud Couplings

UNF

0215	Thread
205BM6	7/16"-20
205BM8	1/2"-20
205BM10	9/16"-18
205BM12	3/4"-16
205BM16	7/8"-14
205BM20	1.1/16"-12
205BM22	1.3/16"-12
205BM25	1.5/16"-12
205BM32	1.5/8"-12
Tech Sheet 20886	

UNF x BSPT

0215	Thread	Thread
210BM6R18	7/16"-20	1/8"
210BM6R14	7/16"-20	1/4"
210BM6R12	7/16"-20	1/2"
210BM8R18	1/2"-20	1/8"
210BM8R14	1/2"-20	1/4"
210BM10R14	9/16"-18	1/4"
210BM10R18	9/16"-18	1/8"
210BM10R38	9/16"-18	3/8"
210BM10R12	9/16"-18	1/2"
210BM12R14	3/4"-16	1/4"
210BM12R38	3/4"-16	3/8"
210BM12R12	3/4"-16	1/2"
210BM16R12	7/8"-14	1/2"
210BM16R34	7/8"-14	3/4"
210BM20R12	1.1/16"-12	1/2"
210BM20R34	1.1/16"-12	3/4"
210BM20R1	1.1/16"-12	1"
210BM22R34	1.3/16"-12	3/4"
210BM25R34	1.5/16"-12	3/4"
210BM25R1	1.5/16"-12	1"
210BM32R1	1.5/8"-12	1"
210BM32R114	1.5/8"-12	1.1/4"
210BM38R112	1.7/8"-12	1.1/2"
Tech Sheet 20886		

UNF x BSPP

0215	Thread	Thread
210SM6G18	7/16"-20	1/8"
210SM6G14	7/16"-20	1/4"
210SM6G38	7/16"-20	3/8"
210SM6G12	7/16"-20	1/2"
210SM8G18	1/2"-20	1/8"
210SM8G14	1/2"-20	1/4"
210SM8G38	1/2"-20	3/8"
210SM10G18	9/16"-18	1/8"
210SM10G14	9/16"-18	1/4"
210SM10G38	9/16"-18	3/8"
210SM10G12	9/16"-18	1/2"
210SM12G14	3/4"-16	1/4"
210SM12G38	3/4"-16	3/8"
210SM12G12	3/4"-16	1/2"
210SM12G34	3/4"-16	3/4"
210SM16G38	7/8"-14	3/8"
210SM16G12	7/8"-14	1/2"
210SM16G34	7/8"-14	3/4"
210SM20G12	1.1/16"-12	1/2"
210SM20G34	1.1/16"-12	3/4"
210SM20G1	1.1/16"-12	1"
210SM22G34	1.3/16"-12	3/4"
210SM25G34	1.5/16"-12	3/4"
210SM25G1	1.5/16"-12	1"
210SM25G114	1.5/16"-12	1.1/4"
210SM32G1	1.5/8"-12	1"
210SM32G114	1.5/8"-12	1.1/4"
210SM38G114	1.7/8"-12	1.1/4"
210SM38G112	1.7/8"-12	1.1/2"
Tech Sheet 20886		

UNF x NPT

0215	Thread	Thread
214BM6N18	7/16"-20	1/8"
214BM6N14	7/16"-20	1/4"
214BM8N18	1/2"-20	1/8"
214BM8N14	1/2"-20	1/4"
214BM10N18	9/16"-18	1/8"
214BM10N14	9/16"-18	1/4"
214BM10N38	9/16"-18	3/8"
214BM10N12	9/16"-18	1/2"
214BM12N14	3/4"-16	1/4"
214BM12N38	3/4"-16	3/8"
214BM12N12	3/4"-16	1/2"
214BM12N34	3/4"-16	3/4"
214BM16N12	7/8"-14	1/2"
214BM20N12	1.1/16"-12	1/2"
214BM20N34	1.1/16"-12	3/4"
214BM20N1	1.1/16"-12	1"
214BM25N34	1.5/16"-12	3/4"
214BM25N1	1.5/16"-12	1"
214BM32N1	1.5/8"-12	1"
214BM32N114	1.5/8"-12	1.1/4"
214BM38N114	1.7/8"-12	1.1/4"
214BM38N112	1.7/8"-12	1.1/2"
Tech Sheet 20886		

stainless steel

For **316 Stainless Steel Tubing** see page **1287**

For Flaretite Seals see page 111

37° JIC STAINLESS STEEL FLARE FITTINGS

stainless steel

PANAM

Female Stud Couplings

Male UNF x Female BSPP

0215	Male Thread	Female Thread
230BM6G18	7/16"-20	1/8"
230BM6G14	7/16"-20	1/4"
230BM6G12	7/16"-20	1/2"
230BM8G14	1/2"-20	1/4"
230BM10G18	9/16"-18	1/8"
230BM10G14	9/16"-18	1/4"
230BM10G38	9/16"-18	3/8"
230BM10G12	9/16"-18	1/2"
230BM12G14	3/4"-16	1/4"
230BM12G38	3/4"-16	3/8"
230BM12G12	3/4"-16	1/2"
230BM12G34	3/4"-16	3/4"
230BM16G38	7/8"-14	3/8"
230BM16G12	7/8"-14	1/2"
230BM16G34	7/8"-14	3/4"
230BM18G1	1.1/16"-12	1"
230BM22G34	1.3/16"-12	3/4"
230BM25G34	1.5/16"-12	3/4"
230BM25G1	1.5/16"-12	1"
230BM32G1	1.5/8"-12	1"
230BM32G114	1.5/8"-12	1.1/4"
230BM38G114	1.7/8"-12	1.1/2"
230BM38G112	1.7/8"-12	1.1/2"
Tech Sheet 20886		

Male UNF x Female NPT

0215	Male Thread	Female Thread
232BM6N18	7/16"-20	1/8"
232BM6N14	7/16"-20	1/4"
232BM8N14	1/2"-20	1/4"
232BM10N14	9/16"-18	1/4"
232BM10N38	9/16"-18	3/8"
232BM12N12	3/4"-16	1/2"
232BM20N12	1.1/16"-12	1/2"
232BM20N34	1.1/16"-12	3/4"
232BM25N1	1.5/16"-12	1"
232BM32N114	1.5/8"-12	1.1/4"
232BM38N112	1.7/8"-12	1.1/2"
Tech Sheet 20886		

Male UNF x Female BSPT

0215	Male Thread	Female Thread
231M6R18	7/16"-20	1/8"
231M6R14	7/16"-20	1/4"
231M6R12	7/16"-20	1/2"
231M8R18	1/2"-20	1/8"
231M8R14	1/2"-20	1/4"
231M10R18	9/16"-18	1/8"
231M10R14	9/16"-18	1/4"
231M10R38	9/16"-18	3/8"
231M10R12	9/16"-18	1/2"
231M12R14	3/4"-16	1/4"
231M12R38	3/4"-16	3/8"
231M12R12	3/4"-16	1/2"
231M12R34	3/4"-16	3/4"
231M16R38	7/8"-14	3/8"
231M16R12	7/8"-14	1/2"
231M16R34	7/8"-14	3/4"
231M18R34	1.1/16"-12	3/4"
231M18R1	1.1/16"-12	1"
231M22R34	1.3/16"-12	3/4"
231M25R34	1.5/16"-12	3/4"
231M25R1	1.5/16"-12	1"
231M32R1	1.5/8"-12	1"
231M32R114	1.5/8"-12	1.1/4"
231M38R114	1.7/8"-12	1.1/4"
231M38R112	1.7/8"-12	1.1/2"
Tech Sheet 20886		

Female Swivel Connectors

Male UNF x Female UNF

0215	Male Thread	Female Thread
273M6U716	7/16"-20	7/16"-20
273M8U716	1/2"-20	7/16"-20
273M8U12	1/2"-20	1/2"-20
273M10U716	9/16"-18	7/16"-20
273M10U916	9/16"-18	9/16"-18
273M12U916	3/4"-16	9/16"-18
273M16U34	7/8"-14	3/4"-16
273M18U34	1.1/16"-12	3/4"-16
273M18U1116	1.1/16"-12	1.1/16"-12
273M22U1116	1.3/16"-12	1.1/16"-12
273M25U1116	1.5/16"-12	1.1/16"-12
273M25U1516	1.5/16"-12	1.5/16"-12
Tech Sheet 20886		

Male BSPP x Female UNF

0215	Male Thread	Female Thread
273M6G18	1/8"	7/16"-20
273M8G18	1/8"	1/2"-20
273M8G14	1/4"	1/2"-20
273M10G14	1/4"	9/16"-18
273M10G38	3/8"	9/16"-18
273M12G38	3/8"	3/4"-16
273M16G12	1/2"	7/8"-14
273M20G34	3/4"	1.1/16"-12
273M22G34	3/4"	1.3/16"-12
273M25G1	1"	1.5/16"-12
273M32G114	1.1/4"	1.5/8"-12
273M38G112	1.1/2"	1.7/8"-12
Tech Sheet 20886		

Male NPT x Female UNF

0215	Male Thread	Female Thread
276M6N18	1/8"	7/16"-20
276M8N18	1/8"	1/2"-20
276M6N14	1/4"	7/16"-20
276M8N14	1/4"	1/2"-20
276M10N14	1/4"	9/16"-18
276M10N38	3/8"	9/16"-18
276M12N38	3/8"	3/4"-16
276M16N12	1/2"	7/8"-14
276M20N12	1/2"	1.1/16"-12
276M20N34	3/4"	1.1/16"-12
276M22N34	3/4"	1.3/16"-12
276M25N34	3/4"	1.5/16"-12
276M25N1	1"	1.5/16"-12
276M32N114	1.1/4"	1.5/8"-12
276M38N112	1.1/2"	1.7/8"-12
Tech Sheet 20886		

Male BSPT x Female UNF

0215	Male Thread	Female Thread
273M6R18	1/8"	7/16"-20
273M8R14	1/4"	1/2"-20
273M10R14	1/4"	9/16"-18
273M12R14	1/4"	3/4"-16
273M12R38	3/8"	3/4"-16
273M16R12	1/2"	7/8"-14
273M20R12	1/2"	1.1/16"-12
273M20R34	3/4"	1.1/16"-12
273M22R34	3/4"	1.3/16"-12
273M25R34	3/4"	1.5/16"-12
273M25R1	1"	1.5/16"-12
273M32R114	1.1/4"	1.5/8"-12
273M38R112	1.1/2"	1.7/8"-12
Tech Sheet 20886		

37° JIC STAINLESS STEEL FLARE FITTINGS

stainless steel

PANAM

Bulkhead Unions

Bulkhead complete with Locknut, UNF

0215	Thread
204M6U716	7/16"-20
204M8U12	1/2"-20
204M10U916	9/16"-18
204M12U34	3/4"-16
204M16U78	7/8"-14
204M18U1116	1.1/16"-12
204M22U1316	1.3/16"-12
204M25U1516	1.5/16"-12
204M32U158	1.5/8"-12
204M38U178	1.7/8"-12
Tech Sheet 20886	

Bulkhead Locknuts

0215	Thread
199M6U716	7/16"-20
199M8U12	1/2"-20
199M10U916	9/16"-18
199M12U34	3/4"-16
199M16U78	7/8"-14
199M18U1116	1.1/16"-12
199M22U1316	1.3/16"-12
199M25U1516	1.5/16"-12
199M32U158	1.5/8"-12
199M38U178	1.7/8"-12
Tech Sheet 20886	

Fixed Elbows

UNF

0215	Thread
206BM6	7/16"-20
206BM8	1/2"-20
206BM12	3/4"-16
206BM20	1.1/16"-12
206BM22	1.3/16"-12
206BM25	1.5/16"-12
206BM32	1.5/8"-12
206BM38	1.7/8"-12
Tech Sheet 20886	

UNF Male x BSPT Male

0215	Thread	Thread
206M6R18	7/16"-20	1/8"
206M6R14	7/16"-20	1/4"
206M6R12	7/16"-20	1/2"
206M8R18	1/2"-20	1/8"
206M8R14	1/2"-20	1/4"
206M10R18	9/16"-18	1/8"
206M10R14	9/16"-18	1/4"
206M10R38	9/16"-18	3/8"
206M10R12	9/16"-18	1/2"
206M12R14	3/4"-16	1/4"
206M12R38	3/4"-16	3/8"
206M12R12	3/4"-16	1/2"
206M12R34	3/4"-16	3/4"
206M16R38	7/8"-14	3/8"
206M16R12	7/8"-14	1/2"
206M16R34	7/8"-14	3/4"
206M18R34	1.1/16"-12	3/4"
206M18R1	1.1/16"-12	1"
206M22R34	1.3/16"-12	3/4"
206M25R34	1.5/16"-12	3/4"
206M25R1	1.5/16"-12	1"
206M32R1	1.5/8"-12	1"
206M32R114	1.5/8"-12	1.1/4"
206M38R114	1.7/8"-12	1.1/4"
206M38R112	1.7/8"-12	1.1/2"
Tech Sheet 20886		

UNF Male x 45° NPT Male

0215	Thread	Thread
285M6N18	7/16"-20	1/8"
285M8N14	1/2"-20	1/8"
285M10N12	9/16"-18	1/4"
285M12N18	3/4"-16	3/8"
285M16N14	7/8"-14	1/2"
285M18N18	1.1/16"-12	3/4"
285M22N14	1.3/16"-12	3/4"
285M25N38	1.5/16"-12	1"
285M32N12	1.5/8"-12	1.1/4"
285M38N14	1.7/8"-12	1.1/2"
Tech Sheet 20886		

For **Hydraulic Oil** see page **283**

For Flaretite Seals see page 111

37° JIC STAINLESS STEEL FLARE FITTINGS

stainless steel

PANAM

Swivel Elbows

Male x Female, UNF

0215	Thread
275M6U716	7/16"-20
275M8U12	1/2"-20
275M10U916	9/16"-18
275M12U34	3/4"-16
275M16U78	7/8"-14
275M18U1116	1.1/16"-12
275M22U1316	1.3/16"-12
275M25U1516	1.5/16"-12
275M32U158	1.5/8"-12
275M38U178	1.7/8"-12

Tech Sheet 20886

NPT Male x UNF Female

0215	Thread	Thread
275M6N18	7/16"-20	1/8"
275M6N14	7/16"-20	1/4"
275M6N12	7/16"-20	1/2"
275M8N18	1/2"-20	1/8"
275M8N14	1/2"-20	1/4"
275M10N18	9/16"-18	1/8"
275M10N14	9/16"-18	1/4"
275M10N38	9/16"-18	3/8"
275M10N12	9/16"-18	1/2"
275M12N14	3/4"-16	1/4"
275M12N38	3/4"-16	3/8"
275M12N12	3/4"-16	1/2"
275M12N34	3/4"-16	3/4"
275M16N38	7/8"-14	3/8"
275M16N12	7/8"-14	1/2"
275M16N34	7/8"-14	3/4"
275M18N34	1.1/16"-12	3/4"
275M18N1	1.1/16"-12	1"
275M22N34	1.3/16"-12	3/4"
275M25N34	1.5/16"-12	3/4"
275M25N1	1.5/16"-12	1"
275M32N1	1.5/8"-12	1"
275M32N114	1.5/8"-12	1.1/4"
275M38N114	1.7/8"-12	1.1/4"
275M38N112	1.7/8"-12	1.1/2"

Tech Sheet 20886

Equal Female, UNF

0215	Thread
265M6U716	7/16"-20
265M8U12	1/2"-20
265M10U916	9/16"-18
265M12U34	3/4"-16
265M16U78	7/8"-14
265M18U1116	1.1/16"-12
265M22U1316	1.3/16"-12
265M25U1516	1.5/16"-12
265M32U158	1.5/8"-12
265M38U178	1.7/8"-12

Tech Sheet 20886

90º Position Elbows

UNF x BSPP

0215	Thread	Thread
216SM6G18	7/16"-20	1/8"
216SM6G14	7/16"-20	1/4"
216SM8G18	1/2"-20	1/8"
216SM10G38	9/16"-18	3/8"
216SM12G14	3/4"-16	1/4"
216SM12G38	3/4"-16	3/8"
216SM12G12	3/4"-16	1/2"
216SM12G34	3/4"-16	3/4"
216SM16G14	7/8"-14	1/4"
216SM16G38	7/8"-14	3/8"
216SM16G12	7/8"-14	1/2"
216SM16G34	7/8"-14	3/4"
216SM20G12	1.1/16"-12	1/2"
216SM20G34	1.1/16"-12	3/4"
216SM22G12	1.3/16"-12	1/2"
216SM22G34	1.3/16"-12	3/4"
216SM22G1	1.3/16"-12	1/2"
216SM25G12	1.5/16"-12	1/2"
216SM25G1	1.5/16"-12	1"
216SM32G1	1.5/8"-12	1"
216SM38G112	1.7/8"-12	1.1/2"

Tech Sheet 20886

Fixed Tees

UNF

0215	Thread
207BM6	7/16"-20
207BM8	1/2"-20
207BM10	9/16"-18
207BM12	3/4"-16
207BM16	7/8"-14
207BM20	1.1/16"-12
207BM22	1.3/16"-12
207BM25	1.5/16"-12
207BM32	1.5/8"-12

Tech Sheet 20886

UNF Male x NPT Male Branch

0215	Thread	Thread
307M6N18	7/16"-20	1/8"
307M6N14	7/16"-20	1/4"
307M6N12	7/16"-20	1/2"
307M8N18	1/2"-20	1/8"
307M8N14	1/2"-20	1/4"
307M10N18	9/16"-18	1/8"
307M10N14	9/16"-18	1/4"
307M10N38	9/16"-18	3/8"
307M10N12	9/16"-18	1/2"
307M12N14	3/4"-16	1/4"
307M12N38	3/4"-16	3/8"
307M12N12	3/4"-16	1/2"
307M12N34	3/4"-16	3/4"
307M16N38	7/8"-14	3/8"
307M16N12	7/8"-14	1/2"
307M16N34	7/8"-14	3/4"
307M18N34	1.1/16"-12	3/4"
307M18N1	1.1/16"-12	1"
307M22N34	1.3/16"-12	3/4"
307M25N34	1.5/16"-12	3/4"
307M25N1	1.5/16"-12	1"
307M32N1	1.5/8"-12	1"
307M32N114	1.5/8"-12	1.1/4"
307M38N114	1.7/8"-12	1.1/4"
307M38N112	1.7/8"-12	1.1/2"

Tech Sheet 20886

For Flaretite Seals see page 111

37° JIC STAINLESS STEEL FLARE FITTINGS

stainless steel

PANAM

Fixed Tees

UNF Male x NPT Male Run

0215	Thread	Thread
309M6N18	7/16"-20	1/8"
309M6N14	7/16"-20	1/4"
309M6N12	7/16"-20	1/2"
309M8N18	1/2"-20	1/8"
309M8N14	1/2"-20	1/4"
309M10N18	9/16"-18	1/8"
309M10N14	9/16"-18	1/4"
309M10N38	9/16"-18	3/8"
309M10N12	9/16"-18	1/2"
309M12N14	3/4"-16	1/4"
309M12N38	3/4"-16	3/8"
309M12N12	3/4"-16	1/2"
309M12N34	3/4"-16	3/4"
309M16N38	7/8"-14	3/8"
309M16N12	7/8"-14	1/2"
309M16N34	7/8"-14	3/4"
309M18N34	1.1/16"-12	3/4"
309M18N1	1.1/16"-12	1"
309M22N34	1.3/16"-12	3/4"
309M25N34	1.5/16"-12	3/4"
309M25N1	1.5/16"-12	1"
309M32N1	1.5/8"-12	1"
309M32N114	1.5/8"-12	1.1/4"
309M38N114	1.7/8"-12	1.1/4"
309M38N112	1.7/8"-12	1.1/2"

Tech Sheet 20886

Swivel Tees

Female Swivel, UNF

0215	Thread
310M6U716	7/16"-20
310M8U12	1/2"-20
310M10U916	9/16"-18
310M12U34	3/4"-16
310M16U78	7/8"-14
310M18U1116	1.1/16"-12
310M22U1316	1.3/16"-12
310M25U1516	1.5/16"-12
310M32U158	1.5/8"-12
310M38U178	1.7/8"-12

Tech Sheet 20886

Female Swivel Branch, UNF

0215	Thread
314M6U716	7/16"-20
314M8U12	1/2"-20
314M10U916	9/16"-18
314M12U34	3/4"-16
314M16U78	7/8"-14
314M18U1116	1.1/16"-12
314M22U1316	1.3/16"-12
314M25U1516	1.5/16"-12
314M32U158	1.5/8"-12
314M38U178	1.7/8"-12

Tech Sheet 20886

Female Swivel Run, UNF

0215	Thread
312M6U716	7/16"-20
312M8U12	1/2"-20
312M10U916	9/16"-18
312M12U34	3/4"-16
312M16U78	7/8"-14
312M18U1116	1.1/16"-12
312M22U1316	1.3/16"-12
312M25U1516	1.5/16"-12
312M32U158	1.5/8"-12
312M38U178	1.7/8"-12

Tech Sheet 20886

Position Tees

UNF Male x BSPP Male

0215	Thread	Thread
308M6G18	7/16"-20	1/8"
308M6G14	7/16"-20	1/4"
308M8G18	1/2"-20	1/8"
308M8G14	1/2"-20	1/4"
308M10G14	9/16"-18	1/4"
308M10G38	9/16"-18	3/8"
308M12G14	3/4"-16	1/4"
308M12G38	3/4"-16	3/8"
308M12G12	3/4"-16	1/2"
308M12G34	3/4"-16	3/4"
308M16G14	7/8"-14	1/4"
308M16G38	7/8"-14	3/8"
308M16G12	7/8"-14	1/2"
308M16G34	7/8"-14	3/4"
308M20G12	1.1/16"-12	1/2"
308M20G34	1.1/16"-12	3/4"
308M22G34	1.3/16"-12	1/2"
308M22G1	1.3/16"-12	3/4"
308M22G12	1.3/16"-12	1"
308M25G34	1.5/16"-12	1/2"
308M25G1	1.5/16"-12	3/4"
308M32G1	1.5/8"-12	1"
308M32G114	1.5/8"-12	1"
308M38G114	1.7/8"-12	1.1/4"
308M38G112	1.7/8"-12	1.1/2"

Tech Sheet 20886

Cross

Male, UNF

0215	Thread
320M6U716	7/16"-20
320M8U12	1/2"-20
320M10U916	9/16"-18
320M12U34	3/4"-16
320M16U78	7/8"-14
320M18U1116	1.1/16"-12
320M22U1316	1.3/16"-12
320M25U1516	1.5/16"-12
320M32U158	1.5/8"-12
320M38U178	1.7/8"-12

Tech Sheet 20886

For Flaretite Seals see page 111

37° JIC STAINLESS STEEL FLARE FITTINGS

stainless steel

PANAM

Swivel Caps

UNF

0215	Thread
289M6U716	7/16"-20
289M8U12	1/2"-20
289M10U916	9/16"-18
289M12U34	3/4"-16
289M16U78	7/8"-14
289M22U1316	1.3/16"-12
289M25U1516	1.5/16"-12
289M32U158	1.5/8"-12
289M38U178	1.7/8"-12

Tech Sheet 20886

Blanking Plugs

UNF

0215	Thread
299M6	7/16"-20
299M8	1/2"-20
299M10	9/16"-18
299M12	3/4"-16
299M16	7/8"-14
299M20	1.1/16"-12
299M22	1.3/16"-12
299M25	1.5/16"-12
299M32	1.5/8"-12
299M38	1.7/8"-12

Tech Sheet 20886

Reducing Adaptors

UNF Tube x UNF Male

0215	OD mm	OD mm	Male Thread
303M6U716	10	6	7/16"-20
303M6U34	12	6	3/4"-16
303M10U34	12	10	3/4"-16
303M6U78	16	6	7/8"-14
303M10U78	16	10	7/8"-14
303M6U1116	18	6	1.1/16"-12
303M10U1116	18	10	1.1/16"-12
303M12U1116	18	12	1.1/16"-12
303M10U1316	22	10	1.3/16"-12
303M16U1316	22	16	1.3/16"-12
303M6U1516	25	6	1.5/16"-12
303M10U1516	25	10	1.5/16"-12
303M12U1516	25	12	1.5/16"-12
303M16U1516	25	16	1.5/16"-12
303M18U1516	25	18	1.5/16"-12
303M18U158	32	18	1.5/8"-12
303M25U158	32	25	1.5/8"-12
303M12U178	38	12	1.7/8"-12
303M18U178	38	18	1.7/8"-12
303M25U178	38	25	1.7/8"-12

Tech Sheet 20886

Tube Nuts

UNF

0215	Thread
201M6U716	7/16"-20
201M8U12	1/2"-20
201M10U916	9/16"-18
201M12U34	3/4"-16
201M16U78	7/8"-14
201M20U1116	1.1/16"-12
201M22U1316	1.3/16"-12
201M25U1516	1.5/16"-12
201M32U158	1.5/8"-12
201M38U178	1.7/8"-12

Tech Sheet 20886

Flare Sleeves

Metric

0215	OD mm
203M6	6
203M8	8
203M10	10
203M12	12
203M14	14
203M15	15
203M16Z58	16
203M18	18
203M20	20
203M25	25
203M30	30
203M32	32
203M38Z112	38

Tech Sheet 20886

Imperial

0215	OD
203Z14	1/4"
203Z516	5/16"
203Z38	3/8"
203Z12	1/2"
203M15Z58	5/8"
203Z34	3/4"
203Z1	1"

Tech Sheet 20886

For Flaretite Seals see page 111

10,000 PSI RATED, 316 STAINLESS STEEL ADAPTORS

stainless steel

PANAM

These fittings within the industry are known as 10K fittings which have a 10,000 psi working pressure rating.
All BSPP fittings are 60° coned for connection to hoses.

Maximum Working Pressure:
10,000 psi (690 bar)

Male x Male Straight Adaptors

BSPP x BSPP

0339	Thread	Thread
2G-2G-MM-10K	1/8"	1/8"
2G-4G-MM-10K	1/8"	1/4"
2G-6G-MM-10K	1/8"	3/8"
2G-8G-MM-10K	1/8"	1/2"
2G-12G-MM-10K	1/8"	3/4"
2G-16G-MM-10K	1/8"	1"
4G-4G-MM-10K	1/4"	1/4"
4G-6G-MM-10K	1/4"	3/8"
4G-8G-MM-10K	1/4"	1/2"
4G-12G-MM-10K	1/4"	3/4"
4G-16G-MM-10K	1/4"	1"
6G-6G-MM-10K	3/8"	3/8"
6G-8G-MM-10K	3/8"	1/2"
6G-12G-MM-10K	3/8"	3/4"
6G-16G-MM-10K	3/8"	1"
8G-8G-MM-10K	1/2"	1/2"
8G-12G-MM-10K	1/2"	3/4"
8G-16G-MM-10K	1/2"	1"
12G-12G-MM-10K	3/4"	3/4"
12G-16G-MM-10K	3/4"	1"
16G-16G-MM-10K	1"	1"
Tech Sheet 20887		

BSPP x NPT

0339	Thread	Thread
2G-2N-MM-10K	1/8"	1/8"
2G-4N-MM-10K	1/8"	1/4"
2G-6N-MM-10K	1/8"	3/8"
2G-8N-MM-10K	1/8"	1/2"
2G-12N-MM-10K	1/8"	3/4"
2G-16N-MM-10K	1/8"	1"
4G-2N-MM-10K	1/4"	1/8"
4G-4N-MM-10K	1/4"	1/4"
4G-6N-MM-10K	1/4"	3/8"
4G-8N-MM-10K	1/4"	1/2"
4G-12N-MM-10K	1/4"	3/4"
4G-16N-MM-10K	1/4"	1"
6G-4N-MM-10K	3/8"	1/4"
6G-6N-MM-10K	3/8"	3/8"
6G-8N-MM-10K	3/8"	1/2"
6G-12N-MM-10K	3/8"	3/4"
6G-16N-MM-10K	3/8"	1"
8G-4N-MM-10K	1/2"	1/4"
8G-6N-MM-10K	1/2"	3/8"
8G-8N-MM-10K	1/2"	1/2"
8G-12N-MM-10K	1/2"	3/4"
8G-16N-MM-10K	1/2"	1"
12G-12N-MM-10K	3/4"	3/4"
12G-16N-MM-10K	3/4"	1"
16G-16N-MM-10K	1"	1"
Tech Sheet 20887		

BSPP x JIC

0339	Thread	Thread
2G-4J-MM-10K	1/8"	7/16"
2G-6J-MM-10K	1/8"	9/16"
4G-4J-MM-10K	1/4"	7/16"
4G-6J-MM-10K	1/4"	9/16"
4G-8J-MM-10K	1/4"	3/4"
6G-4J-MM-10K	3/8"	7/16"
6G-6J-MM-10K	3/8"	9/16"
6G-8J-MM-10K	3/8"	3/4"
6G-10J-MM-10K	3/8"	7/8"
6G-12J-MM-10K	3/8"	1.1/16"
8G-4J-MM-10K	1/2"	7/16"
8G-8J-MM-10K	1/2"	3/4"
8G-10J-MM-10K	1/2"	7/8"
8G-12J-MM-10K	1/2"	1.1/16"
8G-16J-MM-10K	1/2"	1.5/16"
12G-8J-MM-10K	3/4"	3/4"
12G-10J-MM-10K	3/4"	7/8"
12G-12J-MM-10K	3/4"	1.1/16"
12G-16J-MM-10K	3/4"	1.5/16"
16G-10J-MM-10K	1"	7/8"
16G-12J-MM-10K	1"	1.1/16"
16G-16J-MM-10K	1"	1.5/16"
Tech Sheet 20887		

NPT x NPT

0339	Thread	Thread
2N-2N-MM-10K	1/8"	1/8"
2N-4N-MM-10K	1/8"	1/4"
4N-4N-MM-10K	1/4"	1/4"
4N-6N-MM-10K	1/4"	3/8"
4N-8N-MM-10K	1/4"	1/2"
6N-2N-MM-10K	3/8"	1/8"
6N-6N-MM-10K	3/8"	3/8"
6N-8N-MM-10K	3/8"	1/2"
8N-2N-MM-10K	1/2"	1/8"
8N-8N-MM-10K	1/2"	1/2"
12N-2N-MM-10K	3/4"	1/8"
12N-4N-MM-10K	3/4"	1/4"
12N-6N-MM-10K	3/4"	3/8"
12N-8N-MM-10K	3/4"	1/2"
12N-12N-MM-10K	3/4"	3/4"
16N-2N-MM-10K	1"	1/8"
16N-4N-MM-10K	1"	1/4"
16N-6N-MM-10K	1"	3/8"
16N-8N-MM-10K	1"	1/2"
16N-12N-MM-10K	1"	3/4"
16N-16N-MM-10K	1"	1"
Tech Sheet 20887		

NPT x JIC

0339	Thread	Thread
2N-2J-MM-10K	1/8"	5/16"
2N-4J-MM-10K	1/8"	7/16"
4N-4J-MM-10K	1/4"	7/16"
4N-6J-MM-10K	1/4"	9/16"
4N-8J-MM-10K	1/4"	3/4"
6N-4J-MM-10K	3/8"	7/16"
6N-6J-MM-10K	3/8"	9/16"
6N-8J-MM-10K	3/8"	3/4"
6N-12J-MM-10K	3/8"	1.1/16"
8N-4J-MM-10K	1/2"	7/16"
8N-6J-MM-10K	1/2"	9/16"
8N-8J-MM-10K	1/2"	3/4"
8N-12J-MM-10K	1/2"	1.1/16"
12N-8J-MM-10K	3/4"	3/4"
12N-12J-MM-10K	3/4"	1.1/16"
12N-16J-MM-10K	3/4"	1.5/16"
16N-12J-MM-10K	1"	1.1/16"
16N-16J-MM-10K	1"	1.5/16"
Tech Sheet 20887		

JIC x JIC

0339	Thread	Thread
4J-4J-MM-10K	7/16"	7/16"
4J-6J-MM-10K	7/16"	9/16"
4J-8J-MM-10K	7/16"	3/4"
6J-6J-MM-10K	9/16"	9/16"
6J-8J-MM-10K	9/16"	3/4"
6J-10J-MM-10K	9/16"	7/8"
8J-8J-MM-10K	3/4"	3/4"
8J-10J-MM-10K	3/4"	7/8"
8J-12J-MM-10K	3/4"	1.1/16"
10J-10J-MM-10K	7/8"	7/8"
10J-12J-MM-10K	7/8"	1.1/16"
10J-16J-MM-10K	7/8"	1.5/16"
12J-16J-MM-10K	1.1/16"	1.5/16"
16J-16J-MM-10K	1.5/16"	1.5/16"
Tech Sheet 20887		

10,000 PSI RATED, 316 STAINLESS STEEL ADAPTORS

stainless steel

PANAM

These fittings within the industry are known as 10K fittings which have a 10,000 psi working pressure rating.
All BSPP fittings are 60° coned for connection to hoses.

Maximum Working Pressure:
10,000 psi (690 bar)

Male x Female Straight Adaptors

BSPP x BSPP

0339	Male Thread	Female Thread
2G-2G-MF-A-10K	1/8"	1/8"
2G-4G-MF-A-10K	1/8"	1/4"
2G-6G-MF-A-10K	1/8"	3/8"
2G-8G-MF-A-10K	1/8"	1/2"
2G-12G-MF-A-10K	1/8"	3/4"
4G-4G-MF-A-10K	1/4"	1/4"
4G-6G-MF-A-10K	1/4"	3/8"
4G-8G-MF-A-10K	1/4"	1/2"
4G-12G-MF-A-10K	1/4"	3/4"
4G-16G-MF-A-10K	1/4"	1"
6G-6G-MF-A-10K	3/8"	3/8"
6G-8G-MF-A-10K	3/8"	1/2"
6G-12G-MF-A-10K	3/8"	3/4"
6G-16G-MF-A-10K	3/8"	1"
8G-8G-MF-A-10K	1/2"	1/2"
8G-12G-MF-A-10K	1/2"	3/4"
8G-16G-MF-A-10K	1/2"	1"
12G-12G-MF-A-10K	3/4"	3/4"
12G-16G-MF-A-10K	3/4"	1"
16G-16G-MF-A-10K	1"	1"
Tech Sheet 20887		

NPT x NPT

0339	Male Thread	Female Thread
2N-2N-MF-A-10K	1/8"	1/8"
2N-4N-MF-A-10K	1/8"	1/4"
2N-6N-MF-A-10K	1/8"	3/8"
2N-8N-MF-A-10K	1/8"	1/2"
2N-12N-MF-A-10K	1/8"	3/4"
4N-4N-MF-A-10K	1/4"	1/4"
4N-6N-MF-A-10K	1/4"	3/8"
4N-8N-MF-A-10K	1/4"	1/2"
4N-12N-MF-A-10K	1/4"	3/4"
4N-16N-MF-A-10K	1/4"	1"
6N-6N-MF-A-10K	3/8"	3/8"
6N-8N-MF-A-10K	3/8"	1/2"
6N-12N-MF-A-10K	3/8"	3/4"
6N-16N-MF-A-10K	3/8"	1"
8N-8N-MF-A-10K	1/2"	1/2"
8N-12N-MF-A-10K	1/2"	3/4"
8N-16N-MF-A-10K	1/2"	1"
12N-12N-MF-A-10K	3/4"	3/4"
12N-16N-MF-A-10K	3/4"	1"
16N-16N-MF-A-10K	1"	1"
Tech Sheet 20887		

JIC x NPT

0339	Male Thread	Female Thread
4J-2N-MF-A-10K	7/16"-20	1/8"
4J-4N-MF-A-10K	7/16"-20	1/4"
6J-4N-MF-A-10K	9/16"-18	1/4"
4J-6N-MF-A-10K	7/16"-20	3/8"
6J-6N-MF-A-10K	9/16"-18	3/8"
8J-6N-MF-A-10K	3/4"-16	3/8"
8J-8N-MF-A-10K	9/16"-18	1/2"
10J-8N-MF-A-10K	3/4"-16	1/2"
12J-8N-MF-A-10K	7/8"-14	1/2"
12J-12N-MF-A-10K	3/4"-16	1/2"
16J-16N-MF-A-10K	7/8"-14	1/2"
Tech Sheet 20887		

BSPP x JIC, Swivel

0339	Male Thread	Female Thread
4G-4J-MF-10K	1/4"	7/16"
4G-5J-MF-10K	1/4"	1/2"
4G-6J-MF-10K	1/4"	9/16"
6G-6J-MF-10K	3/8"	9/16"
8G-6J-MF-10K	1/2"	9/16"
6G-8J-MF-10K	3/8"	3/4"
8G-8J-MF-10K	1/2"	3/4"
6G-10J-MF-10K	3/8"	7/8"
8G-10J-MF-10K	1/2"	7/8"
12G-10J-MF-10K	3/4"	7/8"
8G-12J-MF-10K	1/2"	1.1/16"
12G-12J-MF-10K	3/4"	1.1/16"
16G-12J-MF-10K	1"	1.1/16"
12G-16J-MF-10K	3/4"	1.5/16"
16G-16J-MF-10K	1"	1.5/16"
Tech Sheet 20887		

NPT x JIC, Swivel

0339	Male Thread	Female Thread
4N-4J-MF-10K	1/4"	7/16"
6N-6J-MF-10K	3/8"	9/16"
6N-8J-MF-10K	3/8"	3/4"
8N-10J-MF-10K	1/2"	7/8"
8N-12J-MF-10K	1/2"	1.1/16"
12N-12J-MF-10K	3/4"	1.1/16"
12N-14J-MF-10K	3/4"	1.3/16"
12N-16J-MF-10K	3/4"	1.5/16"
16N-16J-MF-10K	1"	1.5/16"
Tech Sheet 20887		

JIC x JIC, Swivel

0339	Male Thread	Female Thread
4J-4J-MF-10K	7/16"	7/16"
4J-6J-MF-10K	7/16"	9/16"
4J-8J-MF-10K	7/16"	3/4"
6J-4J-MF-10K	9/16"	7/16"
6J-6J-MF-10K	9/16"	9/16"
6J-8J-MF-10K	9/16"	3/4"
8J-4J-MF-10K	3/4"	7/16"
8J-6J-MF-10K	3/4"	9/16"
10J-8J-MF-10K	7/8"	3/4"
12J-8J-MF-10K	1.1/16"	3/4"
12J-12J-MF-10K	1.1/16"	1.1/16"
14J-12J-MF-10K	1.3/16"	1.1/16"
16J-12J-MF-10K	1.5/16"	1.1/16"
16J-16J-MF-10K	1.5/16"	1.5/16"
Tech Sheet 20887		

KR 500



For **Hydraulic Adaptors** see pages **82-84**

10,000 PSI RATED, 316 STAINLESS STEEL ADAPTORS

stainless steel

PANAM

These fittings within the industry are known as 10K fittings which have a 10,000 psi working pressure rating.
All BSPP fittings are 60° coned for connection to hoses.

Maximum Working Pressure:
10,000 psi (690 bar)

Male x Female Straight Reducers

BSPP

0339	Male Thread	Female Thread
4G-2G-MF-B-10K	1/4"	1/8"
6G-2G-MF-B-10K	3/8"	1/8"
6G-4G-MF-B-10K	3/8"	1/4"
8G-2G-MF-B-10K	1/2"	1/8"
8G-4G-MF-B-10K	1/2"	1/4"
8G-6G-MF-B-10K	1/2"	3/8"
12G-2G-MF-B-10K	3/4"	1/8"
12G-4G-MF-B-10K	3/4"	1/4"
12G-6G-MF-B-10K	3/4"	3/8"
12G-8G-MF-B-10K	3/4"	1/2"
16G-2G-MF-B-10K	1"	1/8"
16G-4G-MF-B-10K	1"	1/4"
16G-6G-MF-B-10K	1"	3/8"
16G-8G-MF-B-10K	1"	1/2"
16G-12G-MF-B-10K	1"	3/4"

Tech Sheet 20887

NPT

0339	Male Thread	Female Thread
4N-2N-MF-B-10K	1/4"	1/8"
6N-2N-MF-B-10K	3/8"	1/8"
6N-4N-MF-B-10K	3/8"	1/4"
8N-2N-MF-B-10K	1/2"	1/8"
8N-4N-MF-B-10K	1/2"	1/4"
8N-6N-MF-B-10K	1/2"	3/8"
12N-2N-MF-B-10K	3/4"	1/8"
12N-4N-MF-B-10K	3/4"	1/4"
12N-6N-MF-B-10K	3/4"	3/8"
12N-8N-MF-B-10K	3/4"	1/2"
16N-2N-MF-B-10K	1"	1/8"
16N-4N-MF-B-10K	1"	1/4"
16N-6N-MF-B-10K	1"	3/8"
16N-8N-MF-B-10K	1"	1/2"
16N-12N-MF-B-10K	1"	3/4"

Tech Sheet 20887

Female x Female Straight Adaptors

Swivel, BSPP

0339	Thread	Thread
4G-4G-FF-10K	1/4"	1/4"
4G-6G-FF-10K	1/4"	3/8"
4G-8G-FF-10K	1/4"	1/2"
6G-6G-FF-10K	3/8"	3/8"
6G-8G-FF-10K	3/8"	1/2"
8G-8G-FF-10K	1/2"	1/2"
12G-12G-FF-10K	3/4"	3/4"
16G-16G-FF-10K	1"	1"

Tech Sheet 20887

Fixed, NPT

0339	Thread	Thread
2N-2N-FF-10K	1/8"	1/8"
2N-4N-FF-10K	1/8"	1/4"
2N-6N-FF-10K	1/8"	3/8"
2N-8N-FF-10K	1/8"	1/2"
2N-12N-FF-10K	1/8"	3/4"
2N-16N-FF-10K	1/8"	1"
4N-4N-FF-10K	1/4"	1/4"
4N-6N-FF-10K	1/4"	3/8"
4N-8N-FF-10K	1/4"	1/2"
4N-12N-FF-10K	1/4"	3/4"
4N-16N-FF-10K	1/4"	1"
6N-6N-FF-10K	3/8"	3/8"
6N-8N-FF-10K	3/8"	1/2"
6N-12N-FF-10K	3/8"	3/4"
6N-16N-FF-10K	3/8"	1"
8N-8N-FF-10K	1/2"	1/2"
8N-12N-FF-10K	1/2"	3/4"
8N-16N-FF-10K	1/2"	1"
12N-12N-FF-10K	3/4"	3/4"
12N-16N-FF-10K	3/4"	1"
16N-16N-FF-10K	1"	1"

Tech Sheet 20887

Swivel, JIC

0339	Thread	Thread
4J-4J-FF-10K	7/16"	7/16"
4J-6J-FF-10K	7/16"	9/16"
4J-8J-FF-10K	9/16"	3/4"
6J-6J-FF-10K	9/16"	9/16"
6J-8J-FF-10K	9/16"	3/4"
8J-8J-FF-10K	3/4"	3/4"
12J-12J-FF-10K	1.1/16"	1.1/16"
16J-16J-FF-10K	1.5/16"	1.5/16"

Tech Sheet 20887

Male x Male Elbows

BSPP

0339	Thread
2G-E-MM-10K	1/8"
4G-E-MM-10K	1/4"
6G-E-MM-10K	3/8"
8G-E-MM-10K	1/2"
12G-E-MM-10K	3/4"
16G-E-MM-10K	1"

Tech Sheet 20887

NPT

0339	Thread
2N-E-MM-10K	1/8"
4N-E-MM-10K	1/4"
6N-E-MM-10K	3/8"
8N-E-MM-10K	1/2"
12N-E-MM-10K	3/4"
16N-E-MM-10K	1"

Tech Sheet 20887

10,000 PSI RATED, 316 STAINLESS STEEL ADAPTORS

stainless steel

PANAM

These fittings within the industry are known as 10K fittings which have a 10,000 psi working pressure rating.
All BSPP fittings are 60° coned for connection to hoses.

Maximum Working Pressure:
10,000 psi (690 bar)

Male x Female Elbows

Swivel, BSPP

0339	Thread
2G-E-MF-10K	1/8"
4G-E-MF-10K	1/4"
6G-E-MF-10K	3/8"
8G-E-MF-10K	1/2"
12G-E-MF-10K	3/4"
16G-E-MF-10K	1"
Tech Sheet 20887	

Fixed, NPT

0339	Thread
2N-E-MF-10K	1/8"
4N-E-MF-10K	1/4"
6N-E-MF-10K	3/8"
8N-E-MF-10K	1/2"
12N-E-MF-10K	3/4"
16N-E-MF-10K	1"
Tech Sheet 20887	

Swivel, JIC

0339	Thread
4J-E-MF-10K	7/16"
6J-E-MF-10K	9/16"
8J-E-MF-10K	3/4"
10J-E-MF-10K	7/8"
12J-E-MF-10K	1.1/16"
16J-E-MF-10K	1.5/16"
Tech Sheet 20887	

NPT x JIC

0339	Male Thread	Female Thread
4N-4J-E-MF-10K	1/4"	7/16"
6N-6J-E-MF-10K	3/8"	9/16"
8N-8J-E-MF-10K	1/2"	3/4"
12N-12J-E-MF-10K	3/4"	1.1/16"
Tech Sheet 20887		

Female x Female Elbows

BSPP

0339	Thread
2G-E-FF-10K	1/8"
4G-E-FF-10K	1/4"
6G-E-FF-10K	3/8"
8G-E-FF-10K	1/2"
12G-E-FF-10K	3/4"
16G-E-FF-10K	1"
Tech Sheet 20887	

NPT

0339	Thread
2N-E-10K	1/8"
4N-E-10K	1/4"
6N-E-10K	3/8"
8N-E-10K	1/2"
12N-E-10K	3/4"
16N-E-10K	1"
Tech Sheet 20887	

JIC

0339	Thread
2J-E-FF-10K	7/16"
4J-E-FF-10K	9/16"
6J-E-FF-10K	3/4"
8J-E-FF-10K	7/8"
12J-E-FF-10K	1.1/16"
16J-E-FF-10K	1.5/16"
Tech Sheet 20887	

Male x Male Tees

BSPP

0339	Thread
2G-T-MM-10K	1/8"
4G-T-MM-10K	1/4"
6G-T-MM-10K	3/8"
8G-T-MM-10K	1/2"
12G-T-MM-10K	3/4"
16G-T-MM-10K	1"
Tech Sheet 20887	

NPT

0339	Thread
2N-T-MM-10K	1/8"
4N-T-MM-10K	1/4"
6N-T-MM-10K	3/8"
8N-T-MM-10K	1/2"
12N-T-MM-10K	3/4"
16N-T-MM-10K	1"
Tech Sheet 20887	

JIC

0339	Thread
4J-T-MM-10K	7/16"
5J-T-MM-10K	1/2"
6J-T-MM-10K	9/16"
8J-T-MM-10K	3/4"
10J-T-MM-10K	7/8"
12J-T-MM-10K	1.1/16"
14J-T-MM-10K	1.3/16"
16J-T-MM-10K	1.5/16"
Tech Sheet 20887	

10,000 PSI RATED, 316 STAINLESS STEEL ADAPTORS

stainless steel

PANAM

These fittings within the industry are known as 10K fittings which have a 10,000 psi working pressure rating.
All BSPP fittings are 60° coned for connection to hoses.

Maximum Working Pressure:
10,000 psi (690 bar)

Female x Female Tees

BSPP

0339	Thread
2G-T-FF-10K	1/8"
4G-T-FF-10K	1/4"
6G-T-FF-10K	3/8"
8G-T-FF-10K	1/2"
12G-T-FF-10K	3/4"
16G-T-FF-10K	1"
Tech Sheet 20887	

NPT

0339	Thread
2N-T-10K	1/8"
4N-T-10K	1/4"
6N-T-10K	3/8"
8N-T-10K	1/2"
12N-T-10K	3/4"
Tech Sheet 20887	

JIC

0339	Thread
2J-T-FF-10K	7/16"
4J-T-FF-10K	9/16"
6J-T-FF-10K	3/4"
8J-T-FF-10K	7/8"
12J-T-FF-10K	1.1/16"
16J-T-FF-10K	1.5/16"
Tech Sheet 20887	

Female Equal Cross

NPT

0339	Thread
2N-X-10K	1/8"
4N-X-10K	1/4"
6N-X-10K	3/8"
8N-X-10K	1/2"
12N-X-10K	3/4"
16N-X-10K	1"
Tech Sheet 20887	

Plugs

BSPP

0339	Thread
2G-P-10K	1/8"
4G-P-10K	1/4"
6G-P-10K	3/8"
8G-P-10K	1/2"
12G-P-10K	3/4"
16G-P-10K	1"
Tech Sheet 20887	

NPT

0339	Thread
2N-P-10K	1/8"
4N-P-10K	1/4"
6N-P-10K	3/8"
8N-P-10K	1/2"
12N-P-10K	3/4"
16N-P-10K	1"
Tech Sheet 20887	

JIC

0339	Thread
4J-P-10K	7/16"
6J-P-10K	9/16"
8J-P-10K	3/4"
10J-P-10K	7/8"
12J-P-10K	1.1/16"
16J-P-10K	1.5/16"
Tech Sheet 20887	

Caps

BSPP

0339	Thread
2G-C-10K	1/8"
4G-C-10K	1/4"
6G-C-10K	3/8"
8G-C-10K	1/2"
12G-C-10K	3/4"
16G-C-10K	1"
Tech Sheet 20887	

NPT

0339	Thread
2N-C-10K	1/8"
4N-C-10K	1/4"
6N-C-10K	3/8"
8N-C-10K	1/2"
12N-C-10K	3/4"
16N-C-10K	1"
Tech Sheet 20887	

JIC

0339	Thread
4J-C-10K	7/16"
6J-C-10K	9/16"
8J-C-10K	3/4"
10J-C-10K	7/8"
12J-C-10K	1.1/16"
16J-C-10K	1.5/16"
Tech Sheet 20887	

HYDRAULIC TUBING

316 Stainless Steel Tube

3 metre lengths next day.

6 metre lengths may take up to 3 working days to be delivered, dependant on weight and delivery address location. Additional carriage charges may apply.

For full details please contact our Business Development Team.

Minimum of 10 lengths is advised up to 8mm to prevent damage in transit.

Seamless ASTM A269, Metric, 6 Metre Lengths

0214	OD mm	Wall Thickness mm	Max Pressure Bar
765-0610-6M	6	1	428
765-6X1.5-6M	6	1.5	627
765-0810-6M	8	1	321
765-8X1.5-6M	8	1.5	472
765-1013-6M	10	1	257
765-10X1.5-6M	10	1.5	385
765-12X1.5-6M	12	1.5	321
765-1515-6M	15	1.5	257
765-16X1.5-6M	16	1.5	235
765-1602-6M	16	2	321
765-20X2-6M	20	2	257
765-25X2.5-6M	25	2.5	210
765-30X3-6M	30	3	257
Tech Sheet 831			

RSB



For **Tube Clamps Stainless Steel** see pages **186-189**

Seamless ASTM A269, Metric, 3 Metre Lengths, Random

0214	OD mm	Wall Thickness mm	Max Pressure Bar
765-0610	6	1	428
765-6X1.5	6	1.5	627
765-6X2	6	2	942
765-0813	8	1	321
765-8X1.5	8	1.5	472
765-8X2	8	2	706
765-1013	10	1	257
765-10X1.5	10	1.5	385
765-10X2	10	2	564
765-1213	12	1	210
765-12X1.5	12	1.5	321
765-12X2	12	2	420
765-1513	15	1	200
765-15X1.5	15	1.5	257
765-15X2	15	2	376
765-16X1.5	16	1.5	235
765-16X2	16	2	321
765-18X1.5	18	1.5	235
765-18X2	18	2	314
765-20X1.5	20	1.5	212
765-20X2	20	2	257
765-20X3	20	3	424
765-22X1.5	22	1.5	193
765-22X2	22	2	256
765-25X1.5	25	1.5	169
765-25X2	25	2	226
765-25X2.5	25	2.5	210
765-25X3	25	3	339
765-28X2	28	2	201
765-30X3	30	3	257
765-35X3	35	3	242
765-42X3	42	3	201
Tech Sheet 831			

Seamless ASTM A269, Imperial, 3 Metre Lengths, Random

0214	OD	SWG	Max Pressure Bar
2020-1372	1/8"	20	718
2020-1380	1/4"	20	360
2020-1406	3/8"	20	240
2020-1414	1/2"	20	180
2020-1422	3/4"	20	120
2020-1430	1"	20	90
Tech Sheet 831			

Seamless ASTM A269, Imperial, 6 Metre Lengths, Random

0214	OD	SWG	Max Pressure Bar
2020-1372-6M	1/8"	20	750
2020-1380-6M	1/4"	20	360
2020-1406-6M	3/8"	20	240
2020-1414-6M	1/2"	20	180
2020-1422-6M	3/4"	20	120
2020-1430-6M	1"	20	90
Tech Sheet 831			

STAINLESS STEEL HYDRAULIC VALVES

stainless steel

FT PRO

High Pressure Stainless Steel Ball Valves

Working Temperature:
-20°C to +120°C

- Nitrile seals

2 Way, BSPP

0098	Thread	Max Pressure Bar
HBVSS-14	1/4"	500
HBVSS-38	3/8"	500
HBVSS-12	1/2"	500
HBVSS-34	3/4"	315
HBVSS-1	1"	315
Tech Sheet 20888		

High Pressure Stainless Steel Block Style Ball Valves

2 Way, BSPP

0098	Thread	DN Size	Length mm	Max Pressure Bar
HBBVSS-14	1/4"	6	69	500
HBBVSS-38	3/8"	10	72	500
HBBVSS-12	1/2"	13	83	500
HBBVSS-34	3/4"	20	95	315
HBBVSS-1	1"	25	113	315
Tech Sheet 10224				

Due to the change of finishes used by our supplier, the product you receive may look slightly different to that illustrated.

Lockable High Pressure Stainless Steel Block Style Ball Valves

Lock not included

2 Way, BSPP

0098	Thread	DN Size	Length mm	Max Pressure Bar
HBBVSS-14-LK	1/4"	6	69	500
HBBVSS-38-LK	3/8"	10	72	500
HBBVSS-12-LK	1/2"	13	83	500
HBBVSS-34-LK	3/4"	20	95	315
HBBVSS-1-LK	1"	25	113	315
Tech Sheet 10224				

Locking Device

Stainless Steel

0177	To Suit
HPBVLD-1	DN6, DN8, DN10, DN13
HPBVLD-2	DN20, DN25
HPBVLD-3	DN32, DN38, DN50
Tech Sheet 10171	

Stainless Steel Lockable Ball Valves

Suitable for domestic water services, heating and air-conditioning plants, and compressed air systems.

- Full bore
- PTFE seals
- PTFE O-rings

Working Temperature:
-20°C to +180°C

Maximum Working Pressure:
63 bar: up to 3/4"
50 bar: 1" and 1.1/4"
40 bar: 1.1/2" upwards

2 Piece, Full Bore, Male x Female, BSPP

0901	Thread
789-14	1/4"
789-38	3/8"
789-12	1/2"
789-34	3/4"
789-1	1"
789-114	1.1/4"
789-112	1.1/2"
789-2	2"
Tech Sheet 6019	

316 Stainless Steel Ball Valves ISO Pad Mount

Features:

- Full bore
- PN16 flanged ends
- Direct mount ISO 5211
- Bureau Veritas certification
- Blowout proof stem
- Locking lever for 1" to 4"
- Suitable for applications such as chemical, petrochemical, hydraulic and compressed air

Working Temperature:
-20°C to +180°C

Maximum Working Pressure:
16 bar

Flanged PN16 Wafer Pattern Direct Mount Ball Valve

0901	Size
771 04	1/2"
771 05	3/4"
771 06	1"
771 07	1.1/4"
771 08	1.1/2"
771 09	2"
771 10	2.1/2"
771 11	3"
771 12	4"
771 13	5"
771 14	6"
Tech Sheet 6030	

316 Stainless Steel Mini Ball Valves

Features:

- Suitable for domestic water services, heating and air-conditioning plants and compressed air systems

Working Temperature:
-29°C to +160°C

Maximum Working Pressure: 63 bar

Hexagon Body, Female, BSPP

0902	Thread
HEXSMBV14	1/4"
HEXSMBV38	3/8"
HEXSMBV12	1/2"
HEXSMBV34	3/4"
HEXSMBV1	1"
Tech Sheet 6018	

Hexagon Body, Male x Female, BSPP

0902	Thread
HEXSMBV14M	1/4"
HEXSMBV38M	3/8"
HEXSMBV12M	1/2"
HEXSMBV34M	3/4"
HEXSMBV1M	1"
Tech Sheet 6018	

STAINLESS STEEL VALVES

stainless steel

Hygienic Stainless Steel Butterfly Valves

Weld End

0708	OD	OD mm	Length mm
BUTVWE-1	1″	12.7	68
BUTVWE-112	1.1/2″	19.05	76
BUTVWE-2	2″	25.4	80
BUTVWE-212	2.1/2″	38.1	80
BUTVWE-3	3″	50.8	82
BUTVWE-4	4″	63.5	88
Tech Sheet 68172			

RJT Male x Male

0708	Size	Thread	Length mm
BUTVRJT-1	1″	45.72 x 8T WHIT	68
BUTVRJT-112	1.1/2″	58.42 x 8T WHIT	76
BUTVRJT-2	2″	72.72 x 6T WHIT	80
BUTVRJT-212	2.5″	85.42 x 6T WHIT	80
BUTVRJT-3	3″	98.12 x 6T WHIT	82
BUTVRJT-4	4″	123.52 x 6T WHIT	100
Tech Sheet 68172			

Clamp End

0708	Size	Length mm
BUTVCE-1	1″	66
BUTVCE-112	1.1/2″	70
BUTVCE-2	2″	70
Tech Sheet 68172		

STAINLESS STEEL VALVES

stainless steel

HAITIMA

316 Stainless Steel Ball Valves

Features:
- ATEX approved
- Investment casting
- Blowout proof stem
- Locking lever

Working Temperature: -20°C to +200°C

Maximum Working Pressure: 63 bar

2 Piece, Full Bore, BSPP

0099	Thread
2006S-14	1/4"
2006S-38	3/8"
2006S-12	1/2"
2006S-34	3/4"
2006S-1	1"
2006S-114	1.1/4"
2006S-112	1.1/2"
2006S-2	2"
Tech Sheet 1966	

2 Piece, Full Bore, NPT

0099	Thread
2006S-14N	1/4"
2006S-38N	3/8"
2006S-12N	1/2"
2006S-34N	3/4"
2006S-1N	1"
2006S-114N	1.1/4"
2006S-112N	1.1/2"
2006S-2N	2"
Tech Sheet 1966	

Features:
- ATEX approved
- Investment casting
- Blowout proof stem
- Locking lever

Working Temperature: -20°C to +200°C

Maximum Working Pressure: 138 bar

2 Piece, Full Bore, BSPP

0099	Thread
2006-14	1/4"
2006-38	3/8"
2006-12	1/2"
2006-34	3/4"
2006-1	1"
Tech Sheet 6003	

Features:
- Full bore
- Investment casting
- Blowout proof stem
- Locking lever or wing handle

Working Temperature: -20°C to +200°C

Maximum Working Pressure: 63 bar

Wing Handle, BSPP

0099	Size
2006FW-14W	1/4"
2006FW-38W	3/8"
2006FW-12W	1/2"
Tech Sheet 6001	

STAINLESS STEEL VALVES

stainless steel

HAITIMA

316 Stainless Steel Ball Valves

Working Temperature:
-20°C to +200°C

Maximum Working Pressure:
63 bar

Features:
- Investment casting
- Blowout proof stem
- Locking lever

1 Piece, Reduced Bore, BSPP

0924	Thread
2017FW-14	1/4"
2017FW-38	3/8"
2017FW-12	1/2"
2017FW-34	3/4"
2017FW-1	1"
2017FW-114	1.1/4"
2017FW-112	1.1/2"
2017FW-2	2"
Tech Sheet 6000	

2 Piece, Full Bore, BSPP

0924	Thread
2006FW-14	1/4"
2006FW-38	3/8"
2006FW-12	1/2"
2006FW-34	3/4"
2006FW-1	1"
2006FW-114	1.1/4"
2006FW-112	1.1/2"
2006FW-2	2"
2006FW-212	2.1/2"
2006FW-3	3"
Tech Sheet 6001	

3 Piece, Full Bore, BSPP

0924	Thread
2013FW-14	1/4"
2013FW-38	3/8"
2013FW-12	1/2"
2013FW-34	3/4"
2013FW-1	1"
2013FW-114	1.1/4"
2013FW-112	1.1/2"
2013FW-2	2"
2013FW-212	2.1/2"
2013FW-3	3"
2013FW-4	4"
Tech Sheet 6005	

3 Piece, Full Bore, NPT

0924	Thread
2013FW-14N	1/4"
2013FW-38N	3/8"
2013FW-12N	1/2"
2013FW-34N	3/4"
2013FW-1N	1"
2013FW-114N	1.1/4"
2013FW-112N	1.1/2"
2013FW-2N	2"
2013FW-212N	2.1/2"
2013FW-3N	3"
2013FW-4N	4"
Tech Sheet 6005	

3 Piece, Full Bore, Butt Weld

0924	Size
2012FW-14	1/4"
2012FW-38	3/8"
2012FW-12	1/2"
2012FW-34	3/4"
2012FW-1	1"
2012FW-114	1.1/4"
2012FW-112	1.1/2"
2012FW-2	2"
2012FW-212	2.1/2"
2012FW-3	3"
2012FW-4	4"
Tech Sheet 6005	

3 Piece, Full Bore, Socket Weld

0924	Thread
2011FW-14	1/4"
2011FW-38	3/8"
2011FW-12	1/2"
2011FW-34	3/4"
2011FW-1	1"
2011FW-114	1.1/4"
2011FW-112	1.1/2"
2011FW-2	2"
2011FW-212	2.1/2"
2011FW-3	3"
2011FW-4	4"
Tech Sheet 6005	

STAINLESS STEEL VALVES

stainless steel HAITIMA

316 Stainless Steel Ball Valves ISO Pad Mount

Features:
- Direct mount ISO 5211
- ATEX approved
- TA Luft
- ISO 15848-1:2006 fugitive emissions
- Anti-static device
- Investment casting
- Blowout proof stem

Working Temperature: -20°C to +200°C

Maximum Working Pressure: 63 bar

2 Piece, Full Bore, BSPP

0924	Thread
2006SD-14	1/4"
2006SD-38	3/8"
2006SD-12	1/2"
2006SD-34	3/4"
2006SD-1	1"
2006SD-114	1.1/4"
2006SD-112	1.1/2"
2006SD-2	2"
Tech Sheet 6004	

Features:
- Direct mount ISO 5211
- ATEX approved
- Anti-static device
- Investment casting
- Blowout proof stem
- Locking lever
- Suitable for saturated steam up to 6 bar

Working Temperature: -20°C to +200°C

Maximum Working Pressure: 63 bar

3 Piece, Full Bore, BSPP

0924	Thread
2013ND-14	1/4"
2013ND-38	3/8"
2013ND-12	1/2"
2013ND-34	3/4"
2013ND-1	1"
2013ND-114	1.1/4"
2013ND-112	1.1/2"
2013ND-2	2"
2013ND-212	2.1/2"
2013ND-3	3"
2013ND-4	4"
Tech Sheet 6006	

3 Piece, Full Bore, NPT

0924	Thread
2013ND-12N	1/2"
2013ND-34N	3/4"
2013ND-1N	1"
2013ND-114N	1.1/4"
2013ND-112N	1.1/2"
2013ND-2N	2"
Tech Sheet 6006	

3 Piece, Full Bore, Butt Weld

0924	Thread
2012ND-12	1/2"
2012ND-34	3/4"
2012ND-1	1"
2012ND-114	1.1/4"
2012ND-112	1.1/2"
2012ND-2	2"
2012ND-212	2.1/2"
2012ND-3	3"
2012ND-4	4"
Tech Sheet 6006	

3 Piece, Full Bore, Socket Weld

0924	Thread
2011ND-12	1/2"
2011ND-34	3/4"
2011ND-1	1"
2011ND-114	1.1/4"
2011ND-112	1.1/2"
2011ND-2	2"
2011ND-212	2.1/2"
2011ND-3	3"
2011ND-4	4"
Tech Sheet 6006	

HAITIMA

You might also need a...
Haitima Pneumatic Actuator
...see page **1015**

STAINLESS STEEL VALVES

stainless steel

HAITIMA

316 Stainless Steel Ball Valves

Features:
- Investment casting
- Blowout proof stem
- Locking lever

Working Temperature: -20°C to +200°C

Maximum Working Pressure: 16 bar

PN16 Full Bore

0924	Flange Size	Bore mm
2019S 04	1/2"	15
2019S 05	3/4"	20
2019S 06	1"	25
2019S 07	1.1/4"	32
2019S 08	1.1/2"	40
2019S 09	2"	50
2019S 10	2.1/2"	65
2019S 11	3"	80
2019S 12	4"	100
2019S 14	6"	150
Tech Sheet 6011		

Features:
- Investment casting
- Blowout proof stem
- Locking lever

Working Temperature: -20°C to +200°C

Maximum Working Pressure: 19.6 bar

ANSI150 Full Bore

0099	Flange Size	Bore mm
2020S 04	1/2"	15
2020S 05	3/4"	20
2020S 06	1"	25
2020S 08	1.1/2"	40
2020S 09	2"	50
2020S 10	2.1/2"	65
2020S 11	3"	80
2020S 12	4"	100
2020S 14	6"	150
Tech Sheet 6013		

3 Piece Full Bore Fire Safe Direct Mount Ball Valve

Features:
- Full bore
- Direct mount ISO 5211
- ATEX approved
- DNV certifie
- Anti-static device
- Investment casting
- Blowout proof stem
- Locking lever

Working Temperature: -20°C to +220°C

Maximum Working Pressure:
138 bar: 1/2" to 1"
103 bar: 1.1/4" to 2"
63 bar: 2.1/2" upwards

FIRE SAFE APPROVED

BSPP

0924	Thread
2013KMD-12	1/2"
2013KMD-34	3/4"
2013KMD-1	1"
2013KMD-114	1.1/4"
2013KMD-112	1.1/2"
2013KMD-2	2"
2013KMD-212	2.1/2"
2013KMD-3	3"
Tech Sheet 6007	

NPT

0924	Thread
2013KMD-12N	1/2"
2013KMD-34N	3/4"
2013KMD-1N	1"
2013KMD-114N	1.1/4"
2013KMD-112N	1.1/2"
2013KMD-2N	2"
2013KMD-3N	3"
Tech Sheet 6007	

Butt Weld

0924	Size
2012KMD-12	1/2"
2012KMD-34	3/4"
2012KMD-1	1"
2012KMD-112	1.1/2"
2012KMD-2	2"
Tech Sheet 6007	

Socket Weld

0924	Size
2011KMD-12	1/2"
2011KMD-34	3/4"
2011KMD-1	1"
2011KMD-114	1.1/4"
2011KMD-112	1.1/2"
2011KMD-2	2"
Tech Sheet 6007	

STAINLESS STEEL VALVES

Fire Safe Direct Mount Ball Valves

Features:
- Direct mount ISO 5211
- ATEX approved
- Fire Safe API 607 4th edition
- DNV certifie
- Anti-static device
- Investment casting
- Blowout proof stem
- Locking lever
- NACE MR0175

Working Temperature:
-20°C to +200°C



2 Piece, Flanged PN16, Full Bore

0924	Flange Size	Flange	Max Pressure bar
2019D 04	1/2"	PN16/40	40
2019D 05	3/4"	PN16/40	40
2019D 06	1"	PN16/40	40
2019D 07	1.1/4"	PN16/40	40
2019D 08	1.1/2"	PN16/40	40
2019D 09	2"	PN16/40	40
2019D 10	2.1/2"	PN16	16
2019D4 10	2.1/2"	PN40	40
2019D 11	3"	PN16	16
2019D4 11	3"	PN40	40
2019D 12	4"	PN16	16
2019D4 12	4"	PN40	40
2019D 13	5"	PN16	16
2019D 14	6"	PN16	16
2019D 16	8"	PN16	16
Tech Sheet 10336			

316 Stainless Steel Ball Valve Accessories

Features:
- ISO mounting pad to ISO 5211

Working Temperature:
-20°C to +200°C

Stem Extension

0924	Valve ISO	Stem Size
TSM 1	F04	9
TSM 2	F05	11
TSM 3	F07	14
TSM 4	F10	17
TSM 5	F12	22
Tech Sheet 6016		

Features:
- Direct mount ISO 5211
- ATEX approved
- Fire Safe API 607 4th edition
- Anti-static device
- Investment casting
- Blowout proof stem
- Locking lever
- NACE MR0175

Working Temperature:
-20°C to +230°C

Maximum Working Pressure:
19.6 bar



2 Piece, Flanged ANSI150, Full Bore

0924	Flange Size
2020D 04	1/2"
2020D 05	3/4"
2020D 06	1"
2020D 07	1.1/4"
2020D 08	1.1/2"
2020D 09	2"
2020D 10	2.1/2"
2020D 11	3"
2020D 12	4"
2020D 14	6"
Tech Sheet 10331	

Other Flanged End connections are available on request

316 Stainless Steel Direct Mount Ball Valves

Features:
- Direct mount ISO 5211
- Investment casting
- Blowout proof stem
- Locking lever

Working Temperature:
-20°C to +200°C



3 Way, L Port, Flanged PN16, Full Bore

0924	Flange Size	Max Pressure bar
2059DL16 04	1/2"	16
2059DL16 06	1"	16
2059DL16 08	1.1/2"	16
2059DL16 09	2"	16
2059DL16 10	2.1/2"	16
2059DL16 11	3"	16
2059DL16 12	4"	16
2059DL16 14	6"	16
Tech Sheet 6015		

3 Way, L Port, Flanged ANSI150, Full Bore

0924	Flange Size	Max Pressure bar
2059DL150 04	1/2"	19.6
2059DL150 06	1"	19.6
2059DL150 08	1.1/2"	19.6
2059DL150 09	2"	19.6
2059DL150 11	3"	19.6
2059DL150 12	4"	19.6
2059DL150 14	6"	19.6
Tech Sheet 6015		

3 Way, T Port, Flanged PN16, Full Bore

0924	Flange Size	Max Pressure bar
2059DT16 04	1/2"	16
2059DT16 06	1"	16
2059DT16 08	1.1/2"	16
2059DT16 09	2"	16
2059DT16 10	2.1/2"	16
2059DT16 11	3"	16
2059DT16 12	4"	16
2059DT16 14	6"	16
Tech Sheet 6015		

3 Way, T Port, Flanged ANSI150, Full Bore

0924	Flange Size	Max Pressure bar
2059DT150 04	1/2"	19.6
2059DT150 06	1"	19.6
2059DT150 08	1.1/2"	19.6
2059DT150 09	2"	19.6
2059DT150 11	3"	19.6
2059DT150 12	4"	19.6
2059DT150 14	6"	19.6
Tech Sheet 6015		

STAINLESS STEEL VALVES

stainless steel GENEBRE

316 Stainless Steel Ball Valves ISO Pad Mount

Features:
- Reduced bore
- Direct mount ISO 5211
- Anti-static device
- Blowout proof stem
- Locking lever

Working Temperature: -25°C to +180°C

Maximum Working Pressure: 63 bar

3 Way, L Port, BSPP

0902	Thread
2040-14	1/4"
2040-38	3/8"
2040-12	1/2"
2040-34	3/4"
2040-1	1"
2040-114	1.1/4"
2040-112	1.1/2"
2040-2	2"
2040-212	2.1/2"
Tech Sheet 6025	

3 Way, T Port, BSPP

0902	Thread
2041-14	1/4"
2041-38	3/8"
2041-12	1/2"
2041-34	3/4"
2041-1	1"
2041-114	1.1/4"
2041-112	1.1/2"
2041-2	2"
2041-212	2.1/2"
Tech Sheet 6025	

10

GATE VALVES

stainless steel HAITIMA

Stainless Steel Flanged Gate Valves

Features:
- Investment casting
- Rising stem

Working Temperature: -20°C to +200°C

Maximum Working Pressure: PN16: 16 bar

PN16

0982	Flange Size
2054SL16 04	1/2"
2054SL16 06	1"
2054SL16 07	1.1/4"
2054SL16 08	1.1/2"
2054SL16 09	2"
2054SL16 11	3"
2054SL16 12	4"
2054SL16 14	6"
Tech Sheet 1876	

Features:
- Investment casting
- Rising stem

Working Temperature: -20°C to +200°C

Maximum Working Pressure: 196 bar

ANSI150

0982	Flange Size
2054SL150 04	1/2"
2054SL150 06	1"
2054SL150 08	1.1/2"
2054SL150 09	2"
2054SL150 10	2.1/2"
2054SL150 11	3"
2054SL150 12	4"
2054SL150 14	6"
Tech Sheet 1873	

STAINLESS STEEL VALVES

stainless steel HAITIMA

Hygenic 316 Stainless Steel Ball Valves ISO Pad Mount

Features:

- Cavity filled seats
- Direct mount ISO 5211
- ATEX approved
- Anti-static device
- Investment casting
- Blowout proof stem
- Locking lever
- Suitable for saturated steam up to 10 bar

Working Temperature:
-20°C to +200°C

Maximum Working Pressure:
10 bar



3 Piece, Butt Weld

0924	Size	DN	OD mm	Length	ISO 5211
2012CD-12	1/2"	15	12.70	90.70	F03/F04
2012CD-34	3/4"	20	19.10	103	F03/F04
2012CD-1	1"	25	25.40	115	F04/F05
2012CD-112	1.1/2"	40	38.10	139	F05/F07
2012CD-2	2"	50	50.80	158	F05/F07
2012CD-212	2.1/2"	65	63.50	197	F07/F10
2012CD-3	3"	80	76.20	228	F07/F10
2012CD-4	4"	100	101.60	241.80	F10/F12
Tech Sheet 6009					

Working Temperature:
-20°C to +200°C

Maximum Working Pressure:
10 bar

3 Piece, Clamp End

0924	Size	DN	Length	ISO 5211
2013CD-12	1/2"	15	90.70	F03/F04
2013CD-34	3/4"	20	103	F03/F04
2013CD-1	1"	25	115	F04/F05
2013CD-112	1.1/2"	40	139	F05/F07
2013CD-2	2"	50	158	F05/F07
2013CD-212	2.1/2"	65	197	F07/F10
2013CD-3	3"	80	228	F07/F10
2013CD-4	4"	100	241.80	F10/F12
Tech Sheet 6009				

Features:

- Direct mount ISO 5211
- Investment casting
- Blowout proof stem
- Locking lever
- Suitable for saturated steam up to 10 bar

Working Temperature:
-20°C to +200°C

Maximum Working Pressure:
10 bar

3 Way, L Port, Butt Weld

0924	Size	DN	OD mm	Length	ISO 5211
2057CBL-12	1/2"	15	12.70	118	F03/F04
2057CBL-1	1"	25	25.40	152.40	F04/F05
2057CBL-112	1.1/2"	40	38.10	175	F05/F07
2057CBL-2	2"	50	50.80	190	F05/F07
2057CBL-212	2.1/2"	65	63.50	228	F07/F10
2057CBL-3	3"	80	76.20	260	F07/F10
2057CBL-4	4"	100	102	289	F10/F12
Tech Sheet 6009					

3 Way, T Port, Butt Weld

0924	Size	DN	OD mm	Length	ISO 5211
2057CBT-12	1/2"	15	12.70	118	F03/F04
2057CBT-1	1"	25	25.40	152.40	F04/F05
2057CBT-112	1.1/2"	40	38.10	175	F05/F07
2057CBT-2	2"	50	50.80	190	F05/F07
2057CBT-212	2.1/2"	65	63.50	228	F07/F10
2057CBT-3	3"	80	76.20	260	F07/F10
2057CBT-4	4"	100	102	289	F10/F12
Tech Sheet 6009					

Hygenic 316 Stainless Steel Ball Valves

FT PRO®

Working Temperature:
-20°C to +160°C

Maximum Working Pressure:
8 bar

Features:

- Cavity filled seats
- Locking lever

3 Piece, Weld End

0708	OD	OD mm	Length mm
HSBVWE-12	1/2"	12.7	89
HSBVWE-34	3/4"	19.05	101
HSBVWE-1	1"	25.4	114
HSBVWE-112	1.1/2"	38.1	140
HSBVWE-2	2"	50.8	156
HSBVWE-212	2.1/2"	63.5	197
HSBVWE-3	3"	76.2	229
HSBVWE-4	4"	101.6	242.7
Tech Sheet 68171			

FT PRO®

Working Temperature:
-20°C to +160°C

Maximum Working Pressure:
8 bar

Features:

- Cavity filled seats
- Locking lever

3 Piece, Clamp End

0708	Clamp Size	Length mm
HSBVCE-12	1/2"	89
HSBVCE-34	3/4"	101
HSBVCE-1	1"	114
HSBVCE-112	1.1/2"	140
HSBVCE-2	2"	156
HSBVCE-212	2.1/2"	197
HSBVCE-3	3"	229
HSBVCE-4	4"	242.7
Tech Sheet 68171		

CHECK VALVES

stainless steel

HAITIMA

Stainless Steel Flanged Check Valves

Features:

- Installation in a horizontal position only
- Suitable for saturated steam up to 10 bar

Working Temperature:
-20°C to +200°C

Maximum Working Pressure:
19.6 bar: ANSI150
16 bar: PN16



ANSI150

0982	Flange Size
2024SL150 06	1″
2024SL150 08	1.1/2″
2024SL150 09	2″
2024SL150 11	3″
2024SL150 12	4″
2024SL150 14	6″
Tech Sheet 1875	

Other sizes on request.

PN16

0982	Flange Size
2024SL16 06	1″
2024SL16 08	1.1/2″
2024SL16 09	2″
2024SL16 10	2.1/2″
2024SL16 11	3″
2024SL16 12	4″
2024SL16 14	6″
Tech Sheet 1875	

Cannot see the product you're looking for? Contact us. More often than not, we can acquire that product.

HAITIMA

stainless steel

You may also need...
Stainless Steel 150lb Fittings
...see pages **1181-1185**

CHECK VALVES

stainless steel GENEBRE

Cromax Spring Check Valves

Body: 304SS or 316SS
Seal: Viton
Other sizes on request.

Working Temperature:
-20°C - +150°C

Maximum Working Pressure: 16 bar

304 Stainless Steel, BSPP

0902	Thread
2440-14	1/4"
2440-38	3/8"
2440-12	1/2"
2440-34	3/4"
2440-1	1"
2440-114	1.1/4"
2440-112	1.1/2"
2440-2	2"
Tech Sheet 1871	

316 Stainless Steel, BSPP

0902	Thread
2445-14	1/4"
2445-38	3/8"
2445-12	1/2"
2445-34	3/4"
2445-1	1"
2445-114	1.1/4"
2445-112	1.1/2"
2445-2	2"
Tech Sheet 1871	

Check Valves Basket

Features:
- BSPP threads
- Mesh size 1mm up to 2". 1.9mm for 2.1/2" upwards

Working Temperature:
-20°C to +150°C

Maximum Working Pressure:
16 bar

Strainer Basket for CROMAX Spring Check Valve

0902	Size	DN
2447-12	1/2"	15
2447-34	3/4"	20
2447-1	1"	25
2447-114	1.1/4"	32
2447-112	1.1/2"	40
2447-2	2"	50
2447-212	2.1/2"	65
2447-3	3"	80
2447-4	4"	100
Tech Sheet 6094		

Wafer Check Valves

Seal: Viton
- Can be mounted between PN10/16 and ANSI150 flange

Working Temperature:
-20°C to +180°C

Maximum Working Pressure:
16 bar

Wafer Pattern, Swing

0902	Flange Size
2406 08	1.1/2"
2406 09	2"
2406 10	2.1/2"
2406 11	3"
2406 12	4"
2406 13	5"
2406 14	6"
2406 16	8"
2406 18	10"
2406 20	12"
Tech Sheet 1878	

Features:
- Can be mounted between PN25 and ANSI150 flange
- Can be installed in any position

Working Temperature:
-20°C to +180°C

Maximum Working Pressure:
25 bar

Dual Plate Spring Assisted Swing

0902	Flange Size
2402 09	2"
2402 10	2.1/2"
2402 11	3"
2402 12	4"
2402 13	5"
2402 14	6"
2402 16	8"
Tech Sheet 6096	

CHECK VALVES

Stainless Steel Spring Check Valves

Features:
- Installation in a horizontal position only

Working Temperature:
-25°C to +180°C

Maximum Working Pressure:
200 psi (13.8 bar)

Swing, BSPP

0900	Thread
2030-12	1/2"
2030-34	3/4"
2030-1	1"
2030-114	1.1/4"
2030-112	1.1/2"
2030-2	2"
2030-212	2.1/2"
2030-3	3"
Tech Sheet 6098	

Features:
- Can be installed in any position

Working Temperature:
-25°C to +180°C

Spring Assisted, BSPP

0900	Thread	Max Pressure bar
2413-14	1/4"	83
2413-38	3/8"	83
2413-12	1/2"	83
2413-34	3/4"	83
2413-1	1"	83
2413-114	1.1/4"	69
2413-112	1.1/2"	69
2413-2	2"	63
Tech Sheet 6093		

Features:
- Can be mounted between PN16/25/40 and ANSI150 flanges
- Can be installed in any position
- Suitable for saturated steam up to 10 bar

Working Temperature:
-20°C to +180°C

Maximum Working Pressure: 40 bar

Spring Assisted Wafer Pattern

0933	Flange Size
2026 04	1/2"
2026 05	3/4"
2026 06	1"
2026 07	1.1/4"
2026 08	1.1/2"
2026 09	2"
2026 10	2.1/2"
2026 11	3"
2026 12	4"
Tech Sheet 6095	

Features:
- Can be installed in any position
- Suitable for saturated steam up to 10 bar

Working Temperature:
-20°C to +180°C

Maximum Working Pressure: 40 bar



3 Piece, Spring Assisted, BSPP

0933	Thread
2026C-12	1/2"
2026C-34	3/4"
2026C-1	1"
2026C-114	1.1/4"
2026C-112	1.1/2"
2026C-2	2"
2026C-212	2.1/2"
2026C-3	3"
2026C-4	4"
Tech Sheet 6097	

High Pressure Check Valves

Maximum Working Pressure: 350 bar

BSPP, 0.5 bar Cracking Pressure

0098	Thread
HCVSS-3/8	3/8"
HCVSS-1/2	1/2"
HCVSS-3/4	3/4"
HCVSS-1	1"
Tech Sheet 10043	

Strainers for YS Series

Stainless Steel AISI 304

0090	To Suit
192-12-STRAINER	YS-12
192-34-STRAINER	YS-34
192-1-STRAINER	YS-1
192-114-STRAINER	YS-114
192-112-STRAINER	YS-112
192-2-STRAINER	YS-2
192-212-STRAINER	YS-212
192-3-STRAINER	YS-3
192-4-STRAINER	YS-4
Tech Sheet 2032	

Stainless Steel Y Strainers

Features:
- 0.4mm perforations
- Suitable for saturated steam up to 10 bar

Working Temperature:
-25°C to +180°C

Maximum Working Pressure:
800 psi (55.16 bar)

stainless steel

BSP

0900	Size
2049-38	3/8"
2049-12	1/2"
2049-34	3/4"
2049-1	1"
2049-114	1.1/4"
2049-112	1.1/2"
2049-2	2"
Tech Sheet 2049	

NPT

0900	Size
2049-12N	1/2"
2049-34N	3/4"
2049-1N	1"
2049-114N	1.1/4"
2049-112N	1.1/2"
2049-2N	2"
Tech Sheet 2049	

Y STRAINERS

stainless steel

HAITIMA

Flanged Y Strainers

Features:
- 0.4mm perforations

Working Temperature:
-20°C to +200°C

Maximum Working Pressure:
16 bar: PN16
19.6 bar: ANSI150

PN16

0982	Size
2049SL16 04	1/2"
2049SL16 05	3/4"
2049SL16 06	1"
2049SL16 07	1.1/4"
2049SL16 08	1.1/2"
2049SL16 09	2"
2049SL16 10	2.1/2"
2049SL16 11	3"
2049SL16 12	4"
2049SL16 13	5"
2049SL16 14	6"
Tech Sheet 1877	

ANSI150

0982	Size
2049SL150 04	1/2"
2049SL150 05	3/4"
2049SL150 06	1"
2049SL150 08	1.1/2"
2049SL150 09	2"
2049SL150 10	2.1/2"
2049SL150 11	3"
2049SL150 12	4"
2049SL150 13	5"
2049SL150 14	6"
Tech Sheet 1874	

STAINLESS STEEL VALVES

stainless steel

PANAM

3,000 psi Rated Mini Needle Valve

Working Temperature: -50°C to +121°C

Maximum Working Pressure: 205 bar

Seal: Viton

NPT

0292	Thread	Description
PMV-H-S-4-FF-V	1/4"	Female x Female
PMV-H-S-4-MF-V	1/4"	Male x Female
Tech Sheet 10506		

6,000 psi Rated Imperial Needle Valves

The 'IB' series of needle valves are specially designed and manufactured for use in corrosive and hazardous environments.

These valves are for use in process control, instrumentation and flow control applications.

Feature Benefits

One piece body construction for strength and safety.

Non rotating Vee tip design, which forms a bearing joint with the stem eliminating any rotation between the plug and seat on closure ensuring long life.

Testing: All valves are 100% factory tested and complete traceability is available upon request.

Material: Body, panel nut, washer and gland nut A479-316

Stem: A479-316 / 17-4PH

Packing: PTFE

Grub Screw: Steel plated

Handle: Stainless steel

Vee Tip: A 564-630

Working Temperature: -29°C to +121°C

Maximum Working Pressure: 413 bar (6,000 psi)

Female x Female, NPTF

0292	Thread
PNV-IB-S-2-FF	1/8"
PNV-IB-S-4-FF	1/4"
PNV-IB-S-6-FF	3/8"
PNV-IB-S-8-FF	1/2"
PNV-IB-S-12-FF	3/4"
PNV-IB-S-16-FF	1"
Tech Sheet 2156	

Female x Female, BSPP

0099	Thread
2018-6938	1/4"
2018-6946	3/8"
2018-6953	1/2"
Tech Sheet 10036	

Male x Female, NPTF

0292	Thread
PNV-IB-S-2-MF	1/8"
PNV-IB-S-4-MF	1/4"
PNV-IB-S-6-MF	3/8"
PNV-IB-S-8-MF	1/2"
PNV-IB-S-12-MF	3/4"
PNV-IB-S-16-MF	1"
Tech Sheet 2156	

OD Compression

0292	OD
NV6000-18	1/8"
NV6000-14	1/4"
NV6000-38	3/8"
NV6000-12	1/2"
NV6000-34	3/4"
NV6000-1	1"
Tech Sheet 2156	

10,000 psi Rated Imperial Needle Valves

The 'HP' series of needle valves are specially designed and manufactured for use in corrosive and hazardous environments.

These valves are for use in process control, instrumentation and flow control applications.

Feature Benefits

One piece body construction for strength and safety.

Non rotating Vee tip design, which forms a bearing joint with the stem eliminating any rotation between the plug and seat on closure ensuring long life.

Testing: Each valve is hydrostatically tested in accordance with MSS-SP-99. This procedure includes testing of the body cavity. A Hydrostatic test is performed with pure water or other liquids of similar or lower viscosity at 1.5 times and seat leakage test at 1.1 times of the maximum working pressure.

Each valve is also tested with nitrogen gas at 1000psi for seat, seal and shell leakage. Other tests like vibration, temperature and helium are available upon request.

Material: Body, stem, packing washer, lock nut and gland retainer A479-316/A-105

Gland Packing: Glass Filled PTFE

Packing: PTFE

Handle: Stainless steel

Dust Cap: Plastic

Vee Tip: A 564-630

Working Temperature: -50°C to +93°C

Maximum Working Pressure: 700 bar (10,000 psi)

Female x Female, NPTF

0292	Thread
PNV-HP-S-2-FF	1/8"
PNV-HP-S-4-FF	1/4"
PNV-HP-S-6-FF	3/8"
PNV-HP-S-8-FF	1/2"
PNV-HP-S-16-FF	1"
Tech Sheet 2157	

Male x Female, NPTF

0292	Thread
PNV-HP-S-2-MF	1/8"
PNV-HP-S-4-MF	1/4"
PNV-HP-S-6-MF	3/8"
PNV-HP-S-8-MF	1/2"
PNV-HP-S-12-MF	3/4"
PNV-HP-S-16-MF	1"
Tech Sheet 2157	

STAINLESS STEEL VALVES

stainless steel

PANAM

Manifold Valves

Working Temperature: -29°C to +121°C

Maximum Working Pressure: 414 bar

2 Valve manifold pipe to pipe design for separate mounting, connection system impulse lines and transmitters, having a simple 2 valve configuration, which allows for easy block, bleed and calibration of static pressure transmitter of gauge.

Other mounting options are available on request.

2 Valve Manifold, Pipe to Pipe, NPT

0380	Thread
P2VM-SS-8-R	1/2"
Tech Sheet 10216	

3 Valve manifold pipe to pipe design for connecting system impulse lines and transmitters. This valve consists of 1/2" NPT female connectors on 54mm centres and 1 equalizer valve and 2 block valves.

Other mounting options are available on request.

3 Valve Manifold, Pipe to Pipe, NPT

0380	Thread
P3VM-SS-8-R	1/2"
Tech Sheet 10216	

2 Valve manifold remote mount flange to flange desig for separate mounting, connecting system impulse lines and transmitters, having a simple 2 valve configuration, which allows for easy block, bleed and calibration of static pressure transmitter of gauge.

Other mounting options are available on request.

2 Valve Manifold, Remote Mount, NPT

0380	Thread
P2VM-SS-8-RM	1/2"
Tech Sheet 10216	

STAINLESS STEEL COMPRESSION BALL VALVES

stainless steel

PANAM

Stainless Steel 6,000 psi, Check Valves

Working Temperature: -26°C to +190°C

Cracking Pressure: 0.35 psi

Maximum Working Pressure: 414 bar

Seal: Viton

Female, NPT

0292	Thread
PCV-02-SS-FF	1/8"
PCV-04-SS-FF	1/4"
PCV-06-SS-FF	3/8"
PCV-08-SS-FF	1/2"
PCV-12-SS-FF	3/4"
PCV-16-SS-FF	1"
Tech Sheet 10507	

6,000 psi Rated Ball Valves

Working Temperature: 0°C to +40°C

Maximum Working Pressure: 400 bar

Female, NPT

0292	Thread
PBV-2-S-02-FF	1/8"
PBV-2-S-04-FF	1/4"
PBV-2-S-06-FF	3/8"
PBV-2-S-08-FF	1/2"
PBV-2-S-12-FF	3/4"
PBV-2-S-16-FF	1"
Tech Sheet 10508	

Ball Valves

Working Pressure: 6000 psi

Compression, 2 Way

0292	OD
BV6000-18	1/8"
BV6000-12	1/2"
Tech Sheet 20847	

ISO A INTERCHANGE COUPLINGS & PLUGS

stainless steel

FT PRO

ISO A Interchange

Working Temperature:
-25°C to +120°C Nitrile
-25°C to +175°C Viton

316 Stainless Steel ISO A Coupling with Viton Seals, BSPP

8111	Thread	Max Pressure Bar
HFSSFC7314-V	1/4"	250
HFSSFC7338-V	3/8"	200
HFSSFC7312-V	1/2"	200
HFSSFC7334-V	3/4"	160
HFSSFC7310-V	1"	125
Tech Sheet 10002		

316 Stainless Steel ISO A Plug with Viton Seals, BSPP

8111	Thread	Max Pressure Bar
HFSSFP7314-V	1/4"	250
HFSSFP7338-V	3/8"	200
HFSSFP7312-V	1/2"	200
HFSSFP7334-V	3/4"	160
HFSSFP7310-V	1"	125
Tech Sheet 10002		

316 Stainless Steel ISO A Coupling with Nitrile Seals, NPT

8111	Thread	Max Pressure Bar
HKSA04SS-NPT	1/4"	250
HKSA06SS-NPT	3/8"	200
HKSA08SS-NPT	1/2"	200
HKSA12SS-NPT	3/4"	160
HKSA16SS-NPT	1"	125
Tech Sheet 10002		

316 Stainless Steel ISO A Plug with Nitrile Seals, NPT

8111	Thread	Max Pressure Bar
HKPA04SS-NPT	1/4"	250
HKPA06SS-NPT	3/8"	200
HKPA08SS-NPT	1/2"	200
HKPA12SS-NPT	3/4"	160
HKPA16SS-NPT	1"	125
Tech Sheet 10002		

ISO B INTERCHANGE COUPLINGS & PLUGS

stainless steel

FT PRO

ISO B Interchange

Other seals available on request

Working Temperature:
-25°C to +120°C Nitrile
-25°C to +175°C Viton

316 Stainless Steel ISO B Coupling with Nitrile Seal, BSPP

0249	Thread	Max Pressure Bar
HKS02SS	1/8"	250
HKS04SS	1/4"	250
HKS06SS	3/8"	200
HKS08SS	1/2"	200
HKS12SS	3/4"	160
HKS16SS	1"	125
Tech Sheet 10003		

316 Stainless Steel ISO B Plug with Nitrile Seal, BSPP

0249	Thread	Max Pressure Bar
HKP02SS	1/8"	250
HKP04SS	1/4"	250
HKP06SS	3/8"	200
HKP08SS	1/2"	200
HKP12SS	3/4"	160
HKP16SS	1"	125
Tech Sheet 10003		

316 Stainless Steel ISO B Coupling with Nitrile Seal, NPT

8111	Thread	Max Pressure Bar
HKS04SS-NPT	1/4"	250
HKS06SS-NPT	3/8"	200
HKS08SS-NPT	1/2"	200
HKS12SS-NPT	3/4"	160
HKS16SS-NPT	1"	125
Tech Sheet 10003		

316 Stainless Steel ISO B Plug with Nitrile Seal, NPT

8111	Thread	Max Pressure Bar
HKP04SS-NPT	1/4"	250
HKP06SS-NPT	3/8"	200
HKP08SS-NPT	1/2"	200
HKP12SS-NPT	3/4"	160
HKP16SS-NPT	1"	125
Tech Sheet 10003		

316 Stainless Steel ISO B Coupling with Viton Seal, BSPP

0249	Thread	Max Pressure Bar
HKS02SS-V	1/8"	250
HKS04SS-V	1/4"	250
HKS06SS-V	3/8"	200
HKS08SS-V	1/2"	200
HKS12SS-V	3/4"	160
HKS16SS-V	1"	125
Tech Sheet 10003		

316 Stainless Steel ISO B Plug with Viton Seal, BSPP

0249	Thread	Max Pressure Bar
HKP02SS-V	1/8"	250
HKP04SS-V	1/4"	250
HKP06SS-V	3/8"	200
HKP08SS-V	1/2"	200
HKP12SS-V	3/4"	160
HKP16SS-V	1"	125
Tech Sheet 10003		

HYDRAULIC QUICK RELEASE COUPLINGS

stainless steel

PAVX Series, ISO A Stainless Steel Couplings

Working Temperature: -25°C to +200°C Viton

Maximum Working Pressure: 450 bar

Standard: ISO 7241-1 A
Occlusion: Poppet
Locking: Radial balls
Material: Stainless steel AISI 316

Available Threads: BSP, NPT
Standard Seals: Viton
Optional Seals: FFKM, EPDM
Connection Under Pressure: Not allowed

Coupling, BSPP

0457	Thread	ISO	Max Pressure Bar
PAVX.0606.002	1/4"	6.3	450
PAVX.1010.002	3/8"	10	300
PAVX.1313.002	1/2"	12.5	300
PAVX.2019.002	3/4"	20	250
PAVX.2525.002	1"	25	200
PAVX.3031.002	1.1/4"	31.5	100
PAVX.3939.002	1.1/2"	40	80
PAVX.5051.002	2"	50	60
Tech Sheet 20474			

Plug, BSPP

0457	Thread	ISO	Max Pressure Bar
PAVX.0606.003	1/4"	6.3	450
PAVX.1010.003	3/8"	10	300
PAVX.1313.003	1/2"	12.5	300
PAVX.2019.003	3/4"	19	250
PAVX.2525.003	1"	25	200
PAVX.3031.003	1.1/4"	31.5	100
PAVX.3939.003	1.1/2"	40	80
PAVX.5051.003	2"	50	60
Tech Sheet 20474			

PBVX Series, ISO B Stainless Steel Couplings

Working Temperature: -25°C to +200°C

Maximum Working Pressure: 400 bar

Standard: ISO 7241-1 B
Occlusion: Poppet
Locking: Radial balls
Material: Stainless steel AISI 316

Available Threads: BSP, NPT
Standard Seals: Viton
Optional Seals: FFKM, EPDM
Connection Under Pressure: Not allowed

Coupling, BSPP

0457	Thread	ISO	Max Pressure Bar
PBVX.0404.002	1/8"	5	400
PBVX.0606.002	1/4"	6.3	350
PBVX.1010.002	3/8"	10	300
PBVX.1313.002	1/2"	12.5	300
PBVX.2019.002	3/4"	20	220
PBVX.2525.002	1"	25	200
PBVX.3931.002	1.1/4"	40	80
PBVX.3939.002	1.1/2"	40	80
PBVX.5051.002	2"	50	60
Tech Sheet 20478			

Plug, BSPP

0457	Thread	ISO	Max Pressure Bar
PBVX.0404.003	1/8"	5	400
PBVX.0606.003	1/4"	6.3	350
PBVX.1010.003	3/8"	10	300
PBVX.1313.003	1/2"	12.5	300
PBVX.2019.003	3/4"	20	220
PBVX.2525.003	1"	25	200
PBVX.3931.003	1.1/4"	40	80
PBVX.3939.003	1.1/2"	40	80
PBVX.5051.003	2"	50	60
Tech Sheet 20478			

HYDRAULIC QUICK RELEASE COUPLINGS

stainless steel

PLTX Series, ISO 16028 Flat Face Couplings, Stainless Steel

Standard: ISO 16028
Occlusion: Flat face
Locking: Radial balls
Material: Stainless steel AISI 316

Available Threads: BSP, NPT, SAE
Standard Seals: Viton
Optional Seals: EPDM, FFKM
Connection Under Pressure: Not allowed

Working Temperature: -25°C to +100°C

Maximum Working Pressure: 350 bar

Coupling, BSPP

0457	Thread	ISO	Max Pressure Bar
PLTX.0606.112	1/4"	6.3	400
PLTX.1310.112	3/8"	10	250
PLTX.1313.112	1/2"	10	250
PLTX.2013.112	1/2"	12.5	250
PLTX.2019.112	3/4"	12.5	250
PLTX.2519.112	3/4"	19	250
PLTX.2525.112	1"	19	250
PLTX.3031.112	1.1/4"	25	250
PLTX.3939.112	1.1/2"	40	150
PLTX.5051.112	2"	50	100
Tech Sheet 20483			

Plug, BSPP

0457	Thread	ISO	Max Pressure Bar
PLTX.0606.113	1/4"	6.3	400
PLTX.1310.113	3/8"	10	250
PLTX.1313.113	1/2"	10	250
PLTX.2013.113	1/2"	12.5	250
PLTX.2019.113	3/4"	12.5	250
PLTX.2519.113	3/4"	19	250
PLTX.2525.113	1"	19	250
PLTX.3031.113	1.1/4"	25	250
PLTX.3939.113	1.1/2"	40	150
PLTX.5051.113	2"	50	100
Tech Sheet 20483			

PLSX Series, Flat Face, Stainless Steel

Interchange: Snap-Tite 71
Occlusion: Flat face
Locking: Radial balls
Material: Stainless steel AISI 316

Available Threads: BSP, NPT
Standard Seals: Viton
Optional Seals: FFKM, EPDM
Connection Under Pressure: Not allowed

Working Temperature: -25°C to +100°C

Maximum Working Pressure: 350 bar

Coupling, BSPP

0457	Thread	ISO	Max Pressure Bar
PLSX.0606.112	1/4"	6.3	350
PLSX.1010.112	3/8"	10	350
PLSX.1013.112	1/2"	10	350
PLSX.1313.112	1/2"	12.5	350
PLSX.2019.112	3/4"	19	350
PLSX.2525.112	1"	25	350
PLSX.2531.112	1.1/4"	25	350
Tech Sheet 20485			

Plug, BSPP

0457	Thread	ISO	Max Pressure Bar
PLSX.0606.113	1/4"	6.3	350
PLSX.1010.113	3/8"	10	350
PLSX.1013.113	1/2"	10	350
PLSX.1313.113	1/2"	12.5	350
PLSX.2019.113	3/4"	19	350
PLSX.2525.113	1"	25	350
PLSX.2531.113	1.1/4"	25	350
Tech Sheet 20485			

PLS1 Series, Flat Face

Material: Steel
Finishing: Zn-Fe (Cr III)
Available Threads: BSP, NPT, SAE

Standard Seals: Nitrile
Optional Seals: Viton, EPDM
Connection Under Pressure: Not allowed

Coupling, BSPP

0457	Thread	ISO	Max Pressure Bar
PLS1.0606.112	1/4"	6.3	350
PLS1.1010.112	3/8"	10	350
PLS1.1013.112	1/2"	10	350
PLS1.1313.112	1/2"	12.5	350
PLS1.2019.112	3/4"	19	350
PLS1.2525.112	1"	25	350
PLS1.2531.112	1.1/4"	25	350
Tech Sheet 20484			

Plug, BSPP

0457	Thread	ISO	Max Pressure Bar
PLS1.0606.113	1/4"	6.3	350
PLS1.1010.113	3/8"	10	350
PLS1.1013.113	1/2"	10	350
PLS1.1313.113	1/2"	12.5	350
PLS1.2019.113	3/4"	19	350
PLS1.2525.113	1"	25	350
PLS1.2531.113	1.1/4"	25	350
Tech Sheet 20484			

ISO 16028 Flat Face Protection Caps & Plugs

Plug for Coupling **Cap for Plug**

Plug for Coupling

0457	To Suit	Material
SPLT.06002	ISO 6.3	Plastic
SPLT.13002	ISO 10	Plastic
SPLT.20002	ISO 12.5	Plastic
SPLT.25002	ISO 19	Plastic
Tech Sheet 20483		

Cap for Plug

0457	To Suit	Material
SPLT.06003	ISO 6.3	Plastic
SPLT.13003	ISO 10	Plastic
SPLT.20003	ISO 12.5	Plastic
SPLT.25003	ISO 19	Plastic
SPLT.30003	ISO 25	Plastic
Tech Sheet 20483		

ISO 16028 Automatic Caps

Cap for Coupling

0457	To Suit	Colour
SPLT.13302	ISO 10	Red
SPLT.13342	ISO 10	Black
SPPV.13302	ISO 12.5	Black
SPPV.13312	ISO 12.5	Black
SPPV.13322	ISO 12.5	Yellow
SPPV.13342	ISO 12.5	Red
Tech Sheet 20483		

316 Stainless Steel Couplings

See page 1472 for spare seals.

A

Female Threaded Plug, BSPP

0060	Thread
A12-SS	1/2″
A34-SS	3/4″
A1-SS	1″
A114-SS	1.1/4″
A112-SS	1.1/2″
A2-SS	2″
A212-SS	2.1/2″
A3-SS	3″
A4-SS	4″
A6-SS	6″
Tech Sheet 532	

Female Threaded Plug, NPT

0060	Thread
A12-SS-NPT	1/2″
A34-SS-NPT	3/4″
A1-SS-NPT	1″
A114-SS-NPT	1.1/4″
A112-SS-NPT	1.1/2″
A2-SS-NPT	2″
A212-SS-NPT	2.1/2″
A3-SS-NPT	3″
A4-SS-NPT	4″
Tech Sheet 532	

B

Male Threaded Lever Coupling, BSPT

0060	Thread
B12-SS	1/2″
B34-SS	3/4″
B1-SS	1″
B114-SS	1.1/4″
B112-SS	1.1/2″
B2-SS	2″
B212-SS	2.1/2″
B3-SS	3″
B4-SS	4″
Tech Sheet 532	

Male Threaded Lever Coupling, NPT

0060	Thread
B12-SS-NPT	1/2″
B34-SS-NPT	3/4″
B1-SS-NPT	1″
B114-SS-NPT	1.1/4″
B112-SS-NPT	1.1/2″
B2-SS-NPT	2″
B3-SS-NPT	3″
B4-SS-NPT	4″
Tech Sheet 532	

C

Hose Tail Lever Coupling

0060	Body
C12-SS	1/2″
C34-SS	3/4″
C1-SS	1″
C114-SS	1.1/4″
C112-SS	1.1/2″
C2-SS	2″
C212-SS	2.1/2″
C3-SS	3″
C4-SS	4″
Tech Sheet 532	

D

Female Lever Coupling, BSPP

0060	Thread
D12-SS	1/2″
D34-SS	3/4″
D1-SS	1″
D114-SS	1.1/4″
D112-SS	1.1/2″
D2-SS	2″
D212-SS	2.1/2″
D3-SS	3″
D4-SS	4″
Tech Sheet 532	

Female Lever Coupling, NPT

0060	Thread
D12-SS-NPT	1/2″
D34-SS-NPT	3/4″
D1-SS-NPT	1″
D114-SS-NPT	1.1/4″
D112-SS-NPT	1.1/2″
D2-SS-NPT	2″
D212-SS-NPT	2.1/2″
D3-SS-NPT	3″
D4-SS-NPT	4″
Tech Sheet 532	

Dust Plug

0060	Body
DP12-SS	1/2″
DP34-SS	3/4″
DP1-SS	1″
DP112-SS	1.1/2″
DP2-SS	2″
DP212-SS	2.1/2″
DP3-SS	3″
Tech Sheet 532	

Lever Stop

0060	Body
DC34-SS	3/4″
DC1-SS	1″
DC114-SS	1.1/4″
DC112-SS	1.1/2″
DC2-SS	2″
DC3-SS	3″
DC4-SS	4″
Tech Sheet 532	

E

Hose Tail

0060	Thread
E12-SS	1/2″
E34-SS	3/4″
E1-SS	1″
E114-SS	1.1/4″
E112-SS	1.1/2″
E2-SS	2″
E212-SS	2.1/2″
E3-SS	3″
E4-SS	4″
Tech Sheet 532	

F

Male Threaded Plug, BSPT

0060	Thread
F12-SS	1/2″
F34-SS	3/4″
F1-SS	1″
F114-SS	1.1/4″
F112-SS	1.1/2″
F2-SS	2″
F212-SS	2.1/2″
F3-SS	3″
F4-SS	4″
Tech Sheet 532	

Male Threaded Plug, NPT

0060	Body
F12-SS-NPT	1/2″
F34-SS-NPT	3/4″
F1-SS-NPT	1″
F114-SS-NPT	1.1/4″
F112-SS-NPT	1.1/2″
F2-SS-NPT	2″
F212-SS-NPT	2.1/2″
F3-SS-NPT	3″
F4-SS-NPT	4″
Tech Sheet 532	

Please note: 1/2″ sizes are only supplied with one locking arm.

CLAW COUPLINGS

LÜDECKE

Claw Couplings DIN 3489, Stainless Steel

Working Temperature: -30°C to +200°C

Maximum Working Pressure: 16 bar

Universal system for aggressive fluids in chemical or petrochemical industry, as well as food or drinking water applications.

Use original DIN 3489 Seal GPOR (EPDM) food or drinking water applications.

Material: Stainless steel 1.4401/1.4404
Seal: FKM
Media: Chemical substances
Claw Distance: 42 mm

stainless steel

Hose Tail

6295	To Suit Hose ID mm
EKT10V	10
EKT13V	13
EKT19V	19
EKT25V	25

stainless steel

Female Thread, BSPP

6295	Thread
EKI38V	3/8'
EKI12V	1/2"
EKI34V	3/4"
EKI10V	1"

stainless steel

Male Thread, BSPP

6295	Thread
EKA12V	1/2'
EKA34V	3/4"
EKA10V	1"

stainless steel

Blank End

6295	Description
EK0V	Blank End
EKMV	Blank End with Chain
EKMV-K	Spare Chain 200mm

RJT COUPLINGS

stainless steel

FTPRO

Weld Liner

Stainless Steel

0108	Size
RJTWL1	1″
RJTWL112	1.1/2″
RJTWL2	2″
RJTWL212	2.1/2″
RJTWL3	3″
Tech Sheet 60554	

Reducing Weld Liner

Stainless Steel

0108	Size
RJTRWL2112	2″ to 1.1/2″
Tech Sheet 60554	

Blank Liner

Stainless Steel

0108	Size
RJTBL1	1″
RJTBL112	1.1/2″
RJTBL2	2″
RJTBL212	2.1/2″
RJTBL3	3″
Tech Sheet 60554	

Hose Liner

Stainless Steel

0108	Size
RJTHL1	1″
RJTHL112	1.1/2″
RJTHL2	2″
RJTHL212	2.1/2″
RJTHL3	3″
Tech Sheet 60554	

Hex Nut

Stainless Steel

0108	Size
RJTN1	1″
RJTN112	1.1/2″
RJTN2	2″
RJTN3	3″
Tech Sheet 60554	

Weld Male

Stainless Steel

0108	Size
RJTWM1	1″
RJTWM112	1.1/2″
RJTWM2	2″
RJTWM3	3″
Tech Sheet 60554	

BSPP Adaptor

Stainless Steel

0108	Size	Thread
RJTA1	1″	1″
RJTA112	1.1/2″	1.1/2″
RJTD2	2″	2″
RJTA3	3″	3″
Tech Sheet 60554		

Seal

0108	Size
RJTS1	1″
RJTS112	1.1/2″
RJTS2	2″
RJTS3	3″
Tech Sheet 60554	

STAINLESS STEEL LEVER LOCK WATER PUMP COUPLINGS

stainless steel

Male x Hose Connector

0120	Coupling Size	To Suit Hose ID
LLSSMT2	50	2"
LLSSMT33	76	3"
LLSSMT3312	89	3" Tail x 3.1/2"
LLSSMT4	108	4"
LLSSMT6	159	6"
LLSSMT8	194	8"

Female x Hose Connector

0120	Coupling Size	To Suit Hose ID
LLSSFT2	50	2"
LLSSFT3312	89	3" Tail x 3.1/2"
LLSSFT4	108	4"
LLSSFT6	159	6"
LLSSFT8	194	8"

Male Weld End

Other sizes available on request.
Minimum quantity order may apply.

0120	Coupling Size
LLSSMWE2	50
LLSSMWE3312	89
LLSSMWE4	108
LLSSMWE6	159

Female Weld End

0120	Coupling Size
LLSSFWE2	50
LLSSFWE33	76
LLSSFWE3312	89
LLSSFWE4	108
LLSSFWE6	159

Male x Male BSPP Pipe Thread

Other sizes available on request.
Minimum quantity order may apply.

With Lever Closure Ring, BSPP

0120	Coupling Size	To Suit Hose ID
LLSSMBSP2	50	2"
LLSSMBSP33	76	3"
LLSSMBSP3312	89	3" BSPP x 3.1/2"
LLSSMBSP4	108	4"

Female complete with BSPP Male Pipe Thread

Other sizes available on request.
Minimum quantity order may apply.

0120	Coupling Size	Thread
LLSSFBSP2	50	2"
LLSSFBSP33	76	3"
LLSSFBSP3312	89	3" BSPP x 3.1/2"
LLSSFBSP4	108	4"
LLSSFBSP5	133	5"
LLSSFBSP6	159	6"

Male End Cap

0120	Coupling Size
LLSSMEC2	50
LLSSMEC33	76
LLSSMEC3312	89
LLSSMEC4	108
LLSSMEC5	133
LLSSMEC6	159

Female End Cap

Other sizes available on request.
Minimum quantity order may apply.

0120	Coupling Size
LLSSFEC3312	89
LLSSFEC4	108
LLSSFEC6	159

150lb 316 STAINLESS STEEL PIPE FITTINGS

RoHS 3 COMPLIANT | ISO 9001:2015 | stainless steel | HAITIMA

This technical data is applicable to the full range of 316 Stainless Steel Adaptors only.
Threads: Tapered in conformity with ISO 7.1, BS 21, DIN 2999. Parallel in conformity with BS 2779, ISO 228.
Dimensions: All components are manufactured to the requirements of ASTM A-351.
The dimensions are in accordance with ANSI B16.3.

Working Temperature:
-20°C to +260°C

Working Pressure:
20 bar

Equal Cross

Female Thread, BSPP

1111	Thread
EC-18	1/8"
EC-14	1/4"
EC-38	3/8"
EC-12	1/2"
EC-34	3/4"
EC-1	1"
EC-114	1.1/4"
EC-112	1.1/2"
EC-2	2"
Tech Sheet 1800	

Equal Tee

Female Thread, BSPP

1111	Thread
ET-18	1/8"
ET-14	1/4"
ET-38	3/8"
ET-12	1/2"
ET-34	3/4"
ET-1	1"
ET-114	1.1/4"
ET-112	1.1/2"
ET-2	2"
ET-212	2.1/2"
ET-3	3"
ET-4	4"
Tech Sheet 1799	

Straight Hose Tails

Male Thread, BSPT

1111	Thread	To Suit Hose ID
HT-18-06	1/8"	1/4" (6mm)
HT-14	1/4"	1/4" (6mm)
HT-14-08	1/4"	5/16" (8mm)
HT-14-10	1/4"	3/8" (10mm)
HT-14-13	1/4"	1/2" (13mm)
HT-38-08	3/8"	5/16" (8mm)
HT-38	3/8"	3/8" (10mm)
HT-38-13	3/8"	1/2" (13mm)
HT-12-06	1/2"	1/4" (6mm)
HT-12-10	1/2"	3/8" (10mm)
HT-12	1/2"	1/2" (13mm)
HT-12-19	1/2"	3/4" (19mm)
HT-12-25	1/2"	1" (25mm)
HT-12-16	1/2"	5/8"
HT-34-13	3/4"	1/2" (13mm)
HT-34	3/4"	3/4" (19mm)
HT-1-19	1"	3/4" (19mm)
HT-1	1"	1" (25mm)
HT-1-31	1"	1.1/4" (31mm)
HT-114	1.1/4"	1.1/4" (31mm)
HT-112	1.1/2"	1.1/2" (38mm)
HT-2	2"	2" (50mm)
HT-212	2.1/2"	2.1/2" (63mm)
HT-3	3"	3" (75mm)
HT-4	4"	4" (100mm)
Tech Sheet 1795		

Female Fixed Thread, BSPP

1111	Thread	To Suit Hose ID
SFHT10/06	1/8"	6mm (1/4")
SFHT13/06	1/4"	6mm (1/4")
SFHT13/09	1/4"	9mm (3/8")
SFHT17/10	3/8"	10mm (3/8")
SFHT21/13	1/2"	13mm (1/2")
SFHT26/19	3/4"	19mm (3/4")
SFHT33/25	1"	25mm (1")
SFHT42/32	1.1/4"	32mm (1.1/4")
SFHT48/38	1.1/2"	38mm (1.1/2")
SFHT52/51	2"	51mm (2")
Tech Sheet 20777		

Equal Hose Joiner

1111	To Suit Hose ID
DS06-SS	1/4" (6mm)
DS08-SS	5/16" (8mm)
DS10-SS	3/8" (10mm)
DS13-SS	1/2" (13mm)
Tech Sheet 20778	

Swivel Female Thread, 60° Coned Seat, BSPP

1111	Thread	To Suit Hose ID
FH13/14SS	1/4"	1/4" (6mm)
FH17/38SS	3/8"	3/8" (10mm)
FH21/12SS	1/2"	1/2" (13mm)
FH26/12SS	3/4"	1/2" (13mm)
FH26/34SS	3/4"	3/4" (19mm)
FH33/19SS	1"	3/4"
FH33/25SS	1"	1"
FH48/38SS	1.1/2"	1.1/2"
FH52/50SS	2"	2"
Tech Sheet 20779		

Barrel Nipple

Male Thread, BSPT

1111	Thread	Length mm
BN-18X30	1/8"	30
BN-18	1/8"	40
BN-14	1/4"	40
BN-14X80	1/4"	80
BN-38	3/8"	40
BN-38X80	3/8"	80
BN-12	1/2"	60
BN-12X80	1/2"	80
BN-34	3/4"	60
BN-34X80	3/4"	80
BN-1	1"	60
BN-1X100	1"	100
BN-1X150	1"	150
BN-114	1.1/4"	80
BN-112	1.1/2"	80
BN-2	2"	100
BN-212	2.1/2"	100
BN-3	3"	120
BN-4	4"	120
Tech Sheet 1803		

150lb 316 STAINLESS STEEL PIPE FITTINGS

RoHS 3 COMPLIANT | ISO 9001:2015 | stainless steel | HAITIMA

Close Nipple

Male Thread, BSPP

1111	Thread
CPN-14	1/4"
CPN-38	3/8"
CPN-12	1/2"
CPN-34	3/4"
CPN-1	1"
CPN-114	1.1/4"
CPN-112	1.1/2"
CPN-2	2"
CPN-212	2.1/2"

Tech Sheet 1801

Female Reducing Socket

Female Thread, BSPP

1111	Thread	Thread
FRS-14-18	1/4"	1/8"
FRS-38-14	3/8"	1/4"
FRS-38-18	3/8"	1/8"
FRS-12-38	1/2"	3/8"
FRS-12-14	1/2"	1/4"
FRS-12-18	1/2"	1/8"
FRS-34-14	3/4"	1/4"
FRS-34-12	3/4"	1/2"
FRS-34-38	3/4"	3/8"
FRS-1-34	1"	3/4"
FRS-1-14	1"	1/4"
FRS-1-38	1"	3/8"
FRS-1-12	1"	1/2"
FRS-114-1	1.1/4"	1"
FRS-114-12	1.1/4"	1/2"
FRS-114-34	1.1/4"	3/4"
FRS-112-1	1.1/2"	1"
FRS-112-34	1.1/2"	3/4"
FRS-112-114	1.1/2"	1.1/4"
FRS-2-34	2"	3/4"
FRS-2-1	2"	1"
FRS-2-112	2"	1.1/2"
FRS-2-114	2"	1.1/4"
FRS-212-114	2.1/2"	1.1/4"
FRS-212-2	2.1/2"	2"
FRS-3-114	3"	1.1/4"
FRS-3-2	3"	2"
FRS-3-212	3"	2.1/2"
FRS-4-2	4"	2"
FRS-4-3	4"	3"

Tech Sheet 1802

45º Equal Elbow

Female Thread, BSPP

1111	Thread
OE-18	1/8"
OE-14	1/4"
OE-38	3/8"
OE-12	1/2"
OE-34	3/4"
OE-1	1"
OE-114	1.1/4"
OE-112	1.1/2"
OE-2	2"
OE-212	2.1/2"
OE-3	3"
OE-4	4"

Tech Sheet 1796

45° Equal Bracket Elbow

Female Thread, BSPP

1111	Thread
WEP-12	1/2"

Tech Sheet 1797

90º Equal Elbow

Female Thread, BSPP

1111	Thread
EE-18	1/8"
EE-14	1/4"
EE-38	3/8"
EE-12	1/2"
EE-34	3/4"
EE-1	1"
EE-114	1.1/4"
EE-112	1.1/2"
EE-2	2"
EE-212	2.1/2"
EE-3	3"
EE-4	4"

Tech Sheet 1797

90º Street Elbow

Male Thread, BSPT x Female Thread, BSPP

1111	Male Thread	Female Thread
SE-18	1/8"	1/8"
SE-14	1/4"	1/4"
SE-38	3/8"	3/8"
SE-12	1/2"	1/2"
SE-34	3/4"	3/4"
SE-1	1"	1"
SE-114	1.1/4"	1.1/4"
SE-112	1.1/2"	1.1/2"
SE-2	2"	2"
SE-212	2.1/2"	2.1/2"
SE-3	3"	3"
SE-4	4"	4"

Tech Sheet 1798

Equal Nipple

Male Thread, BSPT

1111	Thread
HN-18	1/8"
HN-14	1/4"
HN-38	3/8"
HN-12	1/2"
HN-34	3/4"
HN-1	1"
HN-114	1.1/4"
HN-112	1.1/2"
HN-2	2"
HN-212	2.1/2"
HN-3	3"
HN-4	4"

Tech Sheet 1804

Male Thread, NPT

1111	Thread
NPT62001010	1/8"
NPT62001313	1/4"
NPT62001717	3/8"
NPT62002121	1/2"
NPT62002727	3/4"
NPT62003232	1"
NPT62004242	1.1/4"
NPT62004848	1.1/2"
NPT62006060	2"
NPT62007676	2.1/2"
NPT62008989	3"
NPT62000114	4"

Tech Sheet 1804

ABS | DNV·GL | MARINE DIVISION RECOGNITION BUREAU VERITAS Certification | Lloyd's Register | RoHS 2002/95/EC

150lb 316 STAINLESS STEEL PIPE FITTINGS

RoHS 3 COMPLIANT | ISO 9001:2015 | stainless steel | HAITIMA

Hexagon Blanking Cap

Female Thread, BSPP

1111	Thread
HBC-18	1/8"
HBC-14	1/4"
HBC-38	3/8"
HBC-12	1/2"
HBC-34	3/4"
HBC-1	1"
HBC-114	1.1/4"
HBC-112	1.1/2"
HBC-2	2"
HBC-212	2.1/2"
HBC-3	3"
HBC-4	4"
Tech Sheet 1805	

Blanking Plug

Male Thread, BSPT

1111	Thread
HP-18	1/8"
HP-14	1/4"
HP-38	3/8"
HP-12	1/2"
HP-34	3/4"
HP-1	1"
HP-114	1.1/4"
HP-112	1.1/2"
HP-2	2"
HP-212	2.1/2"
HP-3	3"
Tech Sheet 1806	

Male Thread, NPT

1111	Thread
NPT62181000	1/8"
NPT62181300	1/4"
NPT62181700	3/8"
NPT62182100	1/2"
NPT62182700	3/4"
NPT62183200	1"
NPT62184200	1.1/4"
NPT62184800	1.1/2"
NPT62186000	2"
NPT62187600	2.1/2"
NPT62188900	3"
Tech Sheet 1808	

Female Union

Female Thread, BSPP (2 Piece)

1111	Thread
HU-18	1/8"
HU-14	1/4"
HU-38	3/8"
HU-12	1/2"
HU-34	3/4"
HU-1	1"
HU-114	1.1/4"
HU-112	1.1/2"
HU-2	2"
HU-212	2.1/2"
HU-3	3"
HU-4	4"
Tech Sheet 1807	

Male/Female Union

Male Thread, BSPT x Female Thread, BSPP (2 Piece)

1111	Thread
MFU-14	1/4"
MFU-38	3/8"
MFU-12	1/2"
MFU-34	3/4"
MFU-1	1"
MFU-114	1.1/4"
MFU-112	1.1/2"
MFU-2	2"
MFU-4	4"
Tech Sheet 1808	

Lock Nut

Female Thread, BSPP

1111	Thread
LN-18	1/8"
LN-14	1/4"
LN-38	3/8"
LN-12	1/2"
LN-34	3/4"
LN-1	1"
LN-114	1.1/4"
LN-112	1.1/2"
LN-2	2"
LN-212	2.1/2"
LN-3	3"
LN-4	4"
Tech Sheet 1809	

Reducing Bush

Male Thread, BSPT x Female Thread, BSPP

1111	Male Thread	Female Thread
RB-14-18	1/4"	1/8"
RB-38-14	3/8"	1/4"
RB-38-18	3/8"	1/8"
RB-12-14	1/2"	1/4"
RB-12-18	1/2"	1/8"
RB-12-38	1/2"	3/8"
RB-34-12	3/4"	1/2"
RB-34-14	3/4"	1/4"
RB-34-18	3/4"	1/8"
RB-34-38	3/4"	3/8"
RB-1-12	1"	1/2"
RB-1-14	1"	1/4"
RB-1-34	1"	3/4"
RB-1-38	1"	3/8"
RB-114-1	1.1/4"	1"
RB-114-12	1.1/4"	1/2"
RB-114-34	1.1/4"	3/4"
RB-112-1	1.1/2"	1"
RB-112-12	1.1/2"	1/2"
RB-112-34	1.1/2"	3/4"
RB-112-114	1.1/2"	1.1/4"
RB-2-1	2"	1"
RB-2-34	2"	3/4"
RB-2-112	2"	1.1/2"
RB-2-114	2"	1.1/4"
RB-212-1	2.1/2"	1"
RB-212-2	2.1/2"	2"
RB-212-112	2.1/2"	1.1/2"
RB-212-114	2.1/2"	1.1/4"
RB-3-1	3"	1"
RB-3-112	3"	1.1/2"
RB-3-2	3"	2"
RB-3-212	3"	2.1/2"
RB-4-3	4"	3"
Tech Sheet 1810		

Male Thread, NPTF x Female Thread, NPTF

1111	Male Thread	Female Thread
NPT62041310	1/4"	1/8"
NPT62041713	3/8"	1/4"
NPT62042117	1/2"	3/8"
NPT62042721	3/4"	1/2"
NPT62043227	1"	3/4"
NPT62044232	1.1/4"	1"
NPT62044842	1.1/2"	1.1/4"
NPT62046048	2"	1.1/2"
NPT62047660	2.1/2"	2"
NPT62048976	3"	2.1/2"

ABS | DNV·GL | Bureau Veritas | Lloyd's Register | RoHS

150lb 316 STAINLESS STEEL PIPE FITTINGS

RoHS 3 COMPLIANT | ISO 9001:2015 | stainless steel | HAITIMA

Reducing Nipple

Male Thread, BSPT

1111	Thread	Thread
RHN-14-18	1/4"	1/8"
RHN-12-14	1/2"	1/4"
RHN-12-18	1/2"	1/8"
RHN-12-38	1/2"	3/8"
RHN-38-14	3/8"	1/4"
RHN-38-18	3/8"	1/8"
RHN-34-12	3/4"	1/2"
RHN-34-14	3/4"	1/4"
RHN-34-18	3/4"	1/8"
RHN-34-38	3/4"	3/8"
RHN-1-12	1"	1/2"
RHN-1-14	1"	1/4"
RHN-1-34	1"	3/4"
RHN-1-38	1"	3/8"
RHN-114-1	1.1/4"	1"
RHN-114-12	1.1/4"	1/2"
RHN-114-34	1.1/4"	3/4"
RHN-112-1	1.1/2"	1"
RHN-112-12	1.1/2"	1/2"
RHN-112-34	1.1/2"	3/4"
RHN-112-114	1.1/2"	1.1/4"
RHN-2-1	2"	1"
RHN-2-12	2"	1/2"
RHN-2-34	2"	3/4"
RHN-2-112	2"	1.1/2"
RHN-2-114	2"	1.1/4"
RHN-3-2	3"	2"

Tech Sheet 1811

Welding Nipple

Male Thread, BSPT

1111	Thread	Length mm
WN-18	1/8"	30
WN-14	1/4"	30
WN-38	3/8"	30
WN-12	1/2"	35
WN-34	3/4"	40
WN-1	1"	40
WN-114	1.1/4"	50
WN-112	1.1/2"	50
WN-2	2"	50
WN-212	2.1/2"	60
WN-3	3"	70
WN-4	4"	80

Tech Sheet 1813

Square Head Plug

Male Thread, BSPT

1111	Thread
SP-18	1/8"
SP-14	1/4"
SP-38	3/8"
SP-12	1/2"
SP-34	3/4"
SP-1	1"
SP-114	1.1/4"
SP-112	1.1/2"
SP-2	2"
SP-212	2.1/2"
SP-3	3"

Tech Sheet 1814

Round Blanking Cap

Female Thread, BSPP

1111	Thread
RC-18	1/8"
RC-14	1/4"
RC-38	3/8"
RC-12	1/2"
RC-34	3/4"
RC-1	1"
RC-114	1.1/4"
RC-112	1.1/2"
RC-2	2"
RC-212	2.1/2"
RC-3	3"

Tech Sheet 1812

Threaded Half Socket

Female Thread, BSPP

1111	Thread
HS-18	1/8"
HS-14	1/4"
HS-38	3/8"
HS-12	1/2"
HS-34	3/4"
HS-1	1"
HS-114	1.1/4"
HS-112	1.1/2"
HS-2	2"
HS-212	2.1/2"
HS-3	3"
HS-4	4"

Tech Sheet 1816

Threaded Full Socket

Female Thread, BSPP

1111	Thread
FS-18	1/8"
FS-14	1/4"
FS-38	3/8"
FS-12	1/2"
FS-34	3/4"
FS-1	1"
FS-114	1.1/4"
FS-112	1.1/2"
FS-2	2"
FS-212	2.1/2"
FS-3	3"
FS-4	4"

Tech Sheet 1815

Female Thread, NPT

1111	Thread
NPT62061010	1/8"
NPT62061313	1/4"
NPT62061717	3/8"
NPT62062121	1/2"
NPT62062727	3/4"
NPT62063232	1"
NPT62064242	1.1/4"
NPT62064848	1.1/2"
NPT62066060	2"
NPT62067676	2.1/2"
NPT62068989	3"
NPT62060114	4"

316 Stainless Steel Tube

Seamless schedule 40 ASTM A312/AMSE SA312-A530.
Conforms to NACE standard MR-01-75, Din50049-3.1.B.

N.B. Delivery may take up to 48 hours.

3 Metre Lengths, Random

0214	NB	Wall Thickness mm
2028-5839	1/8"	1.73
2028-5854	1/4"	2.24
2028-5862	3/8"	2.31
2028-5870	1/2"	2.77
2028-5953	3/4"	2.87
2028-5961	1"	3.38
2028-5979	1.1/4"	3.56
2028-5987	1.1/2"	3.68
2028-5995	2"	3.91

Tech Sheet 831

ABS | DNV·GL | MARINE DIVISION RECOGNITION BUREAU VERITAS Certification | Lloyd's Register | RoHS 2002/95/EC

3000lb 316 STAINLESS STEEL PIPE FITTINGS

stainless steel

FT PRO

- ASTM A182 316/L stainless steel
- Dimensions to ANSI B16.11/BS3799
- Sizes 1/4" to 2"
- NPT threaded to ANSI B2.1
- BSPT threaded to ISO 7/1
- Pressure/temperature ratings according to BS 3799
- Pressure rating performance will vary depending on temperature.

Working Temperature: -100°C to +525°C

Maximum Working Pressure: 207 bar

90° Equal Female Elbow

NPT

0434	Thread
1012-0001	1/4"
1012-0002	3/8"
1012-0003	1/2"
1012-0004	3/4"
1012-0005	1"
1012-0006	1.1/4"
1012-0007	1.1/2"
1012-0008	2"
Tech Sheet 20506	

BSPT

0434	Thread
1012-0009	1/4"
1012-0010	3/8"
1012-0011	1/2"
1012-0012	3/4"
1012-0013	1"
1012-0014	1.1/4"
1012-0016	2"
Tech Sheet 20494	

Socket Weld

0434	NB
1012-0017	1/4"
1012-0018	3/8"
1012-0019	1/2"
1012-0021	1"
1012-0022	1.1/4"
1012-0023	1.1/2"
1012-0024	2"
Tech Sheet 20521	

90° Equal Male/ Female Street Elbow

NPT

0434	Thread
1012-0041	1/4"
1012-0042	3/8"
1012-0043	1/2"
1012-0044	3/4"
1012-0045	1"
1012-0046	1.1/4"
1012-0047	1.1/2"
1012-0048	2"
Tech Sheet 20515	

45° Equal Female Elbow

NPT

0434	Thread
1012-0025	1/4"
1012-0027	1/2"
1012-0028	3/4"
1012-0029	1"
1012-0030	1.1/4"
1012-0031	1.1/2"
1012-0032	2"
Tech Sheet 20505	

Socket Weld

0434	NB
1012-0033	1/4"
1012-0034	3/8"
1012-0035	1/2"
1012-0036	3/4"
1012-0037	1"
1012-0038	1.1/4"
1012-0039	1.1/2"
Tech Sheet 20520	

Equal Tee

NPT

0434	Thread
1012-0049	1/4"
1012-0050	3/8"
1012-0051	1/2"
1012-0052	3/4"
1012-0053	1"
1012-0054	1.1/4"
1012-0055	1.1/2"
1012-0056	2"
Tech Sheet 20516	

BSPT

0434	Thread
1012-0057	1/4"
1012-0058	3/8"
1012-0059	1/2"
1012-0060	3/4"
1012-0061	1"
1012-0062	1.1/4"
1012-0063	1.1/2"
1012-0064	2"
Tech Sheet 20495	

Socket Weld

0434	NB
1012-0065	1/4"
1012-0066	3/8"
1012-0067	1/2"
1012-0068	3/4"
1012-0069	1"
1012-0070	1.1/4"
1012-0071	1.1/2"
1012-0072	2"
Tech Sheet 20526	

3000lb 316 STAINLESS STEEL PIPE FITTINGS

stainless steel

FT PRO

- ASTM A182 316/L stainless steel
- Dimensions to ANSI B16.11/BS3799
- Sizes 1/4" to 2"
- NPT threaded to ANSI B2.1
- BSPT threaded to ISO 7/1
- Pressure/temperature ratings according to BS 3799
- Pressure rating performance will vary depending on temperature.

Working Temperature: -100°C to +525°C

Maximum Working Pressure: 207 bar

Equal Cross

NPT

0434	Thread
1012-0073	1/4"
1012-0074	3/8"
1012-0075	1/2"
1012-0076	3/4"
1012-0077	1"
1012-0078	1.1/4"
1012-0079	1.1/2"
1012-0080	2"
Tech Sheet 20504	

Socket Weld

0434	NB
1012-0082	3/8"
1012-0083	1/2"
1012-0084	3/4"
1012-0085	1"
1012-0086	1.1/4"
1012-0087	1.1/2"
1012-0088	2"
Tech Sheet 20519	

Male / Female Union

NPT

0434	Thread
1012-0089	1/4"
1012-0090	3/8"
1012-0091	1/2"
1012-0092	3/4"
1012-0093	1"
1012-0094	1.1/4"
1012-0095	1.1/2"
1012-0096	2"
Tech Sheet 20518	

Female Union

NPT

0434	Thread
1012-0097	1/4"
1012-0098	3/8"
1012-0099	1/2"
1012-0100	3/4"
1012-0101	1"
1012-0102	1.1/4"
1012-0103	1.1/2"
1012-0104	2"
Tech Sheet 20517	

BSPT

0434	Thread
1012-0106	3/8"
1012-0107	1/2"
1012-0108	3/4"
1012-0109	1"
1012-0110	1.1/4"
1012-0111	1.1/2"
1012-0112	2"
Tech Sheet 20500	

Socket Weld

0434	NB
1012-0113	1/4"
1012-0114	3/8"
1012-0115	1/2"
1012-0116	3/4"
1012-0117	1"
1012-0118	1.1/4"
1012-0119	1.1/2"
1012-0120	2"
Tech Sheet 20527	

Male Hex Nipple

NPT

0434	Thread
1012-0121	1/4"
1012-0122	3/8"
1012-0123	1/2"
1012-0124	3/4"
1012-0125	1"
1012-0126	1.1/4"
1012-0127	1.1/2"
1012-0128	2"
Tech Sheet 20509	

BSPT

0434	Thread
1012-0129	1/4"
1012-0130	3/8"
1012-0131	1/2"
1012-0132	3/4"
1012-0133	1"
1012-0134	1.1/4"
1012-0135	1.1/2"
1012-0136	2"
Tech Sheet 20498	

Male Barrel Nipple

NPT

0434	Thread	Length mm
1012-0137	1/4"	30
1012-0138	3/8"	40
1012-0139	1/2"	60
1012-0140	3/4"	60
1012-0141	1"	60
1012-0142	1.1/4"	80
1012-0143	1.1/2"	80
1012-0144	2"	100
Tech Sheet 20503		

3000lb 316 STAINLESS STEEL PIPE FITTINGS

stainless steel

FT PRO

- ASTM A182 316/L stainless steel
- Dimensions to ANSI B16.11/BS3799
- Sizes 1/4" to 2"
- NPT threaded to ANSI B2.1
- BSPT threaded to ISO 7/1
- Pressure/temperature ratings according to BS 3799
- Pressure rating performance will vary depending on temperature.

Working Temperature: -100°C to +525°C

Maximum Working Pressure: 207 bar

Male Hex Reducing Nipple

BSPT

0434	Thread	Thread
1012-0166	1/4"	1/8"
1012-0167	3/8"	1/8"
1012-0168	1/2"	1/4"
1012-0169	1/2"	3/8"
1012-0170	3/4"	3/8"
1012-0171	3/4"	1/2"
1012-0172	1"	1/2"
1012-0173	1"	3/4"
1012-0174	1.1/4"	3/4"
1012-0175	1.1/4"	1"
1012-0176	1.1/2"	1"
1012-0177	1.1/2"	1.1/4"
1012-0178	2"	1"
1012-0179	2"	1.1/4"
1012-0180	2"	1.1/2"
Tech Sheet 20499		

NPT

0434	Thread	Thread
1012-0145	1/4"	1/8"
1012-0146	3/8"	1/8"
1012-0147	3/8"	1/4"
1012-0148	1/2"	1/8"
1012-0149	1/2"	1/4"
1012-0150	1/2"	3/8"
1012-0151	3/4"	1/4"
1012-0152	3/4"	3/8"
1012-0153	3/4"	1/2"
1012-0154	1"	3/8"
1012-0155	1"	1/2"
1012-0156	1"	3/4"
1012-0157	1.1/4"	1/2"
1012-0158	1.1/4"	3/4"
1012-0159	1.1/4"	1"
1012-0160	1.1/2"	3/4"
1012-0161	1.1/2"	1"
1012-0162	1.1/2"	1.1/4"
1012-0163	2"	1"
1012-0164	2"	1.1/4"
1012-0165	2"	1.1/2"
Tech Sheet 20513		

Full Coupling

NPT

0434	Thread
1012-0181	1/4"
1012-0182	3/8"
1012-0183	1/2"
1012-0184	3/4"
1012-0185	1"
1012-0186	1.1/4"
1012-0187	1.1/2"
1012-0188	2"
Tech Sheet 20507	

BSPT

0434	Thread
1012-0189	1/4"
1012-0190	3/8"
1012-0191	1/2"
1012-0192	3/4"
1012-0193	1"
1012-0194	1.1/4"
1012-0195	1.1/2"
1012-0196	2"
Tech Sheet 20496	

Socket Weld

0434	NB
1012-0197	1/4"
1012-0198	3/8"
1012-0199	1/2"
1012-0200	3/4"
1012-0201	1"
1012-0202	1.1/4"
1012-0203	1.1/2"
1012-0204	2"
Tech Sheet 20522	

Half Coupling

NPT

0434	Thread
1012-0205	1/4"
1012-0206	3/8"
1012-0208	3/4"
1012-0209	1"
1012-0210	1.1/4"
1012-0211	1.1/2"
1012-0212	2"
Tech Sheet 20508	

BSPT

0434	Thread
1012-0213	1/4"
1012-0214	3/8"
1012-0215	1/2"
1012-0216	3/4"
1012-0217	1"
1012-0218	1.1/4"
1012-0219	1.1/2"
1012-0220	2"
Tech Sheet 20497	

Socket Weld

0434	NB
1012-0221	1/4"
1012-0222	3/8"
1012-0223	1/2"
1012-0224	3/4"
1012-0225	1"
1012-0226	1.1/4"
1012-0228	2"
Tech Sheet 20523	

3000lb 316 STAINLESS STEEL PIPE FITTINGS

stainless steel

FT PRO

- ASTM A182 316/L stainless steel
- Dimensions to ANSI B16.11/BS3799
- Sizes 1/4" to 2"
- NPT threaded to ANSI B2.1
- BSPT threaded to ISO 7/1
- Pressure/temperature ratings according to BS 3799
- Pressure rating performance will vary depending on temperature.

Working Temperature: -100°C to +525°C

Maximum Working Pressure: 207 bar

Reducing Coupling

NPT

0434	Thread	Thread
1012-0229	1/4"	1/8"
1012-0231	1/2"	1/4"
1012-0232	1/2"	3/8"
1012-0233	3/4"	3/8"
1012-0234	3/4"	1/2"
1012-0235	1"	1/2"
1012-0236	1"	3/4"
1012-0237	1.1/4"	3/4"
1012-0238	1.1/4"	1"
1012-0239	1.1/2"	1"
1012-0240	1.1/2"	1.1/4"
1012-0241	2"	1"
1012-0242	2"	1.1/4"
1012-0243	2"	1.1/2"
Tech Sheet 20512		

Socket Weld

0434	NB	NB
1012-0244	1/4"	1/8"
1012-0245	3/8"	1/4"
1012-0246	1/2"	1/4"
1012-0247	1/2"	3/8"
1012-0248	3/4"	3/8"
1012-0249	3/4"	1/2"
1012-0250	1"	1/2"
1012-0252	1.1/4"	1"
1012-0253	1.1/2"	1"
1012-0254	1.1/2"	1.1/4"
1012-0255	2"	1"
1012-0256	2"	1.1/4"
1012-0257	2"	1.1/2"
Tech Sheet 20524		

Reducing Bush

NPT

0434	Thread	Thread
1012-0258	1/4"	1/8"
1012-0259	3/8"	1/8"
1012-0260	3/8"	1/4"
1012-0261	1/2"	1/8"
1012-0262	1/2"	1/4"
1012-0263	1/2"	3/8"
1012-0264	3/4"	1/4"
1012-0265	3/4"	3/8"
1012-0266	3/4"	1/2"
1012-0267	1"	1/4"
1012-0268	1"	3/8"
1012-0269	1"	1/2"
1012-0270	1"	3/4"
1012-0271	1.1/4"	1/2"
1012-0272	1.1/4"	3/4"
1012-0273	1.1/4"	1"
1012-0274	1.1/2"	3/4"
1012-0275	1.1/2"	1"
1012-0276	1.1/2"	1.1/4"
1012-0277	2"	1"
1012-0278	2"	1.1/4"
1012-0279	2"	1.1/2"
Tech Sheet 20511		

BSPT

0434	Thread	Thread
1012-0280	1/4"	1/8"
1012-0281	3/8"	1/8"
1012-0282	3/8"	1/4"
1012-0283	1/2"	1/8"
1012-0284	1/2"	1/4"
1012-0285	1/2"	3/8"
1012-0286	3/4"	1/4"
1012-0287	3/4"	3/8"
1012-0288	3/4"	1/2"
1012-0289	1"	1/4"
1012-0290	1"	3/8"
1012-0291	1"	1/2"
1012-0292	1"	3/4"
1012-0293	1.1/4"	1/2"
1012-0294	1.1/4"	3/4"
1012-0295	1.1/4"	1"
1012-0296	1.1/2"	3/4"
1012-0297	1.1/2"	1"
1012-0298	1.1/2"	1.1/4"
1012-0299	2"	1"
1012-0300	2"	1.1/4"
1012-0301	2"	1.1/2"
Tech Sheet 20502		

Hex Head Plug

NPT

0434	Thread
1012-0302	1/4"
1012-0303	3/8"
1012-0304	1/2"
1012-0305	3/4"
1012-0306	1"
1012-0307	1.1/4"
1012-0308	1.1/2"
1012-0309	2"
Tech Sheet 20510	

BSPT

0434	Thread
1012-0310	1/4"
1012-0311	3/8"
1012-0312	1/2"
1012-0313	3/4"
1012-0314	1"
1012-0315	1.1/4"
1012-0316	1.1/2"
1012-0317	2"
Tech Sheet 20501	

Round Cap

NPT

0434	Thread
1012-0318	1/4"
1012-0319	3/8"
1012-0320	1/2"
1012-0321	3/4"
1012-0322	1"
1012-0323	1.1/4"
1012-0324	1.1/2"
1012-0325	2"
Tech Sheet 20514	

Socket Weld

0434	NB
1012-0326	1/4"
1012-0327	3/8"
1012-0328	1/2"
1012-0329	3/4"
1012-0330	1"
1012-0331	1.1/4"
1012-0332	1.1/2"
1012-0333	2"
Tech Sheet 20525	

3000lb 316 STAINLESS STEEL PIPE FITTINGS

stainless steel

FT PRO

Slip-on PN16/3

BS4504: Sect 3.1:1989

1113	Size
SSFSB-12	1/2"
SSFSB-34	3/4"
SSFSB-1	1"
SSFSB-114	1.1/4"
SSFSB-112	1.1/2"
SSFSB-2	2"
SSFSB-3	3"
Tech Sheet 1500	

Slip-on 150lb

ANSI B16.5

1113	Size
SSFSA-12	1/2"
SSFSA-1	1"
SSFSA-112	1.1/2"
SSFSA-2	2"
Tech Sheet 1500	

Table D

1113	Size
TABLE-D-112	1.1/2"
TABLE-D-4	4"
Tech Sheet 1500	

Table E

1113	Size
TABLE-E-1	1"
TABLE-E-112	1.1/2"
TABLE-E-2	2"
TABLE-E-3	3"
Tech Sheet 1500	

Blind PN16/8



BS4504: Sect 3.1:1989

1113	Size
SSFBB-12	1/2"
SSFBSB-34	3/4"
SSFBSB-1	1"
SSFBSB-114	1.1/4"
SSFBSB-112	1.1/2"
SSFBB-2	2"
SSFBB-3	3"
Tech Sheet 1500	

Blind 150lb

BS4504: Sect 3.1:1989

1113	Size
SSFBA-12	1/2"
SSFBA-34	3/4"
SSFBA-1	1"
SSFBA-2	2"
SSFBA-3	3"
Tech Sheet 1500	

Weld Neck 150lb

ANSI B16.5

1113	Size
SSFWA-34	3/4"
SSFWA-2	2"
SSFWA-3	3"
Tech Sheet 1500	

Customers who bought from this page also purchased...

FT PRO

Flange Gaskets

...see page **1389**

BS TYPE, 316L HYGIENIC PIPE FITTINGS

stainless steel FT PRO

Elbows

90° Bends, Long

0706	OD
BSL2S-316-1	1″
BSL2S-316-1.5	1.1/2″
BSL2S-316-2	2″
BSL2S-316-2.5	2.1/2″
BSL2S-316-3	3″
BSL2S-316-4	4″
Tech Sheet 68082	

90° Bends, Short

0706	OD
BS2WCL-316-1	1″
BS2WCL-316-1.5	1.1/2″
BS2WCL-316-2	2″
BS2WCL-316-2.5	2.1/2″
BS2WCL-316-3	3″
BS2WCL-316-4	4″
Tech Sheet 68082	

45° Bends, Long

0706	OD
BSL2KS-316-1	1″
BSL2KS-316-1.5	1.1/2″
BSL2KS-316-2	2″
BSL2KS-316-2.5	2.1/2″
BSL2KS-316-3	3″
BSL2KS-316-4	4″
Tech Sheet 68082	

Tees

Short Tees

0706	OD
BS7WWW-316-34	3/4″
BS7WWW-316-1	1″
BS7WWW-316-1.5	1.1/2″
BS7WWW-316-2	2″
BS7WWW-316-2.5	2.1/2″
BS7WWW-316-3	3″
Tech Sheet 68082	

Pulled Tees

0706	OD
BS7WWO-316-1	1″
BS7WWO-316-1.5	1.1/2″
BS7WWO-316-2	2″
BS7WWO-316-2.5	2.1/2″
BS7WWO-316-3	3″
BS7WWO-316-4	4″
Tech Sheet 68082	

Reducers

Concentric Reducing Cones

0706	OD A	OD B
BSL31-316-1X0.5	1″	1/2″
BSL31-316-1.5X1	1.1/2″	1″
BSL31-316-2X1	2″	1″
BSL31-316-2X1.5	2″	1.1/2″
BSL31-316-2.5X1	2.1/2″	1″
BSL31-316-2.5X15	2.1/2″	1.1/2″
BSL31-316-2.5X2	2.1/2″	2″
BSL31-316-3X2	3″	2″
BSL31-316-3X2.5	3″	2.1/2″
BSL31-316-4X1.5	4″	1.1/2″
BSL31-316-4X2	4″	2″
BSL31-316-4X2.5	4″	2.1/2″
BSL31-316-4X3	4″	3″
Tech Sheet 68082		

Eccentric Reducing Cones

0706	OD A	OD B
BSL32-316075X0.5	3/4″	1/2″
BSL32-316-2X1	2″	1″
BSL32-316-2X1.5	2″	1.1/2″
BSL32-316-2.5X2	2.1/2″	2″
BSL32-316-3X2	3″	2″
BSL32-316-3X2.5	3″	2.1/2″
BSL32-316-4X1.5	4″	1.1/2″
BSL32-316-4X2	4″	2″
BSL32-316-4X3	4″	3″
Tech Sheet 68082		

BS TYPE, 316L HYGIENIC PIPE FITTINGS

stainless steel

FT PRO

IDF Weld Fittings

Hex Nut

0706	Size
BSIDF-13H-1	1″
BSIDF-13H-1.5	1.1/2″
BSIDF-13H-2	2″
BSIDF-13H-2.5	2.1/2″
BSIDF-13H-3	3″
Tech Sheet 68081	

Welding Male

0706	Size
BSIDF-15-1	1″
BSIDF-15-1.5	1.1/2″
BSIDF-15-2	2″
BSIDF-15-2.5	2.1/2″
BSIDF-15-3	3″
BSIDF-15-4	4″
Tech Sheet 68081	

Welding Liner

0706	Size
BSIDF-14-1	1″
BSIDF-14-1.5	1.1/2″
BSIDF-14-2	2″
BSIDF-14-2.5	2.1/2″
BSIDF-14-3	3″
BSIDF-14-4	4″
Tech Sheet 68081	

EPDM Seal

0706	Size
BSIDF-SEAL-1	1″
BSIDF-SEAL-1.5	1.1/2″
BSIDF-SEAL-2	2″
BSIDF-SEAL-2.5	2.1/2″
BSIDF-SEAL-3	3″
BSIDF-SEAL-4	4″
Tech Sheet 68081	

RJT Weld Fittings

Hex Nut

0706	Size
BSRJT-13H-1	1″
BSRJT-13H-1.5	1.1/2″
BSRJT-13H-2	2″
BSRJT-13H-2.5	2.1/2″
BSRJT-13H-3	3″
BSRJT-13H-4	4″
Tech Sheet 68081	

Welding Male

0706	Size
BSRJT-15-1	1″
BSRJT-15-1.5	1.1/2″
BSRJT-15-2	2″
BSRJT-15-2.5	2.1/2″
BSRJT-15-3	3″
BSRJT-15-4	4″
Tech Sheet 68081	

Welding Liner

0706	Size
BSRJT-14-1	1″
BSRJT-14-1.5	1.1/2″
BSRJT-14-2	2″
BSRJT-14-2.5	2.1/2″
BSRJT-14-3	3″
BSRJT-14-4	4″
Tech Sheet 68081	

Blanking Nut

0706	Size
BSRJT-13HBN-1	1″
BSRJT-13HBN-1.5	1.1/2″
BSRJT-13HBN-2	2″
BSRJT-13HBN-2.5	2.1/2″
BSRJT-13HBN-3	3″
BSRJT-13HBN-4	4″
Tech Sheet 68081	

EPDM Seal

0706	Size
BSRJT-SEAL-1	1″
BSRJT-SEAL-1.5	1.1/2″
BSRJT-SEAL-2	2″
BSRJT-SEAL-2.5	2.1/2″
BSRJT-SEAL-3	3″
BSRJT-SEAL-4	4″
Tech Sheet 68081	

RJT Fittings

Most process lines have to be frequently dismantled for cleaning and all ranges of our hygienic fittings are suitable for this purpose.

Clamp unions provide a crevice free connection with a rapid break down and assembly, with no tools required.

RJT unions are probably the most widely used for frequent break down and cleaning.

IDF unions provide an alternative security and limit unauthorised access.

Sizes to suit OD tube.

RJT Spanner

0147	Size
RJT-SPANNER-1.0	1″
RJT-SPANNER-1.5	1.1/2″
RJT-SPANNER-2	2″
RJT-SPANNER-2.5	2.1/2″
RJT-SPANNER-3	3″
RJT-SPANNER-4	4″
Tech Sheet 68081	

Hygienic Tube

N.B. Delivery may take up to 48 hours.

3 Metre Lengths

0214	Size
ODT316L-W-H-1.0	1″
ODT316L-W-H-1.5	1.1/2″
ODT316L-W-H-2	2″
ODT316L-W-H-2.5	2.1/2″
ODT316L-W-H-3	3″
ODT316L-W-H-4	4″
Tech Sheet 68081	

HYGIENIC CLAMP FITTINGS

stainless steel

FT PRO

Clamp Fittings

Weld Ferrule

0707	Clamp Size
14MMP-0.5	1/2"
14MMP-0.75	3/4"
14MMP-1	1"
14MMP-1.5	1.1/2"
14MMP-2	2"
14MMP-2.5	2.1/2"
14MMP-3	3"
14MMP-4	4"
Tech Sheet 68084	

Heavy-duty Single Pin Clamp

0707	Clamp Size
13MHH-2.5	2.1/2"
13MHH-0.5	1/2" - 3/4"
13MHH-1	1" - 1.1/2"
13MHH-2	2"
13MHH-3	3"
13MHH-4	4"
Tech Sheet 68084	

Heavy-duty Double Pin Clamp

0707	Clamp Size
13MHHM-1	1" - 1.1/2"
13MHHM-2	2"
13MHHM-2.5	2.1/2"
13MHHM-3	3"
13MHHM-4	4"
Tech Sheet 68084	

End Cap

0707	Clamp Size
16AMP-0.5	1/2" - 3/4"
16AMP-1	1" - 1.1/2"
16AMP-2	2"
16AMP-2.5	2.1/2"
16AMP-3	3"
16AMP-4	4"
Tech Sheet 68084	

Clamp Joint Seal, EPDM

0707	Clamp Size
13PG-0.5	1/2"
13PG-0.75	3/4"
13PG-1	1"
13PG-1.5	1.1/2"
13PG-2	2"
13PG-2.5	2.1/2"
13PG-3	3"
13PG-4	4"
Tech Sheet 68084	

M-Press Fittings Ltd

For **M-Press Stainless Steel Fittings** see pages **1120-1125**

ONE TOUCH ALL STAINLESS STEEL PUSH-IN FITTINGS

stainless steel

FT PRO

Working Temperature: -20°C to +200°C

Maximum Working Pressure: 10 bar
Negative Pressure: 750mm Hg (10Torr)

Material:
Body and Collet: 316 stainless steel
O-Ring: Viton

Tube to Connect: PU, Nylon and PTFE
Media: Compressed air, steam water and other compatible liquids

Male Studs

Male Thread, BSPP

0386	OD mm	Thread
SSPC4-01	4	1/8"
SSPC6-01	6	1/8"
SSPC6-02	6	1/4"
SSPC8-01	8	1/8"
SSPC8-02	8	1/4"
SSPC10-02	10	1/4"
SSPC10-03	10	3/8"
SSPC12-04	12	1/2"

Tech Sheet 10257

Male Thread, BSPP

0386	OD mm	Thread
SSPC4-G01	4	1/8"
SSPC6-G01	6	1/8"
SSPC6-G02	6	1/4"
SSPC8-G01	8	1/8"
SSPC8-G02	8	1/4"
SSPC10-G02	10	1/4"
SSPC10-G03	10	3/8"
SSPC12-G04	12	1/2"

Tech Sheet 10257

Female Studs

Female Thread, BSPP

0386	OD mm	Thread
SSPCF4-G01	4	1/8"
SSPCF6-G01	6	1/8"
SSPCF6-G02	6	1/4"
SSPCF8-G01	8	1/8"
SSPCF8-G02	8	1/4"
SSPCF10-G02	10	1/4"
SSPCF10-G03	10	3/8"
SSPCF12-G03	12	3/8"
SSPCF12-G04	12	1/2"

Tech Sheet 10257

Male Stud Swivel Elbows

Male Thread, BSPP

0386	OD mm	Thread
SSPL4-01	4	1/8"
SSPL6-01	6	1/8"
SSPL6-02	6	1/4"
SSPL8-01	8	1/8"
SSPL8-02	8	1/4"
SSPL10-02	10	1/4"
SSPL10-03	10	3/8"
SSPL12-04	12	1/2"

Tech Sheet 10257

Male Thread, BSPP

0386	OD mm	Thread
SSPL4-G01	4	1/8"
SSPL6-G01	6	1/8"
SSPL6-G02	6	1/4"
SSPL8-G01	8	1/8"
SSPL8-G02	8	1/4"
SSPL10-G02	10	1/4"
SSPL10-G03	10	3/8"
SSPL12-G04	12	1/2"

Tech Sheet 10257

Female Stud Elbows

Female Thread, BSPP

0386	OD mm	Thread
SSPLF4-G01	4	1/8"
SSPLF6-G01	6	1/8"
SSPLF6-G02	6	1/4"
SSPLF8-G01	8	1/8"
SSPLF8-G02	8	1/4"
SSPLF10-G02	10	1/4"
SSPLF10-G03	10	3/8"
SSPLF12-G03	12	3/8"
SSPLF12-G04	12	1/2"

Tech Sheet 10257

Male Stud Swivel Tees

Branch Male Thread, BSPP

0386	OD mm	Thread
SSPB4-G01	4	1/8"
SSPB6-G01	6	1/8"
SSPB6-G02	6	1/4"
SSPB8-G01	8	1/8"
SSPB8-G02	8	1/4"
SSPB10-G02	10	1/4"
SSPB10-G03	10	3/8"
SSPB12-G03	12	3/8"
SSPB12-G04	12	1/2"

Tech Sheet 10257

Speed Control Valves

Male Thread, BSPP

0386	OD mm	Thread
SSNSE4-G01	4	1/8"
SSNSE6-G01	6	1/8"
SSNSE6-G02	6	1/4"
SSNSE8-G01	8	1/8"
SSNSE8-G02	8	1/4"
SSNSE8-G03	8	3/8"
SSNSE10-G02	10	1/4"
SSNSE10-G03	10	3/8"
SSNSE10-G04	10	1/2"
SSNSE12-G04	12	1/2"

Tech Sheet 10257

All seals have FDA Certification

ONE TOUCH ALL STAINLESS STEEL PUSH-IN FITTINGS

stainless steel

FT PRO

Working Temperature: -20°C to +200°C

Maximum Working Pressure: 10 bar

Negative Pressure: 750mm Hg (10Torr)

Material:
Body and Collet: 316 stainless steel
O-Ring: Viton

Tube to Connect: PU, Nylon and PTFE
Media: Compressed air, steam water and other compatible liquids

Tube x Tube Connectors

Equal Straights

0386	OD mm
SSPUC-4	4
SSPUC-6	6
SSPUC-8	8
SSPUC-10	10
SSPUC-12	12
Tech Sheet 10257	

Unequal Straights

0386	OD mm	OD mm
SSPG6-4	6	4
SSPG8-4	8	4
SSPG8-6	8	6
SSPG10-6	10	6
SSPG10-8	10	8
SSPG12-8	12	8
SSPG12-10	12	10
Tech Sheet 10257		

Equal Elbows

0386	OD mm
SSPUL-4	4
SSPUL-6	6
SSPUL-8	8
SSPUL-10	10
SSPUL-12	12
Tech Sheet 10257	

Equal Tees

0386	OD mm
SSPUT-4	4
SSPUT-6	6
SSPUT-8	8
SSPUT-10	10
SSPUT-12	12
Tech Sheet 10257	

Equal Bulkheads

0386	OD mm
SSPM-4	4
SSPM-6	6
SSPM-8	8
SSPM-10	10
SSPM-12	12
Tech Sheet 10257	

Equal Ys

0386	OD mm
SSPY-4	4
SSPY-6	6
SSPY-8	8
SSPY-10	10
SSPY-12	12
Tech Sheet 10257	

Stem Connectors

Tube x Stem Reducers

0386	OD mm	OD mm
SSPGJ6-4	6	4
SSPGJ8-4	8	4
SSPGJ8-6	8	6
SSPGJ10-6	10	6
SSPGJ10-8	10	8
SSPGJ12-8	12	8
SSPGJ12-10	12	10
Tech Sheet 10257		

Plugs

Tube

0386	OD mm
SSPP-4	4
SSPP-6	6
SSPP-8	8
SSPP-10	10
SSPP-12	12
Tech Sheet 10257	

All seals have FDA Certification

316 STAINLESS STEEL PUSH-IN FITTINGS

stainless steel

AIGNEP

Working Temperature: -15°C to +190°C

Maximum Working Pressure: -0.99 bar to 20 bar

This series is fully made of stainless steel AISI 316L and developed to be used with aggressive fluids and food applications
Also ideal for use in salty environments and in machines that need frequent washing with aggressive detergents.
Certified NSF 169 and conformed to NSF 61 & NSF 372 standards. All parallel threads have a Food FKM seal as standard

Male Studs

Male Thread, BSPT

0006	OD mm	Thread
60000-4-1/8	4	1/8"
60000-4-1/4	4	1/4"
60000-6-1/8	6	1/8"
60000-6-1/4	6	1/4"
60000-8-1/8	8	1/8"
60000-8-1/4	8	1/4"
60000-10-1/4	10	1/4"
60000-10-3/8	10	3/8"
60000-12-3/8	12	3/8"
60000-12-1/2	12	1/2"
Tech Sheet 1378		

Male Thread, Metric & BSPP

0006	OD mm	Thread
60020-4-M5	4	M5
60020-4-1/8	4	1/8"
60020-4-1/4	4	1/4"
60020-6-M5	6	M5
60020-6-1/8	6	1/8"
60020-6-1/4	6	1/4"
60020-8-1/8	8	1/8"
60020-8-1/4	8	1/4"
60020-10-1/4	10	1/4"
60020-10-3/8	10	3/8"
60020-10-1/2	10	1/2"
60020-12-3/8	12	3/8"
60020-12-1/2	12	1/2"
60020-14-1/2	14	1/2"
Tech Sheet 1378		

Male Stud Swivel Elbows

Male Thread, BSPT

0006	OD mm	Thread
60110X-4-18	4	1/8"
60110X-4-14	4	1/4"
60110X-6-18	6	1/8"
60110X-6-14	6	1/4"
60110X-8-18	8	1/8"
60110X-8-14	8	1/4"
60110X-10-14	10	1/4"
60110X-10-38	10	3/8"
60110X-10-12	10	1/2"
60110X-12-38	12	3/8"
60110X-12-12	12	1/2"
Tech Sheet 1378		

Male Thread, Metric & BSPP

0006	OD mm	Thread
60115X-4-M5	4	M5
60115X-4-18	4	1/8"
60115X-4-14	4	1/4"
60115X-6-M5	6	M5
60115X-6-18	6	1/8"
60115X-6-14	6	1/4"
60115X-6-38	6	3/8"
60115X-8-18	8	1/8"
60115X-8-14	8	1/4"
60115X-8-38	8	3/8"
60115X-10-14	10	1/4"
60115X-10-38	10	3/8"
60115X-10-12	10	1/2"
60115X-12-38	12	3/8"
60115X-12-12	12	1/2"
60115X-14-12	14	1/2"
Tech Sheet 1378		

Male Stud Swivel Tees

Branch Male Thread, BSPT

0006	OD mm	Thread
60210X-4-18	4	1/8"
60210X-4-14	4	1/4"
60210X-6-18	6	1/8"
60210X-6-14	6	1/4"
60210X-8-18	8	1/8"
60210X-8-14	8	1/4"
60210X-10-14	10	1/4"
60210X-10-38	10	3/8"
60210X-10-12	10	1/2"
60210X-12-38	12	3/8"
60210X-12-12	12	1/2"
Tech Sheet 1378		

Branch Male Thread, BSPP

0006	OD mm	Thread
60215X-4-M5	4	M5
60215X-4-18	4	1/8"
60215X-4-14	4	1/4"
60215X-6-M5	6	M5
60215X-6-18	6	1/8"
60215X-6-14	6	1/4"
60215X-8-18	8	1/8"
60215X-8-14	8	1/4"
60215X-10-14	10	1/4"
60215X-10-38	10	3/8"
60215X-10-12	10	1/2"
60215X-12-38	12	3/8"
60215X-12-12	12	1/2"
60215X-14-12	14	1/2"
Tech Sheet 1378		

316 STAINLESS STEEL PUSH-IN FITTINGS

stainless steel

AIGNEP

Working Temperature: -15°C to +190°C

Maximum Working Pressure: -0.99 bar to 20 bar

This series is fully made of stainless steel AISI 316L and developed to be used with aggressive fluids and food applications. Also ideal for use in salty environments and in machines that need frequent washing with aggressive detergents. Certified NSF 169 and conformed to NSF 61 & NSF 372 standards. All parallel threads have a Food FKM seal as standard.

Tube x Tube Connectors

Equal Straights

0006	OD mm
60040-4	4
60040-6	6
60040-8	8
60040-10	10
60040-12	12
60040-14	14
Tech Sheet 1378	

Unequal Straights

0006	OD mm	OD mm
60040-4-6	4	6
60040-6-8	6	8
60040-8-10	8	10
60040-10-12	10	12
Tech Sheet 1378		

Equal Bulkheads

0006	OD mm	Thread
60050-4	4	M12 x 1
60050-6	6	M14 x 1
60050-8	8	M16 x 1
60050-10	10	M20 x 1
60050-12	12	M22 x 1
Tech Sheet 1378		

Equal Ys

0006	OD mm
60310X-4	4
60310X-6	6
60310X-8	8
Tech Sheet 1378	

Equal Elbows

0006	OD mm
60130X-4	4
60130X-6	6
60130X-8	8
60130X-10	10
60130X-12	12
60130X-14	14
Tech Sheet 1378	

Equal Tees

0006	OD mm
60230X-4	4
60230X-6	6
60230X-8	8
60230X-10	10
60230X-12	12
60230X-14	14
Tech Sheet 1378	

Stem Adaptors

Male Thread, BSPP

0006	OD mm	Thread
60600-6-18	6	1/8"
60600-8-14	8	1/4"
60600-10-14	10	1/4"
60600-10-38	10	3/8"
60600-12-38	12	3/8"
60600-12-12	12	1/2"
Tech Sheet 1378		

SERIES 25 QUICK COUPLING EUROPEAN PROFILE STAINLESS STEEL

stainless steel

Working Temperature:
-15°C to +200°C
Standard seal FKM

Maximum Static Working Pressure:
PB 35 bar (500 PSI)

Single Shut Off

Interchangeability:
Rectus 26

Material:
Stainless steel coupling and plug

Application:
General purpose pneumatic coupling, stainless steel.

Profil

Couplings

Male Thread, BSPP

2510	Thread	Hex Size mm	Length mm
25KAAW13RVX	1/4"	19	59
25KAAW17RVX	3/8"	19	57.5
Tech Sheet 518			

Female Thread, BSPP

2510	Thread	Hex Size mm	Length mm
25KAIW13RVX	1/4"	19	56
25KAIW17RVX	3/8"	19	55
25KAIW21RVX	1/2"	24	56
Tech Sheet 518			



Hose Tail

2510	To Suit Hose ID	Hex Size mm	Length mm
25KATF10RVX	10mm (3/8")	19	74
25KATF13RVX	13mm (1/2")	19	74
Tech Sheet 518			

Plugs

Male Thread, BSPP

2510	Thread	Hex Size mm	Length mm
25SFAW13RXX	1/4"	17	33.5
25SFAW17RXX	3/8"	19	33
25SFAW21RXX	1/2"	24	38
Tech Sheet 518			

Female Thread, BSPP

2510	Thread	Hex Size mm	Length mm
25SFIW13RXX	1/4"	17	38.5
25SFIW17RXX	3/8"	19	39.5
25SFIW21RXX	1/2"	24	44
Tech Sheet 518			

Hose Tail

2510	To Suit Hose ID	Length mm
25SFTF06RXX	6mm (1/4")	48
25SFTF08RXX	8mm (5/16")	48
25SFTF10RXX	10mm (3/8")	48
25SFTF13RXX	13mm (1/2")	48
Tech Sheet 518		

Other materials, seals and finishes available on request, please contact our technical department for further details

SOLENOID VALVES

stainless steel

Stainless Steel 2/2 N/C, Direct Operated/ Pilot Operated Solenoid Valves

Materials in contact with fluids
Body: Stainless steel AISI 316
Sealing: FPM
Internal Components: Stainless steel
Seat: Stainless steel AISI 316
Core Tube: Stainless steel
Shading Coil: Copper

Supplied with DIN plugs

BSPP

0030	Thread	Voltage	Coil Consumption	DN Size	KV M3/ HR	Max Pressure Bar	Replacement Coil
G256C145S-23050	1/8"	230/50	4.5 VA	1.6	0.08	0-30	533534-003
G256C145S-11050	1/8"	110/50	4.5 VA	1.6	0.08	0-30	533534-024
G256C145S-2450	1/8"	24/50	4.5 VA	1.6	0.08	0-30	533534-011
G256C145S-24VDC	1/8"	24V DC	3.5 W	1.6	0.08	0-12	533534-001
G256C129S-23050	1/4"	230/50	14 VA	2.4	0.18	0-20	533593-003
G256C129S-11050	1/4"	110/50	14 VA	2.4	0.18	0-20	533593-020
G256C129S-2450	1/4"	24/50	14 VA	2.4	0.18	0-20	533593-011
G256C113S-24VDC	1/4"	24V DC	9 W	2.4	0.18	0-20	533593-002
L182V09-38-23050	3/8"	230/50	12VA	13.5	2.5	0.35 - 16	B12AA
L182V09-38-11050	3/8"	110/50	12VA	13.5	2.5	0.35 - 16	B12AC
L182V09-38-2450	3/8"	24/50	12VA	13.5	2.5	0.35 - 16	B12AE
L182V09-38-24	3/8"	24V DC	5.5W	13.5	2.5	0.35 - 16	B12AL
L182V09-12-23050	1/2"	230/50	12VA	13.5	3.8	0.35 - 16	B12AA
L182V09-12-11050	1/2"	110/50	12VA	13.5	3.8	0.35 - 16	B12AC
L182V09-12-2450	1/2"	24/50	12VA	13.5	3.8	0.35 - 16	B12AE
L182V09-12-24	1/2"	24V DC	5.5W	13.5	3.8	0.35 - 16	B12AL
L182V09-34-23050	3/4"	230/50	12VA	18	5	0.3 - 12	B12AA
L182V09-34-11050	3/4"	110/50	12VA	18	5	0.3 - 12	B12AC
L182V09-34-2450	3/4"	24/50	12VA	18	5	0.3 - 12	B12AE
L182V09-34-24	3/4"	24V DC	5.5W	18	5	0.3 - 12	B12AL
L182V09-1-23050	1"	230/50	12VA	24	12	0.3 - 12	B12AA
L182V09-1-11050	1"	110/50	12VA	24	12	0.3 - 12	B12AC
L182V09-1-2450	1"	24/50	12VA	24	12	0.3 - 12	B12AE
L182V09-1-24	1"	24V DC	5.5W	24	12	0.3 - 12	B12AL
Tech Sheets 2121, 2122 & 2123							

Stainless Steel 2/2 N/O, Pilot Operated Solenoid Valves

Materials in contact with fluids
Body: Stainless steel AISI 316
Sealing: FPM
Internal Components: Stainless steel
Seat: Stainless steel AISI 316
Core Tube: Stainless steel
Shading Coil: Copper

Supplied with DIN plugs

BSPP

0030	Thread	Voltage	Coil Consumption	DN Size	KV M3/ HR	Max Pressure Bar	Replacement Coil
L282V09-38-23050	3/8"	230/50	12VA	13.5	2.5	0.3 - 12	B12AA
L282V09-38-11050	3/8"	110/50	12VA	13.5	2.5	0.3 - 12	B12AC
L282V09-38-2450	3/8"	24/50	12VA	13.5	2.5	0.3 - 12	B12AE
L282V09-38-24	3/8"	24V DC	5.5W	13.5	2.5	0.3 - 12	B12AL
L282V09-12-23050	1/2"	230/50	12VA	13.5	3.8	0.3 - 12	B12AA
L282V09-12-11050	1/2"	110/50	12VA	13.5	3.8	0.3 - 12	B12AC
L282V09-12-2450	1/2"	24/50	12VA	13.5	3.8	0.3 - 12	B12AE
L282V09-12-24	1/2"	24V DC	5.5W	13.5	3.8	0.3 - 12	B12AL
L282V09-34-23050	3/4"	230/50	12VA	18	5	0.3 - 10	B12AA
L282V09-34-11050	3/4"	110/50	12VA	18	5	0.3 - 10	B12AC
L282V09-34-2450	3/4"	24/50	12VA	18	5	0.3 - 10	B12AE
L282V09-34-24	3/4"	24V DC	5.5W	18	5	0.3 - 10	B12AL
L282V09-1-23050	1"	230/50	12VA	24	12	0.3 - 10	B12AA
L282V09-1-11050	1"	110/50	12VA	24	12	0.3 - 10	B12AC
L282V09-1-2450	1"	24/50	12VA	24	12	0.3 - 10	B12AE
L282V09-1-24	1"	24V DC	5.5W	24	12	0.3 - 10	B12AL
Tech Sheet 2154							

Coil reference for G256 series

BSPP

0030	Voltage
533534-003	230/50
533534-024	110/50
533534-011	24/50
533534-001	24V DC
533593-003	230/50
533593-020	110/50
533593-011	24/50
553534-002	24V DC
Tech Sheet 2154	

Stainless Steel Case, Bottom Connection

BSPT

0021	Thread	Gauge Diameter mm	Pressure Range PSI	Pressure Range Bar
G63-001BG	1/4"	63	0-15	0-1
G63-002BG	1/4"	63	0-30	0-2
G63-004BG	1/4"	63	0-60	0-4
G63-006BG	1/4"	63	0-100	0-6
G63-012BG	1/4"	63	0-200	0-12
G63-020BG	1/4"	63	0-300	0-20
G63-025BG	1/4"	63	0-400	0-25
G63-040BG	1/4"	63	0-600	0-40
G63-060BG	1/4"	63	0-1000	0-60
G63-120BG	1/4"	63	0-2000	0-120
G63-200BG	1/4"	63	0-3000	0-200
G63-250BG	1/4"	63	0-4000	0-250
G63-400BG	1/4"	63	0-6000	0-400
G63-600BG	1/4"	63	0-9000	0-600
VG63-01BG	1/4"	63	-30" Hg	-1 bar
Tech Sheet 20593				

BSPP

0021	Thread	Gauge Diameter mm	Pressure Range PSI	Pressure Range Bar
PG63-001BG	1/4"	63	0-15	0-1
PG63-002BG	1/4"	63	0-30	0-2
PG63-004BG	1/4"	63	0-60	0-4
PG63-006BG	1/4"	63	0-100	0-6
PG63-012BG	1/4"	63	0-200	0-12
PG63-014BG	1/4"	63	0-200	0-14
PG63-020BG	1/4"	63	0-300	0-20
PG63-025BG	1/4"	63	0-400	0-25
PG63-040BG	1/4"	63	0-600	0-40
PG63-060BG	1/4"	63	0-1000	0-60
PG63-120BG	1/4"	63	0-2000	0-120
PG63-200BG	1/4"	63	0-3000	0-200
PG63-250BG	1/4"	63	0-4000	0-250
PG63-400BG	1/4"	63	0-6000	0-400
PG63-600BG	1/4"	63	0-9000	0-600
Tech Sheet 20594				

Stainless Steel Case, Centre Back Connection

See Panel Mount Bracket Options:
G63-PM & G63-PM-RHOMB

BSPT

0021	Thread	Gauge Diameter mm	Pressure Range PSI	Pressure Range Bar
G63-001RG	1/4"	63	0-15	0-1
G63-002RG	1/4"	63	0-30	0-2
G63-004RG	1/4"	63	0-60	0-4
G63-006RG	1/4"	63	0-100	0-6
G63-010RG	1/4"	63	0-160	0-10
G63-012RG	1/4"	63	0-200	0-12
G63-020RG	1/4"	63	0-300	0-20
G63-025RG	1/4"	63	0-400	0-25
G63-040RG	1/4"	63	0-600	0-40
G63-060RG	1/4"	63	0-1000	0-60
G63-120RG	1/4"	63	0-2000	0-120
G63-200RG	1/4"	63	0-3000	0-200
G63-250RG	1/4"	63	0-4000	0-250
G63-400RG	1/4"	63	0-6000	0-400
G63-600RG	1/4"	63	0-9000	0-600
VG63-01RG	1/4"	63	-30" Hg	-1 bar
Tech Sheet 20595				

See Panel Mount Bracket Options:
G63-PM & G63-PM-RHOMB

BSPP

0021	Thread	Gauge Diameter mm	Pressure Range PSI	Pressure Range Bar
PG63-001RG	1/4"	63	0-15	0-1
PG63-002RG	1/4"	63	0-30	0-2
PG63-004RG	1/4"	63	0-60	0-4
PG63-006RG	1/4"	63	0-100	0-6
PG63-012RG	1/4"	63	0-200	0-12
PG63-020RG	1/4"	63	0-300	0-20
PG63-025RG	1/4"	63	0-400	0-25
PG63-040RG	1/4"	63	0-600	0-40
PG63-060RG	1/4"	63	0-1000	0-60
PG63-120RG	1/4"	63	0-2000	0-120
PG63-200RG	1/4"	63	0-3000	0-200
PG63-250RG	1/4"	63	0-4000	0-250
PG63-400RG	1/4"	63	0-6000	0-400
PG63-600RG	1/4"	63	0-9000	0-600
Tech Sheet 20596				

Panel Mounting Brackets

For G63 & PG63 Centre Back Connection below 100 bar

0021
G63-PM

For G63 & PG63 Centre Back Connection above 100 bar

0021
G63-PM-RHOMB

GLYCERINE GAUGES

stainless steel

FT PRO

All Stainless Steel Gauges, Bottom Connection

BSPP

0021	Thread	Gauge Diameter mm	Pressure Range PSI	Pressure Range Bar
SSG63-001BG	1/4"	63	0-15	0-1
SSG63-004BG	1/4"	63	0-60	0-4
SSG63-012BG	1/4"	63	0-200	0-12
SSG63-025BG	1/4"	63	0-400	0-25
SSG63-060BG	1/4"	63	0-1000	0-60
SSG63-200BG	1/4"	63	0-3000	0-200
SSG63-250BG	1/4"	63	0-4000	0-250
SSG63-400BG	1/4"	63	0-6000	0-400
Tech Sheet 20598				

BSPP

0021	Thread	Gauge Diameter mm	Pressure Range PSI	Pressure Range Bar
SHG100-002BG	1/2"	100	0-30	0-2
SHG100-006BG	1/2"	100	0-100	0-6
SHG100-016BG	1/2"	100	0-250	0-16
SHG100-040BG	1/2"	100	0-600	0-40
SHG100-100BG	1/2"	100	0-1500	0-100
SHG100-250BG	1/2"	100	0-4000	0-250
SHG100-600BG	1/2"	100	0-9000	0-600
Tech Sheet 20599				

All Stainless Steel Gauges, Centre Back Connection

BSPP

0021	Thread	Gauge Diameter mm	Pressure Range PSI	Pressure Range Bar
2020-0340	1/4"	50	0-200	0-12
2020-0341	1/4"	50	0-300	0-20
2020-0342	1/4"	50	0-600	0-40
2020-0343	1/4"	50	0-900	0-60
2020-0344	1/4"	50	0-4000	0-250
2038-8534	1/4"	63	0-200	0-12
2038-8567	1/4"	63	0-900	0-60
2038-8575	1/4"	63	0-4000	0-250
Tech Sheet 20600				

BSPP

0021	Thread	Gauge Diameter mm	Pressure Range PSI	Pressure Range Bar
2038-8435	1/2"	100	0-200	0-12
2038-8443	1/2"	100	0-300	0-20
2038-8450	1/2"	100	0-600	0-40
2038-8476	1/2"	100	0-4000	0-250
Tech Sheet 20601				

Stainless Steel Case, Heavy-duty, Bottom Connection

BSPP

0021	Thread	Gauge Diameter mm	Pressure Range PSI	Pressure Range Bar
HG100-002G	1/2"	100	0-36	0-2.5
HG100-004G	1/2"	100	0-58	0-4
HG100-006G	1/2"	100	0-87	0-6
HG100-010G	1/2"	100	0-145	0-10
HG100-016G	1/2"	100	0-232	0-16
HG100-040G	1/2"	100	0-580	0-40
HG100-100G	1/2"	100	0-1450	0-100
HG100-160G	1/2"	100	0-2320	0-160
HG100-250G	1/2"	100	0-3625	0-250
HG100-400G	1/2"	100	0-5800	0-400

BSPT

0021	Thread	Gauge Diameter mm	Pressure Range PSI	Pressure Range Bar
HG100-002B	1/2"	100	0-36	0-2.5
HG100-004B	1/2"	100	0-58	0-4
HG100-006B	1/2"	100	0-87	0-6
HG100-010B	1/2"	100	0-145	0-10
HG100-016B	1/2"	100	0-232	0-16
HG100-040B	1/2"	100	0-580	0-40
HG100-100B	1/2"	100	0-1450	0-100
HG100-160B	1/2"	100	0-2320	0-160
HG100-250B	1/2"	100	0-3625	0-250
HG100-400B	1/2"	100	0-5800	0-400
Tech Sheet 20597				

Vacuum Gauges, Centre Back Connection

Stainless Steel

0236	Thread	Gauge Diameter mm	Max Pressure Bar
GCV63/04	1/4" BSPP	63	-1
GCV100/06	3/8" BSPP	100	-1

Vacuum Gauges, Bottom Connection

Stainless Steel

0236	Thread	Gauge Diameter mm	Max Pressure Bar
GBV63/04	1/4" BSPP	63	-1
GBV100/06	3/8" BSPP	100	-1

TEST POINT COUPLINGS

stainless steel

spradow
german engineering at your service

Piston Valve Type, M16 x 2

Media Application:
Hydraulic and other oils on mineral oil basis.
Metal Cap -30°C to +100°C Sealings Buna N
Metal Cap -20°C to +200°C Sealings Viton

stainless steel

316 Stainless Steel, BSPP

0330	OD mm	Max Pressure Bar
1-912-28-12-660	1/8"	400
1-912-29-12-660	1/4"	630
Tech Sheet 10292		

Gauge Adaptors

stainless steel

316 Stainless Steel, BSPP

0330	Thread	Max Pressure Bar
1-940-31-22-080	1/2"	630
Tech Sheet 10292		

316 Stainless Steel Test Points

Sealing by an elastomer captive profiled ring - Viton
Test connection: M16 x 2

Maximum Working Pressure: 630 bar

stainless steel

Form C, BSPP

0330	Thread
MAS-G1/8-WD	1/8"
MAS-G1/4-WD	1/4"
MAS-G3/8-WD	3/8"
MAS-G1/2-WD	1/2"

SILENCERS

stainless steel

FT PRO

Stainless Steel Silencers

BSPP

0423	Thread
S70-18	1/8"
S70-14	1/4"
S70-38	3/8"
S70-12	1/2"
S70-34	3/4"
S70-1	1"

Stainless Steel Pad Silencers

Body: 304 stainless steel
Pad: 316 stainless steel

Metric & BSPP

0423	Thread
12020507	M5
12021007	1/8"
12021307	1/4"
12021707	3/8"
12022107	1/2"
12022707	3/4"
12023207	1"
Tech Sheet 20455	

FLOAT LEVEL SWITCHES

stainless steel

Stainless Steel Normally Closed IP65

Working Temperature: -10°C to +80°C
Maximum Working Pressure: 10 bar

- Fluid specific gravitiy:° 0.7
- Maximum fluid viscosity 150 cSt
- Cable length: 500mm

ELETTROTEC

Side Entry, BSPP Male

9025	Thread
LEM7A	1/8"

Working Temperature: -10°C to +80°C
Maximum Working Pressure: 10 bar

- Fluid specific gravitiy:° 0.7
- Maximum fluid viscosity 150 cSt
- Cable length: 500mm

ELETTROTEC

Top Entry, BSPT Male

9025	Thread
LEM7NC	1/8"

Stainless Steel Normally Closed IP65

- Normally open/normally closed contacts.
- Specific Gravity > 0.8
- PG09 DIN 43650 connection

PVL
Engineers Supplying Engineers

Side Entry, BSPT Male

9025	Thread
RFS-12P-2-SUS304	1/2"
Tech Sheet 111	

KR 500

Over 25 years of proven high performance with a comprehensive history of product approvals and 3rd party accreditations.

High Pressure Hydraulic Adaptors

- Superior quality range of Hydraulic Adaptors
- High grade materials manufactured to extremely high tolerance
- 1/8"-3/4" up to 680 bar
- 1"-2" up to 500 bar

High quality Hydraulic Adaptors for high pressure applications completing the integrity of any hose assembly.

1 Hydraulics 3-284

2 Hydraulic Quick Release Couplings 285-320

3 Pneumatic Quick Release Couplings 321-406

4 Monitor & Test 407-446

5 Pneumatic & Vacuum 447-762

6 Push-in Fittings & Tubing 763-918

7 Valves & Actuation 919-1060

8 Ring Main 1061-1136

9 Hose Tails, Adaptors, Fittings & Manifolds 1137-1224

10 Stainless Steel 1225-1332

11 Malleable Iron 1333-1398

12 Hose, Couplings, Ducting & Hose Reels 1399-1510

13 Clips & Clamps 1511-1558

14 Paint, Sprays & Adhesives 1559-1590

15 Blow Guns, Vacuum & Nozzles 1591-1616

16 Fuelling, Lubrication, Wash Down & Misting 1617-1696

17 Compressors & Air Tools 1697-1726

18 Hand Tools & PPE 1727-1765

SECTION 11

Malleable Iron

11.01 Malleable Iron Fittings 1333-1376

11.02 Barrel Nipples, Tube & Accessories 1377-1391

11.03 Forged & Butt Weld Fittings 1392

11.04 Handrail System 1393-1398

11.01 Malleable Iron Fittings

1333-1376

- Malleable Iron Fittings

11.02 Barrel Nipples, Tube & Accessories

1377-1391

- Malleable Iron Fittings
- EN10255, EN10217-1 & BS1387 Steel Tube
- Flange Bolt Kits
- Malleable Iron Accessories
- Forged Steel Flanges
- Carbon Steel Flanges
- Flexible Rubber Bellows
- Flange Gaskets
- None Asbestos Flange Gaskets
- Jointing Compounds & Sealants



11.03 Forged & Butt Weld Fittings

1392

- Butt Weld Fittings BS1640/ASTM A234WPB

11.04 Handrail System

1393-1398

- Pipeclamps Handrail Systems
- The Swivel Range
- Disability Access

For the Engineers

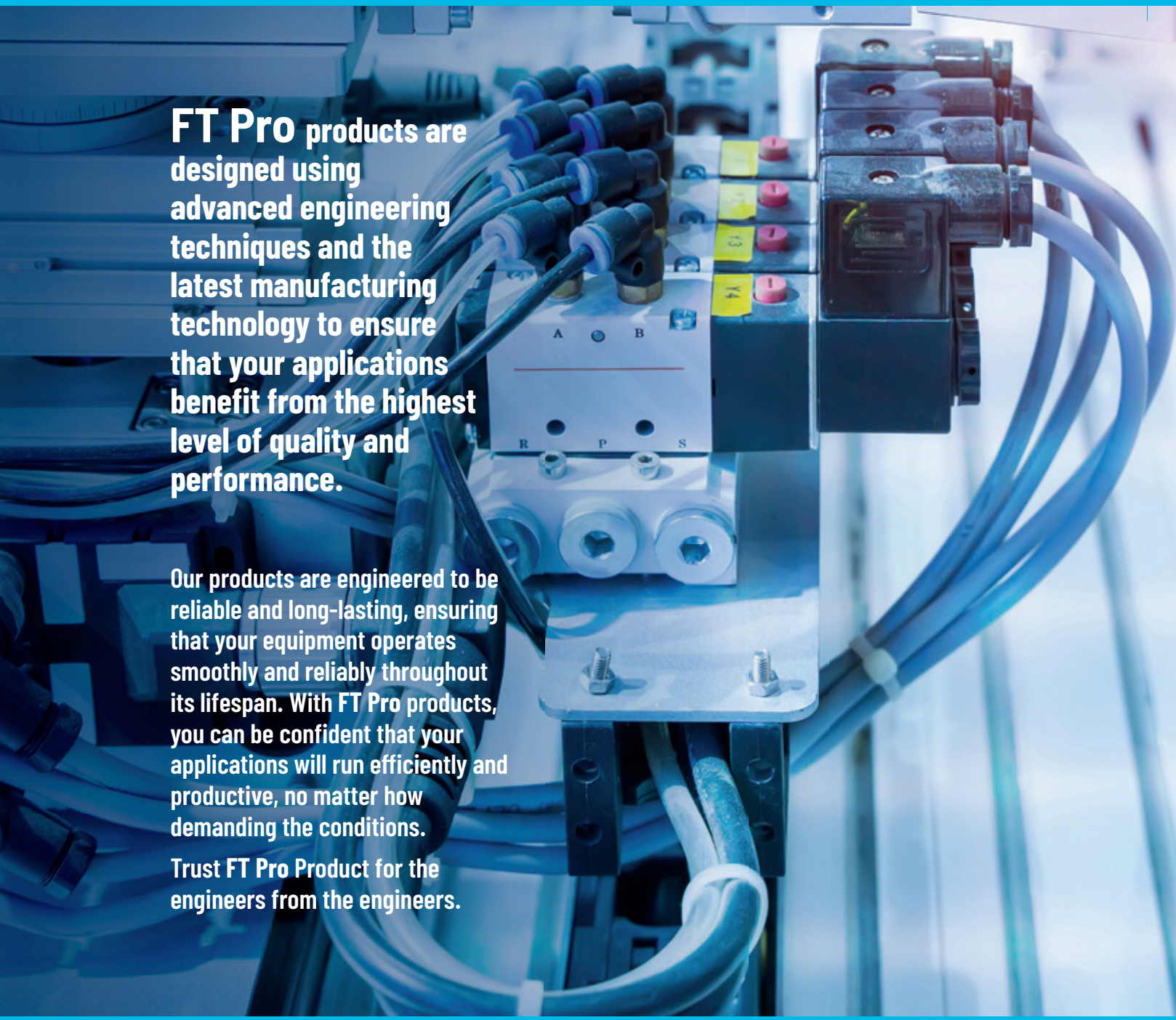

FT Pro products are designed using advanced engineering techniques and the latest manufacturing technology to ensure that your applications benefit from the highest level of quality and performance.

Our products are engineered to be reliable and long-lasting, ensuring that your equipment operates smoothly and reliably throughout its lifespan. With FT Pro products, you can be confident that your applications will run efficiently and productive, no matter how demanding the conditions.

Trust FT Pro Product for the engineers from the engineers.

MASTERS OF MALLEABLE IRON

Malleable iron fittings are the most commonly used pipe fittings in the world, renowned for its durability and mechanical strength.

The fittings are used in a variety of systems including compressed air, water supply, central heating, sprinkler systems and air conditioning, as well as gas and steam systems. They are also used to convey non-aggressive liquids and gases.

Malleable iron fittings provide ring main solutions across various industries including construction, agriculture, mining, automotive and industrial.

All fittings are specially coated to provide an anti-corrosive property as standard.

EE ODLEWNIA

Pages 1338-1348

+GF+

Pages 1356-1369

K-LINE CONNECT

Pages 1349-1355

CRANE

Pages 1370-1376

Available in a black finish (usually for oil and gas fluid applications) and a galvanised finish (usually for water, air and steam installations).

All galvanised fittings are hot-dip zinc coated prior to machining to provide an electrochemical protection and increases resistance to corrosion.

The most extensive choice of MALLEABLE IRON to suit any application & any budget

The choice of fittings is very much dependent on the application, the engineer's preference and budget. With a choice of five brands, large stocks and speedy delivery, there's no need to look any further.

Brand	Duty	Fitting Variations*	Beaded	Banded	Thread	BSI Kitemarked®	Up to 4"	Up to 5"	Up to 6"	WRAS approved	Max Temp	Max Working Pressure	Casting: ISO5922	Threads: ISO 7-1	Manufactured: according to EN 10142 and ISO 49	Design: ISO49, BS EN 10242w	Testing: BS 143 & 1256	Materials: ASTM A-197, ASTM A47
K-Line Connect	Heavy	19		Y	Male Taper, Female Taper	Y	Y			Y	300**	25**	Y	Y	Y	Y	Y	Y
Crane	Heavy	36		Y	Male Taper, Female Taper	Y	Y			Y	300**	25**	Y	Y	Y	Y	Y	Y
EE	Heavy	26	Y		Male Taper, Female Parallel		Y				300**	25**	Y	Y	Y	Y		
GF	Heavy	42	Y		Male Taper, Female Parallel		Y	Y	Y		300**	25**	Y	Y	Y	Y	Y	

For full technical specification, please contact the manufacturer.

* Excludes brackets, nuts, flanges, plates and rings.
** Maximum temperature +120°C at maximum working pressure of 20 bar.

Banded Range

- BSPT Male, BSPT Female – EN10226-2
- British Kitemark
- Available in black or galvanised finish
- Choice of two heavy-duty brands: Crane or K-Line Connect

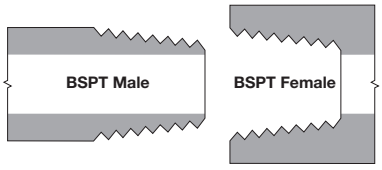

Tapered Pipe Thread to EN10226-2 Standard

• 55° thread angle • Taper angle 1° 47'

Medium & Heavy-duty Barrel Nipples from FT Pro

- From 1/8" to 4" thread
- Lengths up to 300mm

Beaded Range

- Male Taper, Female Parallel – EN10226-1
- Available in black or galvanised finish
- Choice of two heavy-duty brands: GF and EE
- Heavy-duty ranges manufactured in accordance with EN 10142

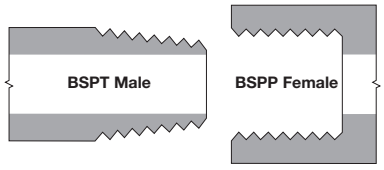

Parallel Pipe Thread to EN10226-1 Standard

• 55° thread angle

BS EN 10241 from K-Line Connect

- From 1/8" to 4" thread
- Lengths up to 300mm

MALLEABLE IRON FITTINGS

Maximum Working Pressure:
25 bar @ -20°C to +120°C
20 bar @ +300°C

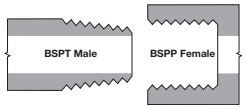

Threads: Threads are in accordance to IS07-1. All male threads are BSPT and female threads are BSPP.

Materials: Whiteheart malleable EN-GJMW-400-5 cast iron, grade W40-05 according to ISO5922/DIN-1692, and tested in accordance to EN 10242

Media: Suitable for the flow of wate , steam, gas or other non aggressive media.

Surface Finishing:

Black: With an anti-corrosive varnish to protect against rust after installation prior to plant conditioning.

Galvanised: According to EN 10242, zinc coating weight relative to surface exceeds 500 g/m² (average layer thickness 70 micron).

Male Equal Hexagon Nipple (280)

Black, BSPT

1095	Thread
EE-MI280-14N	1/4"
EE-MI280-38N	3/8"
EE-MI280-12N	1/2"
EE-MI280-34N	3/4"
EE-MI280-1N	1"
EE-MI280-114N	1.1/4"
EE-MI280-112N	1.1/2"
EE-MI280-2N	2"
EE-MI280-212N	2.1/2"
EE-MI280-3N	3"
EE-MI280-4N	4"
Tech Sheet 20535	

Galvanised, BSPT

1095	Thread
EE-MI280-14	1/4"
EE-MI280-38	3/8"
EE-MI280-12	1/2"
EE-MI280-34	3/4"
EE-MI280-1	1"
EE-MI280-114	1.1/4"
EE-MI280-112	1.1/2"
EE-MI280-2	2"
EE-MI280-212	2.1/2"
EE-MI280-3	3"
EE-MI280-4	4"
Tech Sheet 20535	

Male Reducing Hexagon Nipple (245)

Black, BSPT

1095	Thread	Thread
EE-MI245-38-14N	3/8"	1/4"
EE-MI245-12-14N	1/2"	1/4"
EE-MI245-12-38N	1/2"	3/8"
EE-MI245-34-38N	3/4"	3/8"
EE-MI245-34-12N	3/4"	1/2"
EE-MI245-1-12N	1"	1/2"
EE-MI245-1-34N	1"	3/4"
EE-MI245-114-12N	1.1/4"	1/2"
EE-MI245-114-34N	1.1/4"	3/4"
EE-MI245-114-1N	1.1/4"	1"
EE-MI245-112-12N	1.1/2"	1/2"
EE-MI245-112-34N	1.1/2"	3/4"
EE-MI245-112-1N	1.1/2"	1"
EE-MI245-112114N	1.1/2"	1.1/4"
EE-MI245-2-1N	2"	1"
EE-MI245-2-114N	2"	1.1/4"
EE-MI245-2-112N	2"	1.1/2"
EE-MI245-212114N	2.1/2"	1.1/4"
EE-MI245-212112N	2.1/2"	1.1/2"
EE-MI245-212-2N	2.1/2"	2"
EE-MI245-3-2N	3"	2"
EE-MI245-3-212N	3"	2.1/2"
Tech Sheet 20535		

Galvanised, BSPT

1095	Thread	Thread
EE-MI245-14-18	1/4"	1/8"
EE-MI245-38-14	3/8"	1/4"
EE-MI245-12-14	1/2"	1/4"
EE-MI245-12-38	1/2"	3/8"
EE-MI245-34-38	3/4"	3/8"
EE-MI245-34-12	3/4"	1/2"
EE-MI245-1-12	1"	1/2"
EE-MI245-1-34	1"	3/4"
EE-MI245-114-12	1.1/4"	1/2"
EE-MI245-114-34	1.1/4"	3/4"
EE-MI245-114-1	1.1/4"	1"
EE-MI245-112-34	1.1/2"	3/4"
EE-MI245-112-1	1.1/2"	1"
EE-MI245-112-114	1.1/2"	1.1/4"
EE-MI245-2-1	2"	1"
EE-MI245-2-114	2"	1.1/4"
EE-MI245-2-112	2"	1.1/2"
EE-MI245-212-112	2.1/2"	1.1/2"
EE-MI245-212-2	2.1/2"	2"
EE-MI245-3-2	3"	2"
EE-MI245-3-212	3"	2.1/2"
Tech Sheet 20535		

MALLEABLE IRON FITTINGS

EE ODLEWNIA

Male x Female Equal Union, Taper Seat (341)



Black, BSPP Female x BSPT Male

1095	Thread
EE-MI341-38N	3/8"
EE-MI341-12N	1/2"
EE-MI341-34N	3/4"
EE-MI341-1N	1"
EE-MI341-114N	1.1/4"
EE-MI341-112N	1.1/2"
EE-MI341-2N	2"
EE-MI341-212N	2.1/2"
EE-MI341-3N	3"
Tech Sheet 20539	

Galvanised, BSPP Female x BSPT Male

1095	Thread
EE-MI341-38	3/8"
EE-MI341-12	1/2"
EE-MI341-34	3/4"
EE-MI341-1	1"
EE-MI341-114	1.1/4"
EE-MI341-112	1.1/2"
EE-MI341-2	2"
EE-MI341-212	2.1/2"
EE-MI341-3	3"
EE-MI341-4	4"
Tech Sheet 20539	

Male x Female Reducing Bush (241)

Black, BSPP Female x BSPT Male

1095	Male Thread	Female Thread
EE-MI241-38-14N	3/8"	1/4"
EE-MI241-12-14N	1/2"	1/4"
EE-MI241-12-38N	1/2"	3/8"
EE-MI241-34-14N	3/4"	1/4"
EE-MI241-34-38N	3/4"	3/8"
EE-MI241-34-12N	3/4"	1/2"
EE-MI241-1-38N	1"	3/8"
EE-MI241-1-12N	1"	1/2"
EE-MI241-1-34N	1"	3/4"
EE-MI241-114-12N	1.1/4"	1/2"
EE-MI241-114-34N	1.1/4"	3/4"
EE-MI241-114-1N	1.1/4"	1"
EE-MI241-112-12N	1.1/2"	1/2"
EE-MI241-112-34N	1.1/2"	3/4"
EE-MI241-112-1N	1.1/2"	1"
EE-MI241-112114N	1.1/2"	1.1/4"
EE-MI241-2-12N	2"	1/2"
EE-MI241-2-34N	2"	3/4"
EE-MI241-2-1N	2"	1"
EE-MI241-2-114N	2"	1.1/4"
EE-MI241-2-112N	2"	1.1/2"
EE-MI241-212-1N	2.1/2"	1"
EE-MI241-212112N	2.1/2"	1.1/2"
EE-MI241-212-2N	2.1/2"	2"
EE-MI241-3-114N	3"	1.1/4"
EE-MI241-3-112N	3"	1.1/2"
EE-MI241-3-2N	3"	2"
EE-MI241-3-212N	3"	2.1/2"
EE-MI241-4-2N	4"	2"
Tech Sheet 20534		

Galvanised, BSPP Female x BSPT Male

1095	Male Thread	Female Thread
EE-MI241-38-14	3/8"	1/4"
EE-MI241-12-14	1/2"	1/4"
EE-MI241-12-38	1/2"	3/8"
EE-MI241-34-14	3/4"	1/4"
EE-MI241-34-38	3/4"	3/8"
EE-MI241-34-12	3/4"	1/2"
EE-MI241-1-38	1"	3/8"
EE-MI241-1-12	1"	1/2"
EE-MI241-1-34	1"	3/4"
EE-MI241-114-38	1.1/4"	3/8"
EE-MI241-114-12	1.1/4"	1/2"
EE-MI241-114-34	1.1/4"	3/4"
EE-MI241-114-1	1.1/4"	1"
EE-MI241-112-12	1.1/2"	1/2"
EE-MI241-112-34	1.1/2"	3/4"
EE-MI241-112-1	1.1/2"	1"
EE-MI241-112-114	1.1/2"	1.1/4"
EE-MI241-2-12	2"	1/2"
EE-MI241-2-34	2"	3/4"
EE-MI241-2-1	2"	1"
EE-MI241-2-114	2"	1.1/4"
EE-MI241-2-112	2"	1.1/2"
EE-MI241-212-1	2.1/2"	1"
EE-MI241-212-114	2.1/2"	1.1/4"
EE-MI241-212-112	2.1/2"	1.1/2"
EE-MI241-212-2	2.1/2"	2"
EE-MI241-3-1	3"	1"
EE-MI241-3-112	3"	1.1/2"
EE-MI241-3-2	3"	2"
EE-MI241-3-212	3"	2.1/2"
EE-MI241-4-2	4"	2"
EE-MI241-4-212	4"	2.1/2"
EE-MI241-4-3	4"	3"
Tech Sheet 20534		

Male x Female Reducing Socket (246)

Black, BSPP Female x BSPT Male

1095	Female Thread	Male Thread
EE-MI246-38-14N	3/8"	1/4"
EE-MI246-12-14N	1/2"	1/4"
EE-MI246-12-38N	1/2"	3/8"
EE-MI246-34-38N	3/4"	3/8"
EE-MI246-34-12N	3/4"	1/2"
EE-MI246-1-12N	1"	1/2"
EE-MI246-1-34N	1"	3/4"
EE-MI246-114-34N	1.1/4"	3/4"
EE-MI246-114-1N	1.1/4"	1"
EE-MI246-112-1N	1.1/2	1"
EE-MI246-112114N	1.1/2"	1.1/4"
EE-MI246-2-114N	2"	1.1/4"
EE-MI246-2-112N	2"	1.1/2"
Tech Sheet 20536		

Galvanised, BSPP Female x BSPT Male

1095	Female Thread	Male Thread
EE-MI246-38-14	3/8"	1/4"
EE-MI246-12-14	1/2"	1/4"
EE-MI246-12-38	1/2"	3/8"
EE-MI246-34-38	3/4"	3/8"
EE-MI246-34-12	3/4"	1/2"
EE-MI246-1-12	1"	1/2"
EE-MI246-1-34	1"	3/4"
EE-MI246-114-34	1.1/4"	3/4"
EE-MI246-114-1	1.1/4"	1"
EE-MI246-112-1	1.1/2"	1"
EE-MI246-112-114	1.1/2"	1.1/4"
EE-MI246-2-114	2"	1.1/4"
EE-MI246-2-112	2"	1.1/2"
Tech Sheet 20536		

Male x Female Socket (529A)

Galvanised, BSPT Male x BSPP Female

1095	Thread
EE-MI529A-12	1/2"
EE-MI529A-34	3/4"
EE-MI529A-1	1"

MALLEABLE IRON FITTINGS

EE ODLEWNIA

Female Equal Socket (270)

Black, BSPP

1095	Thread
EE-MI270-14N	1/4″
EE-MI270-38N	3/8″
EE-MI270-12N	1/2″
EE-MI270-34N	3/4″
EE-MI270-1N	1″
EE-MI270-114N	1.1/4″
EE-MI270-112N	1.1/2″
EE-MI270-2N	2″
EE-MI270-212N	2.1/2″
EE-MI270-3N	3″
EE-MI270-4N	4″
Tech Sheet 20537	

Galvanised, BSPP

1095	Thread
EE-MI270-14	1/4″
EE-MI270-38	3/8″
EE-MI270-12	1/2″
EE-MI270-34	3/4″
EE-MI270-1	1″
EE-MI270-114	1.1/4″
EE-MI270-112	1.1/2″
EE-MI270-2	2″
EE-MI270-212	2.1/2″
EE-MI270-3	3″
EE-MI270-4	4″
Tech Sheet 20537	

Female Reducing Socket (240)

Black, BSPP

1095	Thread	Thread
EE-MI240-38-14N	3/8″	1/4″
EE-MI240-12-14N	1/2″	1/4″
EE-MI240-12-38N	1/2″	3/8″
EE-MI240-34-38N	3/4″	3/8″
EE-MI240-34-12N	3/4″	1/2″
EE-MI240-1-38N	1″	3/8″
EE-MI240-1-12N	1″	1/2″
EE-MI240-1-34N	1″	3/4″
EE-MI240-114-38N	1.1/4″	3/8″
EE-MI240-114-12N	1.1/4″	1/2″
EE-MI240-114-34N	1.1/4″	3/4″
EE-MI240-114-1N	1.1/4″	1″
EE-MI240-112-12N	1.1/2″	1/2″
EE-MI240-112-34N	1.1/2″	3/4″
EE-MI240-112-1N	1.1/2″	1″
EE-MI240-112114N	1.1/2″	1.1/4″
EE-MI240-2-12N	2″	1/2″
EE-MI240-2-34N	2″	3/4″
EE-MI240-2-1N	2″	1″
EE-MI240-2-114N	2″	1.1/4″
EE-MI240-2-112N	2″	1.1/2″
EE-MI240-212114N	2.1/2″	1.1/4″
EE-MI240-212112N	2.1/2″	1.1/2″
EE-MI240-212-2N	2.1/2″	2″
EE-MI240-3-112N	3″	1.1/2″
EE-MI240-3-2N	3″	2″
EE-MI240-3-212N	3″	2.1/2″
Tech Sheet 20533		

Galvanised, BSPP

1095	Thread	Thread
EE-MI240-38-14	3/8″	1/4″
EE-MI240-12-14	1/2″	1/4″
EE-MI240-12-38	1/2″	3/8″
EE-MI240-34-38	3/4″	3/8″
EE-MI240-34-12	3/4″	1/2″
EE-MI240-1-38	1″	3/8″
EE-MI240-1-12	1″	1/2″
EE-MI240-1-34	1″	3/4″
EE-MI240-114-38	1.1/4″	3/8″
EE-MI240-114-12	1.1/4″	1/2″
EE-MI240-114-34	1.1/4″	3/4″
EE-MI240-114-1	1.1/4″	1″
EE-MI240-112-12	1.1/2″	1/2″
EE-MI240-112-34	1.1/2″	3/4″
EE-MI240-112-1	1.1/2″	1″
EE-MI240-112-114	1.1/2″	1.1/4″
EE-MI240-2-12	2″	1/2″
EE-MI240-2-34	2″	3/4″
EE-MI240-2-1	2″	1″
EE-MI240-2-114	2″	1.1/4″
EE-MI240-2-112	2″	1.1/2″
EE-MI240-212-1	2.1/2″	1″
EE-MI240-212-2	2.1/2″	2″
EE-MI240-3-2	3″	2″
EE-MI240-3-212	3″	2.1/2″
EE-MI240-4-2	4″	2″
EE-MI240-4-3	4″	3″
Tech Sheet 20533		

FT PRO®

For **Screwed & Socketed Steel Tubing**
see page **1383**

MALLEABLE IRON FITTINGS

EE ODLEWNIA

Female Equal Union, Taper Seat (340)



Black, BSPP

1095	Thread
EE-MI340-38N	3/8"
EE-MI340-12N	1/2"
EE-MI340-34N	3/4"
EE-MI340-1N	1"
EE-MI340-114N	1.1/4"
EE-MI340-112N	1.1/2"
EE-MI340-2N	2"
EE-MI340-212N	2.1/2"
EE-MI340-3N	3"
Tech Sheet 20538	

Galvanised, BSPP

1095	Thread
EE-MI340-38	3/8"
EE-MI340-12	1/2"
EE-MI340-34	3/4"
EE-MI340-1	1"
EE-MI340-114	1.1/4"
EE-MI340-112	1.1/2"
EE-MI340-2	2"
EE-MI340-212	2.1/2"
EE-MI340-3	3"
EE-MI340-4	4"
Tech Sheet 20538	

Plug, Hollow Beaded (290)

Black, BSPT

1095	Thread
EE-MI290-14N	1/4"
EE-MI290-38N	3/8"
EE-MI290-12N	1/2"
EE-MI290-34N	3/4"
EE-MI290-1N	1"
EE-MI290-114N	1.1/4"
EE-MI290-112N	1.1/2"
EE-MI290-2N	2"
EE-MI290-212N	2.1/2"
EE-MI290-3N	3"
EE-MI290-4N	4"
Tech Sheet 20538	

Galvanised, BSPT

1095	Thread
EE-MI290-14	1/4"
EE-MI290-38	3/8"
EE-MI290-12	1/2"
EE-MI290-34	3/4"
EE-MI290-1	1"
EE-MI290-114	1.1/4"
EE-MI290-112	1.1/2"
EE-MI290-2	2"
EE-MI290-212	2.1/2"
EE-MI290-3	3"
EE-MI290-4	4"
Tech Sheet 20538	

Cap, Hexagonal (300)

Black, BSPP

1095	Thread
EE-MI300-14N	1/4"
EE-MI300-38N	3/8"
EE-MI300-12N	1/2"
EE-MI300-34N	3/4"
EE-MI300-1N	1"
EE-MI300-114N	1.1/4"
EE-MI300-112N	1.1/2"
EE-MI300-2N	2"
EE-MI300-212N	2.1/2"
EE-MI300-3N	3"
EE-MI300-4N	4"
Tech Sheet 20538	

Galvanised, BSPP

1095	Thread
EE-MI300-14	1/4"
EE-MI300-38	3/8"
EE-MI300-12	1/2"
EE-MI300-34	3/4"
EE-MI300-1	1"
EE-MI300-114	1.1/4"
EE-MI300-112	1.1/2"
EE-MI300-2	2"
EE-MI300-212	2.1/2"
EE-MI300-3	3"
EE-MI300-4	4"
Tech Sheet 20538	

Cap, Rounded (301)

Black, BSPP

1095	Thread
EE-MI301-38N	3/8"
EE-MI301-12N	1/2"
EE-MI301-34N	3/4"
EE-MI301-1N	1"
EE-MI301-112N	1.1/2"
EE-MI301-2N	2"
Tech Sheet 20538	

Galvanised, BSPP

1095	Thread
EE-MI301-38	3/8"
EE-MI301-12	1/2"
EE-MI301-34	3/4"
EE-MI301-1	1"
EE-MI301-112	1.1/2"
EE-MI301-2	2"
Tech Sheet 20538	



For **PTFE Sealing Tape** see page **1391**

MALLEABLE IRON FITTINGS

EE ODLEWNIA

Backnut (310)

Black, BSPP

1095	Thread
EE-MI310-14N	1/4"
EE-MI310-38N	3/8"
EE-MI310-12N	1/2"
EE-MI310-34N	3/4"
EE-MI310-1N	1"
EE-MI310-114N	1.1/4"
EE-MI310-112N	1.1/2"
EE-MI310-2N	2"
EE-MI310-212N	2.1/2"
EE-MI310-3N	3"
Tech Sheet 20539	

Galvanised, BSPP

1095	Thread
EE-MI310-14	1/4"
EE-MI310-38	3/8"
EE-MI310-12	1/2"
EE-MI310-34	3/4"
EE-MI310-1	1"
EE-MI310-114	1.1/4"
EE-MI310-112	1.1/2"
EE-MI310-2	2"
EE-MI310-212	2.1/2"
EE-MI310-3	3"
Tech Sheet 20539	

Male x Female Equal Elbow 90° (92)

Black, BSPP Female x BSPT Male

1095	Thread
EE-MI92-14N	1/4"
EE-MI92-38N	3/8"
EE-MI92-12N	1/2"
EE-MI92-34N	3/4"
EE-MI92-1N	1"
EE-MI92-114N	1.1/4"
EE-MI92-112N	1.1/2"
EE-MI92-2N	2"
EE-MI92-212N	2.1/2"
EE-MI92-3N	3"
EE-MI92-4N	4"
Tech Sheet 20529	

Galvanised, BSPP Female x BSPT Male

1095	Thread
EE-MI92-14	1/4"
EE-MI92-38	3/8"
EE-MI92-12	1/2"
EE-MI92-34	3/4"
EE-MI92-1	1"
EE-MI92-114	1.1/4"
EE-MI92-112	1.1/2"
EE-MI92-2	2"
EE-MI92-212	2.1/2"
EE-MI92-3	3"
EE-MI92-4	4"
Tech Sheet 20529	

Female Equal Elbow 90° (90)

Black, BSPP

1095	Thread
EE-MI90-14N	1/4"
EE-MI90-38N	3/8"
EE-MI90-12N	1/2"
EE-MI90-34N	3/4"
EE-MI90-1N	1"
EE-MI90-114N	1.1/4"
EE-MI90-112N	1.1/2"
EE-MI90-2N	2"
EE-MI90-212N	2.1/2"
EE-MI90-3N	3"
EE-MI90-4N	4"
Tech Sheet 20529	

Galvanised, BSPP

1095	Thread
EE-MI90-14	1/4"
EE-MI90-38	3/8"
EE-MI90-12	1/2"
EE-MI90-34	3/4"
EE-MI90-1	1"
EE-MI90-114	1.1/4"
EE-MI90-112	1.1/2"
EE-MI90-2	2"
EE-MI90-212	2.1/2"
EE-MI90-3	3"
EE-MI90-4	4"
Tech Sheet 20529	

Male Equal Elbow 90°

Black, BSPT

1095	Thread
EE-MI94-12N	1/2"
EE-MI94-34N	3/4"
EE-MI94-1N	1"

Galvanised, BSPT

1095	Thread
EE-MI94-12	1/2"
EE-MI94-34	3/4"
EE-MI94-1	1"

Male x Female Union Elbow 90°, Taper Seat (98)

Black, BSPP Female x BSPT Male

1095	Thread
EE-MI98-38N	3/8"
EE-MI98-12N	1/2"
EE-MI98-34N	3/4"
EE-MI98-1N	1"
EE-MI98-114N	1.1/4"
EE-MI98-112N	1.1/2"
EE-MI98-2N	2"
Tech Sheet 20529	

Galvanised, BSPP Female x BSPT Male

1095	Thread
EE-MI98-38	3/8"
EE-MI98-12	1/2"
EE-MI98-34	3/4"
EE-MI98-1	1"
EE-MI98-114	1.1/4"
EE-MI98-112	1.1/2"
EE-MI98-2	2"
Tech Sheet 20529	

MALLEABLE IRON FITTINGS

EE ODLEWNIA

Female Equal Union Elbow 90°, Taper Seat (96)

Black, BSPP

1095	Thread
EE-MI96-38N	3/8"
EE-MI96-12N	1/2"
EE-MI96-34N	3/4"
EE-MI96-1N	1"
EE-MI96-114N	1.1/4"
EE-MI96-112N	1.1/2"
EE-MI96-2N	2"
Tech Sheet 20529	

Galvanised, BSPP

1095	Thread
EE-MI96-38	3/8"
EE-MI96-12	1/2"
EE-MI96-34	3/4"
EE-MI96-1	1"
EE-MI96-114	1.1/4"
EE-MI96-112	1.1/2"
EE-MI96-2	2"
Tech Sheet 20529	

Female Equal Elbow 45° (120)

Black, BSPP

1095	Thread
EE-MI120-12N	1/2"
EE-MI120-34N	3/4"
EE-MI120-1N	1"

Galvanised, BSPP

1095	Thread
EE-MI120-12	1/2"
EE-MI120-34	3/4"
EE-MI120-1	1"

Female Reducing Elbow 90° (90R)

Black, BSPP

1095	Thread	Thread
EE-MI90-12-38N	1/2"	3/8"
EE-MI90-34-12N	3/4"	1/2"
EE-MI90-1-12N	1"	1/2"
EE-MI90-1-34N	1"	3/4"
EE-MI90-114-1N	1.1/4"	1"
EE-MI90-112-1N	1.1/2"	1"
EE-MI90-112-114N	1.1/2"	1.1/4"
EE-MI90-2-114N	2"	1.1/4"
EE-MI90-2-112N	2"	1.1/2"
Tech Sheet 20529		

Galvanised, BSPP

1095	Thread	Thread
EE-MI90-12-38	1/2"	3/8"
EE-MI90-34-38	3/4"	3/8"
EE-MI90-34-12	3/4"	1/2"
EE-MI90-1-12	1"	1/2"
EE-MI90-1-34	1"	3/4"
EE-MI90-114-1	1.1/4"	1"
EE-MI90-112-34	1.1/2"	3/4"
EE-MI90-112-1	1.1/2"	1"
EE-MI90-112-114	1.1/2"	1.1/4"
EE-MI90-2-1	2"	1"
EE-MI90-2-114	2"	1.1/4"
EE-MI90-2-112	2"	1.1/2"
Tech Sheet 20529		

Male x Female Reducing Elbow 90º (92R)

Galvanised, BSPP Female x BSPT Male

1095	Female Thread	Male Thread
EE-MI92-12-38	1/2"	3/8"
EE-MI92-34-12	3/4"	1/2"
EE-MI92-1-34	1"	3/4"

Black, BSPP Female x BSPT Male

1095	Female Thread	Male Thread
EE-MI92-12-38N	1/2"	3/8"
EE-MI92-34-12N	3/4"	1/2"
EE-MI92-1-34N	1"	3/4"

Female Equal Side Outlet Elbow (221)

Black, BSPP

1095	Thread
EE-MI221-38N	3/8"
EE-MI221-12N	1/2"
EE-MI221-34N	3/4"
EE-MI221-1N	1"
EE-MI221-114N	1.1/4"
EE-MI221-112N	1.1/2"
EE-MI221-2N	2"
Tech Sheet 20532	

Galvanised, BSPP

1095	Thread
EE-MI221-38	3/8"
EE-MI221-12	1/2"
EE-MI221-34	3/4"
EE-MI221-1	1"
EE-MI221-114	1.1/4"
EE-MI221-112	1.1/2"
EE-MI221-2	2"
Tech Sheet 20532	

Female Equal Bracket Elbow (471)

Galvanised, BSPP

1095	Thread
EE-MI471-12	1/2"
EE-MI471-34	3/4"

Black, BSPP

1095	Thread
EE-MI471-12N	1/2"
EE-MI471-34N	3/4"

MALLEABLE IRON FITTINGS

EE ODLEWNIA

Male Equal Bend 90° (3)

Black, BSPT

1095	Thread
EE-MI3-12N	1/2"
EE-MI3-34N	3/4"
EE-MI3-1N	1"
Tech Sheet 20528	

Galvanised, BSPT

1095	Thread
EE-MI3-12	1/2"
EE-MI3-34	3/4"
EE-MI3-1	1"
Tech Sheet 20528	

Male x Female Equal Bend 90° (1)

Black, BSPP Female x BSPT Male

1095	Thread
EE-MI1-14N	1/4"
EE-MI1-38N	3/8"
EE-MI1-12N	1/2"
EE-MI1-34N	3/4"
EE-MI1-1N	1"
EE-MI1-114N	1.1/4"
EE-MI1-112N	1.1/2"
EE-MI1-2N	2"
EE-MI1-212N	2.1/2"
EE-MI1-3N	3"
Tech Sheet 20528	

Galvanised, BSPP Female x BSPT Male

1095	Thread
EE-MI1-14	1/4"
EE-MI1-38	3/8"
EE-MI1-12	1/2"
EE-MI1-34	3/4"
EE-MI1-1	1"
EE-MI1-114	1.1/4"
EE-MI1-112	1.1/2"
EE-MI1-2	2"
EE-MI1-212	2.1/2"
EE-MI1-3	3"
EE-MI1-4	4"
Tech Sheet 20528	

Female Equal Bend 90° (2)

Black, BSPP

1095	Thread
EE-MI2-14N	1/4"
EE-MI2-38N	3/8"
EE-MI2-12N	1/2"
EE-MI2-34N	3/4"
EE-MI2-1N	1"
EE-MI2-114N	1.1/4"
EE-MI2-112N	1.1/2"
EE-MI2-2N	2"
EE-MI2-3N	3"
Tech Sheet 20528	

Galvanised, BSPP

1095	Thread
EE-MI2-14	1/4"
EE-MI2-38	3/8"
EE-MI2-12	1/2"
EE-MI2-34	3/4"
EE-MI2-1	1"
EE-MI2-114	1.1/4"
EE-MI2-112	1.1/2"
EE-MI2-2	2"
EE-MI2-212	2.1/2"
EE-MI2-3	3"
EE-MI2-4	4"
Tech Sheet 20528	

Female Equal Short Bend 90° (2A)

Black, BSPP

1095	Thread
EE-MI2A-38N	3/8"
EE-MI2A-12N	1/2"
EE-MI2A-34N	3/4"
EE-MI2A-1N	1"
EE-MI2A-114N	1.1/4"
EE-MI2A-112N	1.1/2"
EE-MI2A-2N	2"

Galvanised, BSPP

1095	Thread
EE-MI2A-12	1/2"
EE-MI2A-34	3/4"
EE-MI2A-1	1"
EE-MI2A-114	1.1/4"
EE-MI2A-112	1.1/2"
EE-MI2A-2	2"

Male x Female Equal Short Bend 90° (1A)

Black, BSPT Male x BSPP Female

1095	Thread
EE-MI1A-38N	3/8"
EE-MI1A-12N	1/2"
EE-MI1A-34N	3/4"
EE-MI1A-1N	1"
EE-MI1A-114N	1.1/4"
EE-MI1A-112N	1.1/2"
EE-MI1A-2N	2"

Galvanised, BSPT Male x BSPP Female

1095	Thread
EE-MI1A-38	3/8"
EE-MI1A-12	1/2"
EE-MI1A-34	3/4"
EE-MI1A-1	1"
EE-MI1A-114	1.1/4"
EE-MI1A-112	1.1/2"
EE-MI1A-2	2"

MALLEABLE IRON FITTINGS

EE ODLEWNIA

Male x Female Equal Bend 45° (40)

Black, BSPP Female x BSPT Male

1095	Thread
EE-MI40-14N	1/4"
EE-MI40-38N	3/8"
EE-MI40-12N	1/2"
EE-MI40-34N	3/4"
EE-MI40-1N	1"
EE-MI40-114N	1.1/4"
EE-MI40-112N	1.1/2"
EE-MI40-2N	2"
Tech Sheet 20528	

Galvanised, BSPP Female x BSPT Male

1095	Thread
EE-MI40-14	1/4"
EE-MI40-38	3/8"
EE-MI40-12	1/2"
EE-MI40-34	3/4"
EE-MI40-1	1"
EE-MI40-114	1.1/4"
EE-MI40-112	1.1/2"
EE-MI40-2	2"
EE-MI40-212	2.1/2"
EE-MI40-3	3"
EE-MI40-4	4"
Tech Sheet 20528	

Female Equal Bend 45° (41)

Black, BSPP

1095	Thread
EE-MI41-38N	3/8"
EE-MI41-12N	1/2"
EE-MI41-34N	3/4"
EE-MI41-1N	1"
EE-MI41-114N	1.1/4"
EE-MI41-112N	1.1/2"
EE-MI41-2N	2"
EE-MI41-212N	2.1/2"
Tech Sheet 20528	

Galvanised, BSPP

1095	Thread
EE-MI41-38	3/8"
EE-MI41-12	1/2"
EE-MI41-34	3/4"
EE-MI41-1	1"
EE-MI41-114	1.1/4"
EE-MI41-112	1.1/2"
EE-MI41-2	2"
EE-MI41-212	2.1/2"
EE-MI41-3	3"
Tech Sheet 20528	

Female Equal Tee (130)

Black, BSPP

1095	Thread
EE-MI130-14N	1/4"
EE-MI130-38N	3/8"
EE-MI130-12N	1/2"
EE-MI130-34N	3/4"
EE-MI130-1N	1"
EE-MI130-114N	1.1/4"
EE-MI130-112N	1.1/2"
EE-MI130-2N	2"
EE-MI130-3N	3"
EE-MI130-4N	4"
Tech Sheet 20530	

Galvanised, BSPP

1095	Thread
EE-MI130-14	1/4"
EE-MI130-38	3/8"
EE-MI130-12	1/2"
EE-MI130-34	3/4"
EE-MI130-1	1"
EE-MI130-114	1.1/4"
EE-MI130-112	1.1/2"
EE-MI130-2	2"
EE-MI130-212	2.1/2"
EE-MI130-3	3"
EE-MI130-4	4"
Tech Sheet 20530	

Female Equal Pitcher Tee (131)

Black, BSPP

1095	Thread
EE-MI131-12N	1/2"
EE-MI131-34N	3/4"
EE-MI131-1N	1"
EE-MI131-114N	1.1/4"
EE-MI131-112N	1.1/2"
EE-MI131-2N	2"
Tech Sheet 20530	

Galvanised, BSPP

1095	Thread
EE-MI131-12	1/2"
EE-MI131-34	3/4"
EE-MI131-1	1"
EE-MI131-114	1.1/4"
EE-MI131-112	1.1/2"
EE-MI131-2	2"
Tech Sheet 20530	

MALLEABLE IRON FITTINGS

EE ODLEWNIA

Female Unequal Reducing Branch Tee (130)



Black, BSPP

1095	Thread A	Thread B
EE-MI130-38-14N	3/8"	1/4"
EE-MI130-12-14N	1/2"	1/4"
EE-MI130-12-38N	1/2"	3/8"
EE-MI130-34-14N	3/4"	1/4"
EE-MI130-34-38N	3/4"	3/8"
EE-MI130-34-12N	3/4"	1/2"
EE-MI130-1-38N	1"	3/8"
EE-MI130-1-12N	1"	1/2"
EE-MI130-1-34N	1"	3/4"
EE-MI130-114-12N	1.1/4"	1/2"
EE-MI130-114-34N	1.1/4"	3/4"
EE-MI130-114-1N	1.1/4"	1"
EE-MI130-112-12N	1.1/2"	1/2"
EE-MI130-112-34N	1.1/2"	3/4"
EE-MI130-112-1N	1.1/2"	1"
EE-MI130-112114N	1.1/2"	1.1/4"
EE-MI130-2-12N	2"	1/2"
EE-MI130-2-34N	2"	3/4"
EE-MI130-2-1N	2"	1"
EE-MI130-2-114N	2"	1.1/4"
EE-MI130-2-112N	2"	1.1/2"
EE-MI130-212-1N	2.1/2"	1"
EE-MI130-212114N	2.1/2"	1.1/4"
EE-MI130-212112N	2.1/2"	1.1/2"
EE-MI130-212-2N	2.1/2"	2"
EE-MI130-3-112N	3"	1.1/2"
EE-MI130-3-2N	3"	2"
EE-MI130-3-212N	3"	2.1/2"
EE-MI130-4-2N	4"	2"
EE-MI130-4-3N	4"	3"
Tech Sheet 20530		

Galvanised, BSPP

1095	Thread A	Thread B
EE-MI130-38-14	3/8"	1/4"
EE-MI130-12-14	1/2"	1/4"
EE-MI130-12-38	1/2"	3/8"
EE-MI130-34-14	3/4"	1/4"
EE-MI130-34-38	3/4"	3/8"
EE-MI130-34-12	3/4"	1/2"
EE-MI130-1-38	1"	3/8"
EE-MI130-1-12	1"	1/2"
EE-MI130-1-34	1"	3/4"
EE-MI130-114-12	1.1/4"	1/2"
EE-MI130-114-34	1.1/4"	3/4"
EE-MI130-114-1	1.1/4"	1"
EE-MI130-112-12	1.1/2"	1/2"
EE-MI130-112-34	1.1/2"	3/4"
EE-MI130-112-1	1.1/2"	1"
EE-MI130-112-114	1.1/2"	1.1/4"
EE-MI130-2-12	2"	1/2"
EE-MI130-2-34	2"	3/4"
EE-MI130-2-1	2"	1"
EE-MI130-2-114	2"	1.1/4"
EE-MI130-2-112	2"	1.1/2"
EE-MI130-212-34	2.1/2"	3/4"
EE-MI130-212-1	2.1/2"	1"
EE-MI130-212-112	2.1/2"	1.1/2"
EE-MI130-212-2	2.1/2"	2"
EE-MI130-3-112	3"	1.1/2"
EE-MI130-3-2	3"	2"
EE-MI130-3-212	3"	2.1/2"
EE-MI130-4-2	4"	2"
EE-MI130-4-3	4"	3"
Tech Sheet 20530		

Female Unequal Reducing Run Tee (130B)



Black, BSPP

1095	Thread A	Thread B
EEMI30-12-38-12N	1/2"	3/8"
EEMI30-34-12-34N	3/4"	1/2"
EEMI30-1-12-1N	1"	1/2"
EEMI30-1-34-1N	1"	3/4"
EEMI3011434114N	1.1/4"	3/4"
EEMI301141114N	1.1/4"	1"
EEMI30112114112N	1.1/2"	1.1/4"

Galvanised, BSPP

1095	Thread A	Thread B
EEMI30-12-38-12	1/2"	3/8"
EEMI30-34-12-34	3/4"	1/2"
EEMI30-1-12-1	1"	1/2"
EEMI30-1-34-1	1"	3/4"
EEMI3011434114	1.1/4"	3/4"
EEMI301141114	1.1/4"	1"
EEMI30112114112	1.1/2"	1.1/4"

Female Unequal Increasing Branch Tee (130)



Black, BSPP

1095	Thread A	Thread B
EE-MI130-38-12N	3/8"	1/2"
EE-MI130-12-34N	1/2"	3/4"
EE-MI130-12-1N	1/2"	1"
EE-MI130-34-1N	3/4"	1"
EE-MI130-1-114N	1"	1.1/4"
EE-MI130-1-112N	1"	1.1/2"
EE-MI130-114112N	1.1/4"	1.1/2"
EE-MI130-114-2N	1.1/4"	2"
EE-MI130-112-2N	1.1/2"	2"
EE-MI130-2-212N	2"	2.1/2"
EE-MI130-2-3N	2"	3"
Tech Sheet 20530		

Galvanised, BSPP

1095	Thread A	Thread B
EE-MI130-38-12	3/8"	1/2"
EE-MI130-12-34	1/2"	3/4"
EE-MI130-12-1	1/2"	1"
EE-MI130-34-1	3/4"	1"
EE-MI130-1-114	1"	1.1/4"
EE-MI130-1-112	1"	1.1/2"
EE-MI130-114-112	1.1/4"	1.1/2"
EE-MI130-114-2	1.1/4"	2"
EE-MI130-112-2	1.1/2"	2"
EE-MI130-2-212	2"	2.1/2"
EE-MI130-2-3	2"	3"
Tech Sheet 20530		

MALLEABLE IRON FITTINGS

EE ODLEWNIA

Female Unequal Reducing Run & Branch Tee



Black, BSPP

1095	Thread A	Thread B	Thread C
EEMI30C123838N	1/2"	3/8"	3/8"
EEMI30C343812N	3/4"	3/8"	1/2"
EEMI30C341212N	3/4"	1/2"	1/2"
EEMI30C11212N	1"	1/2"	1/2"
EEMI30C11234N	1"	1/2"	3/4"
EEMI30C13434N	1"	3/4"	3/4"
EEMI30C114121N	1.1/4"	1/2"	1"
EEMI30C1143434N	1.1/4"	3/4"	3/4"
EEMI30C114341N	1.1/4"	3/4"	1"
EEMI30C11411N	1.1/4"	1"	1"
EEMI30C1121234N	1.1/2"	1/2"	3/4"
EEMI30C112134N	1.1/2"	1"	3/4"
EEMI30C11211N	1.1/2"	1"	1"
EEMI30C1121114N	1.1/2"	1"	1.1/4"
EEMI3C112114114N	1.1/2"	1.1/4"	1.1/4"
EEMI30C2112112N	2"	1.1/2"	1.1/2"

Galvanised, BSPP

1095	Thread A	Thread B	Thread C
EEMI30C123838	1/2"	3/8"	3/8"
EEMI30C343812	3/4"	3/8"	1/2"
EEMI30C341212	3/4"	1/2"	1/2"
EEMI30C11212	1"	1/2"	1/2"
EEMI30C11234	1"	1/2"	3/4"
EEMI30C13412	1"	3/4"	1/2"
EEMI30C13434	1"	3/4"	3/4"
EEMI30C114121	1.1/4"	1/2"	1"
EEMI30C1143434	1.1/4"	3/4"	3/4"
EEMI30C114341	1.1/4"	3/4"	1"
EEMI30C11411	1.1/4"	1"	1"
EEMI30C112134	1.1/2"	1"	3/4"
EEMI30C11211	1.1/2"	1"	1"
EEMI30C1121114	1.1/2"	1"	1.1/4"
EEMI30C112114114	1.1/2"	1.1/4"	1.1/4"
EEMI30C2112112	2"	1.1/2"	1.1/2"

Male Equal Tee

Black, BSPT

1095	Thread
EEMI135-1N	1"

Galvanised, BSPT

1095	Thread
EEMI135-1	1"

Female Equal Tee 45° (165)

Black, BSPP

1095	Thread
EE-MI165-12N	1/2"
EE-MI165-34N	3/4"
EE-MI165-1N	1"
EE-MI165-114N	1.1/4"
EE-MI165-112N	1.1/2"
EE-MI165-2N	2"
Tech Sheet 20530	

Galvanised, BSPP

1095	Thread
EE-MI165-12	1/2"
EE-MI165-34	3/4"
EE-MI165-1	1"
EE-MI165-114	1.1/4"
EE-MI165-112	1.1/2"
Tech Sheet 20530	

Equal Ys

Black, BSPP

1095	Thread
EE-MI220-12N	1/2"
EE-MI220-34N	3/4"
EE-MI220-1N	1"

Galvanised, BSPP

1095	Thread
EE-MI220-12	1/2"
EE-MI220-34	3/4"
EE-MI220-1	1"

MALLEABLE IRON FITTINGS

EE ODLEWNIA

Female Equal Cross (180)

Black, BSPP

1095	Thread
EE-MI180-38N	3/8"
EE-MI180-12N	1/2"
EE-MI180-34N	3/4"
EE-MI180-1N	1"
EE-MI180-114N	1.1/4"
EE-MI180-112N	1.1/2"
EE-MI180-2N	2"
Tech Sheet 20531	

Galvanised, BSPP

1095	Thread
EE-MI180-38	3/8"
EE-MI180-12	1/2"
EE-MI180-34	3/4"
EE-MI180-1	1"
EE-MI180-114	1.1/4"
EE-MI180-112	1.1/2"
EE-MI180-2	2"
EE-MI180-3	3"
Tech Sheet 20531	

Female Unequal Cross (180)



Black, BSPP

1095	Thread A	Thread B
EE-MI180-12-38N	1/2"	3/8"
EE-MI180-34-38N	3/4"	3/8"
EE-MI180-34-12N	3/4"	1/2"
EE-MI180-1-12N	1"	1/2"
EE-MI180-1-34N	1"	3/4"
EE-MI180-114-12N	1.1/4"	1/2"
EE-MI180-2-34N	2"	3/4"

Galvanised, BSPP

1095	Thread A	Thread B
EE-MI180-12-38	1/2"	3/8"
EE-MI180-34-38	3/4"	3/8"
EE-MI180-34-12	3/4"	1/2"
EE-MI180-1-12	1"	1/2"
EE-MI180-1-34	1"	3/4"
EE-MI180-114-12	1.1/4"	1/2"
EE-MI180-2-34	2"	3/4"

Female Crossover

Black, BSPP

1095	Thread
EE-MI85-12N	1/2"
EE-MI85-34N	3/4"

Galvanised, BSPP

1095	Thread
EE-MI85-12	1/2"
EE-MI85-34	3/4"

Screwed Flange

Black, BSPP

1095	Thread
EE-MI326-34-N	3/4"
EE-MI326-1-N	1"
EE-MI326-114-N	1.1/4"
EE-MI326-112-N	1.1/2"

Galvanised, BSPP

1095	Thread
EE-MI326-34	3/4"
EE-MI326-1	1"
EE-MI326-114	1.1/4"
EE-MI326-112	1.1/2"

Flange



Black, BSPP

1095	Thread
EE-MI321-38-N	3/8"
EE-MI321-12-N	1/2"
EE-MI321-34-N	3/4"
EE-MI321-1-N	1"
EE-MI321-114-N	1.1/4"
EE-MI321-112-N	1.1/2"
EE-MI321-2-N	2"
EE-MI321-212-N	2.1/2"
EE-MI321-3-N	3"
EE-MI321-4-N	4"

Galvanised, BSPP

1095	Thread
EE-MI321-38	3/8"
EE-MI321-12	1/2"
EE-MI321-34	3/4"
EE-MI321-1	1"
EE-MI321-114	1.1/4"
EE-MI321-112	1.1/2"
EE-MI321-2	2"
EE-MI321-212	2.1/2"
EE-MI321-3	3"
EE-MI321-4	4"

MALLEABLE IRON FITTINGS

K-LINE CONNECT

Hexagon Reducing Nipple (145)

Black, BSPT

1094	Thread	Thread
K-MI245-38-14N	3/8″	1/4″
K-MI245-12-14N	1/2″	1/4″
K-MI245-12-38N	1/2″	3/8″
K-MI245-34-14N	3/4″	1/4″
K-MI245-34-38N	3/4″	3/8″
K-MI245-34-12N	3/4″	1/2″
K-MI245-1-12N	1″	1/2″
K-MI245-1-34N	1″	3/4″
K-MI245-114-12N	1.1/4″	1/2″
K-MI245-114-34N	1.1/4″	3/4″
K-MI245-114-1N	1.1/4″	1″
K-MI245-112-12N	1.1/2″	1/2″
K-MI245-112-34N	1.1/2″	3/4″
K-MI245-112-1N	1.1/2″	1″
K-MI245-112-114N	1.1/2″	1.1/4″
K-MI245-2-12N	2″	1/2″
K-MI245-2-34N	2″	3/4″
K-MI245-2-1N	2″	1″
K-MI245-2-114N	2″	1.1/4″
K-MI245-2-112N	2″	1.1/2″
K-MI245-212-112N	2.1/2″	1.1/2″
K-MI245-212-2N	2.1/2″	2″
K-MI245-3-2N	3″	2″
K-MI245-3-212N	3″	2.1/2″
K-MI245-4-3N	4″	3″
Tech Sheet 20449		

Galvanised, BSPT

1094	Thread	Thread
K-MI245-38-14	3/8″	1/4″
K-MI245-12-14	1/2″	1/4″
K-MI245-12-38	1/2″	3/8″
K-MI245-34-14	3/4″	1/4″
K-MI245-34-38	3/4″	3/8″
K-MI245-34-12	3/4″	1/2″
K-MI245-1-38	1″	3/8″
K-MI245-1-12	1″	1/2″
K-MI245-1-34	1″	3/4″
K-MI245-114-12	1.1/4″	1/2″
K-MI245-114-34	1.1/4″	3/4″
K-MI245-114-1	1.1/4″	1″
K-MI245-112-12	1.1/2″	1/2″
K-MI245-112-34	1.1/2″	3/4″
K-MI245-112-1	1.1/2″	1″
K-MI245-112-114	1.1/2″	1.1/4″
K-MI245-2-12	2″	1/2″
K-MI245-2-34	2″	3/4″
K-MI245-2-1	2″	1″
K-MI245-2-114	2″	1.1/4″
K-MI245-2-112	2″	1.1/2″
K-MI245-212-112	2.1/2″	1.1/2″
K-MI245-212-2	2.1/2″	2″
K-MI245-3-2	3″	2″
K-MI245-3-212	3″	2.1/2″
K-MI245-4-3	4″	3″
Tech Sheet 20449		

Equal Hexagon Nipple (144)

Black, BSPT

1094	Thread
K-MI280-14N	1/4″
K-MI280-38N	3/8″
K-MI280-12N	1/2″
K-MI280-34N	3/4″
K-MI280-1N	1″
K-MI280-114N	1.1/4″
K-MI280-112N	1.1/2″
K-MI280-2N	2″
K-MI280-212N	2.1/2″
K-MI280-3N	3″
K-MI280-4N	4″
Tech Sheet 20449	

Galvanised, BSPT

1094	Thread
K-MI280-14	1/4″
K-MI280-38	3/8″
K-MI280-12	1/2″
K-MI280-34	3/4″
K-MI280-1	1″
K-MI280-114	1.1/4″
K-MI280-112	1.1/2″
K-MI280-2	2″
K-MI280-212	2.1/2″
K-MI280-3	3″
K-MI280-4	4″
Tech Sheet 20449	

RIDGID

For **Ridgid Wrenches**
see page **1742**

MALLEABLE IRON FITTINGS

K-LINE CONNECT

Maximum Working Pressure:
25 bar @ -20°C to +120°C
20 bar @ +300°C

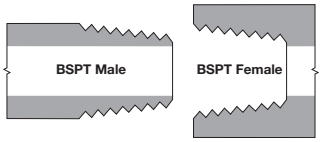

Threads:
British standard taper, BSPT to ISO7-1 and EN10226-2.

Materials:
Suitable for fire protection, automatic sprinkler systems NFPA 13/24 and fittings for above ground

Fittings tested in accordance to BS EN10241:2000, BS EN1562 and dimensions to BS EN10242.

Media:
Suitable for the flow of wate , steam, gas or other non aggresive media.

Suface Finishing:
Two types are available:

Black:
With an anti-corrosive varnish to protect against rust after installation prior to plant conditioning.

Galvanised:
Hot-dip zinc coated to give additional resistance to corrosion, meeting the requirements of ASTM A153

K-LINE CONNECT

Malleable iron fittings suitable for use with drinking water

WRAS APPROVED PRODUCT

K-Line Connect kitemarked fittings are deemed to satisfy the requirements of the United Kingdom Water Regulations (Byelaws).

Female Equal Elbow 90° (151)

Black, BSPT

1094	Thread
K-MI90-14N	1/4"
K-MI90-38N	3/8"
K-MI90-12N	1/2"
K-MI90-34N	3/4"
K-MI90-1N	1"
K-MI90-114N	1.1/4"
K-MI90-112N	1.1/2"
K-MI90-2N	2"
K-MI90-212N	2.1/2"
K-MI90-3N	3"
K-MI90-4N	4"
Tech Sheet 20445	

Galvanised, BSPT

1094	Thread
K-MI90-14	1/4"
K-MI90-38	3/8"
K-MI90-12	1/2"
K-MI90-34	3/4"
K-MI90-1	1"
K-MI90-114	1.1/4"
K-MI90-112	1.1/2"
K-MI90-2	2"
K-MI90-212	2.1/2"
K-MI90-3	3"
K-MI90-4	4"
Tech Sheet 20445	

Male x Female Equal Elbow 90° (152)

Black, BSPT

1094	Thread
K-MI92-14N	1/4"
K-MI92-38N	3/8"
K-MI92-12N	1/2"
K-MI92-34N	3/4"
K-MI92-1N	1"
K-MI92-114N	1.1/4"
K-MI92-112N	1.1/2"
K-MI92-2N	2"
K-MI92-212N	2.1/2"
K-MI92-3N	3"
K-MI92-4N	4"
Tech Sheet 20445	

Galvanised, BSPT

1094	Thread
K-MI92-14	1/4"
K-MI92-38	3/8"
K-MI92-12	1/2"
K-MI92-34	3/4"
K-MI92-1	1"
K-MI92-114	1.1/4"
K-MI92-112	1.1/2"
K-MI92-2	2"
K-MI92-212	2.1/2"
K-MI92-3	3"
K-MI92-4	4"
Tech Sheet 20445	

Female Equal Elbow 45° (155)

Black, BSPT

1094	Thread
K-MI120-38N	3/8"
K-MI120-12N	1/2"
K-MI120-34N	3/4"
K-MI120-1N	1"
K-MI120-114N	1.1/4"
K-MI120-112N	1.1/2"
K-MI120-2N	2"
Tech Sheet 20445	

Galvanised, BSPT

1094	Thread
K-MI120-38	3/8"
K-MI120-12	1/2"
K-MI120-34	3/4"
K-MI120-1	1"
K-MI120-114	1.1/4"
K-MI120-112	1.1/2"
K-MI120-2	2"
Tech Sheet 20445	

Male x Female Equal Elbow 45° (156)

Black, BSPT

1094	Thread
K-MI121-38N	3/8"
K-MI121-12N	1/2"
K-MI121-34N	3/4"
K-MI121-1N	1"
K-MI121-114N	1.1/4"
K-MI121-112N	1.1/2"
K-MI121-2N	2"
Tech Sheet 20445	

Galvanised, BSPT

1094	Thread
K-MI121-38	3/8"
K-MI121-12	1/2"
K-MI121-34	3/4"
K-MI121-1	1"
K-MI121-114	1.1/4"
K-MI121-112	1.1/2"
K-MI121-2	2"
Tech Sheet 20445	

MALLEABLE IRON FITTINGS

K-LINE CONNECT

Female Reducing Elbow 90°

Black, BSPT

1094	Thread	Thread
K-MI90-38-14N	3/8"	1/4"
K-MI90-12-38N	1/2"	3/8"
K-MI90-12-14N	1/2"	1/4"
K-MI90-34-38N	3/4"	3/8"
K-MI90-34-12N	3/4"	1/2"
K-MI90-34-14N	3/4"	1/4"
K-MI90-1-14N	1"	1/4"
K-MI90-1-38N	1"	3/8"
K-MI90-1-12N	1"	1/2"
K-MI90-1-34N	1"	3/4"
K-MI90-114-38N	1.1/4"	3/8"
K-MI90-114-12N	1.1/4"	1/2"
K-MI90-114-34N	1.1/4"	3/4"
K-MI90-114-1N	1.1/4"	1"
K-MI90-112-12N	1.1/2"	1/2"
K-MI90-112-34N	1.1/2"	3/4"
K-MI90-112-1N	1.1/2"	1"
K-MI90-112-114N	1.1/2"	1.1/4"
K-MI90-2-12N	2"	1/2"
K-MI90-2-34N	2"	3/4"
K-MI90-2-1N	2"	1"
K-MI90-2-114N	2"	1.1/4"
K-MI90-2-112N	2"	1.1/2"
K-MI90-212-12N	2.1/2"	1/2"
K-MI90-212-34N	2.1/2"	3/4"
K-MI90-212-1N	2.1/2"	1"
K-MI90-212-114N	2.1/2"	1.1/4"
K-MI90-212-112N	2.1/2"	1.1/2"
K-MI90-212-2N	2.1/2"	2"
K-MI90-3-34N	3"	3/4"
K-MI90-3-1N	3"	1"
K-MI90-3-114N	3"	1.1/4"
K-MI90-3-112N	3"	1.1/2"
K-MI90-3-2N	3"	2"
K-MI90-3-212N	3"	2.1/2"
K-MI90-4-114N	4"	1.1/4"
K-MI90-4-112N	4"	1.1/2"
K-MI90-4-2N	4"	2"
K-MI90-4-212N	4"	2.1/2"
K-MI90-4-3N	4"	3"

Galvanised, BSPT

1094	Thread	Thread
K-MI90-38-14	3/8"	1/4"
K-MI90-12-38	1/2"	3/8"
K-MI90-12-14	1/2"	1/4"
K-MI90-34-38	3/4"	3/8"
K-MI90-34-12	3/4"	1/2"
K-MI90-34-14	3/4"	1/4"
K-MI90-1-14	1"	1/4"
K-MI90-1-38	1"	3/8"
K-MI90-1-12	1"	1/2"
K-MI90-114-38	1.1/4"	3/8"
K-MI90-114-12	1.1/4"	1/2"
K-MI90-114-34	1.1/4"	3/4"
K-MI90-114-1	1.1/4"	1"
K-MI90-112-12	1.1/2"	1/2"
K-MI90-112-34	1.1/2"	3/4"
K-MI90-112-1	1.1/2"	1"
K-MI90-2-12	2"	1/2"
K-MI90-2-34	2"	3/4"
K-MI90-2-1	2"	1"
K-MI90-2-114	2"	1.1/4"
K-MI90-2-112	2"	1.1/2"
K-MI90-212-12	2.1/2"	1/2"
K-MI90-212-34	2.1/2"	3/4"
K-MI90-212-1	2.1/2"	1"
K-MI90-212-114	2.1/2"	1.1/4"
K-MI90-212-112	2.1/2"	1.1/2"
K-MI90-212-2	2.1/2"	2"
K-MI90-3-34	3"	3/4"
K-MI90-3-1	3"	1"
K-MI90-3-114	3"	1.1/4"
K-MI90-3-112	3"	1.1/2"
K-MI90-3-2	3"	2"
K-MI90-3-212	3"	2.1/2"
K-MI90-4-114	4"	1.1/4"
K-MI90-4-112	4"	1.1/2"
K-MI90-4-2	4"	2"
K-MI90-4-212	4"	2.1/2"
K-MI90-4-3	4"	3"

Female Equal Tee (161)

Black, BSPT

1094	Thread
K-MI130-14N	1/4"
K-MI130-38N	3/8"
K-MI130-12N	1/2"
K-MI130-34N	3/4"
K-MI130-1N	1"
K-MI130-114N	1.1/4"
K-MI130-112N	1.1/2"
K-MI130-2N	2"
K-MI130-212N	2.1/2"
K-MI130-3N	3"
K-MI130-4N	4"
Tech Sheet 20446	

Galvanised, BSPT

1094	Thread
K-MI130-14	1/4"
K-MI130-38	3/8"
K-MI130-12	1/2"
K-MI130-34	3/4"
K-MI130-1	1"
K-MI130-114	1.1/4"
K-MI130-112	1.1/2"
K-MI130-2	2"
K-MI130-212	2.1/2"
K-MI130-3	3"
K-MI130-4	4"
Tech Sheet 20446	

K-LINE CONNECT

Malleable iron fittings suitable for use with drinking water

WRAS APPROVED PRODUCT

K-Line Connect kitemarked fittings are deemed to satisfy the requirements of the United Kingdom Water Regulations (Byelaws).

MALLEABLE IRON FITTINGS

K-LINE CONNECT

Female Unequal Branch Tee (161)



Black, BSPT

1094	Thread A	Thread B
K-MI130-38-14N	3/8"	1/2"
K-MI130-12-14N	1/2"	1/4"
K-MI130-12-38N	1/2"	3/8"
K-MI130-12-34N	1/2"	3/4"
K-MI130-34-14N	3/4"	1/4"
K-MI130-34-12N	3/4"	1/2"
K-MI130-1-38N	1"	3/8"
K-MI130-1-12N	1"	1/2"
K-MI130-1-34N	1"	3/4"
K-MI130-114-12N	1.1/4"	1/2"
K-MI130-114-34N	1.1/4"	3/4"
K-MI130-114-1N	1.1/4"	1"
K-MI130-112-12N	1.1/2"	1/2"
K-MI130-112-34N	1.1/2"	3/4"
K-MI130-112-1N	1.1/2"	1"
K-MI130-112-114N	1.1/2"	1.1/4"
K-MI130-2-12N	2"	1/2"
K-MI130-2-34N	2"	3/4"
K-MI130-2-1N	2"	1"
K-MI130-2-114N	2"	1.1/4"
K-MI130-2-112N	2"	1.1/2"
Tech Sheet 20446		

Galvanised, BSPT

1094	Thread A	Thread B
K-MI130-38-14	3/8"	1/4"
K-MI130-12-14	1/2"	1/4"
K-MI130-12-38	1/2"	3/8"
K-MI130-12-34	1/2"	3/4"
K-MI130-34-38	3/4"	3/8"
K-MI130-34-12	3/4"	1/2"
K-MI130-1-38	1"	3/8"
K-MI130-1-12	1"	1/2"
K-MI130-1-34	1"	3/4"
K-MI130-114-12	1.1/4"	1/2"
K-MI130-114-34	1.1/4"	3/4"
K-MI130-114-1	1.1/4"	1"
K-MI130-112-12	1.1/2"	1/2"
K-MI130-112-34	1.1/2"	3/4"
K-MI130-112-1	1.1/2"	1"
K-MI130-112-114	1.1/2"	1.1/4"
K-MI130-2-12	2"	1/2"
K-MI130-2-34	2"	3/4"
K-MI130-2-1	2"	1"
K-MI130-2-114	2"	1.1/4"
K-MI130-2-112	2"	1.1/2"
Tech Sheet 20446		

Female Equal Cross

Black, BSPT

1094	Thread
K-MI180-14N	1/4"
K-MI180-38N	3/8"
K-MI180-12N	1/2"
K-MI180-34N	3/4"
K-MI180-1N	1"
K-MI180-114N	1.1/4"
K-MI180-112N	1.1/2"
K-MI180-2N	2"
K-MI180-212N	2.1/2"
K-MI180-3N	3"
K-MI180-4N	4'

Galvanised, BSPT

1094	Thread
K-MI180-14	1/4"
K-MI180-38	3/8"
K-MI180-12	1/2"
K-MI180-34	3/4"
K-MI180-1	1"
K-MI180-114	1.1/4"
K-MI180-112	1.1/2"
K-MI180-2	2"
K-MI180-212	2.1/2"
K-MI180-3	3"
K-MI180-4	4'

Female Equal Socket (177)

Black, BSPT

1094	Thread
K-MI220-38N	3/8"
K-MI220-12N	1/2"
K-MI220-34N	3/4"
K-MI220-1N	1"
K-MI220-114N	1.1/4"
K-MI220-112N	1.1/2"
K-MI220-2N	2"
K-MI220-212N	2.1/2"
K-MI220-3N	3"
K-MI220-4N	4"
Tech Sheet 20447	

Galvanised, BSPT

1094	Thread
K-MI220-38	3/8"
K-MI220-12	1/2"
K-MI220-34	3/4"
K-MI220-1	1"
K-MI220-114	1.1/4"
K-MI220-112	1.1/2"
K-MI220-2	2"
K-MI220-212	2.1/2"
K-MI220-3	3"
K-MI220-4	4"
Tech Sheet 20447	

FT PRO®

For **Malleable Iron Foot Valves** see page **1436**

MALLEABLE IRON FITTINGS

K-LINE CONNECT

Female Reducing Socket (179)

Black, BSPT

1094	Thread	Thread
K-MI240-38-14N	3/8″	1/4″
K-MI240-12-14N	1/2″	1/4″
K-MI240-12-38N	1/2″	3/8″
K-MI240-34-38N	3/4″	3/8″
K-MI240-34-12N	3/4″	1/2″
K-MI240-1-38N	1″	3/8″
K-MI240-1-12N	1″	1/2″
K-MI240-1-34N	1″	3/4″
K-MI240-114-38N	1.1/4″	3/8″
K-MI240-114-12N	1.1/4″	1/2″
K-MI240-114-34N	1.1/4″	3/4″
K-MI240-114-1N	1.1/4″	1″
K-MI240-112-12N	1.1/2″	1/2″
K-MI240-112-34N	1.1/2″	3/4″
K-MI240-112-1N	1.1/2″	1″
K-MI240-112-114N	1.1/2″	1.1/4″
K-MI240-2-12N	2″	1/2″
K-MI240-2-34N	2″	3/4″
K-MI240-2-1N	2″	1″
K-MI240-2-114N	2″	1.1/4″
K-MI240-2-112N	2″	1.1/2″
Tech Sheet 20447		

Galvanised, BSPT

1094	Thread	Thread
K-MI240-38-14	3/8″	1/4″
K-MI240-12-14	1/2″	1/4″
K-MI240-12-38	1/2″	3/8″
K-MI240-34-38	3/4″	3/8″
K-MI240-34-12	3/4″	1/2″
K-MI240-1-38	1″	3/8″
K-MI240-1-12	1″	1/2″
K-MI240-1-34	1″	3/4″
K-MI240-114-38	1.1/4″	3/8″
K-MI240-114-12	1.1/4″	1/2″
K-MI240-114-34	1.1/4″	3/4″
K-MI240-114-1	1.1/4″	1″
K-MI240-112-12	1.1/2″	1/2″
K-MI240-112-34	1.1/2″	3/4″
K-MI240-112-1	1.1/2″	1″
K-MI240-112-114	1.1/2″	1.1/4″
K-MI240-2-12	2″	1/2″
K-MI240-2-34	2″	3/4″
K-MI240-2-1	2″	1″
K-MI240-2-114	2″	1.1/4″
K-MI240-2-112	2″	1.1/2″
Tech Sheet 20447		

Male x Female Reducing Bush (140)

Black, BSPT

1094	Thread	Thread
K-MI241-38-14N	3/8″	1/4″
K-MI241-12-14N	1/2″	1/4″
K-MI241-12-38N	1/2″	3/8″
K-MI241-34-14N	3/4″	1/4″
K-MI241-34-38N	3/4″	3/8″
K-MI241-34-12N	3/4″	1/2″
K-MI241-1-14N	1″	1/4″
K-MI241-1-38N	1″	3/8″
K-MI241-1-12N	1″	1/2″
K-MI241-1-34N	1″	3/4″
K-MI241-114-12N	1.1/4″	1/2″
K-MI241-114-34N	1.1/4″	3/4″
K-MI241-114-1N	1.1/4″	1″
K-MI241-112-12N	1.1/2″	1/2″
K-MI241-112-34N	1.1/2″	3/4″
K-MI241-112-1N	1.1/2″	1″
K-MI241-112-114N	1.1/2″	1.1/4″
K-MI241-2-12N	2″	1/2″
K-MI241-2-34N	2″	3/4″
K-MI241-2-1N	2″	1″
K-MI241-2-114N	2″	1.1/4″
K-MI241-2-112N	2″	1.1/2″
K-MI241-212-12N	2.1/2″	1/2″
K-MI241-212-34N	2.1/2″	3/4″
K-MI241-212-1N	2.1/2″	1″
K-MI241-212-114N	2.1/2″	1.1/4″
K-MI241-212-112N	2.1/2″	1.1/2″
K-MI241-212-2N	2.1/2″	2″
K-MI241-3-1N	3″	1″
K-MI241-3-112N	3″	1.1/2″
K-MI241-3-2N	3″	2″
K-MI241-3-212N	3″	2.1/2″
K-MI241-4-34N	4″	3/4″
K-MI241-4-1N	4″	1″
K-MI241-4-114N	4″	1.1/4″
K-MI241-4-112N	4″	1.1/2″
K-MI241-4-2N	4″	2″
K-MI241-4-212N	4″	2.1/2″
K-MI241-4-3N	4″	3″
Tech Sheet 20448		

Galvanised, BSPT

1094	Thread	Thread
K-MI241-38-14	3/8″	1/4″
K-MI241-12-14	1/2″	1/4″
K-MI241-12-38	1/2″	3/8″
K-MI241-34-14	3/4″	1/4″
K-MI241-34-38	3/4″	3/8″
K-MI241-34-12	3/4″	1/2″
K-MI241-1-14	1″	1/4″
K-MI241-1-38	1″	3/8″
K-MI241-1-12	1″	1/2″
K-MI241-1-34	1″	3/4″
K-MI241-114-38	1.1/4″	3/8″
K-MI241-114-12	1.1/4″	1/2″
K-MI241-114-34	1.1/4″	3/4″
K-MI241-114-1	1.1/4″	1″
K-MI241-112-12	1.1/2″	1/2″
K-MI241-112-34	1.1/2″	3/4″
K-MI241-112-1	1.1/2″	1″
K-MI241-112-114	1.1/2″	1.1/4″
K-MI241-2-12	2″	1/2″
K-MI241-2-34	2″	3/4″
K-MI241-2-1	2″	1″
K-MI241-2-114	2″	1.1/4″
K-MI241-2-112	2″	1.1/2″
K-MI241-212-12	2.1/2″	1/2″
K-MI241-212-34	2.1/2″	3/4″
K-MI241-212-1	2.1/2″	1″
K-MI241-212-114	2.1/2″	1.1/4″
K-MI241-212-112	2.1/2″	1.1/2″
K-MI241-212-2	2.1/2″	2″
K-MI241-3-1	3″	1″
K-MI241-3-112	3″	1.1/2″
K-MI241-3-2	3″	2″
K-MI241-3-212	3″	2.1/2″
K-MI241-4-34	4″	3/4″
K-MI241-4-1	4″	1″
K-MI241-4-114	4″	1.1/4″
K-MI241-4-112	4″	1.1/2″
K-MI241-4-2	4″	2″
K-MI241-4-212	4″	2.1/2″
K-MI241-4-3	4″	3″
Tech Sheet 20448		

MALLEABLE IRON FITTINGS

K-LINE CONNECT

Plain Plug Hollow (147)



Black, BSPT

1094	Thread
K-MI291-14N	1/4"
K-MI291-38N	3/8"
K-MI291-12N	1/2"
K-MI291-34N	3/4"
K-MI291-1N	1"
K-MI291-114N	1.1/4"
K-MI291-112N	1.1/2"
K-MI291-2N	2"
K-MI291-212N	2.1/2"
K-MI291-3N	3"
K-MI291-4N	4"
Tech Sheet 20450	

Galvanised, BSPT

1094	Thread
K-MI291-14	1/4"
K-MI291-38	3/8"
K-MI291-12	1/2"
K-MI291-34	3/4"
K-MI291-1	1"
K-MI291-114	1.1/4"
K-MI291-112	1.1/2"
K-MI291-2	2"
K-MI291-212	2.1/2"
K-MI291-3	3"
K-MI291-4	4"
Tech Sheet 20450	

Plain Plug Solid (148)

Black, BSPT

1094	Thread
K-MI291S-14N	1/4"
K-MI291S-38N	3/8"
K-MI291S-12N	1/2"
K-MI291S-34N	3/4"
K-MI291S-1N	1"
K-MI291S-114N	1.1/4"
K-MI291S-112N	1.1/2"
K-MI291S-2N	2"
K-MI291S-212N	2.1/2"
K-MI291S-3N	3"
K-MI291S-4N	4"
Tech Sheet 20450	

Galvanised, BSPT

1094	Thread
K-MI291S-14	1/4"
K-MI291S-38	3/8"
K-MI291S-12	1/2"
K-MI291S-34	3/4"
K-MI291S-1	1"
K-MI291S-114	1.1/4"
K-MI291S-112	1.1/2"
K-MI291S-2	2"
K-MI291S-212	2.1/2"
K-MI291S-3	3"
K-MI291S-4	4"
Tech Sheet 20450	

Backnut



Black, BSPT

1094	Thread
K-MI310-14N	1/4"
K-MI310-38N	3/8"
K-MI310-12N	1/2"
K-MI310-34N	3/4"
K-MI310-114N	1.1/4"
K-MI310-112N	1.1/2"
K-MI310-2N	2"
K-MI310-212N	2.1/2"
K-MI310-3N	3"
K-MI310-4N	4"
Tech Sheet 68727	

Galvanised, BSPT

1094	Thread
K-MI310-38	3/8"
K-MI310-12	1/2"
K-MI310-34	3/4"
K-MI310-1	1"
K-MI310-114	1.1/4"
K-MI310-2	2"
K-MI310-212	2.1/2"
K-MI310-3	3"
K-MI310-4	4"
Tech Sheet 68727	

FT PRO®

For **Forged Steel Flanges**
see page **1386**

MALLEABLE IRON FITTINGS

K-LINE CONNECT

Cap Rounded (185)

Black, BSPT

1094	Thread
K-MI300-38N	3/8"
K-MI300-12N	1/2"
K-MI300-34N	3/4"
K-MI300-1N	1"
K-MI300-114N	1.1/4"
K-MI300-112N	1.1/2"
K-MI300-2N	2"
Tech Sheet 20451	

Galvanised, BSPT

1094	Thread
K-MI300-14	1/4"
K-MI300-38	3/8"
K-MI300-12	1/2"
K-MI300-34	3/4"
K-MI300-1	1"
K-MI300-114	1.1/4"
K-MI300-112	1.1/2"
K-MI300-2	2"
Tech Sheet 20451	

Female Union Flat Seat (290)



Galvanised, BSPT

1094	Thread
K-MI330-38	3/8"
K-MI330-12	1/2"
K-MI330-34	3/4"
K-MI330-1	1"
K-MI330-114	1.1/4"
K-MI330-112	1.1/2"
K-MI330-2	2"
K-MI330-212	2.1/2"
K-MI330-3	3"
K-MI330-4	4"
Tech Sheet 20452	

Black, BSPT

1094	Thread
K-MI330-38N	3/8"
K-MI330-12N	1/2"
K-MI330-34N	3/4"
K-MI330-1N	1"
K-MI330-114N	1.1/4"
K-MI330-112N	1.1/2"
K-MI330-2N	2"
K-MI330-212N	2.1/2"
K-MI330-3N	3"
K-MI330-4N	4"
Tech Sheet 20452	

Female x Male Union Flat Seat (257)

Black, BSPT

1094	Thread
K-MI331-12N	1/2"
K-MI331-34N	3/4"
K-MI331-1N	1"
K-MI331-114N	1.1/4"
K-MI331-112N	1.1/2"
K-MI331-2N	2"
Tech Sheet 20452	

Galvanised, BSPT

1094	Thread
K-MI331-12	1/2"
K-MI331-34	3/4"
K-MI331-1	1"
K-MI331-114	1.1/4"
K-MI331-112	1.1/2"
K-MI331-2	2"
Tech Sheet 20452	

Female Union, Navy, Double Bronze Seat (289)

Black, BSPT

1094	Thread
K-MI342A-12N	1/2"
K-MI342A-34N	3/4"
K-MI342A-1N	1"
K-MI342A-114N	1.1/4"
K-MI342A-112N	1.1/2"
K-MI342A-2N	2"
Tech Sheet 20452	

Galvanised, BSPT

1094	Thread
K-MI342A-12	1/2"
K-MI342A-34	3/4"
K-MI342A-1	1"
K-MI342A-114	1.1/4"
K-MI342A-112	1.1/2"
K-MI342A-2	2"
Tech Sheet 20452	

TOTAL

For **G Clamp**
see page **1740**

MALLEABLE IRON FITTINGS

Threads:
Threads are British Standard taper to IS07 and BS21.
All male threads are BSPT and female threads are BSPP to EN 10226-1 and EN ISO 228-1

Materials:
Whiteheart malleable cast iron EN-GJMW-400-5 to EN 1562

Media:
Suitable for the flow of wate , steam, gas or other non aggressive media.

Surface Finishing:
Two types are available:

Black:
With an anti-corrosive varnish to protect against rust after installation prior to plant conditioning.

Galvanised:
Hot-dip zinc coated to give additional resistance to corrosion

Maximum Working Pressure:
25 bar @ -20°C to +120°C
20 bar @ -50°C (intermittent) to +300°C

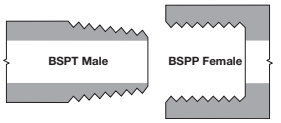

Female x Male Equal Bend, Long (1)

Black, BSPP Female x BSPT Male

0217	Thread
GF1-14N	1/4"
GF1-38N	3/8"
GF1-12N	1/2"
GF1-34N	3/4"
GF1-1N	1"
GF1-114N	1.1/4"
GF1-112N	1.1/2"
GF1-2N	2"
GF1-212N	2.1/2"
GF1-3N	3"
GF1-4N	4"

Tech Sheet 1764

Galvanised, BSPP Female x BSPT Male

0217	Thread
GF1-14	1/4"
GF1-38	3/8"
GF1-12	1/2"
GF1-34	3/4"
GF1-1	1"
GF1-114	1.1/4"
GF1-112	1.1/2"
GF1-2	2"
GF1-212	2.1/2"
GF1-3	3"

Tech Sheet 1764

Female x Male Equal Bend, Short (1a)

Black, BSPP Female x BSPT Male

0217	Thread
GF1A-14N	1/4"
GF1A-38N	3/8"
GF1A-12N	1/2"
GF1A-34N	3/4"
GF1A-1N	1"
GF1A-114N	1.1/4"
GF1A-112N	1.1/2"
GF1A-2N	2"
GF1A-212N	2.1/2"
GF1A-3N	3"
GF1A-4N	4"

Tech Sheet 1764

Galvanised, BSPP Female x BSPT Male

0217	Thread
GF1A-14	1/4"
GF1A-38	3/8"
GF1A-12	1/2"
GF1A-34	3/4"
GF1A-1	1"
GF1A-114	1.1/4"
GF1A-112	1.1/2"
GF1A-2	2"
GF1A-3	3"
GF1A-4	4"

Tech Sheet 1764

Female Equal Bend, Long (2)

Black, BSPP Female

0217	Thread
GF2-14N	1/4"
GF2-38N	3/8"
GF2-12N	1/2"
GF2-34N	3/4"
GF2-1N	1"
GF2-114N	1.1/4"
GF2-112N	1.1/2"
GF2-2N	2"
GF2-212N	2.1/2"
GF2-3N	3"
GF2-4N	4"

Tech Sheet 1765

Galvanised, BSPP Female

0217	Thread
GF2-14	1/4"
GF2-38	3/8"
GF2-12	1/2"
GF2-34	3/4"
GF2-1	1"
GF2-114	1.1/4"
GF2-112	1.1/2"
GF2-2	2"
GF2-212	2.1/2"
GF2-3	3"

Tech Sheet 1765

MALLEABLE IRON FITTINGS

Female Equal Bend, Short (2a)

Black, BSPP Female

0217	Thread
GF2A-14N	1/4"
GF2A-38N	3/8"
GF2A-12N	1/2"
GF2A-34N	3/4"
GF2A-1N	1"
GF2A-114N	1.1/4"
GF2A-112N	1.1/2"
GF2A-2N	2"
GF2A-212N	2.1/2"
GF2A-3N	3"
GF2A-4N	4"
Tech Sheet 1765	

Galvanised, BSPP Female

0217	Thread
GF2A-14	1/4"
GF2A-38	3/8"
GF2A-12	1/2"
GF2A-34	3/4"
GF2A-1	1"
GF2A-114	1.1/4"
GF2A-112	1.1/2"
GF2A-2	2"
GF2A-212	2.1/2"
GF2A-3	3"
GF2A-4	4"
Tech Sheet 1765	

Male Equal Bend, Long (3)

Black, BSPT Male

0217	Thread
GF3-12N	1/2"
GF3-34N	3/4"
GF3-1N	1"
GF3-114N	1.1/4"
GF3-112N	1.1/2"
GF3-2N	2"
Tech Sheet 1766	

Galvanised, BSPT Male

0217	Thread
GF3-12	1/2"
GF3-34	3/4"
GF3-1	1"
GF3-114	1.1/4"
GF3-112	1.1/2"
GF3-2	2"
Tech Sheet 1766	

Male x Female Equal Bend, Long (40)

Black, BSPT Male x BSPP Female

0217	Thread
GF40-12N	1/2"
GF40-34N	3/4"
GF40-1N	1"
GF40-114N	1.1/4"
GF40-112N	1.1/2"
GF40-2N	2"
Tech Sheet 1766	

Galvanised, BSPT Male x BSPP Female

0217	Thread
GF40-12	1/2"
GF40-34	3/4"
GF40-1	1"
GF40-114	1.1/4"
GF40-112	1.1/2"
GF40-2	2"
Tech Sheet 1766	

Female Equal Return Bend (60)

Black, BSPP Female

0217	Thread
GF60-12N	1/2"
GF60-34N	3/4"
GF60-1N	1"
GF60-112N	1.1/2"
GF60-2N	2"
Tech Sheet 1767	

Galvanised, BSPP Female

0217	Thread
GF60-12	1/2"
GF60-34	3/4"
GF60-1	1"
GF60-114	1.1/4"
GF60-112	1.1/2"
GF60-2	2"
Tech Sheet 1767	

FT PRO®

Customers who bought from this page also purchased...

Hose Reels
see pages **1448-1453**

MALLEABLE IRON FITTINGS

Female Equal Elbow (90)

Black, BSPP Female

0217	Thread
GF90-18N	1/8"
GF90-14N	1/4"
GF90-38N	3/8"
GF90-12N	1/2"
GF90-34N	3/4"
GF90-1N	1"
GF90-114N	1.1/4"
GF90-112N	1.1/2"
GF90-2N	2"
GF90-212N	2.1/2"
GF90-3N	3"
GF90-4N	4"
GF90-5N	5"
Tech Sheet 1769	

Galvanised, BSPP Female

0217	Thread
GF90-18	1/8"
GF90-14	1/4"
GF90-38	3/8"
GF90-12	1/2"
GF90-34	3/4"
GF90-1	1"
GF90-114	1.1/4"
GF90-112	1.1/2"
GF90-2	2"
GF90-212	2.1/2"
GF90-3	3"
GF90-4	4"
GF90-5	5"
Tech Sheet 1769	

Female Reducing Elbow (90)

Black, BSPP Female x BSPP Female

0217	Thread	Thread
GF90-38-14N	3/8"	1/4"
GF90-12-14N	1/2"	1/4"
GF90-12-38N	1/2"	3/8"
GF90-34-12N	3/4"	1/2"
GF90-10-12N	1"	1/2"
GF90-1-34N	1"	3/4"
GF90-114-1N	1.1/4"	1"
Tech Sheet 1769		

Galvanised, BSPP Female x BSPP Female

0217	Thread	Thread
GF90-12-14	1/2"	1/4"
GF90-12-38	1/2"	3/8"
GF90-34-12	3/4"	1/2"
GF90-10-12	1"	1/2"
GF90-1-34	1"	3/4"
GF90-114-1	1.1/4"	1"
Tech Sheet 1769		

Male x Female Equal Elbow (92)

Black, BSPT Male x BSPP Female

0217	Thread
GF92-18N	1/8"
GF92-14N	1/4"
GF92-38N	3/8"
GF92-12N	1/2"
GF92-34N	3/4"
GF92-1N	1"
GF92-114N	1.1/4"
GF92-112N	1.1/2"
GF92-2N	2"
GF92-212N	2.1/2"
GF92-3N	3"
GF92-4N	4"
Tech Sheet 1768	

Galvanised, BSPT Male x BSPP Female

0217	Thread
GF92-18	1/8"
GF92-14	1/4"
GF92-38	3/8"
GF92-12	1/2"
GF92-34	3/4"
GF92-1	1"
GF92-114	1.1/4"
GF92-112	1.1/2"
GF92-2	2"
GF92-212	2.1/2"
GF92-3	3"
Tech Sheet 1768	

Male x Female Reducing Elbow (92)

Black, BSPT Male x BSPP Female

0217	Female Thread	Male Thread
GF92-34-12N	3/4"	1/2"
GF92-1-34N	1"	3/4"

Galvanised, BSPT Male x BSPP Female

0217	Female Thread	Male Thread
GF92-34-12	3/4"	1/2"
GF92-1-34	1"	3/4"

MALLEABLE IRON FITTINGS

Male Equal Elbow (94)

Black, BSPT Male

0217	Thread
GF94-34N	3/4"
GF94-1N	1"
Tech Sheet 1770	

Galvanised, BSPT Male

0217	Thread
GF94-34	3/4"
GF94-1	1"
Tech Sheet 1770	

Female Equal Union Elbow, Taper Seat (96)

Black, BSPP Female

0217	Thread
GF96-12N	1/2"
GF96-34N	3/4"
GF96-1N	1"
GF96-114N	1.1/4"
GF96-112N	1.1/2"
GF96-2N	2"
Tech Sheet 1771	

Galvanised, BSPP Female

0217	Thread
GF96-12	1/2"
GF96-34	3/4"
GF96-1	1"
GF96-114	1.1/4"
GF96-112	1.1/2"
GF96-2	2"
Tech Sheet 1771	

Male x Female Equal Union Elbow, Taper Seat (98)

Black, BSPT Male x BSPP Female

0217	Thread
GF98-12N	1/2"
GF98-34N	3/4"
GF98-1N	1"
GF98-114N	1.1/4"
GF98-112N	1.1/2"
GF98-2N	2"
Tech Sheet 1772	

Galvanised, BSPT Male x BSPP Female

0217	Thread
GF98-12	1/2"
GF98-1	1"
GF98-114	1.1/4"
GF98-112	1.1/2"
GF98-2	2"
Tech Sheet 1772	

Female Equal Elbow 45º (120)

Black, BSPP Female

0217	Thread
GF120-12N	1/2"
GF120-34N	3/4"
GF120-1N	1"
GF120-114N	1.1/4"
GF120-112N	1.1/2"
GF120-2N	2"
GF120-212N	2.1/2"
GF120-3N	3"
Tech Sheet 1773	

Galvanised, BSPP Female

0217	Thread
GF120-12	1/2"
GF120-34	3/4"
GF120-1	1"
GF120-114	1.1/4"
GF120-112	1.1/2"
GF120-2	2"
GF120-3	3"
Tech Sheet 1773	

Male x Female Equal Elbow 45º (121)

Black, BSPT Male x BSPP Female

0217	Thread
GF121-38N	3/8"
GF121-12N	1/2"
GF121-34N	3/4"
GF121-1N	1"
GF121-114N	1.1/4"
GF121-112N	1.1/2"
GF121-2N	2"
Tech Sheet 1774	

Galvanised, BSPT Male x BSPP Female

0217	Thread
GF121-38	3/8"
GF121-12	1/2"
GF121-34	3/4"
GF121-1	1"
GF121-114	1.1/4"
GF121-112	1.1/2"
GF121-2	2"
GF121-212	2.1/2"
GF121-3	3"
Tech Sheet 1774	

FT PRO®

You might also need...

Screwed & Socketed Steel Tubing

...see page **1383**

MALLEABLE IRON FITTINGS

Female Equal Tee (130)

Black, BSPP Female

0217	Thread
GF130-14N	1/4″
GF130-38N	3/8″
GF130-12N	1/2″
GF130-34N	3/4″
GF130-1N	1″
GF130-114N	1.1/4″
GF130-112N	1.1/2″
GF130-2N	2″
GF130-212N	2.1/2″
GF130-3N	3″
GF130-4N	4″
GF130-5N	5″
GF130-6N	6″
Tech Sheet 1774	

Galvanised, BSPP Female

0217	Thread
GF130-14	1/4″
GF130-38	3/8″
GF130-12	1/2″
GF130-34	3/4″
GF130-1	1″
GF130-114	1.1/4″
GF130-112	1.1/2″
GF130-2	2″
GF130-212	2.1/2″
GF130-3	3″
GF130-5	5″
Tech Sheet 1774	

Unequal Tee, Reducing on Branch (130)

Black, BSPP

0217	Thread A	Thread B
GF130-38-14N	3/8″	1/4″
GF130-12-14N	1/2″	1/4″
GF130-12-38N	1/2″	3/8″
GF130-12-34N	1/2″	3/4″
GF130-34-14N	3/4″	1/4″
GF130-34-38N	3/4″	3/8″
GF130-34-12N	3/4″	1/2″
GF130-34-1N	3/4″	1″
GF130-1-38N	1″	3/8″
GF130-1-12N	1″	1/2″
GF130-1-34N	1″	3/4″
GF130-1-114N	1″	1.1/4″
GF130-1-112N	1″	1.1/2″
GF130-114-12N	1.1/4″	1/2″
GF130-114-34N	1.1/4″	3/4″
GF130-114-1N	1.1/4″	1″
GF130-112-12N	1.1/2″	1/2″
GF130-112-34N	1.1/2″	3/4″
GF130-112-1N	1.1/2″	1″
GF130-112-114N	1.1/2″	1.1/4″
GF130-112-2N	1.1/2″	2″
GF130-2-12N	2″	1/2″
GF130-2-34N	2″	3/4″
GF130-2-1N	2″	1″
GF130-2-114N	2″	1.1/4″
GF130-2-112N	2″	1.1/2″
GF130-2-212N	2″	2.1/2″
GF130-212-12N	2.1/2″	1/2″
GF130-212-34N	2.1/2″	3/4″
GF130-212-1N	2.1/2″	1″
GF130-212-114N	2.1/2″	1.1/4″
GF130-212-112N	2.1/2″	1.1/2″
GF130-212-2N	2.1/2″	2″
GF130-3-34N	3″	3/4″
GF130-3-1N	3″	1″
GF130-3-114N	3″	1.1/4″
GF130-3-112N	3″	1.1/2″
GF130-3-2N	3″	2″
GF130-3-212N	3″	2.1/2″
GF130-4-1N	4″	1″
GF130-4-112N	4″	1.1/2″
GF130-4-2N	4″	2″
GF130-4-212N	4″	2.1/2″
GF130-4-3N	4″	3″
Tech Sheet 1775		

Galvanised, BSPP

0217	Thread A	Thread B
GF130-38-14	3/8″	1/4″
GF130-12-14	1/2″	1/4″
GF130-12-38	1/2″	3/8″
GF130-12-34	1/2″	3/4″
GF130-34-14	3/4″	1/4″
GF130-34-38	3/4″	3/8″
GF130-34-12	3/4″	1/2″
GF130-34-1	3/4″	1″
GF130-1-38	1″	3/8″
GF130-1-12	1″	1/2″
GF130-1-34	1″	3/4″
GF130-1-114	1″	1.1/4″
GF130-1-112	1″	1.1/2″
GF130-114-12	1.1/4″	1/2″
GF130-114-34	1.1/4″	3/4″
GF130-114-1	1.1/4″	1″
GF130-112-12	1.1/2″	1/2″
GF130-112-34	1.1/2″	3/4″
GF130-112-1	1.1/2″	1″
GF130-112-114	1.1/2″	1.1/4″
GF130-112-2	1.1/2″	2″
GF130-2-12	2″	1/2″
GF130-2-34	2″	3/4″
GF130-2-1	2″	1″
GF130-2-114	2″	1.1/4″
GF130-2-112	2″	1.1/2″
GF130-2-212	2″	2.1/2″
GF130-212-12	2.1/2″	1/2″
GF130-212-34	2.1/2″	3/4″
GF130-212-1	2.1/2″	1″
GF130-212-114	2.1/2″	1.1/4″
GF130-212-112	2.1/2″	1.1/2″
GF130-212-2	2.1/2″	2″
GF130-3-34	3″	3/4″
GF130-3-1	3″	1″
GF130-3-114	3″	1.1/4″
GF130-3-112	3″	1.1/2″
GF130-3-2	3″	2″
GF130-3-212	3″	2.1/2″
GF130-4-1	4″	1″
GF130-4-112	4″	1.1/2″
GF130-4-2	4″	2″
GF130-4-3	4″	3″
Tech Sheet 1775		

MALLEABLE IRON FITTINGS

Unequal Tee, Reducing on Run/Branch (130)

Black, BSPP

0217	Thread A	Thread B	Thread C
GF130-12-38-38N	1/2″	3/8″	3/8″
GF130-34-12-12N	3/4″	1/2″	1/2″
GF130-34-12-34N	3/4″	1/2″	3/4″
GF130-1-12-1N	1″	1/2″	1″
GF130-1-34-12N	1″	3/4″	1/2″
GF130-1-34-34N	1″	3/4″	3/4″
GF130-1-34-1N	1″	3/4″	1″
GF130-114-12114N	1.1/4″	1/2″	1.1/4″
GF130-114-1-12N	1.1/4″	1″	1/2″
GF130-114-1-34N	1.1/4″	1″	3/4″
GF130-114-1-1N	1.1/4″	1″	1″
GF130-114-1-114N	1.1/4″	1″	1.1/4″
GF130-112-12112N	1.1/2″	1/2″	1.1/2″
GF130-112-1-1N	1.1/2″	1″	1″
GF130-112-1-112N	1.1/2″	1″	1.1/2″
GF130-112-11412N	1.1/2″	1.1/4″	1/2″
GF130-112-114-1N	1.1/2″	1.1/4″	1″
GF130-112114114N	1.1/2″	1.1/4″	1.1/4″
GF130-2-12-2N	2″	1/2″	2″
GF130-2-34-2N	2″	3/4″	2″
GF130-2-1-2N	2″	1″	2″
GF130-2-112-1N	2″	1.1/2″	1″
GF130-2-112-114N	2″	1.1/2″	1.1/4″
GF130-2-112-112N	2″	1.1/2″	1.1/2″
GF130-2-112-2N	2″	1.1/2″	2″
GF130-212112212N	2.1/2″	1.1/2″	2.1/2″
GF130-212-2-2N	2.1/2″	2″	2″

Tech Sheet 1776

Galvanised, BSPP

0217	Thread A	Thread B	Thread C
GF130-12-38-38	1/2″	3/8″	3/8″
GF130-34-12-12	3/4″	1/2″	1/2″
GF130-34-12-34	3/4″	1/2″	3/4″
GF130-1-12-1	1″	1/2″	1″
GF130-1-34-12	1″	3/4″	1/2″
GF130-1-34-34	1″	3/4″	3/4″
GF130-1-34-1	1″	3/4″	1″
GF130-114-12-114	1.1/4″	1/2″	1.1/4″
GF130-114-1-12	1.1/4″	1″	1/2″
GF130-114-1-34	1.1/4″	1″	3/4″
GF130-114-1-1	1.1/4″	1″	1″
GF130-114-1-114	1.1/4″	1″	1.1/4″
GF130-112-12-112	1.1/2″	1/2″	1.1/2″
GF130-112-1-1	1.1/2″	1″	1″
GF130-112-1-112	1.1/2″	1″	1.1/2″
GF130-112-11412	1.1/2″	1.1/4″	1/2″
GF130-112-114-1	1.1/2″	1.1/4″	1″
GF130-112-114114	1.1/2″	1.1/4″	1.1/4″
GF130-2-12-2	2″	1/2″	2″
GF130-2-34-2	2″	3/4″	2″
GF130-2-1-2	2″	1″	2″
GF130-2-112-1	2″	1.1/2″	1″
GF130-2-112-114	2″	1.1/2″	1.1/4″
GF130-2-112-2	2″	1.1/2″	2″
GF130-212-112212	2.1/2″	1.1/2″	2.1/2″
GF130-212-2-2	2.1/2″	2″	2″
GF130-3-2-2	3″	2″	2″

Tech Sheet 1776

Female Equal Pitcher Tee (131)

Black, BSPP Female

0217	Thread
GF131-12N	1/2″
GF131-34N	3/4″
GF131-1N	1″
GF131-114N	1.1/4″
GF131-112N	1.1/2″
GF131-2N	2″
GF131-212N	2.1/2″
GF131-3N	3″
GF131-4N	4″

Tech Sheet 1776

Galvanised, BSPP Female

0217	Thread
GF131-12	1/2″
GF131-34	3/4″
GF131-1	1″
GF131-114	1.1/4″
GF131-112	1.1/2″
GF131-2	2″
GF131-212	2.1/2″
GF131-3	3″

Tech Sheet 1776

FT PRO®



For **Flexible Rubber Bellows**
see page **1388**

MALLEABLE IRON FITTINGS

Female Pitcher Tee, Reducing on Branch (131)



Black, BSPP

0217	Thread A	Thread B
GF131-34-12N	3/4"	1/2"
GF131-1-12N	1"	1/2"
GF131-1-34N	1"	3/4"
GF131-114-12N	1.1/4"	1/2"
GF131-114-34N	1.1/4"	3/4"
GF131-114-1N	1.1/4"	1"
GF131-112-34N	1.1/2"	3/4"
GF131-112-1N	1.1/2"	1"
GF131-112-114N	1.1/2"	1.1/4"
GF131-2-34N	2"	3/4"
GF131-2-1N	2"	1"
GF131-2-114N	2"	1.1/4"
GF131-2-112N	2"	1.1/2"
GF131-3-2N	3"	2"
Tech Sheet 1777		

Galvanised, BSPP

0217	Thread A	Thread B
GF131-34-12	3/4"	1/2"
GF131-1-12	1"	1/2"
GF131-1-34	1"	3/4"
GF131-114-12	1.1/4"	1/2"
GF131-114-34	1.1/4"	3/4"
GF131-114-1	1.1/4"	1"
GF131-112-34	1.1/2"	3/4"
GF131-112-1	1.1/2"	1"
GF131-112-114	1.1/2"	1.1/4"
GF131-2-34	2"	3/4"
GF131-2-1	2"	1"
GF131-2-114	2"	1.1/4"
GF131-2-112	2"	1.1/2"
GF131-212-114	2.1/2"	1.1/4"
GF131-3-2	3"	2"
Tech Sheet 1777		

Female Pitcher Tee, Reducing on Run/Branch (131)



Black, BSPP

0217	Thread A	Thread B	Thread C
GF131-34-12-12N	3/4"	1/2"	1/2"
GF131-1-34-34N	1"	3/4"	3/4"
Tech Sheet 1777			

Galvanised, BSPP

0217	Thread A	Thread B	Thread C
GF131-34-12-12	3/4"	1/2"	1/2"
GF131-1-34-34	1"	3/4"	3/4"
Tech Sheet 1777			

Female Equal Twin Elbow (132)

Black, BSPP Female

0217	Thread
GF132-12N	1/2"
GF132-34N	3/4"
GF132-1N	1"
GF132-114N	1.1/4"
GF132-112N	1.1/2"
GF132-2N	2"
Tech Sheet 1778	

Galvanised, BSPP Female

0217	Thread
GF132-12	1/2"
GF132-34	3/4"
GF132-1	1"
GF132-114	1.1/4"
GF132-112	1.1/2"
Tech Sheet 1778	

Female Equal Cross (180)

Black, BSPP Female

0217	Thread
GF180-12N	1/2"
GF180-34N	3/4"
GF180-1N	1"
GF180-114N	1.1/4"
GF180-112N	1.1/2"
GF180-2N	2"
GF180-212N	2.1/2"
GF180-3N	3"
GF180-4N	4"
Tech Sheet 1779	

Galvanised, BSPP Female

0217	Thread
GF180-12	1/2"
GF180-34	3/4"
GF180-1	1"
GF180-114	1.1/4"
GF180-112	1.1/2"
GF180-2	2"
GF180-212	2.1/2"
GF180-3	3"
GF180-4	4"
Tech Sheet 1779	

MALLEABLE IRON FITTINGS

Female Reducing Socket (240)

Black, BSPP Female

0217	Thread	Thread
GF240-14-18N *	1/4″	1/8″
GF240-38-14N *	3/8″	1/4″
GF240-12-14N	1/2″	1/4″
GF240-12-38N	1/2″	3/8″
GF240-34-38N	3/4″	3/8″
GF240-34-12N	3/4″	1/2″
GF240-1-12N	1″	1/2″
GF240-1-34N	1″	3/4″
GF240-114-12N	1.1/4″	1/2″
GF240-114-34N	1.1/4″	3/4″
GF240-114-1N	1.1/4″	1″
GF240-112-12N	1.1/2″	1/2″
GF240-112-34N	1.1/2″	3/4″
GF240-112-1N	1.1/2″	1″
GF240-112-114N	1.1/2″	1.1/4″
GF240-2-34N	2″	3/4″
GF240-2-1N	2″	1″
GF240-2-114N	2″	1.1/4″
GF240-2-112N	2″	1.1/2″
GF240-212-112N	2.1/2″	1.1/2″
GF240-212-2N	2.1/2″	2″
GF240-3-112N	3″	1.1/2″
GF240-3-2N	3″	2″
GF240-3-212N	3″	2.1/2″
GF240-4-2N	4″	2″
GF240-4-212N	4″	2.1/2″
GF240-4-3N	4″	3″
	Tech Sheet 1780	

Galvanised, BSPP Female

0217	Thread	Thread
GF240-14-18 *	1/4″	1/8″
GF240-38-14 *	3/8″	1/4″
GF240-12-14	1/2″	1/4″
GF240-34-38	3/4″	3/8″
GF240-34-12	3/4″	1/2″
GF240-1-12	1″	1/2″
GF240-1-34	1″	3/4″
GF240-114-12	1.1/4″	1/2″
GF240-114-34	1.1/4″	3/4″
GF240-114-1	1.1/4″	1″
GF240-112-12	1.1/2″	1/2″
GF240-112-34	1.1/2″	3/4″
GF240-112-1	1.1/2″	1″
GF240-112-114	1.1/2″	1.1/4″
GF240-2-34	2″	3/4″
GF240-2-1	2″	1″
GF240-2-114	2″	1.1/4″
GF240-2-112	2″	1.1/2″
GF240-212-112	2.1/2″	1.1/2″
GF240-212-2	2.1/2″	2″
GF240-3-112	3″	1.1/2″
GF240-3-2	3″	2″
GF240-3-212	3″	2.1/2″
GF240-4-2	4″	2″
GF240-4-212	4″	2.1/2″
GF240-4-3	4″	3″
	Tech Sheet 1780	

***These types of fittings are made of steel (galvanised finish – electro plated) and therefore unsuitable for potable water inst lations.**

FT PRO®

For **Pipeclamps Handrail Systems**
see page **1393**

MALLEABLE IRON FITTINGS

Male x Female Reducing Bush (241)

Black, BSPT Male x BSPP Female

0217	Thread	Thread
GF241-14-18N*	1/4"	1/8"
GF241-38-18N*	3/8"	1/8"
GF241-38-14N*	3/8"	1/4"
GF241-12-18N	1/2"	1/8"
GF241-12-14N	1/2"	1/4"
GF241-12-38N	1/2"	3/8"
GF241-34-14N	3/4"	1/4"
GF241-34-38N	3/4"	3/8"
GF241-34-12N	3/4"	1/2"
GF241-1-14N	1"	1/4"
GF241-1-38N	1"	3/8"
GF241-1-12N	1"	1/2"
GF241-1-34N	1"	3/4"
GF241-114-38N	1.1/4"	3/8"
GF241-114-12N	1.1/4"	1/2"
GF241-114-34N	1.1/4"	3/4"
GF241-114-1N	1.1/4"	1"
GF241-112-38N	1.1/2"	3/8"
GF241-112-12N	1.1/2"	1/2"
GF241-112-34N	1.1/2"	3/4"
GF241-112-1N	1.1/2"	1"
GF241-112-114N	1.1/2"	1.1/4"
GF241-2-12N	2"	1/2"
GF241-2-34N	2"	3/4"
GF241-2-1N	2"	1"
GF241-2-114N	2"	1.1/4"
GF241-2-112N	2"	1.1/2"
GF241-212-1N	2.1/2"	1"
GF241-212-114N	2.1/2"	1.1/4"
GF241-212-112N	2.1/2"	1.1/2"
GF241-212-2N	2.1/2"	2"
GF241-3-1N	3"	1"
GF241-3-114N	3"	1.1/4"
GF241-3-112N	3"	1.1/2"
GF241-3-2N	3"	2"
GF241-3-212N	3"	2.1/2"
GF241-4-2N	4"	2"
GF241-4-212N	4"	2.1/2"
GF241-4-3N	4"	3"
GF241-6-4N	6"	4"
Tech Sheet 1781		

Galvanised, BSPT Male x BSPP Female

0217	Thread	Thread
GF241-14-18*	1/4"	1/8"
GF241-38-18*	3/8"	1/8"
GF241-38-14*	3/8"	1/4"
GF241-12-18	1/2"	1/8"
GF241-12-14	1/2"	1/4"
GF241-12-38	1/2"	3/8"
GF241-34-14	3/4"	1/4"
GF241-34-38	3/4"	3/8"
GF241-34-12	3/4"	1/2"
GF241-1-14	1"	1/4"
GF241-1-38	1"	3/8"
GF241-1-12	1"	1/2"
GF241-1-34	1"	3/4"
GF241-114-38	1.1/4"	3/8"
GF241-114-12	1.1/4"	1/2"
GF241-114-34	1.1/4"	3/4"
GF241-114-1	1.1/4"	1"
GF241-112-38	1.1/2"	3/8"
GF241-112-12	1.1/2"	1/2"
GF241-112-34	1.1/2"	3/4"
GF241-112-1	1.1/2"	1"
GF241-112-114	1.1/2"	1.1/4"
GF241-2-12	2"	1/2"
GF241-2-34	2"	3/4"
GF241-2-1	2"	1"
GF241-2-114	2"	1.1/4"
GF241-2-112	2"	1.1/2"
GF241-212-1	2.1/2"	1"
GF241-212-114	2.1/2"	1.1/4"
GF241-212-2	2.1/2"	2"
GF241-3-1	3"	1"
GF241-3-114	3"	1.1/4"
GF241-3-112	3"	1.1/2"
GF241-3-2	3"	2"
GF241-3-212	3"	2.1/2"
GF241-4-2	4"	2"
GF241-4-212	4"	2.1/2"
GF241-4-3	4"	3"
Tech Sheet 1781		

Male Reducing Hexagon Nipple (245)

Black, BSPT Male x BSPT Male

0217	Thread	Thread
GF245-14-18N*	1/4"	1/8"
GF245-38-14N*	3/8"	1/4"
GF245-12-14N	1/2"	1/4"
GF245-12-38N	1/2"	3/8"
GF245-34-38N	3/4"	3/8"
GF245-34-12N	3/4"	1/2"
GF245-1-12N	1"	1/2"
GF245-1-34N	1"	3/4"
GF245-114-34N	1.1/4"	3/4"
GF245-114-1N	1.1/4"	1"
GF245-112-1N	1.1/2"	1"
GF245-112-114N	1.1/2"	1.1/4"
GF245-2-1N	2"	1"
GF245-2-114N	2"	1.1/4"
GF245-2-112N	2"	1.1/2"
GF245-3-2N	3"	2"
Tech Sheet 1782		

Galvanised, BSPT Male x BSPT Male

0217	Thread	Thread
GF245-14-18*	1/4"	1/8"
GF245-38-14*	3/8"	1/4"
GF245-12-14	1/2"	1/4"
GF245-12-38	1/2"	3/8"
GF245-34-38	3/4"	3/8"
GF245-34-12	3/4"	1/2"
GF245-1-12	1"	1/2"
GF245-1-34	1"	3/4"
GF245-114-34	1.1/4"	3/4"
GF245-114-1	1.1/4"	1"
GF245-112-1	1.1/2"	1"
GF245-112-114	1.1/2"	1.1/4"
GF245-2-1	2"	1"
GF245-2-114	2"	1.1/4"
GF245-2-112	2"	1.1/2"
Tech Sheet 1782		

***These types of fittings are made of steel (galvanised finish – electro plated) and therefore unsuitable for potable water inst lations.**

MALLEABLE IRON FITTINGS

Male x Female Reducing Socket (246)

Black, BSPT Male x BSPP Female

0217	Female Thread	Male Thread
GF246-34-12N	3/4"	1/2"
GF246-1-34N	1"	3/4"
GF246-114-1N	1.1/4"	1"
Tech Sheet 1783		

Galvanised, BSPT Male x BSPP Female

0217	Female Thread	Male Thread
GF246-1-34	1"	3/4"
GF246-114-1	1.1/4"	1"
Tech Sheet 1783		

Female Reducing Socket, Eccentric (260)

Black, BSPP Female x BSPP Female

0217	Thread	Thread
GF260-34-12N	3/4"	1/2"
GF260-1-12N	1"	1/2"
GF260-1-34N	1"	3/4"
GF260-114-12N	1.1/4"	1/2"
GF260-114-34N	1.1/4"	3/4"
GF260-114-1N	1.1/4"	1"
GF260-112-1N	1.1/2"	1"
GF260-112-114N	1.1/2"	1.1/4"
GF260-2-12N	2"	1/2"
GF260-2-1N	2"	1"
GF260-2-114N	2"	1.1/4"
GF260-2-112N	2"	1.1/2"
Tech Sheet 1784		

Galvanised, BSPP Female x BSPP Female

0217	Thread	Thread
GF260-34-12	3/4"	1/2"
GF260-1-12	1"	1/2"
GF260-1-34	1"	3/4"
GF260-114-12	1.1/4"	1/2"
GF260-114-34	1.1/4"	3/4"
GF260-114-1	1.1/4"	1"
GF260-112-1	1.1/2"	1"
GF260-112-114	1.1/2"	1.1/4"
GF260-2-12	2"	1/2"
GF260-2-1	2"	1"
GF260-2-114	2"	1.1/4"
GF260-2-112	2"	1.1/2"
Tech Sheet 1784		

Female Equal Socket (270)

Black, BSPP Female

0217	Thread
GF270-18N*	1/8"
GF270-14N*	1/4"
GF270-38N	3/8"
GF270-12N	1/2"
GF270-34N	3/4"
GF270-1N	1"
GF270-114N	1.1/4"
GF270-112N	1.1/2"
GF270-2N	2"
GF270-212N	2.1/2"
GF270-3N	3"
GF270-4N	4"
Tech Sheet 1785	

Galvanised, BSPP Female

0217	Thread
GF270-18*	1/8"
GF270-14*	1/4"
GF270-38	3/8"
GF270-12	1/2"
GF270-34	3/4"
GF270-1	1"
GF270-114	1.1/4"
GF270-112	1.1/2"
GF270-2	2"
GF270-212	2.1/2"
GF270-3	3"
GF270-4	4"
Tech Sheet 1785	

***These types of fittings are made of steel (galvanised finish – electro plated) and therefore unsuitable for potable water inst lations.**

FT PRO®

For **Disability Access** see page **1398**

MALLEABLE IRON FITTINGS

Male Equal Hexagon Nipple (280)

Black, BSPT Male

0217	Thread
GF280-18N*	1/8"
GF280-14N*	1/4"
GF280-38N	3/8"
GF280-12N	1/2"
GF280-34N	3/4"
GF280-1N	1"
GF280-114N	1.1/4"
GF280-112N	1.1/2"
GF280-2N	2"
GF280-212N	2.1/2"
GF280-3N	3"
GF280-4N	4"
Tech Sheet 1786	

Galvanised, BSPT Male

0217	Thread
GF280-18*	1/8"
GF280-14*	1/4"
GF280-38	3/8"
GF280-12	1/2"
GF280-34	3/4"
GF280-1	1"
GF280-114	1.1/4"
GF280-112	1.1/2"
GF280-2	2"
GF280-212	2.1/2"
GF280-3	3"
GF280-4	4"
Tech Sheet 1786	

Plug, Beaded Hollow (290)



Black

0217	Thread
GF290-14N	1/4"
GF290-38N	3/8"
GF290-12N	1/2"
GF290-34N	3/4"
GF290-1N	1"
GF290-114N	1.1/4"
GF290-112N	1.1/2"
GF290-2N	2"
Tech Sheet 1787	

Galvanised

0217	Thread
GF290-14	1/4"
GF290-38	3/8"
GF290-12	1/2"
GF290-34	3/4"
GF290-1	1"
GF290-114	1.1/4"
GF290-112	1.1/2"
GF290-2	2"
Tech Sheet 1787	

Plug, Plain Hollow (291)

Black, BSPT

0217	Thread
GF291-12N	1/2"
GF291-34N	3/4"
GF291-1N	1"
GF291-114N	1.1/4"
GF291-112N	1.1/2"
GF291-2N	2"
GF291-212N	2.1/2"
GF291-3N	3"
GF291-4N	4"
Tech Sheet 1788	

Galvanised, BSPT

0217	Thread
GF291-12	1/2"
GF291-34	3/4"
GF291-1	1"
GF291-114	1.1/4"
GF291-112	1.1/2"
GF291-2	2"
GF291-212	2.1/2"
GF291-3	3"
GF291-4	4"
Tech Sheet 1788	

***These types of fittings are made of steel (galvanised finish – electro plated) and therefore unsuitable for potable water installations.**

NORMA

For **Pipe Repair Couplings** see page **1557**

MALLEABLE IRON FITTINGS

Plug, Plain Solid (291S)



Black, BSPT

0217	Thread
GF291S-18N*	1/8"
GF291S-14N*	1/4"
GF291S-12N	1/2"
GF291S-34N	3/4"
GF291S-1N	1"
GF291S-114N	1.1/4"
GF291S-112N	1.1/2"
GF291S-2N	2"
Tech Sheet 1788	

Galvanised, BSPT

0217	Thread
GF291S-14	1/4"
GF291S-38	3/8"
GF291S-12	1/2"
GF291S-34	3/4"
GF291S-1	1"
GF291S-114	1.1/4"
GF291S-112	1.1/2"
GF291S-2	2"
Tech Sheet 1788	

Cap (300)



Black, BSPP

0217	Thread
GF300-14N	1/4"
GF300-38N	3/8"
GF300-12N	1/2"
GF300-34N	3/4"
GF300-1N	1"
GF300-114N	1.1/4"
GF300-112N	1.1/2"
GF300-2N	2"
GF300-212N	2.1/2"
GF300-3N	3"
GF300-4N	4"
Tech Sheet 1789	

Galvanised, BSPP

0217	Thread
GF300-14	1/4"
GF300-12	1/2"
GF300-34	3/4"
GF300-1	1"
GF300-114	1.1/4"
GF300-112	1.1/2"
GF300-2	2"
GF300-212	2.1/2"
GF300-3	3"
GF300-4	4"
Tech Sheet 1789	

***These types of fittings are made of steel (galvanised finish – electro plated) and therefore unsuitable for potable water installations.**

M-Press Fittings Ltd

For **Stainless Steel Press Fit Piping System**
see pages **1118-1126**

Backnut, Recessed (312)

Black

0217	Thread
GF312-14N*	1/4"
GF312-12N	1/2"
GF312-34N	3/4"
GF312-1N	1"
GF312-114N	1.1/4"
GF312-112N	1.1/2"
GF312-2N	2"
Tech Sheet 1790	

Galvanised

0217	Thread
GF312-38*	3/8"
GF312-12	1/2"
GF312-34	3/4"
GF312-1	1"
GF312-114	1.1/4"
GF312-112	1.1/2"
GF312-2	2"
Tech Sheet 1790	

Flange, Undrilled (321)

Black

0217	Thread
GF321-12N	1/2"
GF321-1N	1"
GF321-114N	1.1/4"
GF321-112N	1.1/2"
GF321-2N	2"
Tech Sheet 1790	

Galvanised

0217	Thread
GF321-34	3/4"
GF321-1	1"
GF321-114	1.1/4"
GF321-112	1.1/2"
Tech Sheet 1790	

MALLEABLE IRON FITTINGS

Plug, Recessed (596)

Black, BSPT

0217	Thread
GF596-14N	1/4"
GF596-38N	3/8"
GF596-12N	1/2"
GF596-34N	3/4"
GF596-1N	1"
GF596-114N	1.1/4"
GF596-112N	1.1/2"
GF596-2N	2"
Tech Sheet 20758	

Galvanised, BSPT

0217	Thread
GF596-14	1/4"
GF596-38	3/8"
GF596-12	1/2"
GF596-34	3/4"
GF596-1	1"
GF596-114	1.1/4"
GF596-112	1.1/2"
Tech Sheet 20758	

Female Equal Union, Flat Seat (330)



Black, BSPP Female

0217	Thread
GF330-12N	1/2"
GF330-34N	3/4"
GF330-1N	1"
GF330-114N	1.1/4"
GF330-112N	1.1/2"
GF330-2N	2"
Tech Sheet 1791	

Galvanised, BSPP Female

0217	Thread
GF330-12	1/2"
GF330-34	3/4"
GF330-1	1"
GF330-114	1.1/4"
GF330-112	1.1/2"
GF330-2	2"
Tech Sheet 1791	

Female Equal Union, Iron to Iron, Taper Seat (340)



Black, BSPP Female

0217	Thread
GF340-14N	1/4"
GF340-38N	3/8"
GF340-12N	1/2"
GF340-34N	3/4"
GF340-1N	1"
GF340-114N	1.1/4"
GF340-112N	1.1/2"
GF340-2N	2"
GF340-212N	2.1/2"
GF340-4N	4"
Tech Sheet 1792	

Galvanised, BSPP Female

0217	Thread
GF340-14	1/4"
GF340-38	3/8"
GF340-12	1/2"
GF340-34	3/4"
GF340-1	1"
GF340-114	1.1/4"
GF340-112	1.1/2"
GF340-2	2"
GF340-212	2.1/2"
GF340-3	3"
GF340-4	4"
Tech Sheet 1792	

Male x Female Equal Union, Iron to Iron, Taper Seat (341)

Black, BSPT Male x BSPP Female

0217	Thread
GF341-14N	1/4"
GF341-38N	3/8"
GF341-12N	1/2"
GF341-34N	3/4"
GF341-1N	1"
GF341-114N	1.1/4"
GF341-112N	1.1/2"
GF341-2N	2"
GF341-3N	3"
Tech Sheet 1792	

Galvanised, BSPT Male x BSPP Female

0217	Thread
GF341-14	1/4"
GF341-38	3/8"
GF341-12	1/2"
GF341-34	3/4"
GF341-1	1"
GF341-114	1.1/4"
GF341-112	1.1/2"
GF341-2	2"
GF341-212	2.1/2"
GF341-3	3"
Tech Sheet 1792	

FT PRO®



For **Wrought Iron Sockets** see page **1385**

MALLEABLE IRON FITTINGS

Female Equal Union, Bronze to Iron, Spherical Seat (342)



Black, BSPP Female

0217	Thread
GF342-12N	1/2"
GF342-34N	3/4"
GF342-1N	1"
GF342-114N	1.1/4"
GF342-112N	1.1/2"
GF342-2N	2"
Tech Sheet 1793	

Galvanised, BSPP Female

0217	Thread
GF342-12	1/2"
GF342-34	3/4"
GF342-1	1"
GF342-114	1.1/4"
GF342-112	1.1/2"
GF342-2	2"
Tech Sheet 1793	

Female Equal Mac Union, 2 Spherical Seats (346)



Black, BSPP Female

0217	Thread
GF346-12N	1/2"
GF346-34N	3/4"
GF346-1N	1"
GF346-114N	1.1/4"
GF346-112N	1.1/2"
GF346-2N	2"
Tech Sheet 1794	

Galvanised, BSPP Female

0217	Thread
GF346-12	1/2"
GF346-34	3/4"
GF346-1	1"
GF346-114	1.1/4"
GF346-112	1.1/2"
GF346-2	2"
Tech Sheet 1794	

Female Equal Union, Navy Pattern, Bronze to Bronze, Spherical Seat (342a)



Black, BSPP Female

0217	Thread
GF342A-12N	1/2"
GF342A-34N	3/4"
GF342A-1N	1"
GF342A-114N	1.1/4"
GF342A-112N	1.1/2"
GF342A-2N	2"
Tech Sheet 1793	

Galvanised, BSPP Female

0217	Thread
GF342A-12	1/2"
GF342A-34	3/4"
GF342A-1	1"
GF342A-114	1.1/4"
GF342A-112	1.1/2"
GF342A-2	2"
Tech Sheet 1793	

RUST-OLEUM®

For **X1 Maintenance Sprays**
see page **1568**

MALLEABLE IRON FITTINGS

CRANE

Material:
Crane malleable iron is of the Blackheart type ideally suited to pipe fitting and manufacture and conforms to BSEN1562 Designation EN-GJMB-300-6, ASTM A197 and ISO 5922.

Galvanised Finish:
Hot dip zinc coated (galvanised) prior to machining. Coating conforms to BSEN ISO1461 1998 and ASTM 153.

Thread:
Taper threads to BS21 (ISO 7)

Media:
Suitable for transfer or flow of wate , steam, gas and other non aggressive media.

- BSI Kitemark approved
- PN25

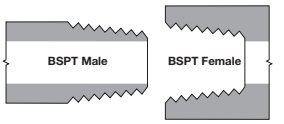

Hexagon Nipple (Fig 144)



Black, BSPT

1091	Thread
C144-12N	1/2"
C144-34N	3/4"
C144-1N	1"
C144-114N	1.1/4"
C144-112N	1.1/2"
C144-2N	2"
C144-212N	2.1/2"
C144-3N	3"
C144-4N	4"
Tech Sheet 10655	

Galvanised, BSPT

1091	Thread
C144-14	1/4"
C144-38	3/8"
C144-12	1/2"
C144-34	3/4"
C144-1	1"
C144-114	1.1/4"
C144-112	1.1/2"
C144-2	2"
C144-212	2.1/2"
C144-3	3"
C144-4	4"
Tech Sheet 10655	

Hexagon Reducing Nipple (Fig 145)



Black, BSPT

1091	Thread	Thread
C145-34-12N	3/4"	1/2"
C145-1-12N	1"	1/2"
C145-1-34N	1"	3/4"
C145-114-1N	1.1/4"	1"
C145-2-114N	2"	1.1/4"
C145-2-112N	2"	1.1/2"
Tech Sheet 10655		

Galvanised, BSPT

1091	Thread	Thread
C145-34-12	3/4"	1/2"
C145-1-12	1"	1/2"
C145-1-34	1"	3/4"
C145-114-1	1.1/4"	1"
C145-112-114	1.1/2"	1.1/4"
C145-2-1	2"	1"
C145-2-112	2"	1.1/2"
Tech Sheet 10655		

Male x Female Equal Union (Fig 257)

Black, BSPT

1091	Thread
C257-12N	1/2"
C257-34N	3/4"
C257-1N	1"
C257-114N	1.1/4"
C257-112N	1.1/2"
C257-2N	2"
Tech Sheet 20764	

Galvanised, BSPT

1091	Thread
C257-12	1/2"
C257-34	3/4"
C257-1	1"
C257-114	1.1/4"
C257-112	1.1/2"
C257-2	2"
Tech Sheet 20764	

CRANE Malleable Iron Fittings Suitable for Use with Drinking Water.

WRAS APPROVED PRODUCT Crane kitemarked fittings are deemed to satisfy the requirements of the United Kingdom Water Regulations (Byelaws).

MALLEABLE IRON FITTINGS

CRANE

Hexagon Bush (Fig 140)

Black, BSPT

1091	Male Thread	Female Thread
C140-12-18N	1/2″	1/8″
C140-12-14N	1/2″	1/4″
C140-12-38N	1/2″	3/8″
C140-34-18N	3/4″	1/8″
C140-34-14N	3/4″	1/4″
C140-34-38N	3/4″	3/8″
C140-34-12N	3/4″	1/2″
C140-1-14N	1″	1/4″
C140-1-38N	1″	3/8″
C140-1-12N	1″	1/2″
C140-1-34N	1″	3/4″
C140-114-34N	1.1/4″	3/4″
C140-114-1N	1.1/4″	1″
C140-112-12N	1.1/2″	1/2″
C140-112-34N	1.1/2″	3/4″
C140-112-1N	1.1/2″	1″
C140-112-114N	1.1/2″	1.1/4″
C140-2-12N	2″	1/2″
C140-2-34N	2″	3/4″
C140-2-1N	2″	1″
C140-2-114N	2″	1.1/4″
C140-2-112N	2″	1.1/2″
C140-212-12N	2.1/2″	1/2″
C140-212-1N	2.1/2″	1″
C140-212-114N	2.1/2″	1.1/4″
C140-212-112N	2.1/2″	1.1/2″
C140-212-2N	2.1/2″	2″
C140-3-114N	3″	1.1/4″
C140-3-112N	3″	1.1/2″
C140-3-2N	3″	2″
C140-3-212N	3″	2.1/2″
C140-4-2N	4″	2″
C140-4-212N	4″	2.1/2″
C140-4-3N	4″	3″
Tech Sheet 10671		



Galvanised, BSPT

1091	Male Thread	Female Thread
C140-14-18	1/4″	1/8″
C140-38-18	3/8″	1/8″
C140-12-18	1/2″	1/8″
C140-12-14	1/2″	1/4″
C140-12-38	1/2″	3/8″
C140-34-18	3/4″	1/8″
C140-34-14	3/4″	1/4″
C140-34-38	3/4″	3/8″
C140-34-12	3/4″	1/2″
C140-1-14	1″	1/4″
C140-1-38	1″	3/8″
C140-1-12	1″	1/2″
C140-1-34	1″	3/4″
C140-114-12	1.1/4″	1/2″
C140-114-34	1.1/4″	3/4″
C140-114-1	1.1/4″	1″
C140-112-12	1.1/2″	1/2″
C140-112-34	1.1/2″	3/4″
C140-112-1	1.1/2″	1″
C140-112-114	1.1/2″	1.1/4″
C140-2-12	2″	1/2″
C140-2-34	2″	3/4″
C140-2-1	2″	1″
C140-2-114	2″	1.1/4″
C140-2-112	2″	1.1/2″
C140-212-12	2.1/2″	1/2″
C140-212-114	2.1/2″	1.1/4″
C140-212-112	2.1/2″	1.1/2″
C140-212-2	2.1/2″	2″
C140-3-1	3″	1″
C140-3-112	3″	1.1/2″
C140-3-2	3″	2″
C140-3-212	3″	2.1/2″
C140-4-2	4″	2″
C140-4-3	4″	3″
Tech Sheet 10671		

CRANE Malleable Iron Fittings Suitable for Use with Drinking Water.

WRAS APPROVED PRODUCT Crane kitemarked fittings are deemed to satisfy the requirements of the United Kingdom Water Regulations (Byelaws).

Female Equal Socket (Fig 176)

Black, BSPP

1091	Thread
C176-12N	1/2″
C176-34N	3/4″
C176-1N	1″
C176-114N	1.1/4″
C176-112N	1.1/2″
C176-2N	2″
Tech Sheet 10670	

Galvanised, BSPP

1091	Thread
C176-12	1/2″
C176-34	3/4″
C176-1	1″
C176-114	1.1/4″
C176-112	1.1/2″
C176-2	2″
Tech Sheet 10670	

Female Equal Socket (Fig 177)

Black, BSPT

1091	Thread
C177-12N	1/2″
C177-34N	3/4″
C177-1N	1″
C177-114N	1.1/4″
C177-112N	1.1/2″
C177-2N	2″
C177-212N	2.1/2″
C177-3N	3″
Tech Sheet 10670	

Galvanised, BSPT

1091	Thread
C177-12	1/2″
C177-34	3/4″
C177-1	1″
C177-114	1.1/4″
C177-112	1.1/2″
C177-2	2″
Tech Sheet 10670	

MALLEABLE IRON FITTINGS

CRANE

Reducing Socket (Fig 179)



Black, BSPT

1091	Thread	Thread
C179-34-12N	3/4"	1/2"
C179-1-12N	1"	1/2"
C179-1-34N	1"	3/4"
C179-114-12N	1.1/4"	1/2"
C179-114-1N	1.1/4"	1"
C179-112-1N	1.1/2"	1"
C179-112-114N	1.1/2"	1.1/4"
C179-2-1N	2"	1"
C179-2-114N	2"	1.1/4"
C179-2-112N	2"	1.1/2"
Tech Sheet 20774		

Galvanised, BSPT

1091	Thread	Thread
C179-12-38	1/2"	3/8"
C179-34-12	3/4"	1/2"
C179-1-12	1"	1/2"
C179-1-34	1"	3/4"
C179-114-34	1.1/4"	3/4"
C179-114-1	1.1/4"	1"
C179-112-1	1.1/2"	1"
C179-112-114	1.1/2"	1.1/4"
C179-2-1	2"	1"
C179-2-114	2"	1.1/4"
C179-2-112	2"	1.1/2"
Tech Sheet 20774		

Female Equal Union, Spherical Seat Iron to Iron (Fig 256)

Black, BSPT

1091	Thread
C256-12N	1/2"
C256-34N	3/4"
C256-1N	1"
C256-114N	1.1/4"
C256-112N	1.1/2"
C256-2N	2"
C256-212N	2.1/2"
C256-3N	3"
Tech Sheet 20765	

Galvanised, BSPT

1091	Thread
C256-12	1/2"
C256-34	3/4"
C256-1	1"
C256-114	1.1/4"
C256-112	1.1/2"
C256-2	2"
C256-212	2.1/2"
C256-3	3"
Tech Sheet 20765	

Female Equal Union, Spherical Seat Bronze to Bronze (Fig 289)



Black, BSPT

1091	Thread
C289-12N	1/2"
C289-34N	3/4"
C289-1N	1"
C289-114N	1.1/4"
C289-112N	1.1/2"
C289-2N	2"
C289-212N	2.1/2"
Tech Sheet 20768	

Galvanised, BSPT

1091	Thread
C289-12	1/2"
C289-34	3/4"
C289-1	1"
C289-112	1.1/2"
C289-2	2"
Tech Sheet 20768	

CRANE Malleable Iron Fittings Suitable for Use with Drinking Water.

WRAS APPROVED PRODUCT Crane kitemarked fittings are deemed to satisfy the requirements of the United Kingdom Water Regulations (Byelaws).

FT PRO®

For **Ball Valves** see pages **922-926**

MALLEABLE IRON FITTINGS

CRANE

Plain Plug, Hollow (Fig 147)



Black, BSPT

1091	Thread
C147-12N	1/2″
C147-34N	3/4″
C147-1N	1″
C147-114N	1.1/4″
C147-112N	1.1/2″
C147-2N	2″
C147-212N	2.1/2″
C147-3N	3″
C147-4N	4″
Tech Sheet 10672	

Galvanised, BSPT

1091	Thread
C147-12	1/2″
C147-34	3/4″
C147-1	1″
C147-114	1.1/4″
C147-112	1.1/2″
C147-2	2″
C147-212	2.1/2″
C147-3	3″
C147-4	4″
Tech Sheet 10672	

Cap (Fig 185)



Black, BSPT

1091	Thread
C185-12N	1/2″
C185-34N	3/4″
C185-1N	1″
C185-114N	1.1/4″
C185-112N	1.1/2″
C185-2N	2″
C185-212N	2.1/2″
Tech Sheet 10646	

Galvanised, BSPT

1091	Thread
C185-12	1/2″
C185-34	3/4″
C185-1	1″
C185-112	1.1/2″
C185-2	2″
Tech Sheet 10646	

CRANE Malleable Iron Fittings Suitable for Use with Drinking Water.

WRAS APPROVED PRODUCT Crane kitemarked fittings are deemed to satisfy the requirements of the United Kingdom Water Regulations (Byelaws).

Male x Female Equal Elbow (Fig 152)

Black, BSPT

1091	Thread
C152-14N	1/4″
C152-12N	1/2″
C152-34N	3/4″
C152-1N	1″
C152-114N	1.1/4″
C152-112N	1.1/2″
C152-2N	2″
C152-212N	2.1/2″
C152-3N	3″
Tech Sheet 10673	

Galvanised, BSPT

1091	Thread
C152-12	1/2″
C152-34	3/4″
C152-1	1″
C152-114	1.1/4″
C152-112	1.1/2″
C152-2	2″
Tech Sheet 10673	

Male x Female Reducing Elbow (Fig 152)

Black, BSPT

1091	Male Thread	Female Thread
C152-34-12N	3/4″	1/2″
Tech Sheet 20759		

Galvanised, BSPT

1091	Male Thread	Female Thread
C152-34-12	3/4″	1/2″
Tech Sheet 20759		

MALLEABLE IRON FITTINGS

CRANE

Female Equal Elbow (Fig 151)

Black, BSPT

1091	Thread
C151-12N	1/2"
C151-34N	3/4"
C151-1N	1"
C151-114N	1.1/4"
C151-112N	1.1/2"
C151-2N	2"
C151-212N	2.1/2"
C151-3N	3"
C151-4N	4"
Tech Sheet 10675	

Galvanised, BSPT

1091	Thread
C151-12	1/2"
C151-34	3/4"
C151-1	1"
C151-114	1.1/4"
C151-112	1.1/2"
C151-2	2"
C151-212	2.1/2"
C151-3	3"
Tech Sheet 10675	

Female Reducing Elbow (Fig 151)

Black, BSPT

1091	Thread	Thread
C151-1-12N	1"	1/2"
Tech Sheet 20760		

Galvanised, BSPT

1091	Thread	Thread
C151-1-12	1"	1/2"
C151-114-1	1.1/4"	1"
Tech Sheet 20760		

Male x Female Equal Bend (Fig 192)

Black, BSPT

1091	Thread
C192-12N	1/2"
C192-34N	3/4"
C192-1N	1"
C192-114N	1.1/4"
C192-112N	1.1/2"
C192-2N	2"
Tech Sheet 10643	

Galvanised, BSPT

1091	Thread
C192-14	1/4"
Tech Sheet 10643	

Female Equal Bend (Fig 193)

Black, BSPT

1091	Thread
C193-12N	1/2"
C193-34N	3/4"
C193-1N	1"
C193-112N	1.1/2"
C193-2N	2"
C193-212N	2.1/2"
Tech Sheet 10643	

Galvanised, BSPT

1091	Thread
C193-12	1/2"
C193-34	3/4"
C193-1	1"
C193-114	1.1/4"
C193-112	1.1/2"
C193-2	2"
C193-212	2.1/2"
C193-3	3"
Tech Sheet 10643	

Male x Female Equal 45º (Fig 156)



Black, BSPT

1091	Thread
C156-12N	1/2"
C156-34N	3/4"
C156-1N	1"
C156-114N	1.1/4"
C156-112N	1.1/2"
C156-2N	2"
Tech Sheet 10644	

Galvanised, BSPT

1091	Thread
C156-12	1/2"
C156-34	3/4"
C156-1	1"
C156-114	1.1/4"
C156-112	1.1/2"
C156-2	2"
Tech Sheet 10644	

CRANE Malleable Iron Fittings Suitable for Use with Drinking Water.

WRAS APPROVED PRODUCT Crane kitemarked fittings are deemed to satisfy the requirements of the United Kingdom Water Regulations (Byelaws).

MALLEABLE IRON FITTINGS

CRANE

Female Equal 45º (Fig 155)

Black, BSPT

1091	Thread
C155-12N	1/2″
C155-34N	3/4″
C155-1N	1″
C155-114N	1.1/4″
C155-112N	1.1/2″
C155-2N	2″
C155-3N	3″
Tech Sheet 10674	

Galvanised, BSPT

1091	Thread
C155-12	1/2″
C155-34	3/4″
C155-1	1″
C155-114	1.1/4″
C155-112	1.1/2″
C155-2	2″
Tech Sheet 10674	

Female Equal Tee (Fig 161)

Black, BSPT

1091	Thread
C161-14N	1/4″
C161-38N	3/8″
C161-12N	1/2″
C161-34N	3/4″
C161-1N	1″
C161-114N	1.1/4″
C161-112N	1.1/2″
C161-212N	2.1/2″
C161-3N	3″
C161-4N	4″
Tech Sheet 10650	

Galvanised, BSPT

1091	Thread
C161-12	1/2″
C161-34	3/4″
C161-1	1″
C161-114	1.1/4″
C161-112	1.1/2″
C161-2	2″
C161-212	2.1/2″
C161-3	3″
C161-4	4″
Tech Sheet 10650	

Unequal Reducing Branch Tee (Fig 161)



Black, BSPT

1091	Thread A	Thread B
C161-12-14N	1/2″	1/4″
C161-1-12N	1″	1/2″
C161-1-34N	1″	3/4″
C161-114-12N	1.1/4″	1/2″
C161-114-1N	1.1/4″	1″
C161-112-12N	1.1/2″	1/2″
C161-112-34N	1.1/2″	3/4″
C161-112-1N	1.1/2″	1″
C161-112-114N	1.1/2″	1.1/4″
C161-2-1N	2″	1″
C161-2-114N	2″	1.1/4″
Tech Sheet 10650		

Galvanised, BSPT

1091	Thread A	Thread B
C161-34-12	3/4″	1/2″
C161-1-12	1″	1/2″
C161-1-34	1″	3/4″
C161-114-12	1.1/4″	1/2″
C161-114-34	1.1/4″	3/4″
C161-114-1	1.1/4″	1″
C161-112-12	1.1/2″	1/2″
C161-112-34	1.1/2″	3/4″
C161-112-1	1.1/2″	1″
C161-2-12	2″	1/2″
C161-2-1	2″	1″
C161-2-114	2″	1.1/4″
C161-2-112	2″	1.1/2″
C161-3-2	3″	2″
Tech Sheet 10650		

CRANE Malleable Iron Fittings Suitable for Use with Drinking Water.

WRAS APPROVED PRODUCT Crane kitemarked fittings are deemed to satisfy the requirements of the United Kingdom Water Regulations (Byelaws).

FT PRO®

For **Fire Hose Reels & Accessories** see page **1466**

MALLEABLE IRON FITTINGS

CRANE

Twin Elbow (Fig 197)

Black, BSPT

1091	Thread
C197-12N	1/2"
C197-34N	3/4"
C197-1N	1"
C197-112N	1.1/2"
C197-2N	2"
Tech Sheet 10643	

Female Equal Pitcher Tee (Fig 199) BS EN 10242



Black, BSPT

1091	Thread
C199-12N	1/2"
C199-34N	3/4"
C199-1N	1"
C199-112N	1.1/2"
C199-2N	2"
Tech Sheet 10649	

Galvanised, BSPT

1091	Thread
C199-12	1/2"
C199-34	3/4"
C199-1	1"
C199-114	1.1/4"
C199-112	1.1/2"
C199-2	2"
Tech Sheet 10649	

School Board Pipe Bracket (Fig 501)

Black

1091	Tube Nominal
CSB14N	1/4"
CSB12N	1/2"
CSB34N	3/4"
CSB1N	1"
CSB112N	1.1/2"
CSB2N	2"
CSB212N	2.1/2"
CSB3N	3"
CSB4N	4"

Galvanised

1091	Tube Nominal
CSB14	1/4"
CSB38	3/8"
CSB12	1/2"
CSB34	3/4"
CSB1	1"
CSB114	1.1/4"
CSB112	1.1/2"
CSB2	2"
CSB3	3"
CSB4	4"

Single Metric Tapping Pipe Ring (Fig 529M)

Black, BS3643

1091	Tube Nominal	Thread
C529M-38N	3/8"	M10
C529M-12N	1/2"	M10
C529M-34N	3/4"	M10
C529M-1N	1"	M10
C529M-114N	1.1/4"	M10
C529M-112N	1.1/2"	M10
C529M-2N	2"	M10
C529M-212N	2.1/2"	M12
C529M-3N	3"	M12
C529M-4N	4"	M12

Galvanised, BS3643

1091	Tube Nominal	Thread
C529M-38	3/8"	M10
C529M-12	1/2"	M10
C529M-1	1"	M10
C529M-114	1.1/4"	M10
C529M-112	1.1/2"	M10
C529M-2	2"	M10
C529M-212	2.1/2"	M12
C529M-3	3"	M12
C529M-4	4"	M12

Double Metric Tapping Pipe Ring (Fig 530M)

Black, BS3643

1091	Tube Nominal	Thread
C530M-34N	3/4"	M10
C530M-1N	1"	M10
C530M-114N	1.1/4"	M10

Galvanised, BS3643

1091	Tube Nominal	Thread
C530M-1	1"	M10
C530M-114	1.1/4"	M10
C530M-112	1.1/2"	M10

CRANE Malleable Iron Fittings Suitable for Use with Drinking Water.

WRAS APPROVED PRODUCT Crane kitemarked fittings are deemed to satisfy the requirements of the United Kingdom Water Regulations (Byelaws).

RIDGID

See pages 1742-1746

MALLEABLE IRON FITTINGS

Medium-duty Malleable Iron Barrel Nipples



Galvanised, BSPT

0305	Thread	Length mm
MIB-18X60	1/8"	60
MIB-18X80	1/8"	80
MIB-14X40	1/4"	40
MIB-14X60	1/4"	60
MIB-14X80	1/4"	80
MIB-14X100	1/4"	100
MIB-14X120	1/4"	120
MIB-14X150	1/4"	150
MIB-14X180	1/4"	180
MIB-14X200	1/4"	200
MIB-14X250	1/4"	250
MIB-14X300	1/4"	300
MIB-38X40	3/8"	40
MIB-38X50	3/8"	50
MIB-38X60	3/8"	60
MIB-38X80	3/8"	80
MIB-38X100	3/8"	100
MIB-38X120	3/8"	120
MIB-38X150	3/8"	150
MIB-38X180	3/8"	180
MIB-38X200	3/8"	200
MIB-38X250	3/8"	250
MIB-38X300	3/8"	300
MIB-12X30	1/2"	30
MIB-12X40	1/2"	40
MIB-12X50	1/2"	50
MIB-12X60	1/2"	60
MIB-12X80	1/2"	80
MIB-12X100	1/2"	100

0305	Thread	Length mm
MIB-12X120	1/2"	120
MIB-12X150	1/2"	150
MIB-12X180	1/2"	180
MIB-12X200	1/2"	200
MIB-12X250	1/2"	250
MIB-12X300	1/2"	300
MIB-34X30	3/4"	30
MIB-34X40	3/4"	40
MIB-34X60	3/4"	60
MIB-34X70	3/4"	70
MIB-34X80	3/4"	80
MIB-34X100	3/4"	100
MIB-34X120	3/4"	120
MIB-34X150	3/4"	150
MIB-34X180	3/4"	180
MIB-34X200	3/4"	200
MIB-34X250	3/4"	250
MIB-34X300	3/4"	300
MIB-34X1000	3/4"	1000
MIB-34X1500	3/4"	1500
MIB-1X30	1"	30
MIB-1X40	1"	40
MIB-1X50	1"	50
MIB-1X60	1"	60
MIB-1X70	1"	70
MIB-1X80	1"	80
MIB-1X100	1"	100
MIB-1X120	1"	120
MIB-1X150	1"	150

0305	Thread	Length mm
MIB-1X180	1"	180
MIB-1X200	1"	200
MIB-1X250	1"	250
MIB-1X300	1"	300
MIB-114X80	1.1/4"	80
MIB-114X100	1.1/4"	100
MIB-114X120	1.1/4"	120
MIB-114X125	1.1/4"	125
MIB-114X150	1.1/4"	150
MIB-114X180	1.1/4"	180
MIB-114X200	1.1/4"	200
MIB-114X250	1.1/4"	250
MIB-114X300	1.1/4"	300
MIB-112X80	1.1/2"	80
MIB-112X100	1.1/2"	100
MIB-112X120	1.1/2"	120
MIB-112X150	1.1/2"	150
MIB-112X180	1.1/2"	180
MIB-112X200	1.1/2"	200
MIB-112X250	1.1/2"	250
MIB-112X300	1.1/2"	300
MIB-2X80	2"	80
MIB-2X100	2"	100
MIB-2X120	2"	120
MIB-2X150	2"	150
MIB-2X180	2"	180
MIB-2X200	2"	200
MIB-2X250	2"	250
MIB-2X300	2"	300

You might also need…

PORTWEST

For **Portwest PPE**
see pages **1752-1760**

Medium-duty Malleable Iron Barrel Nipples



Black, BSPT

0305	Thread	Length mm
MIB-14X40N	1/4"	40
MIB-14X60N	1/4"	60
MIB-14X80N	1/4"	80
MIB-14X100N	1/4"	100
MIB-14X120N	1/4"	120
MIB-14X150N	1/4"	150
MIB-14X180N	1/4"	180
MIB-14X200N	1/4"	200
MIB-14X250N	1/4"	250
MIB-14X300N	1/4"	300
MIB-38X30N	3/8"	30
MIB-38X40N	3/8"	40
MIB-38X60N	3/8"	60
MIB-38X80N	3/8"	80
MIB-38X100N	3/8"	100
MIB-38X120N	3/8"	120
MIB-38X150N	3/8"	150
MIB-38X180N	3/8"	180
MIB-38X200N	3/8"	200
MIB-38X250N	3/8"	250
MIB-38X300N	3/8"	300
MIB-12X30N	1/2"	30
MIB-12X40N	1/2"	40
MIB-12X60N	1/2"	60
MIB-12X80N	1/2"	80
MIB-12X100N	1/2"	100
MIB-12X120N	1/2"	120
MIB-12X150N	1/2"	150
MIB-12X180N	1/2"	180
MIB-12X200N	1/2"	200
MIB-12X250N	1/2"	250
MIB-12X300N	1/2"	300
MIB-34X40N	3/4"	40

0305	Thread	Length mm
MIB-34X60N	3/4"	60
MIB-34X80N	3/4"	80
MIB-34X100N	3/4"	100
MIB-34X120N	3/4"	120
MIB-34X150N	3/4"	150
MIB-34X180N	3/4"	180
MIB-34X200N	3/4"	200
MIB-34X250N	3/4"	250
MIB-34X300N	3/4"	300
MIB-1X40N	1"	40
MIB-1X60N	1"	60
MIB-1X80N	1"	80
MIB-1X100N	1"	100
MIB-1X120N	1"	120
MIB-1X150N	1"	150
MIB-1X180N	1"	180
MIB-1X200N	1"	200
MIB-1X250N	1"	250
MIB-1X300N	1"	300
MIB-114X60N	1.1/4"	60
MIB-114X80N	1.1/4"	80
MIB-114X100N	1.1/4"	100
MIB-114X120N	1.1/4"	120
MIB-114X150N	1.1/4"	150
MIB-114X180N	1.1/4"	180
MIB-114X200N	1.1/4"	200
MIB-114X250N	1.1/4"	250
MIB-114X300N	1.1/4"	300
MIB-112X60N	1.1/2"	60
MIB-112X80N	1.1/2"	80
MIB-112X100N	1.1/2"	100
MIB-112X120N	1.1/2"	120
MIB-112X150N	1.1/2"	150

0305	Thread	Length mm
MIB-112X180N	1.1/2"	180
MIB-112X200N	1.1/2"	200
MIB-112X250N	1.1/2"	250
MIB-112X300N	1.1/2"	300
MIB-2X80N	2"	80
MIB-2X100N	2"	100
MIB-2X120N	2"	120
MIB-2X150N	2"	150
MIB-2X180N	2"	180
MIB-2X200N	2"	200
MIB-2X250N	2"	250
MIB-2X300N	2"	300
MIB-212X100N	2.1/2"	100
MIB-212X120N	2.1/2"	120
MIB-212X150N	2.1/2"	150
MIB-212X180N	2.1/2"	180
MIB-212X200N	2.1/2"	200
MIB-212X250N	2.1/2"	250
MIB-212X300N	2.1/2"	300
MIB-3X100N	3"	100
MIB-3X120N	3"	120
MIB-3X150N	3"	150
MIB-3X180N	3"	180
MIB-3X200N	3"	200
MIB-3X250N	3"	250
MIB-3X300N	3"	300
MIB-4X100N	4"	100
MIB-4X120N	4"	120
MIB-4X150N	4"	150
MIB-4X180N	4"	180
MIB-4X200N	4"	200
MIB-4X250N	4"	250
MIB-4X300N	4"	300

Customers who bought from this page also purchased…



Brass Hose Tails see page **1141**

Heavy-duty Malleable Iron Nipples

Galvanised, BSPT

0305	Thread	Length mm
HBN18-40	1/8"	40
HBN18-60	1/8"	60
HBN18-80	1/8"	80
HBN18-100	1/8"	100
HBN14-40	1/4"	40
HBN14-60	1/4"	60
HBN14-80	1/4"	80
HBN14-100	1/4"	100
HBN14-120	1/4"	120
HBN14-150	1/4"	150
HBN14-180	1/4"	180
HBN14-200	1/4"	200
HBN14-250	1/4"	250
HBN14-300	1/4"	300
HBN38-40	3/8"	40
HBN38-50	3/8"	50
HBN38-60	3/8"	60
HBN38-70	3/8"	70
HBN38-80	3/8"	80
HBN38-100	3/8"	100
HBN38-120	3/8"	120
HBN38-150	3/8"	150
HBN38-180	3/8"	180
HBN38-200	3/8"	200
HBN12-30	1/2"	30
HBN12-40	1/2"	40
HBN12-50	1/2"	50
HBN12-60	1/2"	60
HBN12-80	1/2"	80
HBN12-100	1/2"	100
HBN12-120	1/2"	120
HBN12-150	1/2"	150
HBN12-180	1/2"	180
HBN12-200	1/2"	200
HBN12-250	1/2"	250
HBN12-300	1/2"	300
HBN34-40	3/4"	40
HBN34-60	3/4"	60
HBN34-70	3/4"	70
HBN34-80	3/4"	80
HBN34-100	3/4"	100
HBN34-120	3/4"	120
HBN34-150	3/4"	150

0305	Thread	Length mm
HBN34-180	3/4"	180
HBN34-200	3/4"	200
HBN34-250	3/4"	250
HBN34-300	3/4"	300
HBN1-50	1"	50
HBN1-60	1"	60
HBN1-70	1"	70
HBN1-80	1"	80
HBN1-100	1"	100
HBN1-120	1"	120
HBN1-150	1"	150
HBN1-180	1"	180
HBN1-200	1"	200
HBN1-300	1"	300
HBN114-80	1.1/4"	80
HBN114-100	1.1/4"	100
HBN114-120	1.1/4"	120
HBN114-150	1.1/4"	150
HBN114-200	1.1/4"	200
HBN114-250	1.1/4"	250
HBN114-300	1.1/4"	300
HBN112-80	1.1/2"	80
HBN112-100	1.1/2"	100
HBN112-120	1.1/2"	120
HBN112-150	1.1/2"	150
HBN112-180	1.1/2"	180
HBN112-200	1.1/2"	200
HBN112-300	1.1/2"	300
HBN2-80	2"	80
HBN2-120	2"	120
HBN2-150	2"	150
HBN2-180	2"	180
HBN2-250	2"	250
HBN2-300	2"	300
HBN212-100	2.1/2"	100
HBN212-200	2.1/2"	200
HBN212-300	2.1/2"	300
HBN3-100	3"	100
HBN3-200	3"	200
HBN3-300	3"	300
HBN4-100	4"	100
HBN4-200	4"	200
HBN4-300	4"	300

For **Jointing Paste** see page **1391**

MALLEABLE IRON FITTINGS

K-LINE CONNECT

Barrel Nipples to BS EN 10241

Material: BS EN 10241
Dimensions: BS EN 10241
Threads: ISO 7/1
Schedule: Medium/Heavy-duty

Galvanised, BSPT

0357	Thread	Length mm
ENBN-18X40	1/8"	40
ENBN-18X60	1/8"	60
ENBN-14X40	1/4"	40
ENBN-14X60	1/4"	60
ENBN-14X80	1/4"	80
ENBN-14X100	1/4"	100
ENBN-14X200	1/4"	200
ENBN-14X250	1/4"	250
ENBN-38X40	3/8"	40
ENBN-38X50	3/8"	50
ENBN-38X60	3/8"	60
ENBN-38X80	3/8"	80
ENBN-38X100	3/8"	100
ENBN-38X150	3/8"	150
ENBN-38X200	3/8"	200
ENBN-12X30	1/2"	30
ENBN-12X40	1/2"	40
ENBN-12X50	1/2"	50
ENBN-12X60	1/2"	60
ENBN-12X80	1/2"	80
ENBN-12X100	1/2"	100
ENBN-12X150	1/2"	150
ENBN-12X200	1/2"	200
ENBN-12X250	1/2"	250
ENBN-12X300	1/2"	300
ENBN-34X40	3/4"	40
ENBN-34X60	3/4"	60
ENBN-34X80	3/4"	80
ENBN-34X100	3/4"	100
ENBN-34X150	3/4"	150
ENBN-34X200	3/4"	200
ENBN-34X300	3/4"	300
ENBN-1X40	1"	40
ENBN-1X50	1"	50

0357	Thread	Length mm
ENBN-1X60	1"	60
ENBN-1X80	1"	80
ENBN-1X100	1"	100
ENBN-1X150	1"	150
ENBN-1X200	1"	200
ENBN-1X300	1"	300
ENBN-114X80	1.1/4"	80
ENBN-114X100	1.1/4"	100
ENBN-114X150	1.1/4"	150
ENBN-114X200	1.1/4"	200
ENBN-114X300	1.1/4"	300
ENBN-112X80	1.1/2"	80
ENBN-112X100	1.1/2"	100
ENBN-112X150	1.1/2"	150
ENBN-112X200	1.1/2"	200
ENBN-112X300	1.1/2"	300
ENBN-2X80	2"	80
ENBN-2X100	2"	100
ENBN-2X150	2"	150
ENBN-2X200	2"	200
ENBN-2X300	2"	300
ENBN-212X100	2.1/2"	100
ENBN-212X150	2.1/2"	150
ENBN-212X200	2.1/2"	200
ENBN-212X300	2.1/2"	300
ENBN-3X100	3"	100
ENBN-3X150	3"	150
ENBN-3X200	3"	200
ENBN-3X300	3"	300
ENBN-4X100	4"	100
ENBN-4X150	4"	150
ENBN-4X200	4"	200
ENBN-4X300	4"	300

Page Tech Sheet 20569

Carbon Steel Pipe Nipple Medium/Heavy, Welded/Seamless

Pipe Size	Pipe O.D.	Length Close	Pipe Nipple Lengths (mm)														
mm	mm	mm															
6	10.3	19	30	40	50	60	80	100	150	180	200	250	300	350	400	450	500
8	13.7	27	30	40	50	60	80	100	150	180	200	250	300	350	400	450	500
10	17.1	28	30	40	50	60	80	100	150	180	200	250	300	350	400	450	500
15	21.3	37	X	40	50	60	80	100	150	180	200	250	300	350	400	450	500
20	26.7	39	X	40	50	60	80	100	150	180	200	250	300	350	400	450	500
25	33.4	46	X	X	50	60	80	100	150	180	200	250	300	350	400	450	500
32	42.2	51	X	X	50	60	80	100	150	180	200	250	300	350	400	450	500
40	48.3	51	X	X	50	60	80	100	150	180	200	250	300	350	400	450	500
50	60.3	60	X	X	X	60	80	100	150	180	200	250	300	350	400	450	500
65	76.1	69	X	X	X	X	80	100	150	180	200	250	300	350	400	450	500
80	88.9	75	X	X	X	X	80	100	150	180	200	250	300	350	400	450	500
100	114.3	87	X	X	X	X	X	100	150	180	200	250	300	350	400	450	500
125	141.3	96	X	X	X	X	X	X	150	180	200	250	300	350	400	450	500
150	168.3	96	X	X	X	X	X	X	150	180	200	250	300	350	400	450	500

MALLEABLE IRON FITTINGS

K-LINE CONNECT

Barrel Nipples to BS EN 10241

Material: BS EN 10241
Dimensions: BS EN 10241
Threads: ISO 7/1
Schedule: Medium/Heavy-duty

Black, BSPT

0357	Thread	Length mm
ENBN-18X40N	1/8"	40
ENBN-18X60N	1/8"	60
ENBN-14X40N	1/4"	40
ENBN-14X60N	1/4"	60
ENBN-14X80N	1/4"	80
ENBN-14X100N	1/4"	100
ENBN-14X200N	1/4"	200
ENBN-14X250N	1/4"	250
ENBN-38X40N	3/8"	40
ENBN-38X50N	3/8"	50
ENBN-38X60N	3/8"	60
ENBN-38X80N	3/8"	80
ENBN-38X100N	3/8"	100
ENBN-38X150N	3/8"	150
ENBN-38X200N	3/8"	200
ENBN-12X30N	1/2"	30
ENBN-12X40N	1/2"	40
ENBN-12X50N	1/2"	50
ENBN-12X60N	1/2"	60
ENBN-12X80N	1/2"	80
ENBN-12X100N	1/2"	100
ENBN-12X150N	1/2"	150
ENBN-12X200N	1/2"	200
ENBN-12X250N	1/2"	250
ENBN-12X300N	1/2"	300
ENBN-34X40N	3/4"	40
ENBN-34X60N	3/4"	60
ENBN-34X80N	3/4"	80
ENBN-34X100N	3/4"	100
ENBN-34X150N	3/4"	150
ENBN-34X200N	3/4"	200
ENBN-34X300N	3/4"	300
ENBN-1X40N	1"	40
ENBN-1X50N	1"	50

0357	Thread	Length mm
ENBN-1X60N	1"	60
ENBN-1X80N	1"	80
ENBN-1X100N	1"	100
ENBN-1X150N	1"	150
ENBN-1X200N	1"	200
ENBN-1X300N	1"	300
ENBN-114X80N	1.1/4"	80
ENBN-114X100N	1.1/4"	100
ENBN-114X150N	1.1/4"	150
ENBN-114X200N	1.1/4"	200
ENBN-114X300N	1.1/4"	300
ENBN-112X80N	1.1/2"	80
ENBN-112X100N	1.1/2"	100
ENBN-112X150N	1.1/2"	150
ENBN-112X200N	1.1/2"	200
ENBN-112X300N	1.1/2"	300
ENBN-2X80N	2"	80
ENBN-2X100N	2"	100
ENBN-2X150N	2"	150
ENBN-2X200N	2"	200
ENBN-2X300N	2"	300
ENBN-212X100N	2.1/2"	100
ENBN-212X150N	2.1/2"	150
ENBN-212X200N	2.1/2"	200
ENBN-212X300N	2.1/2"	300
ENBN-3X100N	3"	100
ENBN-3X150N	3"	150
ENBN-3X200N	3"	200
ENBN-3X300N	3"	300
ENBN-4X100N	4"	100
ENBN-4X150N	4"	150
ENBN-4X200N	4"	200
ENBN-4X300N	4"	300

Page Tech Sheet 20569

Carbon Steel Pipe Nipple Medium/Heavy, Welded/Seamless

Pipe Size	Pipe O.D.	Length Close	Pipe Nipple Lengths (mm)														
mm	mm	mm															
6	10.3	19	30	40	50	60	80	100	150	180	200	250	300	350	400	450	500
8	13.7	27	30	40	50	60	80	100	150	180	200	250	300	350	400	450	500
10	17.1	28	30	40	50	60	80	100	150	180	200	250	300	350	400	450	500
15	21.3	37	X	40	50	60	80	100	150	180	200	250	300	350	400	450	500
20	26.7	39	X	40	50	60	80	100	150	180	200	250	300	350	400	450	500
25	33.4	46	X	X	50	60	80	100	150	180	200	250	300	350	400	450	500
32	42.2	51	X	X	50	60	80	100	150	180	200	250	300	350	400	450	500
40	48.3	51	X	X	50	60	80	100	150	180	200	250	300	350	400	450	500
50	60.3	60	X	X	X	60	80	100	150	180	200	250	300	350	400	450	500
65	76.1	69	X	X	X	X	80	100	150	180	200	250	300	350	400	450	500
80	88.9	75	X	X	X	X	80	100	150	180	200	250	300	350	400	450	500
100	114.3	87	X	X	X	X	X	100	150	180	200	250	300	350	400	450	500
125	141.3	96	X	X	X	X	X	X	150	180	200	250	300	350	400	450	500
150	168.3	96	X	X	X	X	X	X	150	180	200	250	300	350	400	450	500

EN10255, EN10217-1 & BS1387 STEEL TUBE

Screwed & Socketed Steel Tubing

EN10255, EN10217-1 & BS1387 - Medium Grade, Red Oxide Primed, 3.2m Lengths,

0193	Thread
NC-TUBE12N	1/2" (15mm)
NC-TUBE34N	3/4" (20mm)
NC-TUBE1N	1" (25mm)
NC-TUBE114N	1.1/4" (32mm)
NC-TUBE112N	1.1/2" (40mm)
NC-TUBE2N	2" (50mm)
NC-TUBE212N	2.1/2" (65mm)
NC-TUBE3N	3" (80mm)
NC-TUBE4N	4" (100mm)
Tech Sheet 10639	

6.4m Lengths, BSPP

0193	Thread
NC-TUBE12N-6.5	1/2" (15mm)
NC-TUBE34N-6.5	3/4" (20mm)
NC-TUBE1N-6.5	1" (25mm)
NC-TUBE114N-6.5	1.1/4" (32mm)
NC-TUBE112N-6.5	1.1/2" (40mm)
NC-TUBE2N-6.5	2" (50mm)
NC-TUBE212N-6.5	2.1/2" (65mm)
NC-TUBE3N-6.5	3" (80mm)
NC-TUBE4N-6.5	4" (100mm)
Tech Sheet 10639	

EN10255, EN10217-1 & BS1387 - Heavy Grade, Red Oxide Primed, 3.2m Lengths, BSPP

0193	Thread
NC-HTUBE12N	1/2" (15mm)
NC-HTUBE34N	3/4" (20mm)
NC-HTUBE1N	1" (25mm)
NC-HTUBE114N	1.1/4" (32mm)
NC-HTUBE2N	2" (50mm)
Tech Sheet 10639	

6.4m Lengths, BSPP

0193	Thread
NC-HTUBE12N-6.5	1/2" (15mm)
NC-HTUBE34N-6.5	3/4" (20mm)
NC-HTUBE1N-6.5	1" (25mm)
NC-HTUBE114N-6.5	1.1/4" (32mm)
NC-HTUBE112N-6.5	1.1/2" (40mm)
NC-HTUBE2N-6.5	2" (50mm)
Tech Sheet 10639	

EN10255, EN10217-1 & BS1387 - Medium Grade, Galvanised, 3.2m Lengths, BSPP

0193	Thread
NC-TUBE12	1/2" (15mm)
NC-TUBE34	3/4" (20mm)
NC-TUBE1	1" (25mm)
NC-TUBE114	1.1/4" (32mm)
NC-TUBE112	1.1/2" (40mm)
NC-TUBE2	2" (50mm)
NC-TUBE212	2.1/2" (65mm)
NC-TUBE3	3" (80mm)
NC-TUBE4	4" (100mm)
Tech Sheet 10639	

6.4m Lengths, BSPP

0193	Thread
NC-TUBE12-6.5	1/2" (15mm)
NC-TUBE34-6.5	3/4" (20mm)
NC-TUBE1-6.5	1" (25mm)
NC-TUBE114-6.5	1.1/4" (32mm)
NC-TUBE112-6.5	1.1/2" (40mm)
NC-TUBE2-6.5	2" (50mm)
NC-TUBE212-6.5	2.1/2" (65mm)
NC-TUBE3-6.5	3" (80mm)
NC-TUBE4-6.5	4" (100mm)
Tech Sheet 10639	

EN10255, EN10217-1 & BS1387 - Heavy Grade, Galvanised, 3.2m Lengths, BSPP

0193	Thread
NC-HTUBE12	1/2" (15mm)
NC-HTUBE34	3/4" (20mm)
NC-HTUBE1	1" (25mm)
NC-HTUBE114	1.1/4" (32mm)
NC-HTUBE112	1.1/2" (40mm)
NC-HTUBE2	2" (50mm)
Tech Sheet 10639	

6.4m Lengths, BSPP

0193	Thread
NC-HTUBE12-6.5	1/2" (15mm)
NC-HTUBE34-6.5	3/4" (20mm)
NC-HTUBE1-6.5	1" (25mm)
NC-HTUBE114-6.5	1.1/4" (32mm)
NC-HTUBE112-6.5	1.1/2" (40mm)
NC-HTUBE2-6.5	2" (50mm)
Tech Sheet 10639	

Dual Certified Tubes EN10255 and 10217-1

Universal Steel Mill based in UAE ia a major producer of steel tubes across the world. As a major supplier to the world market Universal strives to ensure the products it produces meet the stringent standards of todays markets. To that end they have produced a dual certified tube that can be supplied into the HVAC, Mechanical and Fire Protection industries within the UK.

Certification - all tubes can be supplied with MTC (mill test certificates), certifying that the tubes comply to the relevant standard.

Tubes are available from an extensive stock range:

Standard full lengths or half randoms

Threaded and plain ended

Medium or heavy weight

Red and galvanised finishes

Technical Specification

Leak Tightness Test

- Online NDT machines
- Hydro static pressure testing to 50 bar

Chemical Testing

- Complete chemical laboratory at the mill
- Elco meters
- Hydrometers

Galvanising

- Hot dipped galvanising/zinc coating to EN10240 quality A.1
- Quality checked hourly with Elco meters to ensure a 55-70 micron thickness across tube length

Material

- Fully killed steel
- Tensile tested
- Internal weld seam shall not have a height exceeding 60% of the wall thickness

6.4 metre lengths are available on 2-5 working day delivery service. Specified delivery dates and times cannot be guaranteed. Additional carriage charges may apply, based on weight and location. Please speak to our Business Development Team for full details.

Please note: The UK market has moved away from black tube and has been replaced by primed red oxide tube.

FLANGE BOLT KITS

Bright Zinc Plated Bolt Kits

4 x Bolts
4 x Nuts
4 x Washers
Steel Zinc Plated

M10 Thread

1096	Thread	Length mm
2034-8942	M10	40
2034-8959	M10	45

M12 Thread

1096	Thread	Length mm
2034-9007	M12	25
2034-9015	M12	30
2034-9098	M12	70
2034-9122	M12	90

M16 Thread

1096	Thread	Length mm
2034-9148	M16	50
2034-9155	M16	55
2034-9163	M16	60
2034-9171	M16	65
2034-9189	M16	70
2034-9197	M16	75
2034-9205	M16	80
2034-9221	M16	100
2034-9239	M16	110

M20 Thread

1096	Thread	Length mm
2034-9254	M20	55
2034-9262	M20	60
2034-9270	M20	65
2034-9288	M20	70
2034-9296	M20	75
2034-9312	M20	80
2034-9320	M20	90
2034-9361	M20	120

MALLEABLE IRON ACCESSORIES

School Board Pipe Brackets

Black

1092	Nominal Bore OD
MISB14N	1/4"
MISB38N	3/8"
MISB12N	1/2"
MISB34N	3/4"
MISB1N	1"
BSB20	1.1/4"
MISB112N	1.1/2"
MISB2N	2"
BSB48	3"
BSB64	4"

Galvanised

1092	Nominal Bore OD
MISB14	1/4"
MISB38	3/8"
MISB12	1/2"
MISB34	3/4"
MISB1	1"
MISB114	1.1/4"
MISB112	1.1/2"
MISB2	2"
MISB212	2.1/2"
MISB4	4"

Girder Clamp

Metric Thread

1092	Thread
MIGCM8	M8
MIGCM10	M10
MIGCM12	M12

Single M10 Tapping Pipe Ring

Black

1092	Nominal Bore OD
MISTP14N	1/4"
MISTP38N	3/8"
MISTP12N	1/2"
MISTP34N	3/4"
MISTP1N	1"
MISTP114N	1.1/4"
MISTP2N	2"
Tech Sheet 10641	

Galvanised

1092	Nominal Bore OD
MISTP38	3/8"
MISTP12	1/2"
MISTP34	3/4"
MISTP1	1"
MISTP114	1.1/4"
MISTP112	1.1/2"
MISTP2	2"
Tech Sheet 10641	

Double M10 Tapping Pipe Ring

Black

1092	Nominal Bore OD	Nominal Bore mm
MIDTP14N	1/4"	8
MIDTP38N	3/8"	18
MIDTP12N	1/2"	15
MIDTP1N	1"	25
MIDTP114N	1.1/4"	32

Galvanised

1092	Nominal Bore OD	Nominal Bore mm
MIDTP14	1/4"	8
MIDTP12	1/2"	15
MIDTP34	3/4"	20
MIDTP1	1"	25
MIDTP114	1.1/4"	32
MIDTP112	1.1/2"	51
MIDTP2	2"	50

Wrought Iron Sockets

Maximum Working Pressure:
16 bar



Black, BSPP

1099	Thread
MIWRSB-18N	1/8"
MIWRSB-14N	1/4"
MIWRSB-38N	3/8"
MIWRSB-12N	1/2"
MIWRSB-34N	3/4"
MIWRSB-1N	1"
MIWRSB-114N	1.1/4"
MIWRSB-112N	1.1/2"
MIWRSB-2N	2"
MIWRSB-212N	2.1/2"
MIWRSB-3N	3"
MIWRSB-4N	4"
MIWRSB-6N	6"

Galvanised, BSPP

1099	Thread
MIWRSG-18	1/8"
MIWRSG-14	1/4"
MIWRSG-38	3/8"
MIWRSG-12	1/2"
MIWRSG-34	3/4"
MIWRSG-1	1"
MIWRSG-114	1.1/4"
MIWRSG-112	1.1/2"
MIWRSG-2	2"
MIWRSG-212	2.1/2"
MIWRSG-3	3"
MIWRSG-4	4"

M10 Tapping Back Plate

Black

1092	Thread
MIBPM10N	M10
MIBPM12N	M12

Galvanised

1092	Thread
MIBPM10	M10
MIBPM12	M12

Studding

1092	Thread	Length Metres
MISDM8	M8 x 1.25	1
MISDM10	M10 x 1.5	1
MISDM10X1.0/3M	M10 x 1	3
MISDM12X1.0	M12 x 1	1

Repair Coupling

Working Temperature:
-10°C to +60°C

Maximum Working Pressure: 10 bar

BSPP

1092	Thread	Length mm
MIRC-12	1/2"	76
MIRC-34	3/4"	76
MIRC-1	1"	88
MIRC-112	1.1/2"	102
MIRC-2	2"	102

Supports

Cantilever Arms

1092	Length mm
CA150HDG	150
CA300HDG	300
CA450HDG	450
CA600HDG	600
CA750HDG	750

FORGED STEEL FLANGES

Weld Neck

PN16/111, BS4504: 1989, Table 16

1098	ID
FSFWB-1	1″
FSFWB-114	1.1/4″
FSFWB-112	1.1/2″
FSFWB-2	2″
FSFWB-212	2.1/2″
FSFWB-3	3″
FSFWB-4	4″
Tech Sheet 1500	

PN40/111, BS4505: 1989, Table 40

1098	ID
FSFWB-1-300	1″
FSFWB-112-300	1.1/2″
FSFWB-2-300	2″
FSFWB-212-300	2.1/2″
FSFWB-4-300	4″
Tech Sheet 1500	

150lb, ANSI B16.5a/1992, ASA 150

1098	ID
FSFWA-1	1″
FSFWA-114	1.1/4″
FSFWA-112	1.1/2″
FSFWA-2	2″
FSFWA-212	2.1/2″
FSFWA-3	3″
FSFWA-4	4″
Tech Sheet 1500	

300lb, ANSI B16.5a/1992, ASA 300

1098	ID
FSFWA-212-300	2.1/2″
FSFWA-3-300	3″
FSFWA-4-300	4″
Tech Sheet 1500	

Slip-on

PN16/112, BS4504: 1989, Table 16

1098	ID
FSFSOB-12	1/2″
FSFSOB-34	3/4″
FSFSOB-1	1″
FSFSOB-114	1.1/4″
FSFSOB-112	1.1/2″
FSFSOB-2	2″
FSFSOB-212	2.1/2″
FSFSOB-3	3″
FSFSOB-4	4″
Tech Sheet 1500	

PN40/112, BS4504: 1989, Table 40

1098	ID
FSFSOB-12-300	1/2″
FSFSOB-112-300	1.1/2″
FSFSOB-2-300	2″
FSFSOB-212-300	2.1/2″
FSFSOB-3-300	3″
FSFSOB-4-300	4″
Tech Sheet 1500	

150lb, ANSI B16.5a/1992, ASA 150

1098	ID
FSFSOA-12	1/2″
FSFSOA-34	3/4″
FSFSOA-1	1″
FSFSOA-112	1.1/2″
FSFSOA-2	2″
FSFSOA-3	3″
FSFSOA-4	4″
Tech Sheet 1500	

300lb, ANSI B16.5a/1992, ASA 300

1098	ID
FSFSOA-34-300	3/4″
FSFSOA-114-300	1.1/4″
FSFSOA-2-300	2″
FSFSOA-4-300	4″
Tech Sheet 1500	

Screwed

PN16/113, BS4504: 1989, Table 16, BSPP

1098	Thread
FSFSB-12	1/2″
FSFSB-34	3/4″
FSFSB-1	1″
FSFSB-114	1.1/4″
FSFSB-112	1.1/2″
FSFSB-2	2″
FSFSB-212	2.1/2″
FSFSB-3	3″
FSFSB-4	4″
Tech Sheet 1500	

PN40/113, BS4504: 1989, Table 40, BSPP

1098	Thread
FSFSB-12-300	1/2″
FSFSB-34-300	3/4″
FSFSB-1-300	1″
FSFSB-114-300	1.1/4″
FSFSB-112-300	1.1/2″
FSFSB-2-300	2″
FSFSB-212-300	2.1/2″
FSFSB-3-300	3″
FSFSB-4-300	4″
Tech Sheet 1500	

150lb, ANSI B16.5a/1992, ASA 150, BSPP

1098	Thread
FSFSA-112	1.1/2″
FSFSA-2	2″
FSFSA-212	2.1/2″
FSFSA-3	3″
Tech Sheet 1500	

300lb, ANSI B16.5a/1992, ASA 300, BSPP

1098	Thread
FSFSA-12-300	1/2″
FSFSA-34-300	3/4″
FSFSA-1-300	1″
FSFSA-112-300	1.1/2″
FSFSA-2-300	2″
Tech Sheet 1500	

Carbon Steel Flanges

Slip-On Plate Flanges, Table D

0264	ID mm
FPSOTD-32	32
FPSOTD-50	50
FPSOTD-65	65
FPSOTD-80	80
FPSOTD-100	100
FPSOTD-125	125
FPSOTD-150	150
FPSOTD-200	200
FPSOTD-250	250
FPSOTD-300	300
Tech Sheet 1500	

Note: I.D. = Nominal bore of tube

Blank Flanges, Table D

0264	To Suit mm
FPBLTD-15	15
FPBLTD-20	20
FPBLTD-25	25
FPBLTD-32	32
FPBLTD-50	50
FPBLTD-65	65
FPBLTD-80	80
FPBLTD-100	100
FPBLTD-150	150
FPBLTD-200	200
FPBLTD-250	250
FPBLTD-300	300
Tech Sheet 1500	

Screwed Boss Flanges, Table D, BSPP

0264	Thread
FBSTD-12	1/2"
FBSTD-34	3/4"
FBSTD-1	1"
FBSTD-114	1.1/4"
FBSTD-2	2"
FBSTD-212	2.1/2"
FBSTD-3	3"
FBSTD-4	4"
FBSTD-6	6" (6.1/2")
Tech Sheet 1500	

Slip-On Boss Flanges, Table D

0264	ID mm
FBSOTD-2	50
FBSOTD-3	80
FBSOTD-4	100
FBSOTD-612	150 (6.1/2")
FBSOTD-658	150 (6.5/8")
FBSOTD-8	200
FBSOTD-10	250
FBSOTD-300	300
Tech Sheet 1500	

Slip-On Plate Flanges, Table E

0264	ID mm
FPSOTE-15	15
FPSOTE-20	20
FPSOTE-25	25
FPSOTE-32	32
FPSOTE-40	40
FPSOTE-50	50
FPSOTE-65	65
FPSOTE-80	80
FPSOTE-100	100
FPSOTE-125	125
FPSOTE-150	150
FPSOTE-200	200
FPSOTE-250	250
FPSOTE-300	300
Tech Sheet 1500	

Blank Flanges, Table E

0264	To Suit mm
FPBLTE-15	15
FPBLTE-25	25
FPBLTE-32	32
FPBLTE-40	40
FPBLTE-50	50
FPBLTE-65	65
FPBLTE-80	80
FPBLTE-100	100
FPBLTE-125	125
FPBLTE-150	150
FPBLTE-200	200
FPBLTE-250	250
FPBLTE-300	300
Tech Sheet 1500	

Screwed Boss Flanges, Table E, BSPP

0264	Thread
FBSTE-12	1/2"
FBSTE-34	3/4"
FBSTE-1	1"
FBSTE-114	1.1/4"
FBSTE-112	1.1/2"
FBSTE-2	2"
FBSTE-212	2.1/2"
FBSTE-3	3"
FBSTE-4	4"
FBSTE-5	5"
FBSTE-6	6" (6.1/2")
Tech Sheet 1500	

Slip-On Boss Flanges, Table E

0264	ID mm
FBSOTE-12	15
FBSOTE-34	20
FBSOTE-1	25
FBSOTE-114	32
FBSOTE-112	40
FBSOTE-2	50
FBSOTE-212	65
FBSOTE-3	80
FBSOTE-4	100
FBSOTE-5	125
FBSOTE-612	150 (6.1/2")
FBSOTE-658	150 (6.5/8")
FBSOTE-8	200
FBSOTE-10	250
Tech Sheet 1500	

For **Stainless Steel Flanges** see page **1195**

FLEXIBLE RUBBER BELLOWS

Moulded Rubber Bellows are designed to compensate for misalignment, neutralise movement and reduce noise through vibration in pipelines. They effectively dampen the transmission of sound and vibration and can be used in many applications with various medias including water, oils, chemicals and gases when the correct body material is specified.

Other body materials available on request:

- Butyl
- Nitrile
- Hypalon

Other flange drillings are also available on request.

Working Temperature: -30°C to +110°C

Maximum Working Pressure: 16 bar

PN16 Flanged Connector, BS4504

Nitrile

0388	Flange Size	ID mm	Length mm
FRB-PN16-114NBR	1.1/4"	32	130
FRB-PN16-112NBR	1.1/2"	40	130
FRB-PN16-2NBR	2"	50	130
FRB-PN16-212NBR	2.1/2"	65	130
FRB-PN16-3NBR	3"	80	130
FRB-PN16-4NBR	4"	100	130
FRB-PN16-5NBR	5"	125	130
FRB-PN16-6NBR	6"	150	130
FRB-PN16-8NBR	8"	200	130
FRB-PN16-10NBR	10"	250	130
FRB-PN16-12NBR	12"	300	130
Tech Sheet 10305			

EPDM

0388	Flange Size	ID mm	Length mm
FRB-PN16-114EPDM	1.1/4"	32	130
FRB-PN16-112EPDM	1.1/2"	40	130
FRB-PN16-2EPDM	2"	50	130
FRB-PN16-212EPDM	2.1/2"	65	130
FRB-PN16-3EPDM	3"	80	130
FRB-PN16-4EPDM	4"	100	130
FRB-PN16-5EPDM	5"	125	130
FRB-PN16-6EPDM	6"	150	130
FRB-PN16-8EPDM	8"	200	130
FRB-PN16-10EPDM	10"	250	130
FRB-PN16-12EPDM	12"	300	130
Tech Sheet 10305			

Nitrile, Tied

0388	Flange Size	ID mm	Length mm
RBT-PN16-114NBR	1.1/4"	32	130
RBT-PN16-112NBR	1.1/2"	40	130
RBT-PN16-2NBR	2"	50	130
RBT-PN16-212NBR	2.1/2"	65	130
RBT-PN16-3NBR	3"	80	130
RBT-PN16-4NBR	4"	100	130
RBT-PN16-5NBR	5"	125	130
RBT-PN16-6NBR	6"	150	130
RBT-PN16-8NBR	8"	200	130
RBT-PN16-10NBR	10"	250	130
RBT-PN16-12NBR	12"	300	130
Tech Sheet 10305			

EPDM, Tied

0388	Flange Size	ID mm	Length mm
RBT-PN16-114EPDM	1.1/4"	32	130
RBT-PN16-112EPDM	1.1/2"	40	130
RBT-PN16-2EPDM	2"	50	130
RBT-PN16-212EPDM	2.1/2"	65	130
RBT-PN16-3EPDM	3"	80	130
RBT-PN16-4EPDM	4"	100	130
RBT-PN16-5EPDM	5"	125	130
RBT-PN16-6EPDM	6"	150	130
RBT-PN16-8EPDM	8"	200	130
RBT-PN16-10EPDM	10"	250	130
RBT-PN16-12EPDM	12"	300	130
Tech Sheet 10305			

BSPP Threaded Connector, Double Sphere

Nitrile

0388	Thread	ID mm	Length mm
FRB-BSP-1/2NBR	1/2"	15	203
FRB-BSP-3/4NBR	3/4"	20	203
FRB-BSP-1NBR	1"	25	203
FRB-BSP-114NBR	1.1/4"	32	203
FRB-BSP-112NBR	1.1/2"	40	203
FRB-BSP-2NBR	2"	50	203
FRB-BSP-212NBR	2.1/2"	65	240
FRB-BSP-3NBR	3"	80	240
Tech Sheet 10306			

EPDM

0388	Thread	ID mm	Length mm
FRB-BSP-1/2EPDM	1/2"	15	203
FRB-BSP-3/4EPDM	3/4"	20	203
FRB-BSP-1EPDM	1"	25	203
FRB-BSP-114EPDM	1.1/4"	32	203
FRB-BSP-112EPDM	1.1/2"	40	203
FRB-BSP-2EPDM	2"	50	203
FRB-BSP-212EPDM	2.1/2"	65	240
FRB-BSP-3EPDM	3"	80	240
Tech Sheet 10306			

Mild Steel Flanged Hose Tails

Table E, Mild Steel

0297	To Suit Hose ID
FEHT2	2″
FEHT3	3″
FEHT4	4″
Tech Sheet 20469	

NP16, Mild Steel

0297	To Suit Hose ID
FNP16HT112	1.1/2″
FNP16HT2	2″
FNP16HT212	2.1/2″
FNP16HT3	3″
FNP16HT4	4″
FNP16HT6	6″
FNP16HT8	8″
Tech Sheet 20469	



Flanged Hose Tail Table D, Mild Steel

0297	To Suit Hose ID
FDHT2	2″
FDHT3	3″
FDHT4	4″
FDHT5	5″
FDHT6	6″
Tech Sheet 20469	

ASA150, Mild Steel

0297	To Suit Hose ID
FASA150HT2	2″
Tech Sheet 20469	

Stainless Steel Flanged Hose Tails

stainless steel

Table E, Stainless Steel

0297	To Suit Hose ID
FHSESS2	2″
Tech Sheet 20469	

NP16, Stainless Steel

0297	To Suit Hose ID
FHSNP16SS2	2″
FHSNP16SS3	3″
Tech Sheet 20469	

ASA 150, Stainless Steel

0297	To Suit Hose ID
FHSASASS2	2″
Tech Sheet 20469	

Rubber Gaskets

Table D, Full Face

0296	ID
GRD2	2″
GRD3	3″
GRD4	4″
GRD6	6″
GRD8	8″

PN16, Full Face

0296	ID
GRNP162	2″
GRNP163	3″
GRNP164	4″
GRNP166	6″
GRNP168	8″

IBC PN16

0296	ID
GRIBCNP162	2″
GRIBCNP163	3″
GRIBCNP164	4″
GRIBCNP166	6″
GRIBCNP168	8″



PN16, Full Face (Klinger)

0296	ID
GKNP163	3″
GKNP166	6″



IBC PN16 & Table D

0296	ID
GKIBCNP162	2″
GKIBCNP163	3″
GKIBCNP164	4″
GKIBCNP166	6″

Fibre Gaskets



Table D, Full Face, (Top Graph Araflex)

0296	ID
GKD2	2″
GKD3	3″

For **Stainless Steel Flanges** see page **1195**

NONE ASBESTOS FLANGE GASKETS

IBC Gaskets

Maximum temperature/ pressure can't be used simultaneously and are dependant on thickness.

N34 150lb, ASME B16.5/B16.21

0296	ID
GS12-150	1/2"
GS34-150	3/4"
GS1-150	1"
GS114-150	1.1/4"
GS112-150	1.1/2"
GS2-150	2"
GS212-150	2.1/2"
GS3-150	3"
GS4-150	4"
Tech Sheet 2023	

N34 300lb, ASME B16.5/B16.21

0296	ID
GS12-300	1/2"
GS1-300	1"
GS112-300	1.1/2"
GS3-300	3"
Tech Sheet 2023	

N34 PN16, DIN Standard DIN-DVGW 96.01 e-845

0296	ID
GSPN16-34	3/4"
GSPN16-1	1"
GSPN16-114	1.1/4"
GSPN16-112	1.1/2"
GSPN16-2	2"
GSPN16-212	2.1/2"
GSPN16-3	3"
GSPN16-4	4"
Tech Sheet 2023	

N34 PN40, DIN Standard DIN-DVGW 96.01 e-845

0296	ID
GSPN40-2	2"
GSPN40-3	3"
Tech Sheet 2023	

Full Face Gaskets

Maximum temperature/ pressure can't be used simultaneously and are dependant on thickness.

N34 150lb, ASME B16.5/B16.21

0296	ID
GSFF12-150	1/2"
GSFF1-150	1"
GSFF114-150	1.1/4"
GSFF112-150	1.1/2"
GSFF2-150	2"
GSFF212-150	2.1/2"
GSFF3-150	3"
Tech Sheet 2023	

N34 300lb, ASME B16.5/B16.21

0296	ID
GSFF1-300	1"
GSFF2-300	2"
Tech Sheet 2023	

N34 PN16, DIN Standard DIN-DVGW 96.01 e-845

0296	ID
GSFF16-12	1/2"
GSFF16-1	1"
GSFF16-114	1.1/4"
GSFF16-112	1.1/2"
GSFF16-2	2"
GSFF16-212	2.1/2"
GSFF16-3	3"
GSFF16-4	4"
Tech Sheet 2023	

N34 PN40, DIN Standard DIN-DVGW 96.01 e-845

0296	ID
GSFF40-1	1"
GSFF40-112	1.1/2"
GSFF40-2	2"
GSFF40-4	4"
Tech Sheet 2023	

Customers who bought from this page also purchased...

TOTAL

Pipe Wrenches...see page **1734**

JOINTING COMPOUNDS & SEALANTS

PTFE Thread Sealing Tape

To BS4375

1000	Size
PTFE	0.075mm x 1/2" x 10 Metres x 0.24g/cm
PTF-40	0.100mm x 1/2" x 10 Metres x 0.40g/cm
PTF-80	0.100mm x 19mm x 10 Metres x 0.80g/cm

Non flammable thread sealant. Resistant to all acids, alkalis and solvents. Suitable for use with oxygen and potable water.

WRAS, 0.075mm Gauge, 12 Metres, Pack of 10

0241	Colour	Width mm
M700WHI1212	White	12

For use with gas & potable water

Gas Approved, 5 Metres

0241	Colour	Width mm
PTFE-GAS	White	12

PTFE Thread Seal Tape

1000	Description	Width mm	Roll Length Metres
TAPE	Tape White	12	12
PTFE25MM	Tape White	25	12

Jointing Paste

Resistant to gas, steam, water, petrol, oil and mineral acids

- Easy break
- Lead free
- Complies to BS6956 Part 5 1992

Temperature Resistance:
A: -40°C to 400°C
B: -40°C to 650°C

Stag A

1092	Volume Grams
STAGA	400
Tech Sheet 10798	

Stag B

1092	Volume Grams
STAGB	500
Tech Sheet 10798	

Plate Tapes

Gas board approved to PRS10 high temperature gas flue closure plate sealing tape.

PRS10 Closure Plate Tape, 25 Metres

0241	Colour	Width mm
M293GAS5025	Grey	50

Boss White

BOSS White Pipe Jointing Compound: For steam, air, natural gas and non-potable water applications. Conforms to BS6956 Part 5: 1992.

White

1092	Volume Grams
MIBOSSW400	400

Cloth Tapes

High tack adhesive for polythene sheet joining, lagging, heating, ventilation and packaging.

Standard Duct Cloth Tape, 50 Metres

0241	Colour	Width mm
M24SSIL4850	Silver	48
M24SBLA4850	Black	48
M24SWHI4850	White	48
M24SSIL7250	Silver	72
M24SSIL9650	Silver	96

Hank Dressed Hemp

To be used with suitable Jointing Paste.

1092	Weight
2046-1687	1/2lb

55 Thread Sealing Cord

Particularly suitable for metal and plastic threaded fittings.

Potable water:
WRC listed for use with potable water up to 85°C.

Meets BS 6920.KTW recommendation for hot and cold water.

Gas and water: Carries the German DVGW approval (No.DV-5142 AUO 166), together with DIN 30660.

- Tested in accordance with EN751-2 Class Arp.
- Replaces hemp/tapes and pastes
- Disassembly can be achieved easily with normal tools

0753	Length Metres
LOC-483283	50
LOC-270153	160
Tech Sheet 80	

Thread Sealant

For B85-E85 & Diesel

1092	Volume Millilitres
GASOILA2	280

BUTT WELD FITTINGS BS1640/ASTM A234WPB

45º Long Radius Bend

1097	ID	OD mm	Wall Thickness mm
BWF1-34	3/4"	26.7	2.87
BWF1-1	1"	33.4	3.38
BWF1-114	1.1/4"	42.2	3.56
BWF1-112	1.1/2"	48.3	3.68
BWF1-2	2"	60.3	3.91
BWF1-212	2.1/2"	73	5.16
BWF1-3	3"	88.9	5.49
BWF1-4	4"	114.3	6.02
Tech Sheet 543			

90º Long Radius Elbow

1097	ID	OD mm	Wall Thickness mm
BWF2-34	3/4"	26.7	2.87
BWF2-1	1"	33.4	3.38
BWF2-114	1.1/4"	42.2	3.56
BWF2-112	1.1/2"	48.3	3.68
BWF2-2	2"	60.3	3.91
BWF2-212	2.1/2"	73	5.16
BWF2-3	3"	88.9	5.49
BWF2-4	4"	114.3	6.02
Tech Sheet 543			

180º Long Radius Return Bend

1097	ID	OD mm	Wall Thickness mm
BWF3-1	1"	33.4	3.38
BWF3-114	1.1/4"	42.2	3.56
BWF3-112	1.1/2"	48.3	3.68
BWF3-2	2"	60.3	3.91
BWF3-3	3"	88.9	5.49
BWF3-4	4"	114.3	6.02
Tech Sheet 543			

Equal Tee

1097	ID	OD mm	Wall Thickness mm
BWF4-1	1"	33.4	3.38
BWF4-112	1.1/2"	48.3	3.68
BWF4-2	2"	60.3	3.91
BWF4-212	2.1/2"	73	5.16
BWF4-3	3"	88.9	5.49
BWF4-4	4"	114.3	6.02
Tech Sheet 543			

Reducing Branch Tee

1097	ID A	ID B
BWF5-12-34	1/2"	3/4"
BWF5-112-114	1.1/2"	1.1/4"
BWF5-2-12	2"	1/2"
BWF5-2-114	2"	1.1/4"
BWF5-212-114	2.1/2"	1.1/4"
BWF5-212-112	2.1/2"	1.1/2"
BWF5-3-112	3"	1.1/2"
BWF5-3-2	3"	2"
BWF5-4-212	4"	2.1/2"
Tech Sheet 543		

Caps

1097	ID
BWF8-12	1/2"
BWF8-1	1"
BWF8-114	1.1/4"
BWF8-112	1.1/2"
BWF8-4	4"
Tech Sheet 543	

Concentric Reducers

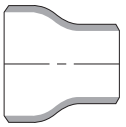
Concentric Reducer

1097	ID	ID
BWF6-34-12	3/4"	1/2"
BWF6-114-34	1.1/4"	3/4"
BWF6-112-12	1.1/2"	1/2"
BWF6-112-1	1.1/2"	1"
BWF6-112-114	1.1/2"	1.1/4"
BWF6-2-1	2"	1"
BWF6-2-114	2"	1.1/4"
BWF6-2-112	2"	1.1/2"
BWF6-212-114	2.1/2"	1.1/4"
BWF6-212-112	2.1/2"	1.1/2"
BWF6-212-2	2.1/2"	2"
BWF6-3-114	3"	1.1/4"
BWF6-3-112	3"	1.1/2"
BWF6-3-2	3"	2"
BWF6-3-212	3"	2.1/2"
BWF6-4-2	4"	2"
BWF6-4-212	4"	2.1/2"
BWF6-4-3	4"	3"
Tech Sheet 543		

Eccentric Reducers

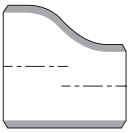
Eccentric Reducer

1097	ID	ID
BWF7-112-12	1.1/2"	1/2"
BWF7-112-34	1.1/2"	3/4"
BWF7-112-1	1.1/2"	1"
BWF7-112-114	1.1/2"	1.1/4"
BWF7-2-114	2"	1.1/4"
BWF7-212-112	2.1/2"	1.1/2"
BWF7-3-2	3"	2"
BWF7-3-212	3"	2.1/2"
BWF7-4-212	4"	2.1/2"
BWF7-4-3	4"	3"
Tech Sheet 543		

PIPECLAMPS HANDRAIL SYSTEMS

Using standard tube and pipeclamp fittings, imagination is your only limitation to what can be built.
From industry to retail from safety to play all can use the pipeclamp system.

Manufactured to BS EN 1562 1997
Galvanised to BS EN 1461 1999

Applications:

- Safety railings
- Storage bays
- Handrails
- Support framework
- Racking
- Compounds
- Cycle racks
- Hanging rails
- Access and invalid ramps
- Door access and entry guarding

Pipeclamp Size	Tube OD mm	Tube OD inch	Nom Bore mm	Nom Bore inch
1	26.9	1.1/16	20	3/4"
2	33.7	1.11/32	25	1"
3	42.4	1.11/16	32	1.1/4"
4	48.3	1.29/32	40	1.1/2"
5	60.3	2.3/8	50	2"

Short Tee (101)



1089	Pipeclamp Size A	Pipeclamp Size B
PCLAMPS-101-1	1	1
PCLAMPS-101-2	2	2
PCLAMPS-101-3	3	3
PCLAMPS-101-4	4	4
PCLAMPS-101-4/3	4	3
PCLAMPS-101-5	5	5
PCLAMPS-101-5/4	5	4
Tech Sheet 1		

Long Tee (104)

1089	Pipeclamp Size
PCLAMPS-104-1	1
PCLAMPS-104-2	2
PCLAMPS-104-3	3
PCLAMPS-104-4	4
PCLAMPS-104-5	5
Tech Sheet 1	

3 Way Through (116)

1089	Pipeclamp Size
PCLAMPS-116-1	1
PCLAMPS-116-2	2
PCLAMPS-116-3	3
PCLAMPS-116-4	4
PCLAMPS-116-5	5
Tech Sheet 1	

2 Socket Cross (119)



1089	Pipeclamp Size A	Pipeclamp Size B
PCLAMPS-119-1	1	1
PCLAMPS-119-2	2	2
PCLAMPS-119-3	3	3
PCLAMPS-119-4	4	4
PCLAMPS-119-5	5	5
Tech Sheet 1		

90º 2 Way Elbow (125)

1089	Pipeclamp Size
PCLAMPS-125-1	1
PCLAMPS-125-2	2
PCLAMPS-125-3	3
PCLAMPS-125-4	4
PCLAMPS-125-5	5
Tech Sheet 1	

90º 2 Way Swivel Elbow (125H)

1089	Pipeclamp Size
PCLAMPS-125H-3	3
PCLAMPS-125H-4	4

90° 3 Way Elbow (128)

1089	Pipeclamp Size
PCLAMPS-128-1	1
PCLAMPS-128-2	2
PCLAMPS-128-3	3
PCLAMPS-128-4	4
Tech Sheet 1	

Adjustable Tee (129)

1089	Pipeclamp Size
PCLAMPS-129-2	2
PCLAMPS-129-3	3
PCLAMPS-129-4	4
Tech Sheet 1	

Adjustable Cross (130)

1089	Pipeclamp Size
PCLAMPS-130-2	2
PCLAMPS-130-3	3
Tech Sheet 1	

PIPECLAMPS HANDRAIL SYSTEMS

Wall Plate (131)

1089	Pipeclamp Size
PCLAMPS-131-1	1
PCLAMPS-131-2	2
PCLAMPS-131-3	3
PCLAMPS-131-4	4
PCLAMPS-131-5	5
Tech Sheet 1	

Base Plate (132)

1089	Pipeclamp Size
PCLAMPS-132-1	1
PCLAMPS-132-2	2
PCLAMPS-132-3	3
PCLAMPS-132-4	4
PCLAMPS-132-5	5
Tech Sheet 1	

Plastic Plug (133)

1089	Pipeclamp Size
PCLAMPS-133-1	1
PCLAMPS-133-2	2
PCLAMPS-133-3	3
PCLAMPS-133-4	4
PCLAMPS-133-5	5
Tech Sheet 1	

Ground Socket (134)

1089	Pipeclamp Size
PCLAMPS-134-2	2
PCLAMPS-134-3	3
PCLAMPS-134-4	4
Tech Sheet 1	

Retro Fit Clamp (135)

1089	Pipeclamp Size
PCLAMPS-135-2	2
PCLAMPS-135-3	3
PCLAMPS-135-4	4
Tech Sheet 1	

Gate Eye (138)

1089	Pipeclamp Size
PCLAMPS-138-1	1
PCLAMPS-138-2	2
PCLAMPS-138-3	3
PCLAMPS-138-4	4
Tech Sheet 1	

Gate Hinge (140)

1089	Pipeclamp Size
PCLAMPS-140-1	1
PCLAMPS-140-2	2
PCLAMPS-140-3	3
Tech Sheet 1	

Wall Mounted Handrail Bracket (143)

1089	Pipeclamp Size
PCLAMPS-143-1	1
PCLAMPS-143-2	2
PCLAMPS-143-3	3
PCLAMPS-143-4	4
Tech Sheet 1	

Structural Offset Side Palm Fixing (144)

1089	Pipeclamp Size
PCLAMPS-144-2	2
PCLAMPS-144-3	3
PCLAMPS-144-4	4
Tech Sheet 1	

Non Structural Offset Side Palm Fixing (145)

1089	Pipeclamp Size
PCLAMPS-145-2	2
PCLAMPS-145-3	3
PCLAMPS-145-4	4
Tech Sheet 1	

Structural Flush Side Palm Fixing (146)

1089	Pipeclamp Size
PCLAMPS-146-2	2
PCLAMPS-146-3	3
PCLAMPS-146-4	4
Tech Sheet 1	

Offset Swivel Tee (147)

1089	Pipeclamp Size
PCLAMPS-147-2	2
PCLAMPS-147-3	3
PCLAMPS-147-4	4
Tech Sheet 1	

Short Swivel In-line Tee (148)

1089	Pipeclamp Size
PCLAMPS-148-1	1
PCLAMPS-148-2	2
PCLAMPS-148-3	3
PCLAMPS-148-4	4
Tech Sheet 1	

In-line External Tube Connector (149)

1089	Pipeclamp Size
PCLAMPS-149-1	1
PCLAMPS-149-2	2
PCLAMPS-149-3	3
PCLAMPS-149-4	4
PCLAMPS-149-5	5
Tech Sheet 1	

In-line Internal Tube Connector (150)



1089	Pipeclamp Size
PCLAMPS-150-2	2
PCLAMPS-150-3	3
PCLAMPS-150-4	4
Tech Sheet 1	

4 Way Cross (158)

1089	Pipeclamp Size
PCLAMPS-158-2	2
PCLAMPS-158-3	3
PCLAMPS-158-4	4
Tech Sheet 1	

Retro Fit Clamp on Tee (160)

1089	Pipeclamp Size A	Pipeclamp Size B
PCLAMPS-160-2	2	2
PCLAMPS-160-3	3	3
PCLAMPS-160-4	4	4
PCLAMPS-160-5	5	5
Tech Sheet 1		

Offset 90º Crossover (161)



1089	Pipeclamp Size A	Pipeclamp Size B
PCLAMPS-161-1	1	1
PCLAMPS-161-2	2	2
PCLAMPS-161-3	3	3
PCLAMPS-161-3/2	3	2
PCLAMPS-161-4	4	4
PCLAMPS-161-4/2	4	2
Tech Sheet 1		

Combination Socket (165)

1089	Pipeclamp Size
PCLAMPS-165-1	1
PCLAMPS-165-3	3
PCLAMPS-165-5	5
Tech Sheet 1	

Pipeclamp Rails

Galvanised rail, plain end

Pipeclamp Size	Tube OD mm	Tube OD inch	Nom Bore mm	Nom Bore inch
1	26.9	1.1/16	20	3/4"
2	33.7	1.11/32	25	1"
3	42.4	1.11/16	32	1.1/4"
4	48.3	1.29/32	40	1.1/2"
5	60.3	2.3/8	50	2"

6.4 Metre Lengths

1089	Pipeclamp Size
PCLAMP-TUBE1-6.5	1
PCLAMP-TUBE2-6.5	2
PCLAMP-TUBE3-6.5	3
PCLAMP-TUBE4-6.5	4
PCLAMP-TUBE5-6.5	5
Tech Sheet 1	

3.2 Metre Lengths

1089	Pipeclamp Size
PCLAMP-TUBE1-325	1
PCLAMP-TUBE2-325	2
PCLAMP-TUBE3-325	3
PCLAMP-TUBE4-325	4
PCLAMP-TUBE5-325	5
Tech Sheet 1	

DIRECT DELIVERY

6.4 metre lengths are available on 2-5 working day delivery service. Specified delivery dates and times cannot be guaranteed.
Additional carriage charges may apply, based on weight and location. Please speak to our Business Development Team for full details.

THE SWIVEL RANGE

The swivel range is constructed using female and male parts. 173F is common to all combinations. Lugs on fittings sizes 1 to 5 have the same dimensions, and sizes can be mixed if required, ie: 173F-1 with 173M-4. In addition to being used with 173F to make the combination, all 'M' fittings can also be used to secure various types of infill in place.

WARNING: An entire structure should not be built just using swivel fittings.

Manufactured to BS EN 1562 1997
Galvanised to BS EN 1461 1999

Pipe- clamp Size	Tube OD mm	Tube OD inch	Nom Bore mm	Nom Bore inch
1	26.9	1.1/16	20	3/4"
2	33.7	1.11/32	25	1"
3	42.4	1.11/16	32	1.1/4"
4	48.3	1.29/32	40	1.1/2"
5	60.3	2.3/8	50	2"

Double In-line Swivel Combination (167)

1089	Pipeclamp Size
PCLAMPS-167-1	1
PCLAMPS-167-2	2
PCLAMPS-167-3	3
PCLAMPS-167-4	4
PCLAMPS-167-5	5
Tech Sheet 1	

Double Male In-line Swivel (167M)

1089	Pipeclamp Size
PCLAMPS-167M-3	3
PCLAMPS-167M-4	4

90º Corner Swivel (168)

1089	Pipeclamp Size
PCLAMPS-168-2	2
PCLAMPS-168-3	3
PCLAMPS-168-4	4
Tech Sheet 1	

90º Male Corner Swivel (168M)

1089	Pipeclamp Size
PCLAMPS-168M-4	2

Swivel Locating Flange (169)

1089	Pipeclamp Size
PCLAMPS-169-1	1
PCLAMPS-169-2	2
PCLAMPS-169-3	3
PCLAMPS-169-4	4
Tech Sheet 1	

Male Swivel Locating Flange (169M)

1089
PCLAMPS-169M
Tech Sheet 1

Single Sided Mesh Panel Clip (170)

1089	Pipeclamp Size
PCLAMPS-170-1	1
PCLAMPS-170-2	2
PCLAMPS-170-3	3
PCLAMPS-170-4	4
PCLAMPS-170-5	5
Tech Sheet 1	

Double Sided Mesh Panel Clip (171)

1089	Pipeclamp Size
PCLAMPS-171-1	1
PCLAMPS-171-2	2
PCLAMPS-171-3	3
PCLAMPS-171-4	4
PCLAMPS-171-5	5
Tech Sheet 1	

Single Swivel (173)

1089	Pipeclamp Size
PCLAMPS-173-2	2
PCLAMPS-173-3	3
PCLAMPS-173-4	4

Female Swivel (173F)

1089	Pipeclamp Size
PCLAMPS-173F-1	1
PCLAMPS-173F-2	2
PCLAMPS-173F-3	3
PCLAMPS-173F-5	5
Tech Sheet 1	

Single Male Swivel (173M)

1089	Pipeclamp Size
PCLAMPS-173M-2	2
PCLAMPS-173M-3	3
PCLAMPS-173M-4	4
PCLAMPS-173M-5	5

Tech Sheet 1

3 Way Outlet Tee (176)

1089	Pipeclamp Size
PCLAMPS-176-2	2
PCLAMPS-176-3	3
PCLAMPS-176-4	4
PCLAMPS-176-5	5

Tech Sheet 1

Locking Collar (179)

1089	Pipeclamp Size
PCLAMPS-179-1	1
PCLAMPS-179-2	2
PCLAMPS-179-3	3
PCLAMPS-179-4	4

Tech Sheet 1

Hook (182)

1089	Pipeclamp Size
PCLAMPS-182-2	2
PCLAMPS-182-3	3
PCLAMPS-182-4	4

Tech Sheet 1

Cover (184)

1089	Pipeclamp Size
PCLAMPS-184-2	2
PCLAMPS-184-4	4

Saddle Clamp (198)

1089	Pipeclamp Size
PCLAMPS-198-2	2
PCLAMPS-198-3	3
PCLAMPS-198-4	4

Single Pipe Clamp (199)

1089	Pipeclamp Size
PCLAMPS-199-3	3
PCLAMPS-199-4	4

Slope Range Short Tee (201)

1089	Pipeclamp Size
PCLAMPS-201-2	2
PCLAMPS-201-4	4

Slope Range Long Tee (204)

1089	Pipeclamp Size
PCLAMPS-204-2	2
PCLAMPS-204-4	4

Slope Range Socket Cross (219)

1089	Pipeclamp Size
PCLAMPS-219-2	2
PCLAMPS-219-4	4

Variable Angle In-line Connector (224)

1089	Pipeclamp Size
PCLAMPS-224-2	2
PCLAMPS-224-3	3
PCLAMPS-224-4	4

Slope Range Elbow (225)

1089	Pipeclamp Size
PCLAMPS-225-2	2
PCLAMPS-225-4	4

Tech Sheet 1

THE SWIVEL RANGE

Spare Grubscrews (GS)

1089	Pipeclamp Size
PCLAMPS-GS3-1-2	1-2
PCLAMPS-GS3-4-5	3-4-5
Tech Sheet 1	

Dual Ratchet (233)

1089	Pipeclamp Size
PCLAMPS-233	1-5
Tech Sheet 1	

Allen Keys (235)

1089	Pipeclamp Size	Hex Size
PCLAMPS-235-1-2	1-2	1/4"
PCLAMPS-2353-4-5	3-4-5	3/8"
Tech Sheet 1		

DISABILITY ACCESS

Elbow (DDA1)

1089	Pipeclamp Size
DDA1	3

Post Connector (DDA3)

1089	Pipeclamp Size
DDA3	3

Variable Elbow (DDA5)

1089	Pipeclamp Size
DDA5	3

End Plate (DDA2)

1089	Pipeclamp Size
DDA2	3

Post End Connector (DDA4)

1089	Pipeclamp Size
DDA4	3

Wall Plate (DDA6)

1089	Pipeclamp Size
DDA6	3

1 Hydraulics 3-284

2 Hydraulic Quick Release Couplings 285-320

3 Pneumatic Quick Release Couplings 321-406

4 Monitor & Test 407-446

5 Pneumatic & Vacuum 447-762

6 Push-in Fittings & Tubing 763-918

7 Valves & Actuation 919-1060

8 Ring Main 1061-1136

9 Hose Tails, Adaptors, Fittings & Manifolds 1137-1224

10 Stainless Steel 1225-1332

11 Malleable Iron 1333-1398

12 Hose, Couplings, Ducting & Hose Reels 1399-1510

13 Clips & Clamps 1511-1558

14 Paint, Sprays & Adhesives 1559-1590

15 Blow Guns, Vacuum & Nozzles 1591-1616

16 Fuelling, Lubrication, Wash Down & Misting 1617-1696

17 Compressors & Air Tools 1697-1726

18 Hand Tools & PPE 1727-1765

SECTION 12

Hose, Couplings, Ducting & Hose Reels

12.01 Hose 1399-1422

12.02 Suction, Delivery Hose & Accessories 1423-1436

12.03 Ducting 1437-1447

12.04 Hose Reels 1448-1466

12.05 Cam & Groove Quick Couplings 1467-1472

12.06 Claw Couplings 1473-1479

12.07 Clamps & Stem Couplings 1480-1482

12.08 Shot Blast & Unicone Fittings 1483-1484

12.09 Storz DIN Couplings 1485-1486

12.10 Trench Pump & Tanker Couplings 1487-1490

12.11 IBC Mortar & Instantaneous Fire Couplings 1491-1496

12.12 Combination Nipples 1497

12.13 Modular Coolant Systems 1498-1502

12.14 Lever Lock Water Couplings 1503-1510

SECTION 12

12.01 Hose

1399-1422

- Braided PVC Hose
- Reinforced PVC Hose
- Hi-Vis Air & Water RPVC Hose
- Superior Rubber Alloy Air Hose & Assemblies
- Safety Compressed Air Hose Assemblies
- Compressed Air Hose
- Specialist Hose & Tubing
- Automotive Tubing & Hose
- Gas Hose
- Welding Hose Sets
- Oxy/Acetylene Equipment
- Water Hoses

12.02 Suction, Delivery Hose & Accessories

1423-1436

- Layflat Delivery Hos & Assemblies
- Suction Hose
- Oil Resistant Suction Hose
- Water Suction Hose
- Water Delivery Hose
- Wire Reinforced Suction Hose
- Hozelock Tricofle
- Contractors Hose
- Industrial Hose
- XLPE Chemical Suction & Delivery Hose
- Anti-static Hose
- Foot Valves & Strainers

12.03 Ducting

1437-1447

- Abrasion-resistant, Anti-static Industrial PUR Ducting
- Antistatic PUR Medium & Heavy-duty Ducting
- Food Grade PUR Ducting
- Suction & Delivery Hoses
- Neoprene & Silicone Ducting
- Industrial Vacuum Hoses & Accessories
- Specialist Clamping Equipment

12.04 Hose Reels

1448-1466

- Air & Water Hose Reels
- Hi-Vis Hose Reels
- Mountable Hose Reels
- Reelworks Hose Reels
- Heavy-duty Hose Reels
- Spring Rewind Cable Reels
- Self-retracting Hose Reels
- Fire Hose Reels & Accessories

12.05 Cam & Groove Quick Couplings

1467-1472

- Aluminium Couplings
- 316 Stainless Steel Couplings
- Polypropylene Couplings
- Brass Couplings
- Cam & Groove Seals & Spares

12.06 Claw Couplings

1473-1479

- Quick Release Pneumatic Hose Couplings
- Quick Release Water Hose Couplings
- Clamps, Hose Clamps & Fasteners

12.07 Clamps and Stem Couplings

1480-1482

- Clamps, Nuts & Bolts
- Steel Air & Steam Couplings & Clamps
- Steam Couplings
- Steam Hose & Assemblies

Hose, Couplings, Ducting & Hose Reels

12.08 Shot Blast and Unicone Fittings

FT PRO

1483-1484

- Shot Blast Couplings, Hose & Nozzle Holders
- Genuine Unicone Fittings

12.09 Storz DIN Couplings

FT PRO

1485-1486

- Storz Din Suction Couplings

12.10 Trench Pump & Tanker Couplings

FT PRO

1487-1490

- Trench Pump Hose Couplings - Lug Type
- Tanker Couplings & Adaptors

12.11 IBC Motar and Instantaneous Fire Couplings

FT PRO JAYMAC Industrial Hose & Accessories

1491-1496

- IBC Off Load System
- Mortar Hose Couplings & Plugs
- Flanges
- Fire Hose & Instantaneous Fire Hose Couplings
- Standpipes, Manhole & Drain Keys



12.12 Combination Nipples

FT PRO

1497

- Combination Steel Nipples & Hose Joiners
- Hexagon Nuts & Tails

12.13 Modular Coolant Systems

FT PRO

1498-1502

- Modular Coolant Hose System

12.14 Lever Lock Water Couplings

FT PRO DALLAI We connect the world

1503-1510

- Lever Lock Water Pump Couplings

FT PRO®

BRAIDED PVC HOSE

Reinforced PVC Braided Hose, Type RPVC & HDPVC (to BS6066)

Manufactured from top quality crystal clear 'virgin' PVC compound, and ideal for factory airlines, fluid systems and many industrial applications. Reinforced with a high tensile quality polyester yarn, it offers high working pressures and extreme flexibility.

The hose is resistant to a wide range of chemicals (please consult our Business Development Team for further details).



Reinforced PVC Braided Hose, Type RPVC & HDPVC (to BS6066)





Characteristics:

- Excellent abrasion resistance
- High resistance to alkalis and acids
- Silicone free
- Cadmium free
- Low toxicity
- Excellent transparency
- Manufactured to comply with BS6066 and ISO5774
- Produced from FDA approved materials
- Durable, anti-cold proof, non-inflated
- Highly flexible, lightweight and easy to handle
- No fissure phenomenon by ultraviolet rays and direct rays of the sun
- Little expansion or contraction

Applications:

- Water supply and draining
- Transfer of various fluids and powder
- Supplying water, gas, oil, etc. in agriculture and industry
- Compressed air
- Other special purposes

Length*	15 metres	30 metres	100 metres
Size	From 3/16" ID to 2" ID		
Temperature	Min -20°C	Max +65°C	

*Other lengths available on request.

BRAIDED PVC HOSE

Reinforced PVC Braided Hose, Type RPVC (to BS6066)



Medium-duty, 30 Metre Coils

5000	ID mm	ID	OD mm	Colour	Max Pressure Bar
RPVC316	5	3/16"	10	Transparent	13
RPVC316N	5	3/16"	10	Black	13
RPVC14	6	1/4"	11	Transparent	15
RPVC14N	6	1/4"	11	Black	15
RPVC14R	6	1/4"	11	Red	15
RPVC14B	6	1/4"	11	Blue	15
RPVC14G	6	1/4"	11	Green	15
RPVC14Y	6	1/4"	11	Yellow	15
RPVC516	8	5/16"	13	Transparent	15
RPVC516N	8	5/16"	13	Black	15
RPVC516R	8	5/16"	13	Red	15
RPVC516B	8	5/16"	13	Blue	15
RPVC516G	8	5/16"	13	Green	15
RPVC38	10	3/8"	15	Transparent	12
RPVC38N	10	3/8"	15	Black	12
RPVC38R	10	3/8"	15	Red	12
RPVC38B	10	3/8"	15	Blue	12
RPVC38G	10	3/8"	15	Green	12
RPVC38Y	10	3/8"	15	Yellow	12
RPVC12	13	1/2"	18	Transparent	12
RPVC12N	13	1/2"	18	Black	12
RPVC12R	13	1/2"	18	Red	12
RPVC12B	13	1/2"	18	Blue	12
RPVC12G	13	1/2"	18	Green	12
RPVC12Y	13	1/2"	18	Yellow	12
RPVC58	16	5/8"	21	Transparent	10
RPVC58N	16	5/8"	21	Black	10
RPVC34	19	3/4"	25	Transparent	10
RPVC34N	19	3/4"	25	Black	10
RPVC34R	19	3/4"	25	Red	10
RPVC34B	19	3/4"	25	Blue	10
RPVC1	25	1"	31	Transparent	9
RPVC1N	25	1"	31	Black	9
RPVC114	32	1.1/4"	40	Transparent	6
RPVC112	38	1.1/2"	42	Transparent	6
RPVC2	50	2"	60	Transparent	3
Tech Sheet 1884					

Medium-duty, 15 Metre Coils

5000	ID mm	ID	OD mm	Colour	Max Pressure Bar
RPVC12-15	13	1/2"	18	Transparent	12
RPVC34-15	19	3/4"	25	Transparent	10
RPVC114-15	32	1.1/4"	40	Transparent	6
RPVC112-15	38	1.1/2"	42	Transparent	6
RPVC2-15	50	2"	60	Transparent	3
Tech Sheet 1884					



You might also need **Brass Hose Tails**
see page **1141**

Clips & Clamps

...see pages **1513-1558**

BRAIDED PVC HOSE

Reinforced PVC Braided Hose, Type RPVC (to BS6066)

Medium-duty, 100 Metre Coils

5000	ID mm	ID	OD mm	Colour	Max Pressure Bar
RPVC14-100	6	1/4"	11	Transparent	15
RPVC14N-100	6	1/4"	11	Black	15
RPVC14R-100	6	1/4"	11	Red	15
RPVC14B-100	6	1/4"	11	Blue	15
RPVC14G-100	6	1/4"	11	Green	15
RPVC14Y-100	6	1/4"	11	Yellow	15
RPVC516-100	8	5/16"	13	Transparent	15
RPVC516N-100	8	5/16"	13	Black	15
RPVC516R-100	8	5/16"	13	Red	15
RPVC516B-100	8	5/16"	13	Blue	15
RPVC38-100	10	3/8"	15	Transparent	12
RPVC38N-100	10	3/8"	15	Black	12
RPVC38R-100	10	3/8"	15	Red	12
RPVC38B-100	10	3/8"	15	Blue	12
RPVC38Y-100	10	3/8"	15	Yellow	12
RPVC12-100	13	1/2"	18	Transparent	12
RPVC12N-100	13	1/2"	18	Black	12
RPVC12R-100	13	1/2"	18	Red	12
RPVC12B-100	13	1/2"	18	Blue	12
RPVC12Y-100	13	1/2"	18	Yellow	12
RPVC34-100	19	3/4"	25	Transparent	10
RPVC1-100	25	1"	31	Transparent	9
Tech Sheet 1884					

Heavy-duty, 30 Metre Coils

5000	ID mm	ID	OD mm	Colour	Max Pressure Bar
HDPVC14	6.5	1/4"	11.5	Transparent	16
HDPVC14B	6.5	1/4"	11.5	Blue	16
HDPVC14N	6.5	1/4"	11.5	Black	16
HDPVC14R	6.5	1/4"	11.5	Red	16
HDPVC516	8	5/16"	13.5	Transparent	16
HDPVC516B	8	5/16"	13.5	Blue	16
HDPVC516N	8	5/16"	13.5	Black	16
HDPVC516Y	8	5/16"	13.5	Yellow	16
HDPVC38	10	3/8"	16	Transparent	15
HDPVC38B	10	3/8"	16	Blue	15
HDPVC38N	10	3/8"	16	Black	15
HDPVC38R	10	3/8"	16	Red	15
HDPVC38Y	10	3/8"	16	Yellow	15
HDPVC12	12.5	1/2"	18.5	Transparent	12
HDPVC12B	12.5	1/2"	18.5	Blue	12
HDPVC12N	12.5	1/2"	18.5	Black	12
HDPVC12R	12.5	1/2"	18.5	Red	12
HDPVC12Y	12.5	1/2"	18.5	Yellow	12
HDPVC58	16	5/8"	23	Transparent	10
HDPVC34	20	3/4"	26	Transparent	10
HDPVC34B	20	3/4"	26	Blue	10
HDPVC34N	20	3/4"	26	Black	10
HDPVC1	25	1"	33	Transparent	10
HDPVC114	32	1.1/4"	41	Transparent	6
HDPVC112	40	1.1/2"	49	Transparent	6
HDPVC2	50	2"	62	Transparent	3
Tech Sheet 1884					

For **Wash Down Equipment** see pages **1666-1678**



FOOD GRADE BRAIDED PVC HOSE

BS6066 & ISO5774

Food Certified Reinforced PVC Braided Hose

This flexible, smooth, corrosion resistant, non-aging, and non-oxidising food gradevinyl plastic tubing is produced from raw materials meeting the FDA approved material requirement.

This braided PVC hose offers the same basic performance as clear PVC hose with more strength and flexibility making it ideal for tight installations where hose flattening and kinking may occur.

Hose is fully tested, certified and carries the food safe logos.

Applications:

- Food stuffs
- Beers
- Cool fluids
- Oils and gases
- Dry powders and granules

Available Lengths:

30 and 100 metres

Sizes from: 1/4" to 2"

Characteristics:

- Excellent abrasion resistance
- Good flexibility
- High resistance to alkalis/acids
- Silicone free
- Cadmium free
- Non toxic
- Excellent transparency
- Manufactured to comply with BS6066 and ISO5774
- Produced with FDA approved materials
- Durable, non-inflated
- High-flexibility, lightweight and easy to handle
- Non fissure phenomenon by ultraviolet rays and direct rays of the sun
- Little expansion or contraction
- Phthalate free

Hose compliant with European regulation (EU) No. 10/2011



Working Temperature:
-20°C to +65°C

Heavy-duty, 30 Metre Coils

5004	ID mm	ID	OD mm	Max Pressure Bar
FHDPVC14	6.5	1/4"	11.5	16
FHDPVC516	8	5/16"	13.5	16
FHDPVC38	10	3/8"	16	15
FHDPVC12	12.5	1/2"	18.5	12
FHDPVC34	20	3/4"	26	10
FHDPVC1	25	1"	33	10
FHDPVC114	32	1.1/4"	41	6
FHDPVC112	40	1.1/2"	49	6
FHDPVC2	50	2"	62	3
Tech Sheet 10168				

Heavy-duty, 100 Metre Coils

5004	ID mm	ID	OD mm	Max Pressure Bar
FHDPVC14-100	6.5	1/4"	11.5	16
FHDPVC516-100	8	5/16"	13.5	16
FHDPVC38-100	10	3/8"	16	15
FHDPVC12-100	12.5	1/2"	18.5	12
FHDPVC34-100	20	3/4"	26	10
FHDPVC1-100	25	1"	33	10
Tech Sheet 10168				

Lightweight Flexible Reinforced PVC Hose

- **Lightweight – 30% lighter than standard PVC**
- **Superior kink resistance compared to standard PVC and rubber**
- **Extremely flexible, making it ideal for use with air tools**

Working Temperature:
-15°C to +60°C

Flexible Lightweight PVC Hose

30 Metre Coils

5080	ID mm	OD mm	Colour	Max Pressure Bar	Max Pressure PSI
FLP-06B	6	10.5	Blue	18	260
FLP-08B	8	12.5	Blue	15	220
FLP-10B	10	14	Blue	13	190
FLP-12B	12	17	Blue	11	160
Tech Sheet 20203					

BRAIDED PVC HOSE

Reinforced PVC Braided Hose

Reinforced PVC Braided Hose, Natural, 30 Metre Coils

5081	ID mm	ID	OD
PVC03	3	1/8"	8
PVC05	5	3/16"	10
PVC06	6.3	1/4"	10.5
PVC08	8	5/16"	12
PVC10	10	3/8"	14
PVC12	12.5	1/2"	17.5
PVC12HD	12	1/2"	18
PVC16	16	5/8"	20.25
PVC19	19	3/4"	24
PVC25	25	1"	31
PVC32	32	1.1/4"	42
PVC38	38	1.1/2"	48
PVC50	50	2"	60

Hi-Vis Air & Water RPVC Hose

The Hi-Vis properties of this hose are fully compliant with Health & Safety (Chromaticity Luminance) BS EN ISO 5774 and EN471:2003. A must for all professional facilities and applications.

Features:

- 20 bar rated
- -20°C to +80°C
- Suitable for potable drinking water
- Self-extinguishing
- High visibility
- Flexible PVC
- UV stable
- Multi-use
- White inner, yellow fluorescent outer
- Material softness BSS50/BSS65

Applications:

- Industrial
- Food
- Wash down
- Garage forecourt
- Workshops
- Vending
- Window cleaning/ high rise
- Festivals and outdoor public events

The components used in production of this hose are compliant with EC and FDA requirements

Applicable Standards BS EN ISO 5774 (plastic hoses, textile-reinforced types for compressed air applications.) Tested in accordance with EN471 : 2003 : Section 5.1,5.1.1 and Table 2 for both chromaticity and luminance.

Hi-Vis Medium-duty, 30 Metre Coils

0349	ID mm	OD mm	Bend Radius mm	Max Pressure Bar
HVIS06-30	6.3	11.5	28	20
HVIS08-30	8	13.5	34	20
HVIS10-30	10	16	40	20
HVIS12-30	12.5	18.5	55	20
Tech Sheet 10091				

Hi-Vis Medium-duty, 50 Metre Coils

0349	ID mm	OD mm	Bend Radius mm	Max Pressure Bar
HVIS06-50	6.3	11.5	28	20
HVIS08-50	8	13.5	34	20
HVIS10-50	10	16	40	20
HVIS12-50	12.5	18.5	55	20
Tech Sheet 10091				

Hi-Vis Medium-duty, 100 Metre Coils

0349	ID mm	OD mm	Bend Radius mm	Max Pressure Bar
HVIS06-100	6.3	11.5	28	20
HVIS08-100	8	13.5	34	20
HVIS10-100	10	16	40	20
HVIS12-100	12.5	18.5	55	20
Tech Sheet 10091				

PVC HOSE & ASSEMBLIES

Reinforced PVC Hose Assemblies

Schrader Standard Series Interchange.

Rectus 17 Series Hose Assemblies

1710	Length Metres	ID
HOSE17/06MM/3M	3	1/4"
HOSE17/06MM/5M	5	1/4"
HOSE17/06MM/10M	10	1/4"
HOSE17/10MM/3M	3	3/8"
HOSE17/10MM/5M	5	3/8"
HOSE17/10MM/10M	10	3/8"
HOSE17/12MM/3M	3	1/2"
HOSE17/12MM/5M	5	1/2"
HOSE17/12MM/10M	10	1/2"

PCL Standard Series Interchange.



Rectus 19 Series Hose Assemblies

1910	Length Metres	ID
HOSE19/06MM/3M	3	1/4"
HOSE19/06MM/5M	5	1/4"
HOSE19/06MM/10M	10	1/4"
HOSE19/10MM/3M	3	3/8"
HOSE19/10MM/5M	5	3/8"
HOSE19/10MM/10M	10	3/8"
HOSE19/12MM/3M	3	1/2"
HOSE19/12MM/5M	5	1/2"
HOSE19/12MM/10M	10	1/2"

- Twist release type coupling.

Schrader Standard Series Interchange.

AP97 Series Hose Assemblies

0097	Length Metres	ID
HOSE97/06MM/3M	3	1/4"
HOSE97/06MM/5M	5	1/4"
HOSE97/06MM/10M	10	1/4"
HOSE97/10MM/3M	3	3/8"
HOSE97/10MM/5M	5	3/8"
HOSE97/10MM/10M	10	3/8"
HOSE97/12MM/3M	3	1/2"
HOSE97/12MM/5M	5	1/2"
HOSE97/12MM/10M	10	1/2"

Rectus 25 Series Hose Assemblies

2510	Length Metres	ID
HOSE25/06MM/3M	3	1/4"
HOSE25/06MM/5M	5	1/4"
HOSE25/06MM/10M	10	1/4"
HOSE25/10MM/3M	3	3/8"
HOSE25/10MM/5M	5	3/8"
HOSE25/10MM/10M	10	3/8"
HOSE25/12MM/3M	3	1/2"
HOSE25/12MM/5M	5	1/2"
HOSE25/12MM/10M	10	1/2"

Clear Un-reinforced PVC Hose, Type CPVC

Temperature Range:
-15°C to +60°C

Standard Coil Length: 30 Metres

Manufactured from top quality crystal clear "virgin" PVC compound, this hose is ideal for conveying fluids, gases, powders and granules at low pressure

Full chemical resistance information is available from our Business Development Team.

All the hoses are made from USF and DA approved material, suitable for food and drink.

All materials used have FDA and BGA, UK S.I. No.1523 and EEC Directive 78/142/EEC Approval for use in food contact applications.

Please note: No recommended burst pressures/ working pressures due to hose being un-reinforced.

Light-duty, 30 Metre Coils

5000	ID mm	ID	OD mm
CPVC18/15	3	1/8"	5
CPVC532/10	4	5/32"	6
CPVC316/15	5	3/16"	7
CPVC14/15	6	1/4"	8
CPVC516/15	8	5/16"	11
CPVC38/15	10	3/8"	12
CPVC12/15	12	1/2"	15
CPVC58/15	15	5/8"	19
CPVC34/15	19	3/4"	22.5
Tech Sheet 20204			

Medium-duty, 30 Metre Coils

5000	ID mm	ID	OD mm
CPVC5/11	5	3/16"	11
CPVC6/12	6	1/4"	12
CPVC8/14	8	5/16"	14
CPVC10/16	10	3/8"	16
CPVC12/18	12	1/2"	18
CPVC16/22	16	5/8"	22
CPVC19/25	19	3/4"	25
CPVC25/31	25	1"	31
Tech Sheet 20205			

FT PRO

For **Water Guns**
see pages **1657-1658**

Superior Rubber Alloy Air Hose & Assemblies

The superior rubber alloy hose is the result of years of research and development to find the optimum compound used to manufacture a hose with the total feel and capabilities of a rubber hose but without the associated disadvantages.

Hose can be ordered in various lengths.
Please contact Sales with your application requirements.

Rubber Alloy Air Hose

30 Metre Coils

0410	ID	ID mm	OD mm
SRAH06X	1/4"	6.3	14
SRAH08X	5/16"	8	17
SRAH10X	3/8"	10	19
SRAH13X	1/2"	12.5	23
SRAH19X	3/4"	19	30
SRAH25X	1"	25	37
Tech Sheet 20738			

100 Metre Coils

0410	ID	ID mm	OD mm
SRAH06X-100	1/4"	6.3	14
SRAH08X-100	5/16"	8	17
SRAH10X-100	3/8"	10	19
SRAH13X-100	1/2"	12.5	23
SRAH19X-100	3/4"	19	30
SRAH25X-100	1"	25	37
Tech Sheet 20738			

- **Braided reinforcement:** high tensile polyester braid
- **Highly flexible:** excellent bend radius with anti-kink capabilities
- **Durable:** excellent abrasion resistance, plus oil and fuel resistant outer cover
- **Silicone free**
- **Safe:** highly visible green stripe for safety against becoming a trip hazard
- **Ideal for outside:** excellent ozone resistance, making it a number one choice for outdoor applications
- **Smooth bore:** consistent internal and external dimensions, with a smooth bore for optimum flow

Working Temperature:
-20°C to +60°C

Maximum Working Pressure:
20 bar

SUPERIOR RUBBER ALLOY AIR HOSE & ASSEMBLIES

Rubber Alloy Hose Assemblies

The new superior rubber alloy hose comes from years of research and development to find the optimum compound used to manufacture a hose with the total feel and capabilities of a rubber hose but without the associated negative aspects.

- High tensile polyester braid for reinforcement
- Excellent bend radius with anti kink capabilities
- Excellent abrasion resistance
- Oil resistant outer cover
- Fuel resistant outer cover
- Silicone free
- Highly visible green stripe for safety against becoming a trip hazard
- Excellent ozone resistance, making it a number one choice for outdoor applications
- Consistent on both internal and external dimensions, with a smooth bore for optimum flow

Each end fitting is brass BSPP female with a 60° sealing cone fixed to the hose via a brass ferrule, giving a full mechanical seal.

Working Temperature:
-20°C to +60°C

Maximum Working Pressure:
20 bar

Female Thread, BSPP

0410	ID	Thread	Length Metres
SRAH06-5	1/4"	1/4"	5
SRAH06-10	1/4"	1/4"	10
SRAH06-15	1/4"	1/4"	15
SRAH06-20	1/4"	1/4"	20
SRAH08-5	5/16"	1/4"	5
SRAH08-10	5/16"	1/4"	10
SRAH08-15	5/16"	1/4"	15
SRAH08-20	5/16"	1/4"	20
SRAH10-5	3/8"	3/8"	5
SRAH10-10	3/8"	3/8"	10
SRAH10-15	3/8"	3/8"	15
SRAH10-20	3/8"	3/8"	20
SRAH13-5	1/2"	1/2"	5
SRAH13-10	1/2"	1/2"	10
SRAH13-15	1/2"	1/2"	15
SRAH13-20	1/2"	1/2"	20

Rectus Series 19

0410	ID	Length Metres
SRAH19/8-5	5/16"	5
SRAH19/10-5	3/8"	5
SRAH19/8-10	5/16"	10
SRAH19/10-10	3/8"	10
SRAH19/8-15	5/16"	15
SRAH19/10-15	3/8"	15
SRAH19/8-20	5/16"	20
SRAH19/10-20	3/8"	20

Rectus Series 100

0410	ID	Length Metres
SRAH100/13-10	1/2"	10
SRAH100/13-15	1/2"	15
SRAH100/13-20	1/2"	20
SRAH100/13-30	1/2"	30

Rectus Series 25

0410	ID	Length Metres
SRAH25/10-5	3/8"	5
SRAH25/10-10	3/8"	10
SRAH25/10-15	3/8"	15
SRAH25/10-20	3/8"	20

Rectus Series 19 Plug x 1/4" Male Thread, BSPT

0410	ID	Length Metres
SRAH08X1/4X19-10	5/16"	10
SRAH08X1/4X19-20	5/16"	20
SRAH10X1/4X19-10	3/8"	10
SRAH10X1/4X19-20	3/8"	20

Rectus Series 100 Plug x 1/2" Male Thread, BSPT

0410	ID	Length Metres
SRAH1/2X100-10	1/2"	10
SRAH1/2X100-20	1/2"	20

Leader Hose, Plug x Male Thread, BSPT, 0.6 Metre Length

0410	ID	Thread	To Suit
LDSRAH06X0.6	1/4"	1/4"	Rectus Series 19
LDSRAH10X0.6	3/8"	3/8"	Rectus Series 19
LDSRAH10X0.6-19	1/2"	1/2"	Rectus Series 19
LDSRAH13X0.6	3/8"	1/4"	Rectus Series 100
LDSRAH10X0.6-XF	3/8"	1/4"	Rectus Series 25

Superior Safety Compressed Air Hose Assemblies



DCH hose is manufactured with a special formula which will outperform PVC and rubber in all application requirements.

- Greater temperature range for all weather and environment applications
- Improved abrasion compared to both PVC and rubber
- Tensile strength 10% better than rubber up to 150kg
- Coupling retention tried and tested up to 200kg
- Excellent flexibility, even in sub zero temperatures
- Full hose traceability

All assemblies are supplied complete with FT Pro safety claw couplings, rubber sealing ring and anti-vibration nuts.

Working Temperature:
-30°C to +60°C

Maximum Working Pressure:
20 bar
3:1 ratio

15 Metre

5995	ID mm	OD mm	Bend Radius mm
DCH-3/4-15SAFETY	19	29	60
		Tech Sheet 20541	

SAFETY COMPRESSED AIR HOSE ASSEMBLIES

SAFETY Compressed Air Hose Assembly, 300psi

- Supplied complete with Jaymac safety claw couplings and clamps, which have fitted as standard anti-vibration nyloc style nuts
- High quality mandrel built rubber hose (RTH only)

Rubber, 15 Metre Coils

5995	ID mm	OD mm
RTH-3/4-15SAFETY	19	29
Tech Sheet 20207		

PVC, 15 Metre Coils

5995	ID mm	OD mm
PTH-3/4-15SAFE	19	29
Tech Sheet 20207		

Compressed Air Hose

HOSE ONLY

Hose Only Rubber, 15 Metre Coils

5995	ID mm	OD mm
RTH-3/4-15M	19	29

Safety Valves

The HoseGuard® is a simple, but efficient protection of a broken compressed-air hose. The air supply is shut off immediately by the HoseGuard®, should the volume of air exceed a set value. This "value" is preset by the manufacturer and is of course, set in a way that allows normal air consumption when using air tools. The HoseGuard® is made so that it ensures a constant bleeding through a tiny nozzle, making the hoseguard return to zero position, once the broken hose has been repaired. The HoseGuard® remains closed until the connection to the mains pipe has been disconnected.

Protection of personnel, machinery and equipment EU 983 and ISO 4414 standard conformity

Air Fuses, BSPP

0093	Thread	Inlet	Outlet	LPM
281A0211	1/4"	Female	Female	0-740
281A0221	1/4"	Male	Female	0-740
281A0311	3/8"	Female	Female	0-2400
281A0321	3/8"	Male	Female	0-2400
281A0411	1/2"	Female	Female	0-4000
281A0421	1/2"	Male	Female	0-4000
281A0511	3/4"	Female	Female	0-5300
281A0611	1"	Female	Female	0-11000
281A0911	2"	Female	Female	0-37000
Tech Sheet 1350				

Whip Check Hose Safety Device



We recommend the use of whip checks on all compressor hose assemblies.

Whip Check Hose Safety Device

0019	OD	Kg
WCSD-1332	1/2" to 1.1/4"	560
WCSD-3876	1.1/2" to 3"	2300
Tech Sheet 10247		

Compressed Air Plant Hose 300psi

PVC Hose

5995	ID	OD mm	Length Metres
PTH-1/2-100	1/2"	22	100
PTH-3/4-90	3/4"	29	90
PTH-1-60	1"	35	60
Tech Sheet 20206			

COMPRESSED AIR HOSE & ASSEMBLIES

Rubber Air Hose Assemblies

1/4" Male Thread, BSPT

6000	ID	Length Feet	Length Metres
RUB14-25	1/4"	25	7.6
RUB14-50	1/4"	50	15.2
RUB38-25	3/8"	25	7.6
RUB38-50	3/8"	50	15.2

1/4" Male Thread BSPT x Blow Gun

6000	ID	Length Feet	Length Metres	Blow Gun Type
RUB14-25ASG	1/4"	25	7.6	ASG-1
RUB14-50ASG	1/4"	50	15.2	ASG-1
RUB38-25ASG	3/8"	25	7.6	ASG-1
RUB14-25BG5	1/4"	25	7.6	BG5
RUB38-25BG5	3/8"	25	7.6	BG5
RUB38-50BG5	3/8"	50	15.2	BG5
RUB38-25BG718	3/8"	25	7.6	BG718
RUB38-50BG718	3/8"	50	15.2	BG718

Compressed Air Hoses

Black smooth abrasion resistant rubber cover with black oil mist resistant rubber tube.

Single braid of synthetic cord reinforcement conforming to BS5118/1 (300psi W.P.) and to the physical requirements of BS ISO 2398 Type 3 Class A 1995.

Maximum Working Pressure:
20 bar

300psi Compressed Air Plant Hose, 100 Metre Coils

6013	ID	ID mm	OD mm
PTL-3/16-100	3/16"	5	13
PTL-1/4-100	1/4"	6	14
PTL-5/16-100	5/16"	8	16
PTL-3/8-100	3/8"	10	18
PTL-1/2-100	1/2"	13	22
PTL-3/4-100	3/4"	19	29

175psi Rubber Compressed Air Hose

Manufactured to BS5119/1,
BS ISO 2398 Type 3, Class A 1995

Maximum Working Pressure:
12 bar

25 Metre Coils

6000	ID	ID mm	OD mm
2020-8294	1/4"	6.3	12.5
2020-8369	5/16"	8	16
2020-8377	3/8"	10	17
2020-8385	1/2"	13	22
2044-1028	5/8"	16	27
2044-1036	3/4"	19	30
2044-1044	1"	25	38

Tech Sheet 20180

Aqua Vend - Water Vending Hose

Reinforced PVC hose. Ideal for the conveyance of potable cold and hot water. Mirror smooth inner layers for improved flow rates. WRC approved material, will not support microbiological growth. Manufactured to BS EN ISO 9002.

10 Metre Coils

6010	ID mm	OD mm	Max Pressure PSI	Max Pressure Bar
AQV-12-10	6.3	12	300	20.5
AQV-16-10	10	16	221	15
AQV-19-10	12.5	19	216	15
AQV-26-10	19	26	191	13
AQV-33-10	25	33	147	10
Tech Sheet 10266				

30 Metre Coils

6010	ID mm	OD mm	Max Pressure PSI	Max Pressure Bar
AQV-12-30	6.3	12	300	20.5
AQV-16-30	10	16	221	15
AQV-19-30	12.5	19	216	15
AQV-26-30	19	26	191	13
Tech Sheet 10266				

150 psi Non Marking Wash Down Hose

White smooth rubber cover and white rubber tube with single braid of synthetic cord reinforcement suitable for use with hot water up to 100°C and a maximum operating pressure of 150psi. The non marking cover is animal fat resistant.

50 Metre Coils

5998	ID	OD mm
WDH-1/2-50	1/2"	21

Dairy Steam Hose, FDA Approved

Tube: White EPDM food quality, taste and odour free
Reinforcement: High tensile textile cord
Cover: EPDM blue smooth with cloth impression
Application: Dairy washdown hose, resistant against alcohol and bacteria, FDA approved material

Working Temperature:
-35°C to +170°C

Maximum Working Pressure:
7 bar

40 Metre Coils

0429	ID	ID mm	OD mm	Bend Radius mm
DWH-12	1/2"	13	23	91
DWH-34	3/4"	19	31	133
DWH-1	1"	25	37	175
Tech Sheet 10545				

Tiger Tail Effluent Hose

Working Temperature:
-40°C to +60°C

With Cuffs, 15 Metre Coils

0437	ID	ID mm
TIGERTAIL-51-15	2"	51

AUTOMOTIVE TUBING & HOSE

Corrugated Radiator Hose

Lining: Black heat resistant EPDM rubber.
Reinforcement: Synthetic textile fabric, with steel wire helix, embedded between the layers.
Cover: Black, heat, weather, ozone resistant EPDM rubber.

Temperature Range: -40°C to +120°C

Maximum Working Pressure: 2 bar

1 Metre Lengths

6014	ID	ID mm	OD mm	Max Pressure PSI
CRH-78	7/8"	22	30	30
CRH-1	1"	25	34	30
CRH-118	1.1/8"	28	36	30
CRH-114	1.1/4"	32	41	30
CRH-138	1.3/8"	35	45	30
CRH-112	1.1/2"	38	47	30
CRH-134	1.3/4"	44.5	55	30
CRH-2	2"	51	61	30

Radiator Hose

Tube: Black SBR (anti-freeze) resistant rubber.
Reinforcement: Polyester type cord 2 ply.
Safety Factor: 3:1
Cover: Black SBR heat abrasion and weather resistant.
Application: Vehicle radiator hose ethylene glycol (anti-freeze) resistant.

Temperature Range: -30°C to +100°C

Maximum Working Pressure: 3 bar

1 Metre Lengths

6000	ID	ID mm	OD mm	Max Pressure PSI
RH-78	7/8"	22	30	45
RH-1	1"	25	34	45
RH-118	1.1/8"	28	36	45
RH-1316	1.3/16"	30	38	45
RH-114	1.1/4"	32	41	45
RH-138	1.3/8"	35	45	45
RH-112	1.1/2"	38	47	45
RH-1916	1.9/16"	40	49	45
RH-158	1.5/8"	42	52	45
RH-134	1.3/4"	45	55	45
RH-178	1.7/8"	48	58	45
RH-2	2"	51	61	45
RH-214	2.1/4"	57	67	45
RH-238	2.3/8"	60	70	45
RH-212	2.1/2"	63	73	45
RH-3	3"	76	86	45
RH-4	4"	102	112	45

Car Heater Hose SAEJ20R3

Tube: Black coolant and heat resistant rubber.
Reinforcement: High Strength Polyester yarn 2 Ply.
Cover: Abrasion ozone and heat resistant rubber.
Application: Automotive O.E.M. and replacement market for under bonnet use.

Temperature Range: -35°C to +100°C

Maximum Working Pressure: 9 bar

20 Metre Coils

6012	ID	ID mm	OD mm	Max Pressure PSI
2020-9276	3/8"	9.53	19	132
2020-9284	1/2"	12.5	21	132
2020-9292	5/8"	16	23	132
2020-9300	3/4"	19	27	132
2035-3637	1"	25	36	132

Cotton Overbraid Fuel Hose DIN 73379 Type B 1983

Tube: Black fuel and oil resistant rubber.
Cover: Cotton
Application: Fuel hose for automotive use (including unleaded)
Safety Factor: 3:1

Temperature Range: -40°C to +85°C Max Peak

Maximum Working Pressure: 145 psi (10 bar)

20 Metre Coils

6015	ID mm	OD mm
COF-3.2	3.2	7
COF-3.5	3.5	7.5
COF-4.0	4	9
COF-4.5	4.5	9.5
COF-5.0	5	10
COF-5.5	5.5	10.5
COF-6.0	6	11
COF-7.0	7	12
COF-7.5	7.5	12.5
COF-8.0	8	13
COF-9.0	9	14
COF-10	10	15
COF-12	12	18

Tech Sheet 10267

Petrol Hose, SAEJ30R6

Tube: Black fuel and oil resistant rubber.
Reinforcement: Polyester yarn 2 ply.
Cover: Black abrasion oil and ozone weather resistant.
Application: Delivery of petrol/diesel and petroleum based product. For the replacement automotive market.
Safety Factor: 3:1 minimum

Working Temperature: -30°C to +100°C

10 Metre Coils

6021	ID	ID mm	OD mm	Max Pressure PSI
2020-9318	3/16"	5	11	290
2020-9326	1/4"	6	12	290
2020-9334	5/16"	8	14	290
2020-9359	3/8"	10	18	290
2035-3645	1/2"	13	23	290

Diesel Drop Hose

Application: Diesel, air and water delivery up to 20 bar
Tube: Oil resistant rubber alloy
Reinforcement: Synthetic textile braid
Cover: Black weather and ozone resistant with purple stripe
Safety Factor: 3-1

50 Metre Coils

6016	ID	OD mm
P6320/019	3/4"	28
P6320/025	1"	34

Tech Sheet 10801

Bio Diesel Hose ISO 1307

Tube: Fuel and oil Resistant, smooth NBR rubber.
Reinforcement: High tensile synthetic textile.
Cover: Abrasion, ozone, weather and oil resistant special synthetic rubber.
Application: Delivery of fuels in internal combustion engines for lubrication and greasing services.

Working Temperature: -35°C to +70°C

Maximum Working Pressure: 10 bar

Burst Pressure: 30 bar
Minimum Bend Radius: 8mm-50mm and 10mm-65mm
Weight: 8mm-145 g/m and 10mm 170 g/m
Cut to Length: Max length 50 metres

Cut to Length, Per Metre

6000	ID mm	OD mm
OTR445-10NL-08	8	14
OTR445-10NL-10	10	16

Radiator Hose

Tube: Heat resistant EPDM rubber
Reinforcement: High tensile synthetic textile
Cover: Heat, aging and weather resistant EPDM based rubber
Application: Cooling systems of automotive and stationary engines.

Working Temperature:
-40°C to +125°C

Maximum Working Pressure: 4 bar

90° Bend, 8" Legs

0276	ID mm
RAD-90-10	10
RAD-90-13	13
RAD-90-16	16
RAD-90-19	19
RAD-90-22	22
RAD-90-25	25
RAD-90-28	28
RAD-90-32	32
RAD-90-35	35
RAD-90-38	38
RAD-90-51	51
RAD-90-63	63
RAD-90-76	76

Bio Diesel Delivery Hose

Tube: Flexible smooth oil resistant PVC/NBR compound
Reinforcement: Synthetic textile
Cover: Black weather and ozone resistant
Application: For the transfer of diesel, fuels, water and air in more demanding service environments.

Working Temperature:
-10°C to +60°C

Maximum Working Pressure: 20 bar

50 Metre

0277	ID	ID mm	OD mm
BIODDH-34	3/4"	19	28
BIODDH-1	1"	25	34

Coolant & Heater Hose (SAE J20 Class A)

Working Temperature:
-50°C to +170°C

Maximum Working Pressure:
5 bar

- 3 ply polyester reinforced silicone; colour blue.
- Wall thickness 4.5mm ± 0.5mm.
- Smooth finish inner and outer.
- 1 metre long.

Straight

0276	ID mm
CHS8	8
CHS95	9.5
CHS11	11
CHS13	13
CHS16	16
CHS19	19
CHS22	22
CHS25	25
CHS28	28
CHS32	32
CHS35	35
CHS38	38
CHS41	41
CHS45	45
CHS48	48
CHS51	51
CHS54	54
CHS57	57
CHS60	60
CHS63	63
CHS70	70
CHS76	76
CHS89	89
CHS102	102

- 3 ply polyester reinforced silicone; colour blue.
- Both leg lengths 102mm unless otherwise stated.
- Wall thickness 4.5mm ± 0.5mm.
- Finish smooth inside, fabric wrapped rubber finish on the outside.

45° Angled Elbows

0276	ID mm
CH4513	13
CH4516	16
CH4519	19
CH4522	22
CH4525	25
CH4528	28
CH4532	32
CH4535	35
CH4538	38
CH4541	41
CH4545	45
CH4548	48
CH4551	51
CH4554	54
CH4557	57
CH4560	60
CH4563	63
CH4570	70
CH4576	76

- 3 ply polyester reinforced silicone for 9.5 to 70 bore, 4 ply for 76 bore and above; colour blue.
- Leg length 102mm.
- Wall thickness 3 ply 4.5mm ± 0.5mm. 4 ply 6mm ± 0.5mm.
- Smooth finish inner and outer.

90° Elbows Bus & Truck

0276	ID mm
CH9013	13
CH9016	16
CH9019	19
CH9022	22
CH9025	25
CH9028	28
CH9032	32
CH9035	35
CH9038	38
CH9041	41
CH9045	45
CH9048	48
CH9051	51
CH9054	54
CH9057	57
CH9060	60
CH9063	63
CH9070	70
CH9076	76
CH9089	89
CH90102	102

135° Elbows

0276	ID mm
CH13513	13
CH13522	22
CH13535	35
CH13538	38
CH13541	41
CH13551	51
CH13554	54
CH13557	57

GAS HOSE

Orange Propane Hose

Orange smooth pin pricked rubber cover and black rubber tube with a single braid of synthetic cord reinforcement. Conforms to EN5591995.

Please note:
For assemblies please contact Technical Sales.

Working Temperature: -40°C to +90°C

Maximum Working Pressure: 20 bar

25 Metre Coils

6000	ID	OD mm
GWH-1/4-250	1/4"	14
GWH-5/16-250	5/16"	16
GWH-3/8-250	3/8"	18

15 Metre Coils

6000	ID	OD mm
GWH-1/4-15	1/4"	14
GWH-5/16-15	5/16"	16
GWH-3/8-15	3/8"	18

10 Metre Coils

6000	ID	OD mm
GWH-1/4-10	1/4"	14
GWH-5/16-10	5/16"	16
GWH-3/8-10	3/8"	18

Galvanised Overbraid Propane Hose

Working Temperature: -30°C to +70°C

Maximum Working Pressure: 20 bar

Propane 25 Metre Coils

6000	ID	OD mm
GGWH-1/4-25	1/4"	13.3
GGWH-3/8-25	3/8"	17

Blue Oxygen/Red Acetylene Twin Hose

Working Temperature: -35°C to +90°C

Maximum Working Pressure: 20 bar

50 Metre Coils

6000	ID	OD mm
GWH-1/4-50-TWIN	1/4"	13
GWH-5/16-50-TWIN	5/16"	15
GWH-3/8-50-TWIN	3/8"	17

Tech Sheet 10046

FT PRO

For **Welding Gauges**

...see page **412**

Gas Welding Hose

Single line oxy-acetylene hose with red or blue smooth rubber cover with black rubber tube. Single braid of synthetic cord reinforcement. Conforms to EN 559 1995.

Please note:
For assemblies please contact Technical Sales.

Working Temperature: -35°C to +90°C

Maximum Working Pressure: 20 bar

Blue Oxygen, 25 Metre Coils

6000	ID	OD mm
GWH-1/4-25B	1/4"	13
GWH-5/16-25B	5/16"	15
GWH-3/8-25B	3/8"	17

Blue Oxygen, 100 Metre Coils

6000	ID	OD mm
GWH-1/4-100B	1/4"	13
GWH-5/16-100B	5/16"	15
GWH-3/8-100B	3/8"	17

Working Temperature: -35°C to +90°C

Maximum Working Pressure: 20 bar

Red Acetylene, 25 Metre Coils

6000	ID	OD mm
GWH-1/4-25R	1/4"	13
GWH-5/16-25R	5/16"	15
GWH-3/8-25R	3/8"	17

Red Acetylene, 100 Metre Coils

6000	ID	OD mm
GWH-1/4-100R	1/4"	13
GWH-5/16-100R	5/16"	15
GWH-3/8-100R	3/8"	17

WELDING HOSE SETS & COUPLINGS

Oxygen Hose Sets

Swaged hose sets conforming to EN559 Hose and BS6158 check valves. All hoses tested.

Sets consists of two lengths of hose oxygen and acetylene complete with double safety check valve, nuts and tails.

Acetylene

0085	ID	Length Metres	Check Valve
2050-2217	1/4"	5	1/4" BSPP
2050-2225	1/4"	10	1/4" BSPP
2050-2233	1/4"	15	1/4" BSPP
2050-2241	1/4"	20	1/4" BSPP
2050-2258	1/4"	5	3/8" BSPP
2050-2266	1/4"	10	3/8" BSPP
2050-2274	1/4"	15	3/8" BSPP
2050-2282	1/4"	20	3/8" BSPP
2050-2290	5/16"	5	3/8" BSPP
2050-2308	5/16"	10	3/8" BSPP
2050-2316	5/16"	15	3/8" BSPP
2050-2324	5/16"	20	3/8" BSPP
2050-2332	3/8"	5	3/8" BSPP
2050-2340	3/8"	10	3/8" BSPP
2050-2357	3/8"	15	3/8" BSPP
2050-2365	3/8"	20	3/8" BSPP

Swaged hose sets conforming to EN559 Hose and BS6158 check valve. All hoses tested.

Sets consists of two lengths of hose oxygen and propane complete with double safety check valve, nuts and tails.

Propane

0085	ID	Length Metres	Check Valve
2050-2373	1/4"	5	1/4" BSPP
2050-2381	1/4"	10	1/4" BSPP
2050-2415	1/4"	5	3/8" BSPP
2050-2506	3/8"	10	3/8" BSPP
2050-2522	3/8"	20	3/8" BSPP

OXY/ACETYLENE EQUIPMENT

Oxy/Acetylene Couplings

Hex Nipples

0121	Description
OEMC14	1/4" BSPP Right Hand
AEMC14	1/4" BSPP Left Hand
OEMC38	3/8" BSPP Right Hand
AEMC38	3/8" BSPP Left Hand
OEMC3814	3/8" x 1/4" BSPP Right Hand
AEMC3814	3/8" x 1/4" BSPP Left Hand

Tails

0121	Description
OT1414	1/4" Tail for 1/4" Nuts
OT1438	1/4" Tail for 3/8" Nuts
OT516	5/16" Tails
OT38	3/8" Tails

Double Check Safety Valve

0121	Description
ODSCV3838	3/8" Tail with 3/8" Oxy Nut Right Hand
ADSCV3838	3/8" Tail with 3/8" Acet Nut Left Hand
ODSCV51638	5/16" Tail with 3/8" Oxy Nut Right Hand
ADSCV51638	5/16" Tail with 3/8" Acet Nut Left Hand
ODSCV1438	1/4" Tail with 3/8" Oxy Nut Right Hand
ADSCV1438	1/4" Tail with 3/8" Acet Nut Left Hand
ODSCV1414	1/4" Tail with 1/4" Oxy Nut Right Hand
ADSCV1414	1/4" Tail with 1/4" Acet Nut Left Hand

Nuts, BSPP

0121	Description
ON14	1/4" Right Hand
AN14	1/4" Left Hand
ON38	3/8" Right Hand
AN38	3/8" Left Hand

OVER BRAIDED HOSE & FITTINGS

Due to changed regulations, the supplied fittings may differ from the images shown, brass nickel-plated versions will be phased out and replaced by brass

EPDM Rubber Hose, 304 Stainless Steel Overbraid

Working Temperature:
-20°C to +100°C

30 Metres

5003	ID mm	OD mm	Max Pressure Bar
BX-8	8	12	15
BX-10	10	14	15
BX-13	13	18	15
BX-19	19	27	10

Nitrile Rubber Hose, Galvanised Steel Overbraid

Working Temperature:
-20°C to +80°C

50 Metres

5003	ID mm	OD mm	Max Pressure Bar
BR-6	6	10	15
BR-8	8	13	15
BR-10	10	15	15
BR-13	13	19	10

Straight Hose Tail Fittings, Brass

Male Thread, BSPT

5003	To Suit Hose ID	Thread
MC1/8-6	6mm (1/4")	1/8"
MC1/4-6	6mm (1/4")	1/4"
MC1/4-8	8mm (5/16")	1/4"
MC3/8-8	8mm (5/16")	3/8"
MC3/8-10	10mm (3/8")	3/8"
MC1/2-10	10mm (3/8")	1/2"
MC3/8-13	13mm (1/2")	3/8"
MC1/2-13	13mm (1/2")	1/2"
MC3/4-13	13mm (1/2")	3/4"
MC1/2-16	16mm (5/8")	1/2"
MC3/4-19	19mm (3/4")	3/4"
MC1-25	25mm (1")	1"
MC11/4-32	32mm (1.1/4")	1.1/4"

Female Thread, Coned Seat, BSPP

5003	To Suit Hose ID	Thread
FO1/8-6	6mm (1/4")	1/8"
FO1/4-6	6mm (1/4")	1/4"
FO3/8-6	6mm (1/4")	3/8"
FO1/4-8	8mm (5/16")	1/4"
FO3/8-10	10mm (3/8")	3/8"
FO3/8-13	13mm (1/2")	3/8"
FO1/2-13	13mm (1/2")	1/2"
FO3/4-16	16mm (5/8")	3/4"
FO3/4-19	19mm (3/4")	3/4"
FO11/4-32	32mm (1.1/4")	1.1/4"

Not supplied with washers.
For washers see page 1421

Female Thread, Flat Faced Seat, BSPP

5003	To Suit Hose ID	Thread
FP3/8-10BX	10mm (3/8")	3/8"
FP1/2-10BX	10mm (3/8")	1/2"
FP3/4-10BX	10mm (3/8")	3/4"
FP3/8-13BX	13mm (1/2")	3/8"
FP1/2-13BX	13mm (1/2")	1/2"
FP3/4-13BX	13mm (1/2")	3/4"
FP3/4-16BX	16mm (5/8")	3/4"
FP3/4-19BX	19mm (3/4")	3/4"
FP1-19BX	19mm (3/4")	1"
FP1-25BX	25mm (1")	1"
FP11/2-40BX	40mm (1.1/2")	1.1/2"

Metric Compression, Brass/Nickel Plated

5003	To Suit Hose ID	OD mm
MB15-10BX	10mm (3/8")	15
MB15-13BX	13mm (1/2")	15
MB22-13BX	13mm (1/2")	22
MB22-19BX	19mm (3/4")	22

90º Elbow Hose Tail Fittings, Brass

Not supplied with washers.

Female Thread, Flat Face, BSPP

5003	To Suit Hose ID	Thread
FPN1/2-8	8mm (5/16")	1/2"
FPN3/8-10	10mm (3/8")	3/8"
FPN1/2-10	10mm (3/8")	1/2"
FPN3/4-10	10mm (3/8")	3/4"
FPN1/2-13	13mm (1/2")	1/2"
FPN3/4-13	13mm (1/2")	3/4"
FPN3/4-16	16mm (5/8")	3/4"
FPN3/4-19	19mm (3/4")	3/4"

Female Thread, Coned Seat, BSPP

5003	Material	To Suit Hose ID	Thread
FON1/4-6	Steel	6mm (1/4")	1/4"
FON1/4-8	Steel	8mm (5/16")	1/4"
FON3/8-10	Brass	10mm (3/8")	3/8"
FON1/2-13	Brass	13mm (1/2")	1/2"
FON3/4-16	Brass	16mm (5/8")	3/4"
FON3/4-19	Brass	19mm (3/4")	3/4"
FON1-25	Brass	25mm (1")	1"

Metric Standpipe, Brass/Nickel Plated

5003	To Suit Hose ID	OD mm
HCL8-6	6mm (1/4")	8
HCL10-10	10mm (3/8")	10
HCL12-10	10mm (3/8")	12
HCL15-13	13mm (1/2")	15
HCL22-19	19mm (3/4")	22

Aluminium Crimping Ferrules



5003	ID mm A	ID mm B	OD mm	Length mm
B12X14	9	12	14	17
B13X15	9	13	15	17
B14X16	9.5	14	16	20
B16X18	12	16	18	20
B18X20	13	18	20	23
B20X22	15	20	22	25
B21X23	15	21	23	26
B23X25	17	23	25	26
B26X28	20	26	28	30
B28X30	19	28	30	30
B33X35	26	33	35	33
B36X38	26	36	38	35
B46X50	37	46.5	50	53
B67X70	52	67	70	56

Imperial Standpipe, Brass

5003	To Suit Hose ID	OD
E5/16-20	8mm (5/16")	5/16"
E3/8-20	10mm (3/8")	3/8"

EDPM Rubber & Fibre Washers

5003	Material	Thread
15-8-2MM	EPDM	3/8"
19-10-2MM	EPDM	1/2"
24-14-2MM	EPDM	3/4"
G12	FIBRE	1/2"
G1	FIBRE	1"
G112	FIBRE	1.1/2"
G2	FIBRE	2"

Stainless Steel Crimping Ferrules



stainless steel

5003	ID mm A	ID mm B	OD mm	Length mm
B11X12SS	8	11	12	18
B13X14SS	9.3	13	14	18
B18.5X19.5SS	14	18.5	19.5	23
B15X16SS	11	15	16	20
B23X25SS	17	23	25	29
B29X30SS	21	29	30.5	31
B36X38SS	26	36	37.6	36

Hose Crimper, Manual

5003	OD mm
UPS1	10-22
Tech Sheet 10647	

WATER HOSES

WATER FLEX
Flexible PVC Water Hose

Applications:
- Market gardens
- Truck cleaning
- Glass houses
- Water spraying/sprinklers

Features:
- Durable PVC cover
- Abrasion resistant
- Polyester high tensile fibre reinforcement
- Outstanding kink resistance
- Thick layer structure

Working Temperature:
-15°C to +60°C

25 Metre Coils

5080	ID mm	OD mm	Max Pressure Bar
GH12	12.5	17.5	11
GH19	19	25.5	7
GH25	25	32.5	6
Tech Sheet 20215			

50 Metre Coils

5080	ID mm	OD mm	Max Pressure Bar
GH12-50	12.5	17.5	11
GH19-50	19	25.5	7
GH25-50	25	32.5	6
Tech Sheet 20215			

100 Metre Coils

5080	ID mm	OD mm	Max Pressure Bar
GH12-100	12.5	17.5	11
GH19-100	19	25.5	7
GH25-100	25	32.5	6
Tech Sheet 20215			

Heavy-duty 4 Layer Agricultural Water Hose

A high quality 4 layer agricultural hose with excellent flexibility and abrasive qualities enables this hose to be used in various applications:
- Agricultural • Industrial • Domestic

Working Temperature:
-10°C to +80°C



50 Metre Coils

5000	ID	ID mm	OD mm	Pressure Bar	Max Pressure Bar
HDAWH12	1/2"	12.5	17.5	9	50
HDAWH34	3/4"	19	25	8	45
Tech Sheet 20215					

TRICOFLEX
Tricoflex Watering Hose

Applications:
- Market gardens
- Truck cleaning
- Glass houses
- Water spraying/sprinklers

Features:
- Durable PVC cover
- Abrasion resistant
- Polyester high tensile fibre reinforcement
- Outstanding kink resistance
- Thick layer structure

Working Temperature:
-15°C to +60°C

25 Metre Coils

5082	ID mm	Max Pressure Bar
TRICO12	12.5	30
TRICO19	19	23
TRICO25	25	22
Tech Sheet 20215		

100 Metre Coils

5082	ID mm	Max Pressure Bar
TRICO12-100M	12.5	30
TRICO19-100	19	23
TRICO25-100	25	22
Tech Sheet 20215		

Essential for Engineers

FT Pro understands how critical it is having the right components for fluid power applications. That's why we offer an extensive range of products that are meticulously chosen to suit the unique requirements of all industries.

Our experienced team carefully evaluates each product to ensure that it meets our stringent quality standards and can withstand the requirements of daily use in demanding industrial environments.

Our product ranges continuously evolve to keep up with technological advancements and industry changes. We strive to exceed our customers expectations by offering the range of components for your needs. Whether you're looking for compressed air hoses, hydraulic hoses, couplings, valves, or other fluid power components, we have the products you need when you need them.

At **FT Pro**, our customers can quickly source the essential products they need for their projects and be confident that they are of the highest quality.

We take pride in offering exceptional customer service and technical support to ensure our customers receive the best possible experience when selecting our products.

LAYFLAT HOSE

Layflat Delivery Hos

Applications: Conveyance and discharge of water etc. Particularly suitable for irrigation and water supply applications. However, can also be used in general industries, civil and construction engineering.

Pressures: Values given are based on the short term burst pressure of the hose at 20ºC based on a 3:1 safety factor.

This product is only suitable for open ended discharge applications. Pressure ratings are based on discharge pressure from the pump unit.

Note: Any increase in temperature above 20ºC will result in a decline in working pressure values.

Chemical Resistance: Resistant to the oils and greases as above. These hoses are not suitable for use with benzene, petrol, spirits, xylol, toluol or solvents containing aromatics. For more detailed information please contact technical sales.

Temperature Range:
-15ºC to +55ºC



Blue, 10 Metre Coils

5993	ID	ID mm	Max Pressure Bar
LFH1-10	1"	25	4.5
LFH114-10	1.1/4"	32	4.5
LFH112-10	1.1/2"	38	4.5
LFH2-10	2"	51	4.5
LFH212-10	2.1/2"	64	4.5
LFH3-10	3"	76	4.5
LFH4-10	4"	102	4.5
LFH6-10	6"	150	4.5
LFH8-10	8"	200	4.5
Tech Sheet 20208			

Blue, 100 Metre Coils

5993	ID	ID mm	Max Pressure Bar
LFH1-100	1"	25	4.5
LFH114-100	1.1/4"	32	4.5
LFH112-100	1.1/2"	38	4.5
LFH2-100	2"	51	4.5
LFH212-100	2.1/2"	64	4.5
LFH3-100	3"	76	4.5
LFH4-100	4"	102	4.5
LFH6-100	6"	150	4.5
LFH8-100	8"	200	4.5
Tech Sheet 20208			





Yellow, 10 Metre Coils

5993	ID	ID mm	Max Pressure Bar
YLH-1-10	1"	25	6
YLH-114-10	1.1/4"	32	6
YLH-112-10	1.1/2"	38	6
YLH-2-10	2"	51	6
YLH-3-10	3"	76	6
YLH-4-10	4"	102	6
YLH-5-10	5"	127	6
YLH-6-10	6"	152	6
YLH-8-10	8"	203	6
Tech Sheet 20212			

Yellow, 100 Metre Coils

5993	ID	ID mm	Max Pressure Bar
YLH-1	1"	25	6
YLH-114	1.1/4"	32	6
YLH-112	1.1/2"	38	6
YLH-2	2"	51	6
YLH-3	3"	76	6
YLH-4	4"	102	6
YLH-5	5"	127	6
YLH-6	6"	152	6
YLH-8	8"	203	6
Tech Sheet 20212			

Layflat Hose Coupling

Female Coupling

Male Coupling

Please note:
two items are needed to make a coupling set.



Male

6000	To Suit Hose ID
LMC-1	1"
LMC-114	1.1/4"
LMC-112	1.1/2"
LMC-2	2"
LMC-212	2.1/2"
LMC-3	3"
LMC-4	4"
LMC-5	5"
Tech Sheet 20209	

Female

6000	To Suit Hose ID
LFC-1	1"
LFC-114	1.1/4"
LFC-112	1.1/2"
LFC-2	2"
LFC-212	2.1/2"
LFC-3	3"
LFC-4	4"
Tech Sheet 20209	

You might also need...

Individual Couplings



see page **1505**



LAYFLAT HOSE

JAYMAC Industrial Hose & Accessories

High Pressure Layflat Delivery Hose

Application:
Conveyance and discharge of fluids under pressure. Particularly suitable for irrigation and water supply applications in general industries, civil and construction engineering, agricultural and ship building.

Pressures:
Values given are based on the short term burst pressure of the hose at +20°C based on a 3:1 safety factor.

This product is only suitable for open-ended discharge applications. Pressure ratings are based on discharge pressure from the pump unit.

Note:
Any increase in temperature above +20°C will result in a decline in working pressure values.

Chemical Resistance:
Resistant to oils and greases. These hoses are not suitable for use with benzene, petrol, spirits, xylol, or solvents containing aromatics. For more detailed information please contact Technical Sales.

Benefits:
Layflat hoses provide high performance whilst being lightweight compared with the same size of spiral PVC delivery hoses and rubber discharge hoses. Additionally they are easier to store, handle and transport.

Cut down lengths are available upon request.



Blue, 10 Metre Coils

5993	ID	ID mm	Max Pressure Bar
HPLFH1-10	1"	25	10
HPLFH114-10	1.1/4"	32	10
HPLFH112-10	1.1/2"	38	10
HPLFH2-10	2"	51	10
HPLFH212-10	2.1/2"	64	8
HPLFH3-10	3"	76	8
HPLFH4-10	4"	102	8
Tech Sheet 20210			

Blue, 100 Metre Coils

5993	ID	ID mm	Max Pressure Bar
HPLFH1-100	1"	25	10
HPLFH114-100	1.1/4"	32	10
HPLFH112-100	1.1/2"	38	10
HPLFH2-100	2"	51	10
HPLFH212-100	2.1/2"	64	8
HPLFH3-100	3"	76	8
HPLFH4-100	4"	102	8
Tech Sheet 20210			

Working Temperature:
-5°C to +65°C

Maximum Working Pressure: 10 bar

YELLOW PVC LAYFLAT ASSEMBLIES



Yellow PVC Layfla is manufactured with a smooth and seamless inner surface and smooth PVC cover. A very high adhesion between inner and outer layers assembled with Band-It clamps male/female lever lock couplings.

This product is only suitable for open ended discharge applications. Pressure ratings are based on discharge pressure from the pump unit.

Maximum Working Pressure: 6 bar
Bursting Pressure: 18 bar

Assemblies

0180	Coupling Size	ID mm	Weight Kg	Length Metres
YLH2-25M-ASSY	2"	51	10	25
YLH2-50M-ASSY	2"	51	19	50
YLH2-100M-ASSY	2"	51	37	100
YLH3-25M-ASSY	3.1/2"	76	15	25
YLH3-50M-ASSY	3.1/2"	76	29	50
YLH3-100M-ASSY	3.1/2"	76	57	100
YLH4-25M-ASSY	4"	102	22	25
YLH4-50M-ASSY	4"	102	41	50
YLH4-100M-ASSY	4"	102	78	100
YLH6-25M-ASSY	6"	152	47	25
YLH6-50M-ASSY	6"	152	87	50
YLH6-100M-ASSY	6"	152	167	100
YLH8-25M-ASSY	8"	203	62	25
YLH8-50M-ASSY	8"	203	112	50

Non-returnable

Bespoke lengths are available upon request

Please note: Due to transportation difficulties and the nature of this product, additional carriage charges may apply, based on weight, dimensions and location of delivery. Please speak to our Business Development Team for full details of carriage costs.

BLUE PVC LAYFLAT ASSEMBLIES



Blue PVC Layfla is manufactured with a smooth and seamless inner surface and smooth PVC cover. A very high adhesion between inner and outer layers assembled with Band-It clamps male/female lever lock couplings.

This product is only suitable for open ended discharge applications. Pressure ratings are based on discharge pressure from the pump unit.



Maximum Working Pressure:
2"–4 bar
3"–3 bar
4"–3 bar
6"–2.5 bar
8"–3 bar
Bursting Pressure: 3:1

Assemblies

0180	Coupling Size	ID mm	Weight Kg	Length Metres
BLH2-25M-ASSY	2"	51	7	25
BLH2-50M-ASSY	2"	51	14	50
BLH3-25M-ASSY	3.1/2"	76	10	25
BLH3-50M-ASSY	3.1/2"	76	17	50
BLH3-100M-ASSY	3.1/2"	76	33	100
BLH4-25M-ASSY	4"	102	17	25
BLH4-50M-ASSY	4"	102	31	50
BLH4-100M-ASSY	4"	102	59	100
BLH6-25M-ASSY	6"	152	32	25
BLH6-50M-ASSY	6"	152	57	50
BLH6-100M-ASSY	6"	152	107	100

Non-returnable

Bespoke lengths are available upon request

Please note: Due to transportation difficulties and the nature of this product, additional carriage charges may apply, based on weight, dimensions and location of delivery. Please speak to our Business Development Team for full details of carriage costs.

SUCTION HOSE

Medium-duty Suction Hose

Cold Bend: -45°C

Vacuum: 680mm Hg = 90% at +20°C

Approximately 15% lighter than heavy-duty suction hose.

Applications: General pumping and suction applications in agricultural and construction industries. Conveyance of water, sludge, slurry, chemicals and other waste matter.

Pressures: Values given are based on the short term burst pressure of the hose at +20°C based on a 3:1 safety factor.

Note: Any increase in temperature above +20°C will result in a decline in working pressure values.

Chemical Resistance: Resistant to most oxidising and reducing agents and diluted acids and alkalis.

For more detailed information please contact Technical Sales.



Working Temperature: -5°C to +65°C

Olive Green, 6 Metre Coil, Straight Length

5996	ID	Wall Thickness mm	Max Pressure Bar	Bend Radius mm
MDS6-6	6"	7.5	3	800
Tech Sheet 20211				

Olive Green, 10 Metre Coils

5996	ID	Wall Thickness mm	Max Pressure Bar	Bend Radius mm
MDS1-10	1"	3.8	7	125
MDS114-10	1.1/4"	4	7	160
MDS112-10	1.1/2"	4.4	6	190
MDS2-10	2"	4.8	5	250
MDS212-10	2.1/2"	5.2	4.5	315
MDS3-10	3"	5.2	5	300
MDS312-10	3.1/2"	5.5	4	375
MDS4-10	4"	6.3	4	400
MDS6-10	6"	7.5	3	800
Tech Sheet 20211				

Olive Green, 30 Metre Coils

5996	ID	Wall Thickness mm	Max Pressure Bar	Bend Radius mm
MDS34-30	3/4"	3.6	7	100
MDS1-30	1"	3.8	7	125
MDS114-30	1.1/4"	4	7	160
MDS112-30	1.1/2"	4.4	6	190
MDS2-30	2"	4.8	5	250
MDS212-30	2.1/2"	5.2	4.5	315
MDS3-30	3"	5.2	5	300
MDS312-30	3.1/2"	5.5	4	375
MDS4-30	4"	6.3	4	400
MDS6-30	6"	7.5	3	800
Tech Sheet 20211				

Larger sizes available upon request

GREEN SUCTION HOSE ASSEMBLIES

Green PVC Suction Hose Assemblies

are manufactured in an opaque green flexible PVC containing a white spiral helix. All assemblies are fitted with male/female lever lock couplings, attached with Band-It clamps.

Working Temperature: -10°C to +60°C

Cold Blend: -45°C

Vacuum: 680mm Hg = 90% at 20°C

Maximum Working Pressure: 2", 3", 4" – 3 bar 6" and 8" – 2 bar

Bursting Pressure: 3:1

Assemblies

0180	Coupling Size	ID mm	Weight Kg	Length Metres
GMDSLLC2-6M	2"	51	5	6
GMDSLLC3312-6M	3.1/2"	76	10	6
GMDSLLC4-6M	4"	102	16	6
GMDSLLC6-6M	6"	152	32	6
GMDSLLC8-6M	8"	203	48	6
Tech Sheet 2089				

Non-returnable

Bespoke lengths are available upon request

Please note: Due to transportation difficulties and the nature of this product, additional carriage charges may apply, based on weight, dimensions and location of delivery. Please speak to our Business Development Team for full details of carriage costs.

SUCTION HOSE

Superflexible Medium-duty Suction Hos

Superflexible medium-duty suction hose is a robust general purpose hose. It has excellent weathering and crush resistance and is extremely easy to handle due to its extra flexibilit . It has a white helix spiral encased in a superflexible green pvc.

Industries: Suitable for general pumping and suction applications within the agricultural, construction and water treatment industries.

Applications: Conveyance of water, sludge, slurry, and other waste matter. Can also be used to convey small particles like animal feed and plastic pellets.

Vacuum: 680mm Hg = 90% at +20°C

Pressure: Values given are based on the short term burst pressure of the hose at +20°C based on a 3:1 safety factor.

Chemical Resistance: Resistant to most oxidising and reducing agents and diluted acids and alkalis

For more details please contact Technical Sales.

Note: Any increase in temperature above +20°C will result in a decline in working pressure values.

Working Temperature:
-5°C to +60°C

Dark Olive Green, 10 Metre Coils

5996	ID	Wall Thickness mm	Max Pressure Bar	Bend Radius mm
SFMDS34-10	3/4"	3.3	8	100
SFMDS1-10	1"	3.5	8	110
SFMDS114-10	1.1/4"	3.7	7	135
SFMDS112-10	1.1/2"	4	7	150
SFMDS2-10	2"	4.3	6.5	200
SFMDS212-10	2.1/2"	5.2	7	250
SFMDS3-10	3"	5	4.5	300
SFMDS312-10	3.1/2"	5.5	5	350
SFMDS4-10	4"	6	5	400
SFMDS6-10	6"	7.5	2	600
Tech Sheet 10222				

Dark Olive Green, 30 Metre Coils

5996	ID	Wall Thickness mm	Max Pressure Bar	Bend Radius mm
SFMDS34-30	3/4"	3.3	8	100
SFMDS1-30	1"	3.5	8	110
SFMDS114-30	1.1/4"	3.7	7	135
SFMDS112-30	1.1/2"	4	7	150
SFMDS2-30	2"	4.3	6.5	200
SFMDS212-30	2.1/2"	5.2	7	250
SFMDS3-30	3"	5	4.5	300
SFMDS312-30	3.1/2"	5.5	5	350
SFMDS4-30	4"	6	5	400
SFMDS6-30	6"	7.5	2	600
Tech Sheet 10222				

SUCTION HOSE

Heavy-duty Suction Hose

Smooth inside and outside non-restricting tube. The ridged PVC spiral resists crushing impact. High abrasion resistance makes it ideal to transfer powder.

Industries: Suitable for construction, civil engineering, agriculture and ships.

Applications: Suction discharge for sand, gravel, cement and iron fittings, suction and press-transfer of various grains.

Pressure: Values given are based on the short term burst pressure of the hose at +20°C based on a 3:1 safety factor.

Chemical Resistance: Resistant to most oxidising and reducing agents and diluted acids and alkalis.
For more details please contact Technical Sales.

Note: Any increase in temperature above +20°C will result in a decline in working pressure values.

Working Temperature:
-5°C to +65°C

10 Metres

5996	ID	Max Pressure Bar	Bend Radius mm
HDSH2-10	2"	7	300
HDSH3-10	3"	5	450
HDSH4-10	4"	5	630
HDSH6-10	6"	4	1100
Tech Sheet 60441			

30 Metres

5996	ID	Max Pressure Bar	Bend Radius mm
HDSH2-30	2"	7	300
HDSH3-30	3"	5	450
HDSH4-30	4"	5	630
HDSH6-30	6"	4	1100
Tech Sheet 60441			

OIL RESISTANT SUCTION HOSE

Oil resistant medium-duty suction hose is a robust general purpose oil hose. It has a smooth bore for minimum flow resistance. Excellent weathering and crush resistance. It has a white helix spiral encased in an oil resistant blue pvc.

Applications: Designed for the use of transporting fuel/oils, and is suitable for many industrial areas.

Vacuum: 680mm Hg = 90% at +20°C

Pressure: Values given are based on the short term burst pressure of the hose at +20°C based on a 3:1 safety factor.

Chemical Resistance: Suitable for low aromatic content including oil, diesel, paraffin, hydraulic oils, mineral based oils, lubricating oils and greases.

Working Temperature:
-15°C to +60°C

For more details please contact our Technical Sales.

Note: Any increase in temperature above +20°C will result in a decline in working pressure values.

Blue, 10 Metre Coils

5996	ID	Wall Thickness mm	Max Pressure Bar
BORS34-10	3/4"	3.5	8
BORS1-10	1"	4	8
BORS114-10	1.1/4"	4	7
BORS112-10	1.1/2"	4.5	7
BORS2-10	2"	4.5	6.5
BORS212-10	2.1/2"	4.5	5
BORS3-10	3"	5	4.5
Tech Sheet 10223			

Blue, 30 Metre Coils

5996	ID	Wall Thickness mm	Max Pressure Bar
BORS34-30	3/4"	3.5	8
BORS1-30	1"	4	8
BORS114-30	1.1/4"	4	7
BORS112-30	1.1/2"	4.5	7
BORS2-30	2"	4.5	6.5
BORS212-30	2.1/2"	4.5	5
BORS3-30	3"	5	4.5
Tech Sheet 10223			

FT PRO

For **Cam & Groove Quick Couplings** see pages **1467-1472**

10 BAR WATER SUCTION HOSE

Hose Assemblies & Hose

- Hose assemblies are manufactured with black SBR tubes and ozone-resistant SBR covers.
- The reinforcement is manufactured from high tensile textile cords embedded with steel helix wires for vacuum resistance.
- All assemblies are fitted with male/female lever lock couplings.
- Assemblies are available with any combination of fittings including flange, cam and groove.

Please contact our Business Development Team for a quote.
Material and test certification can be supplied.

Working Temperature:
-30°C to +70°C

Maximum Working Pressure:
150 psi

Hose Assemblies (Ultra-lok Bands)

0180	Coupling Size	ID mm	OD mm	Length Metres	Assembly Max Working Pressure
WALLC2-3M	2″	51	62	3	10
WALLC2-6M	2″	51	62	6	10
WALLC3312-3M	3.1/2″	76	89	3	10
WALLC3312-6M	3.1/2″	76	89	6	10
WALLC4-3M	4″	102	115	3	10
WALLC4-6M	4″	102	115	6	10
WALLC6-3M	6″	152	168	3	7
WALLC6-6M	6″	152	168	6	7

Hose Only

0180	ID mm	OD mm	Length Metres
WA2-6M	51	62	6
WA3-6M	76	89	6
WA4-6M	102	115	6
WA6-3M	152	168	3
WA8-3M	203	222	3

WATER DELIVERY HOSE

Cold Bend: -45ºC

Vacuum: 570mm Hg = 75% at +20ºC

Applications: Delivery and light suction of water, slurry, chemicals, some granules, sewage and other waste matter. Particularly suitable for the horticultural and marine industries.

Pressures: Values given are based on the short term burst pressure of the hose at +20ºC based on a 3:1 safety factor.

Chemical Resistance: Resistant to most oxidising and reducing agents and diluted acids and alkalis.

For more detailed information please contact Technical Sales.

Note: Any increase in temperature above +20ºC will result in a decline in working pressure values.

Working Temperature:
-15°C to +65°C



Translucent Green, 10 Metre Coils

5994	ID	Wall Thickness mm	Max Pressure Bar	Bend Radius mm
WDH34-10	3/4"	2.4	8	110
WDH1-10	1"	2.4	8	140
WDH114-10	1.1/4"	2.6	8	180
WDH112-10	1.1/2"	3	8	210
WDH2-10	2"	3.6	7	270
WDH212-10	2.1/2"	3.7	6	350
WDH3-10	3"	4.1	5	500
WDH4-10	4"	5.6	5	330
Tech Sheet 20213				

Translucent Green, 30 Metre Coils

5994	ID	Wall Thickness mm	Max Pressure Bar	Bend Radius mm
WDH34-30	3/4"	2.4	8	110
WDH1-30	1"	2.4	8	140
WDH114-30	1.1/4"	2.6	8	180
WDH112-30	1.1/2"	3	8	210
WDH2-30	2"	3.6	7	270
WDH212-30	2.1/2"	3.7	6	350
WDH3-30	3"	4.1	5	500
WDH4-30	4"	5.6	5	330
Tech Sheet 20213				

WIRE REINFORCED SUCTION HOSE

Wire Reinforced Suction Hose

Clear PVC reinforced with a tensile steel helix

Applications: Suitable for the suction and discharge of water, slurry, chemicals, sewage, granules and other waste materials; can also be used for suction and discharge of foodstuffs.

Pressures: Values given are based on the short term burst pressure of the hose at 20ºC based on a 3:1 safety factor.

Note: Any increase in temperature above 20ºC will result in a decline in working pressure values.

Working Temperature:
-5°C to +65°C

Chemical Resistance: Resistant to most oxidising and reducing agents and diluted acids and alkalis.

For more detailed information please contact technical sales.

Approvals: Hose complies fully to EU No.10/201 on plastic materials and articles intended to come into contact with food.

Cold bend: -45ºC

Vacuum: 711mm Hg = 94% at 20ºC

Clear with Blue Wire Spiral, 10 Metre Coils

5997	ID	Wall Thickness mm	Max Pressure Bar	Bend Radius mm
FX075-10	3/4"	3.4	6	80
FX100-10	1"	3.5	6	100
FX125-10	1.1/4"	3.5	5	130
FX150-10	1.1/2"	4.0	5	155
FX200-10	2"	4.5	5	200
FX250-10	2.1/2"	5.5	4	260
FX300-10	3"	7.5	4	320
FX400-10	4"	8	4	430
Tech Sheet 20214				

Clear with Blue Wire Spiral, 30 Metre Coils

5997	ID	Wall Thicknes mm	Max Pressure Bar	Bend Radius mm
FX050-30	1/2"	3	6	50
FX075-30	3/4"	3.5	6	80
FX100-30	1"	3.5	6	100
FX125-30	1.1/4"	4.0	5	130
FX150-30	1.1/2"	4.5	5	155
FX200-30	2"	5.5	5	200
FX250-30	2.1/2"	7	4	260
FX300-30	3"	7.5	4	320
FX400-30	4"	8	4	430
Tech Sheet 20214				

HOZELOCK TRICOFLEX

Thermoclean 100, 15 bar

Bursting Pressure: at 23°C = 30 bar
Application:
Food quality industrial cleaning
Grease and cleaning agent resistant

Working Temperature:
-15°C up to +100°C max

Maximum Working Pressure:
100°C 15 bar

Blue, 20 Metre Coils

5082	ID mm	OD mm	Wall Thickness mm
TRI-145571	13	22	4.5
TRI-145655	16	25	4.5
TRI-145671	19	28	4.5
TRI-145597	25	34	4.5
Tech Sheet 890			

Thermoclean AL20, 20 bar

Bursting Pressure: at 23°C = 100 bar
Application:
Food quality industrial cleaning
Grease and cleaning agent resistant

Working Temperature:
-15°C up to +70°C max

Maximum Working Pressure:
70°C 20 bar

Blue, 25 Metre Coils

5082	ID mm	OD mm	Wall Thickness mm
TRI-100236	12	20	4
TRI-100284	19	28	5
Tech Sheet 889			

Reinforced Breathing Hose

- Breathing air hose with reinforcement
- Complies with EN 139
- Heat resistant, with an oil resistant cover
- Anti-static resistance 10-6 in accordance with NF EN ISO8031

50 metre coils available upon request.

Nobelair AS EN139, Blue, 25 Metre Coils

5082	ID mm	Max Pressure Bar	Burst Pressure Bar	Wall Thickness mm
TRI-092856	8	15	60	3
TRI-092872	10	15	60	3
Tech Sheet 884				

CONTRACTORS HOSE

Un-reinforced PVC Hose

Standard Coil Lengths: 75 Metres

For delivering water at tap pressure.

- Low cost alternative
- Used extensively on construction sites
- Bespoke lengths available

Colour: Black

Not recommended working or burst pressures due to the hose being un-reinforced.

Working Temperature:
-10°C to +60°C

Manufactured from a high quality PVC compound this un-reinforced hose is an excellent hose solution with great flexibility, ideal for conveying fluids, gases, granules and powders at low pressure.

- Excellent abrasion resistance
- Durable
- Resistant to a wide range of chemicals
- Flexible
- Excellent UV resistance

Black, 75 Metre Coils

0384	ID mm	OD mm
CH-13/19-75	13	19
CH-19/25-75	19	25
CH-25/34-75	25	34
Tech Sheet 10260		

INDUSTRIAL HOSE

Marine Fuel Hose

Type A1 Specification: ISO 7840 A1.
Type A2 Specification: ISO 7840 A2.
Application: Fuel hose for marine craft.
Tube: Black, fuel resistant NBR rubber.
Type A1 Reinforcement: Synthetic textile.

Working Temperature:
-35°C to +100°C

Type A2 Reinforcement: Synthetic textile fabric, twin steel wire helix.
Cover: Black, abrasion, ozone, weather, heat and oil resistant neoprene rubber.
Safety Factor: 3-1.



Type A1, 10 Metre Coils, 10 bar

6018	ID mm	OD mm
L633.4/005X10	5	12
L633.4/006X10	6	13
L633.4/008X10	8	16
L633.4/010X10	10	18
L633.4/013X10	13	22
L633.4/016X10	16	25
L633.4/019X10	19	29

Type A2, 10 Metre Coils, 5 bar

6018	ID mm	OD mm
T633.4/025X10	25	35
T633.4/038X10	38	48

Type A1, 40 Metre Coils, 10 bar

6018	ID mm	OD mm
L633.4/005X40	5	12
L633.4/006X40	6	13
L633.4/008X40	8	16
L633.4/010X40	10	18
L633.4/013X40	13	22
L633.4/016X40	16	25
L633.4/019X40	19	29

Type A2, 40 Metre Coils, 5 bar

6018	ID mm	OD mm
T633.4/025X40	25	35
T633.4/032X40	32	42
T633.4/038X40	38	48

XLPE CHEMICAL SUCTION & DELIVERY HOSE

DESCRIPTION:
Chemical suction and delivery hose with XLPE tube for tank trucks and storage tanks. Suitable for handling a wide range of chemical products.

INNER TUBE:
XLPE clear, smooth and resistant to a wide range of chemicals, with black rubber backing.

REINFORCEMENT:
High tensile textile cord, steel wire helix, anti-static wire.

COVER:
Green, smooth with cloth impression. Abrasion, weather and ozone resistant.

Working Temperature:
-30°C to +90°C

Maximum Working Pressure:
16 bar

40 Metre Coils

0464	ID	ID mm	OD mm	Bend Radius mm
XLPECSDH-13-40	1/2"	13	25	65
XLPECSDH-19-40	3/4"	19	32	95
XLPECSDH-25-40	1"	25	39	125
XLPECSDH-32-40	1.1/4"	32	47	160
XLPECSDH-38-40	1.1/2"	38	53	190
XLPECSDH-51-40	2"	51	67	255
Tech Sheet 60132				

10 Metre Coils

0464	ID	ID mm	OD mm	Bend Radius mm
XLPECSDH-13-10	1/2"	13	25	65
XLPECSDH-19-10	3/4"	19	32	95
XLPECSDH-25-10	1"	25	39	125
XLPECSDH-32-10	1.1/4"	32	47	160
XLPECSDH-38-10	1.1/2"	38	53	190
XLPECSDH-51-10	2"	51	67	255
Tech Sheet 60132				

INDUSTRIAL HOSE

Marine Exhaust Hose

Lloyds Approved
Specification: SAEJ2006R1
Application: Wet exhaust hose for marine craft.
Tube: Black, exhaust gas, salt water resistant EPDM rubber.
Reinforcement: Synthetic textile fabrics, steel wire helix.
Cover: Black, corrugated, resistant to heat, salt water, ozone and abrasion EPDM rubber.
Safety Factor: 3-1

Working Temperature:
-30°C to +100°C

10 Metre Coils

6017	ID mm	OD mm
SAJ2006R1/032X10	32	41
SAJ2006R1/038X10	38	47
SAJ2006R1/045X10	45	54

40 Metre Coils

6017	ID mm	OD mm
SAJ2006R1/051X40	51	60

Diesel Drop Hose

Application: For diesel, air, water delivery up to 20 Bar
Reinforcement: Synthetic textile braid
Cover: Black weather and ozone resistant with purple stripe
Safety Factor: 3-1

50 Metre Coils

5999	ID mm	OD mm	Max Pressure Bar
DDRH19X-50	3/4"	28	20
DDRH25X-50	1"	34	20

Non-toxic Suction Discharge Hose

Cold Bend: -45°C
Vacuum: 570mm Hg = 75% at 20°C
Raw materials used have FDA approval for use with foodstuffs.
Applications: Suction and discharge applications of liquids and solids.
Pressures: Values given are based on the short term burst pressure of the hose at 20°C based on a 3:1 safety factor.
Note: Any increase in temperature above 20°C will result in a decline in working pressure values.
Chemical Resistance: Resistant to most oxidising and reducing agents and diluted acids and alkalis.
For more detailed information please contact technical sales.

Working Temperature:
-15°C to +65°C



Clear with White Spiral, 5 Metre Coils

6020	ID	Wall Thickness mm	Max Pressure Bar	Bend Radius mm
FQSD1-5	1"	2.8	5	130
FQSD114-5	1.1/4"	3	5	155
FQSD112-5	1.1/2"	3.4	5	182
FQSD2-5	2"	4.1	5	235
FQSD212-5	2.1/2"	4.2	5	290
FQSD3-5	3"	4.7	5	340
FQSD4-5	4"	6	4	470

Clear with White Spiral, 10 Metre Coils

6020	ID	Wall Thickness mm	Max Pressure Bar	Bend Radius mm
FQSD1-10	1"	2.8	5	130
FQSD114-10	1.1/4"	3	5	155
FQSD112-10	1.1/2"	3.4	5	182
FQSD2-10	2"	4.1	5	235
FQSD212-10	2.1/2"	4.2	5	290
FQSD3-10	3"	4.7	5	340
FQSD4-10	4"	6	4	470

Medusa Super Elastic Hose

Strong, flexible and smooth, shock and crush resistant PVC spiral. Good in cold climates.
Applications: Medium-duty suction and delivery of water, salt water, light chemicals, liquids, sewer purging, sludge, sand and gravel.
Reinforcement: Blue nylon spiral.

Working Temperature:
-20°C to +60°C



Medium-duty Suction & Delivery, 10 Metre Coils

6019	ID mm	Burst Pressure Bar	Bend Radius mm
GSE-51-10	2"	15	200
GSE-63-10	2.1/2"	14	275
GSE-76-10	3"	12	310
GSE-102-10	4"	10	410
GSE-152-10	6"	9	610

Medium-duty Suction & Delivery, 30 Metre Coils

6019	ID mm	Burst Pressure Bar	Bend Radius mm
GSE-51	2"	15	200
GSE-63	2.1/2"	14	275
GSE-76	3"	12	310
GSE-102	4"	10	410
GSE-152	6"	9	610

Multipurpose Hose

This blue multipurpose fuel and oil hose is manufactured with a smooth NBR/PVC cover and a smooth NBR/SBR liner, and is reinforced with high tensile polyester yarn.

Key Features:
- Good resistance to abrasion, weather and oil
- Resistant to petroleum products and certain solvents

Application:
- Low pressure applications, for air, oil and water

Construction:
- Inner tube: oil resistant NBR
- Reinforcement: polyester yarn
- Cover: smooth blue, oil and weather resistant NBR/PVC blended
- Safety factor 3-1

Working Temperature: -20°C to +70°C

Working Pressure: 20 bar



100 Metre Coils

0525	ID	OD mm
MPAOW-04-100	1/4"	13
MPAOW-05-100	5/16"	15
MPAOW-06-100	3/8"	17
MPAOW-08-100	1/2"	21
MPAOW-12-100	3/4"	29
MPAOW-16-100	1"	35.5
Tech Sheet 68079		

50 Metre Coils

0525	ID	OD mm
MPAOW-10-50	5/8"	25
Tech Sheet 68079		

Buhar Steam Hose

Applications: For saturated steam service where non-marking is required. BS5122/A2.

Reinforcement: High tensile synthetic textile.

Cover: Abrasion, heat, steam ozone and weather resistant, pin-pricked special synthetic rubber.

Tube: EPM rubber, resistant to steam up to 170°C.

Working Temperature: -40°C to +170°C

White Steam Non-marking, 10 Metres

0429	ID	Bend Radius mm
SHW-13-10	1/2"	80
SHW-19-10	3/4"	135
SHW-25-10	1"	170

White Steam Non-marking, 40 Metres

0429	ID	Bend Radius mm
SHW-13	1/2"	80
SHW-19	3/4"	135
SHW-25	1"	170

Brewflex 10

Applications: For delivery of beverages such as mineral water, beer, fruit juices, wine and liqueurs.

Reinforcement: High tensile synthetic textile.

Cover: Weather, ozone, and abrasion resistant coloured synthetic rubber.

Tube: White non-toxic, taste and odour free synthetic EPDM rubber.

Working Temperature: -40°C to +80°C

Brewers Delivery, 10 Metres

6011	ID	Bend Radius mm
BDH-19-10	3/4"	190
BDH-25-10	1"	254
BDH-32-10	1.1/4"	320
BDH-32-10	1.1/4"	320

Brewers Delivery, 40 Metres

6011	ID	Bend Radius mm
BDH-19	3/4"	190
BDH-25	1"	254
BDH-32	1.1/4"	320
BDH-38	1.1/2"	380

ANTI-STATIC HOSE

Air & Water

Durable all rubber constructed hose, fully complying with the requirement of BS 2050 specification for 20 bar working pressure.

- Suitable for all compressed air application
- Suitable for use where anti-static properties are preferred e.g. refineries, offshore oil and gas applications

Electrical Resistance Ω:
Min 3 x 10^3 per m - max 10^6

Construction:
Lining: Electrically conductive SBR rubber.
Cover: Smooth black SBR rubber.

Working Temperature:
-20°C to +80°C

Maximum Working Pressure: 20 bar

BS2050, 20 Metre Coils

0387	ID	OD mm	Max Pressure Bar	Burst Pressure Bar
ASAH-1/4-20	1/4"	14	20	60
ASAH-5/16-20	5/16"	16	20	60
ASAH-3/8-20	3/8"	18	20	60
ASAH-1/2-20	1/2"	22	20	60
ASAH-5/8-20	5/8"	26	20	60
ASAH-3/4-20	3/4"	30	20	60
ASAH-1-20	1"	36	20	60
Tech Sheet 10304				

FOOT VALVES & STRAINERS

FT PRO

Foot Valves

Foot Valves, Hose Tail

0019	To Suit Hose ID
NFV-2	2"
NFV-3	3"
NFV-4	4"
NFV-6	6"

Malleable Iron Foot Valves, BSPP

0019	Thread
FOOT150	1.1/2"
FOOT200	2"
FOOT250	2.1/2"
FOOT300	3"
FOOT400	4"
FOOT600	6"

Strainers

Foot Valve Strainer, Hose Tail

0019	To Suit Hose ID
FVS-112	1.1/2"
FVS-3	3"
FVS-4	4"

Strainer - Hose Tail, Zinc Plated Steel

0121	To Suit Hose ID
TCSHT1	1"
TCSHT114	1.1/4"
TCSHT112	1.1/2"
TCSHT2	2"
TCSHT212	2.1/2"
TCSHT3	3"
TCSHT4	4"
TCSHT6	6"
TCSHT8	8"

Strainer - Screwed Female BSPP, Zinc Plated Steel

0121	Thread
TCSBSP112	1.1/2"
TCSBSP2	2"
TCSBSP3	3"
TCSBSP4	4"

INDUSTRIAL PUR DUCTING

This high performance ducting range is produced in Europe and is made from premium-grade ester polyurethane compound, reinforced with a copper-coated spring steel helix.

Applications:
Transport hose for abrasive solids including: dust, powder, fibres, etc. Also suitable for extracting gaseous media such as oil vapours and welding fume.

- Excellent abrasion resistance
- Wire spiral reinforcement can be earthed
- Super flexible, low weight
- Small bend radius
- Good resistance to oil, petrol and chemicals
- High tensile strength and tear resistance

Advanced Features:

- Anti-static wall – electrical and surface resistance, $<10^9\Omega$
- Flame retardant
- Microbe resistant

Working Temperature:
-40°C to +90°C
Intermittent to:
+125°C



INDUSTRIAL PUR DUCTING

Lightweight High Performance Polyurethane

Wall Thickness: 0.4mm approx.
Supplied in compressed form (4:1) to save space and cost
Use clamp type 212/212EC (refer to page 1447).

0.4mm Wall Thickness, 10 Metres

0391	ID mm	OD mm
PURLW-38	38	46
PURLW-50	50	58
PURLW-60	60	68
PURLW-65	65	73
PURLW-75	75	83
PURLW-80	80	88
PURLW-90	90	98
PURLW-100	100	108
PURLW-115	115	123
PURLW-120	120	128
PURLW-125	125	133
PURLW-130	130	138
PURLW-140	140	148
PURLW-150	150	158
PURLW-160	160	168
PURLW-180	180	188
PURLW-200	200	208
PURLW-225	225	234
PURLW-250	250	259
Tech Sheet 110820		

Medium Weight High Performance Polyurethane

Wall Thickness: 0.6mm approx.
Supplied in compressed form (3:1) to save space and cost
Use clamp type 212/212EC (refer to page 1447).

0.6mm Wall Thickness, 10 Metres

0391	ID mm	OD mm
PURMW-38	38	45
PURMW-50	50	58
PURMW-60	60	68
PURMW-65	65	73
PURMW-75	75	83
PURMW-80	80	88
PURMW-90	90	98
PURMW-100	100	108
PURMW-115	115	123
PURMW-120	120	128
PURMW-125	125	133
PURMW-130	130	138
PURMW-140	140	148
PURMW-150	150	158
PURMW-160	160	168
PURMW-180	180	188
PURMW-200	200	208
PURMW-225	225	233
PURMW-250	250	258
PURMW-300	300	309
PURMW-350	350	359
PURMW-400	400	409
Tech Sheet 68801		

Smooth Bore PU Ducting

Colour:
Clear with grey spiral

Working Temperature:
-20°C to +80°C

Construction:

- Ester based PU
- Shock resistant PVC spiral, crushing, chemical agents, abrasion and weather resistant, corrugated outside
- Smooth bore for optimal flow

Applications:
Suction and transportation of abrasive media such as powders, pellets, granulates, fibres, industrial ventilation and airflow systems. Also dust, gases, liquids and powders.

- Food grade according to (EU) No 10/2011

20 Metre Coils

6023	ID mm	Bend Radius mm
PUSB-25-20	25	60
PUSB-38-20	38	78
PUSB-51-20	51	100
PUSB76-20	76	145
PUSB-102-20	102	200
PUSB-127-20	127	250
Tech Sheet 20559		

10 Metre Coils

6023	ID mm	Bend Radius mm
PUSB-25-10	25	60
PUSB-38-10	38	78
PUSB-51-10	51	100
PUSB76-10	76	145
PUSB-102-10	102	200
PUSB-127-10	127	250
PUSB-152-10	152	305
PUSB-203-10	203	410
Tech Sheet 20559		

Medium-duty Smooth Bore PVC Ducting

- Extremely light and flexible plasticised PVC.
- Shock resistant PVC spiral.
- Abrasion, crushing, chemical agents and weather resistant corrugated outside.
- Industrial ventilation and airflow systems, suction of dust, air, gases, powders, liquids etc.

Working Temperature:
-10°C to + 60°C

General Purpose, 10 Metre Coils

6023	ID mm	Bend Radius mm
URU-25-10	25	30
URU-32-10	32	35
URU-38-10	38	45
URU-51-10	51	60
URU-76-10	76	100
URU-102-10	102	140
URU-152-10	152	180
URU-203-10	203	400
Tech Sheet 10509		

Available per metre, contact sales for more information.

NORRES | Baggerman
Better. Stronger. Together

Hose may be in use

- Food & pharma
- Automotive/vehicle industry
- Plastics industry
- Industrial vacuum cleaners
- Fume & dust extraction
- Shot blasting/sand blasting
- Wood processing industry
- Agricultural industry
- Sweeping & cleaning machines
- Oil & Gas
- Robotics

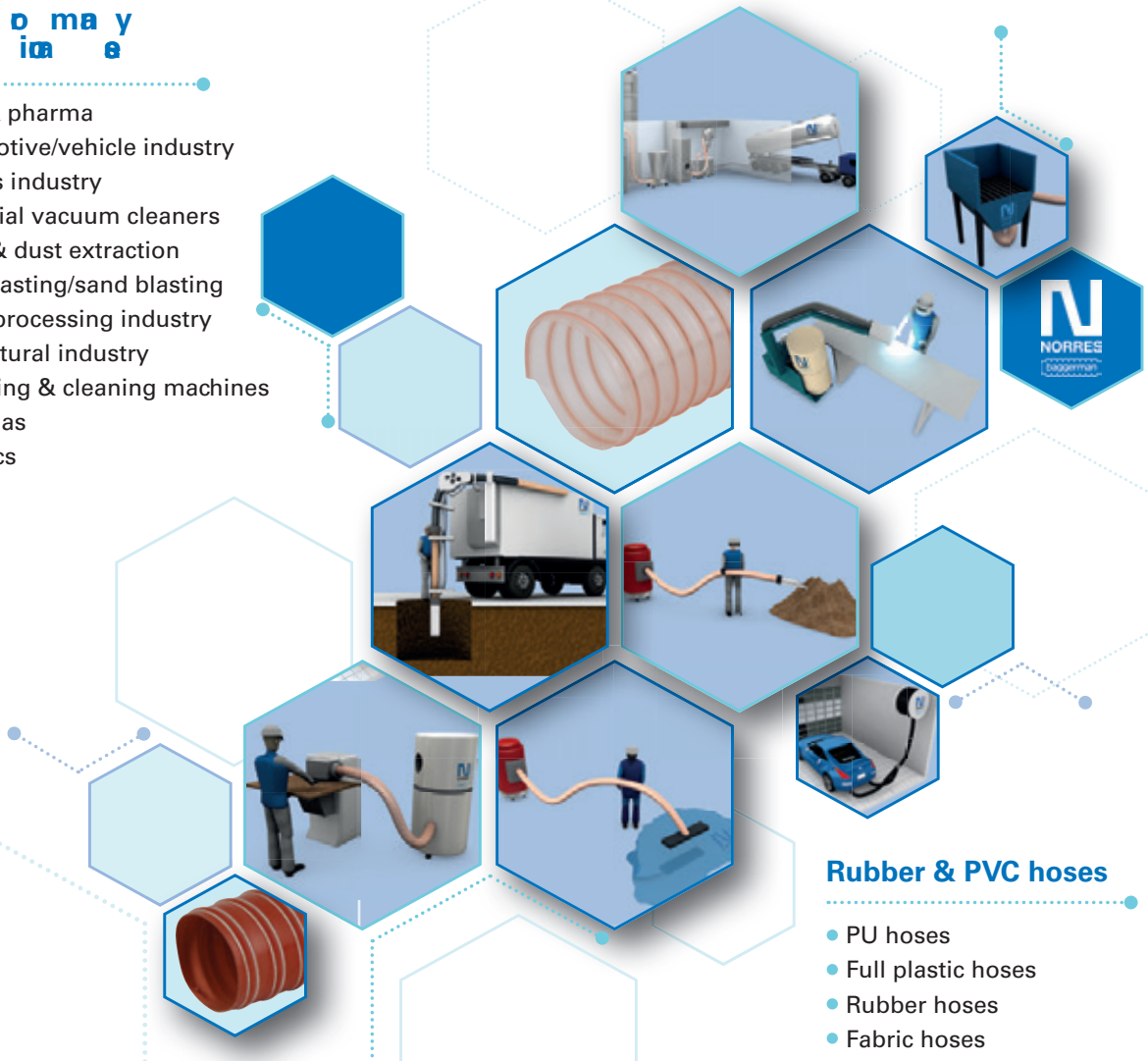

Rubber & PVC hoses

- PU hoses
- Full plastic hoses
- Rubber hoses
- Fabric hoses
- Compost hoses
- Connection

ABRASION-RESISTANT, ANTI-STATIC INDUSTRIAL PUR DUCTING

PROTAPE PUR 301 AS



Made from premium-grade ester Pre-PUR polyurethane, reinforced with a copper-coated spring steel wire helix.

Wall Thickness: 0.4mm approx.

Applications: Suction and transport hose for abrasive materials, e.g. dust, chippings, powder, granules, fibres, etc

Also suitable for fume extraction, e.g. oil mist, welding fumes and chemical vapours.

- Permanently anti-static wall, <10⁹Ω
- Super lightweight, highly flexibl
- Flame retardant to DIN 4102-B1 and UL94-HB
- Microbe resistant
- Supplied poly-sleeved in compressed form
- Excellent abrasion resistance
- High tensile strength and tear resistance
- Optimised flow (observe direction of flow arro
- Small bend radius
- Good resistance to oil, petrol and chemicals
- Wire spiral reinforcement can be earthed

Use clamp type 212/212EC (refer to page 1447).

Working Temperature:
-40°C to +90°C
Intermittent to:
+125°C approx

Lightweight, 0.4mm Wall, Flame Retardant, Anti-static, 10 Metres

0392	ID mm	OD mm
301-0038-0000	38	46
301-0050-0000	50	58
301-0065-0000	65	73
301-0075-0000	75	83
301-0100-0000	100	108
301-0125-0000	125	133
301-0150-0000	150	158
301-0160-0000	160	168
301-0200-0000	200	208
301-0225-0000	225	234
301-0250-0000	250	259
301-0300-0000	300	309
Tech Sheet 20017		

PROTAPE PUR 330 AS



Made from premium-grade ester Pre-PUR polyurethane, reinforced with a copper-coated spring steel wire helix.

Wall Thickness: 0.6mm approx.

Applications: Suction and transport hose for abrasive material, e.g. dust, chippings, powder, granules, fibres, etc

Also suitable for fume extraction, e.g. oil mist, welding fumes and chemical vapours.

- Permanently anti-static wall, <10⁹Ω
- Super lightweight, highly flexibl
- High tensile strength and tear resistance
- Flame retardant to DIN 4102-B1 and UL94-HB
- Optimised flow (observe direction of flow arro
- Microbe resistant
- Supplied poly-sleeved in compressed form
- Small bend radius
- Good resistance to oil, petrol and chemicals
- Wire spiral reinforcement can be earthed

Use clamp type 212/212EC (refer to page 1447).

Working Temperature:
-40°C to +90°C
Intermittent to:
+125°C



Light/Medium Weight, 0.6mm Wall, Flame Retardant, Anti-static, 10 Metres

0392	ID mm	OD mm
330-0038-1002	38	45
330-0050-1002	50	58
330-0065-1002	65	73
330-0075-1002	75	83
330-0100-1002	100	108
330-0125-1002	125	133
330-0150-1002	150	158
330-0160-1002	160	168
330-0200-1002	200	208
330-0225-1002	225	233
330-0250-1002	250	258
330-0300-1002	300	309
330-0350-1002	350	359
330-0400-1002	400	409
Tech Sheet 60192		

AIRDUC PUR 350 AS



Made from premium-grade ester Pre-PUR polyurethane, reinforced with a thicker gauge spring steel wire helix.

Wall Thickness: 0.7mm approx.

Applications: Suction and transport hose for highly abrasive materials, e.g. dust, powder, granules, chippings, pellets, fibres, shot blast recovery, etc. Also suitable for fumes or gaseous media.

- Permanently anti-static wall, <10⁹Ω
- Flame retardant to DIN 4102-B1 and UL94-V2
- Microbe resistant
- Excellent abrasion resistance
- High tensile strength and tear resistance
- Smooth bore, optimised flow (observe direction of flow arrow
- Small bend radius
- Good resistance to oil, petrol and chemicals
- Wire spiral reinforcement can be earthed

Working Temperature:
-40°C to +90°C
Intermittent to: +125°C



Medium Weight, 0.7mm Wall, Flame Retardant, Anti-static, 10 Metres

0392	ID mm	OD mm
350-0038-1002	38	45
350-0050-1002	50	57
350-0065-1002	65	70
350-0075-1002	75	82
350-0100-1002	100	107
350-0125-1002	125	132
350-0150-1002	150	157
350-0160-1002	160	167
350-0175-1002	175	182
350-0200-1002	200	207
350-0225-1002	225	232
350-0250-1002	250	257
350-0300-1002	300	307
Tech Sheet 60188		

Other size and length options are available for all hoses shown here - please enquire.

ANTISTATIC PUR MEDIUM & HEAVY DUTY DUCTING

PROTAPE® PUR 333 AS

Wall Thickness: 0.9mm approx.

Applications: Flexible hose/ducting for high throughput of abrasive powder, bulk material, granulate and for gases, extraction unit, dedusting system, filter system, oil mist extraction, compresso , side channel blower, vacuum pump, pressure pump.
Municipal vehicle: sweeper, sweeping machine, lawn mower, slope mower, leaf blower/ eaf collector.

- Medium/heavy-duty
- Highly abrasion resistant
- Increased pressure and vacuum resistance
- Microbe resistant
- Good resistance to oil, gasoline and chemicals
- Very good low temperature flexibilit
- Permanently antistatic wall: in accordance with ISO 8031 electrical and surface resistance approx. $10^8\Omega$
- Conforms to RoHS guideline

Working Temperature:
-40°C to +90°C

Medium/Heavy-duty, 0.9mm Wall, Flame Retardant, Anti-static, 10 Metres

0392	ID mm	OD mm
333-0050-0007	50	59.5
333-0065-0007	65	73.5
333-0075-0007	75	84.5
333-0080-0007	80	89
333-0100-0007	100	113.5
333-0125-0007	125	138.5
333-0150-0007	150	163.5
333-0160-0007	160	172
333-0180-0007	180	192
333-0200-0007	200	214.5
333-0250-0007	250	263
Tech Sheet 71699		

AIRDUC PUR 355 AS

Made from premium-grade ester Pre-PUR polyurethane, reinforced with a heavy-duty spring steel wire helix.

Wall Thickness: 1.5mm approx.

Applications: Suction and transport hose for highly abrasive materials using high flow rates, e.g. powder, granules, chippings, etc.
Also suitable for fumes or gaseous media.

- Permanently anti-static wall, $<10^8\Omega$
- Excellent abrasion resistance
- Flame retardant to DIN 4102-B1 and UL94-V2
- Microbe resistant
- Wire spiral reinforcement can be earthed
- High tensile strength and tear resistance
- Smooth bore, optimised flow (observe direction of flow arrow
- Good resistance to oil, petrol and chemicals
- Heavyweight, increased pressure and vacuum

Use clamp type 212/212EC, 216
(refer to page 1447).



Working Temperature:
-40°C to +90°C
Intermittent to: +125°C



Heavyweight, 1.5mm Wall, Flame Retardant, Anti-static, 10 Metres

0392	ID mm	OD mm
355-0050-0000	50	60
355-0065-0000	65	75
355-0075-0000	75	86
355-0100-0000	100	111
355-0125-0000	125	136
355-0150-0000	150	161
355-0160-0000	160	171
355-0200-0000	200	213
355-0250-0000	250	263
355-0300-0000	300	313
Tech Sheet 10395		

AIRDUC® PUR 356 AS

Applications:

- Super/heavy-duty
- Extremely abrasion-resistant with reinforcement underneath wire and narrow hose pitch microbe resistant
- Good resistance to oil, gasoline and chemicals
- Very good low temperature flexibilit
- Permanently antistatic wall: according to ISO 8031 electrical and surface resistance.
- According to DIN 26057 Type 4
- In accordance with ATEX 2014/34/EU (1999/92/EC) and German TRGS 727: pneumatic transport of flammable dusts and bulk materials (Zone 20, 21, 22 inside), aspiration of combustible dusts (Zone 22 inside),
- In accordance with ATEX 2014/34/EU (1999/92/EC) and German TRGS 727: for conveying for flammable liquids (inside zone 0, 1, 2), for conveying for non-flammable liquids, for use in zone 1 and 2 (gases), for use in zone 0 (gases)
- Conforms to RoHS guideline

Working Temperature:
-40°C to +90°C

Wall Thickness:

- 2 to 2.5 mm approx.

Super/Heavy-duty, 2mm-2.5mm Wall, Anti-static, 10 Metres

0392	ID mm	OD mm
356-0050-0000	50	61
356-0065-0000	65	76
356-0075-0000	75	87
356-0080-0000	80	92
356-0100-0000	100	113
356-0125-0000	125	138
356-0150-0000	150	163
356-0160-0000	160	173
356-0180-0000	180	193
356-0200-0000	200	214
Tech Sheet 71700		

Other size and length options are available for all hoses shown here - please enquire.

FOOD GRADE PUR DUCTING

PROTAPE PUR 330 FOOD



Made from premium food grade ether Pre-PUR polyurethane, reinforced with a spring steel wire helix.

Wall Thickness: 0.6mm approx.

Applications: Suction and transport hose for abrasive materials including food products e.g. powders, granulates etc.

Also suitable for gaseous media and liquids.

- Food grade wall (refer to Tech Sheet for food approvals information)
- Lightweight, high abrasion resistance
- High tensile strength and tear resistance
- Optimised flow (observe direction of flow arro
- Small bend radius
- Good resistance to microbes and hydrolysis
- Good resistance to oil, petrol and chemicals
- Wire spiral reinforcement can be earthed

Use clamp type 212/212EC (refer to page 1447)

Working Temperature:
-40°C to +90°C
Intermittent to: +125°C

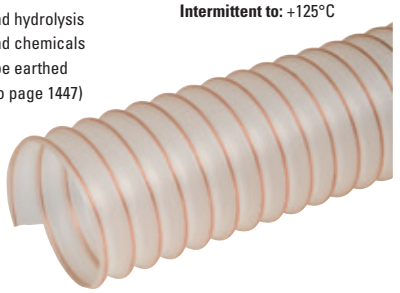

Light/Medium Weight, 0.6mm Wall, Food Grade, 10 Metres

0392	ID mm	OD mm
330-0038-0000	38	45
330-0050-0000	50	58
330-0065-0000	65	73
330-0075-0000	75	83
330-0100-0000	100	108
330-0125-0000	125	133
330-0150-0000	150	158
330-0200-0000	200	208
Tech Sheet 60193		

AIRDUC PUR 350 FOOD AS



Made from premium food grade ether Pre-PUR polyurethane, reinforced with a spring steel wire helix.

Wall Thickness: 0.7mm approx.

Applications: Suction and transport hose for abrasive materials including food products, e.g. powders, granulates, seeds, grain, etc.

Also suitable for liquid media.

- Food grade wall (refer to Tech Sheet for food approvals information)
- Permanently anti-static wall, <10⁸Ω
- Good resistance to microbes and hydrolysis
- Wire spiral reinforcement can be earthed
- Good resistance to oil, petrol and chemicals
- High tensile strength and tear resistance
- Smooth bore, optimised flo (observe direction of flow arrow
- Small bend radius
- Excellent low temperature flexibilit

Use clamp type 212/212EC/216 (refer to page 1447).

Working Temperature:
-40°C to +90°C
Intermittent to: +125°C

Medium Weight, 0.7mm Wall, Anti-static, Food Grade, 10 Metres

0392	ID mm	OD mm
350-0038-0000	38	45
350-0050-0000	50	57
350-0065-0000	65	70
350-0075-0000	75	82
350-0100-0000	100	107
350-0125-0000	125	132
350-0150-0000	150	157
350-0160-0000	160	167
350-0175-0000	175	182
350-0200-0000	200	207
350-0225-0000	225	232
350-0250-0000	250	257
350-0300-0000	300	307
Tech Sheet 10394		

AIRDUC PUR 351 FOOD



Made from premium food grade ether Pre-PUR polyurethane, reinforced with a spring steel wire helix.

Wall Thickness: 1.0mm approx.

Applications: Suction and transport hose for abrasive materials including food products, e.g. powders, granulates, seeds, grain, etc.

Also suitable for liquid media.

- Food grade wall (refer to Tech Sheet for food approvals information)
- Good resistance to microbes and hydrolysis
- Wire spiral reinforcement can be earthed
- Good resistance to oil, petrol and chemicals
- High tensile strength and tear resistance
- Smooth bore, optimised flow (observe direction of flow arrow
- Small bend radius
- Excellent low temperature flexibilit
- Flame retardant to UL94-HB

Use clamp type 212/212EC (refer to page 1447).

Working Temperature:
-40°C to +90°C
Intermittent to: +125°C



Medium/Heavy Weight, 1.0mm Wall, Food Grade, 10 Metres

0392	ID mm	OD mm
351-0038-0000	38	46
351-0050-0000	50	58
351-0065-0000	65	73
351-0075-0000	75	84
351-0100-0000	100	109
351-0125-0000	125	134
351-0150-0000	150	159
351-0175-0000	175	184
351-0200-0000	200	209
351-0250-0000	250	259
351-0300-0000	300	309
Tech Sheet 10405		

FOOD GRADE HOSE & DUCTING

BARDUC PVC 381 FOOD



Made from high-grade PVC with smooth exterior and bore, and spring steel wire reinforcement embedded into wall. For use when very high pressure, vacuum or compression resistance is required.

Applications: conveying powders, chips and pellets, also gaseous and liquid media, e.g. industrial, agricultural and food.

- Phthalates free
- Wire spiral reinforcement can be earthed
- Smooth bore and exterior
- High axial strength
- Good resistance to chemicals, acids and alkalis
- Food grade wall – refer to Tech Sheet for Food Approvals information

Use clamp type 211 (please enquire).

Working Temperature:
-20°C to +70°C
Intermittent to: +80°C

Super Heavy, Vacuum Proof, Clear PVC, Suction & Delivery, 30 Metres

0392	ID mm	OD mm
381-0012-0000	12	18
381-0016-0000	16	22
381-0018-0000	18	24
381-0020-0000	20	27
381-0025-0000	25	32
381-0032-0000	32	40
381-0038-0000	38	46
381-0050-0000	50	59
381-0065-0000	65	76
381-0076-0000	76	88
Tech Sheet 10421		

Super Heavy, Vacuum Proof, Clear PVC, Suction & Delivery, 20 Metres

0392	ID mm	OD mm
381-0102-0000	102	115
Tech Sheet 10421		

4483 Armoflex®/PU/FOOD

Applications: Certified transparent food suction/discharge hose for liquid and dry food such as fruit juices, milk, sugar and milk powder up to 40°C. The hose is also suitable for transport of other wear resistant materials such as PVC granulate, grit, lime powder and other granulates. Hose can be used for transport of extremely wear resistant materials.

Working Temperature:
-25°C to 85°C

new product

Polyurethane, 4.5mm-5mm Wall (approx.), Food Grade, 30 Metres

0392	ID mm	OD mm
448-3038-000	38	47
448-3040-000	40	49
448-3050-000	51	61
Tech Sheet 71701		

AIRDUC PUR 355 FOOD



Made from premium-grade ether Pre-PUR polyurethane, reinforced with a spring steel wire helix.

Wall thickness: 1.5mm approx.

Applications: heavy-duty suction and transport hose for highly abrasive materials including food products, using high flowrates, particularly in food and pharmaceutical sectors, e.g. powders, granulates, grains, seeds, fibres, etc.

- Also suitable for liquid media, as well as fume extraction
- Heavy-duty, reinforced food grade wall (refer to Tech Sheet for food approvals information)
- Flame retardant to UL94-V2
- Good resistance to microbe and hydrolysis
- Wire spiral reinforcement can be earthed
- Good resistance to oil, petrol and chemicals
- High tensile strength and tear resistance
- Smooth bore, optimised flow (observe direction of flow arrow)
- Small bend radius
- Excellent low temperature flexibility

Use clamp type 212/212EC/216 (refer to page 1447).

Working Temperature:
-40°C to +90°C
Intermittent to:
+125°C



Heavyweight, 1.5mm Wall, Food Grade, 10 Metres

0392	ID mm	OD mm
355-0038-1001	38	48
355-0050-1001	50	60
355-0065-1001	65	75
355-0075-1001	75	86
355-0100-1001	100	111
355-0125-1001	125	136
355-0150-1001	150	161
355-0180-1001	180	191
355-0200-1001	200	213
355-0250-1001	250	263
355-0300-1001	300	313
Tech Sheet 68735		

HIGH PERFORMANCE ANTI-STATIC SUCTION & DELIVERY HOSES

NORPLAST PUR 385 AS



Made from premium-grade anti-static Pre-PUR polyurethane, reinforced with a tough, flexible PVC helix.

Applications: multipurpose suction and delivery hose. For abrasive materials, e.g. dust, powders, granules, fibres and pellets.

Suitable for plastics industries, abrasive recovery, blown insulation, woodworking, etc.

- Gas and liquid tight
- Permanently anti-static wall, $<10^8\Omega$
- Phthalates free
- Lightweight, highly flexible, smooth bore
- Excellent abrasion resistance
- High tensile strength and tear resistance
- Small bend radius
- Good resistance to chemicals
- Flame retardant to DIN 4102-B1

Use clamp type 208/211 (please enquire).

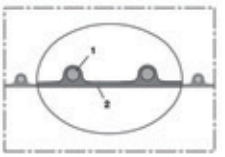

Working Temperature:
-20°C to +70°C
Intermittent to:
+80°C



Polyurethane, Flame Retardant, Anti-static Suction & Delivery Hose, 10 Metres

0392	ID mm	OD mm
385-0025-0000	25	31
385-0032-0000	32	38
385-0038-0000	38	45
385-0040-0000	40	47
385-0050-0000	50	58
385-0060-0000	60	68
385-0075-0000	75	84
385-0100-0000	100	110
Tech Sheet 20020		

NORPLAST® PVC 384 SCIROPPO® AS

Applications:

- For foodstuff liquids and grain shaped mediums, like granulates and wooden pellets
- PVC inner/outer layer
- Slightly corrugated construction cover
- Rigid PVC spiral
- With copper stranded wire
- Smooth interior

Working Temperature:
-15°C to +60°C



PVC, Alimentary Suction/Discharge Hose, Anti-static, 50 Metres

0392	ID mm	OD mm
4411-025-000	25	31
4411-032-000	32	37
4411-038-000	38	45
4411-040-000	40	47
4411-050-000	50	59
4411-060-000	60	69
4411-065-000	65	74
4411-080-000	80	92
Tech Sheet 71702		

Other size and length options are available for all hoses shown here - please enquire.



Permanently Anti-static

In the past, hoses with an anti-static wall were generally manufactured using an additive that migrated out over time, so that the material's anti-static performance was gradually lost.
Thanks to a unique, innovative material developed by **NORRES**, we are able to offer hoses and ductings which are genuinely **permanently anti-static.**
These are indicated by 'AS' as a suffix in our product name.

HIGH TEMPERATURE NEOPRENE & SILICONE DUCTING

A premium quality neoprene-coated fabric ducting with cord reinforcement and spring steel helix.

Applications: for air movement and fume extraction where extremes of temperature are involved, e.g. plastic granulate dryers and printing machinery.

- High/low temperature range
- Lightweight and highly flexible
- Leak proof and kink proof

Use clamp type 208/211 (please enquire).

Working Temperature: -35°C to +135°C
Intermittent to: +150°C

NEO 1

Single Ply Neoprene-coated Glass Fabric, 4 Metres

0392	ID mm	OD mm
390-0038-0000	38	42
390-0051-0000	51	55
390-0063-0000	63	67
390-0076-0000	76	80
390-0102-0000	102	106
390-0127-0000	127	132
390-0152-0000	152	157
390-0203-0000	203	208
Tech Sheet 10424		

NEO 2

- Double ply construction to give a higher working pressure

Double Ply, Neoprene-coated Glass Fabric, 4 Metres

0392	ID mm	OD mm
390-0038-2005	38	43
390-0051-2005	51	56
390-0063-2005	63	68
390-0076-2005	76	81
390-0102-2005	102	107
390-0127-2005	127	133
390-0152-2005	152	158
390-0203-2005	203	209
Tech Sheet 71703		

A premium quality silicone-coated fabric ducting with cord reinforcement and spring steel helix.

Applications: for air movement and fume extraction where extremes of temperature are involved, e.g. plastic granulate dryers and printing machinery.

- Extreme temperature range
- Lightweight and highly flexible
- Leak proof and kink proof
- Smooth bore

Use clamp type 208/211 (please enquire).

Working Temperature: -70°C to +260°C
Intermittent to: +280°C

SIL 1

Single Ply, Silicone-coated Glass Fabric, 4 Metres

0392	ID mm	OD mm
391-0038-0000	38	42
391-0051-0000	51	55
391-0063-0000	63	67
391-0076-0000	76	80
391-0102-0000	102	106
391-0127-0000	127	132
391-0152-0000	152	157
391-0203-0000	203	208
Tech Sheet 71704		

SIL 2

- Double ply construction to give a higher working pressure



Double Ply Silicone-coated Glass Fabric, Smooth Bore, 4 Metres

0392	ID mm	OD mm
391-0038-2005	38	43
391-0051-2005	51	56
391-0063-2005	63	68
391-0076-2005	76	81
391-0102-2005	102	107
391-0127-2005	127	133
391-0152-2005	152	158
391-0203-2005	203	209
Tech Sheet 10427		

Other ID sizes are available in NEO & SIL - please enquire.

INDUSTRIAL VACUUM HOSES & ACCESSORIES

SUPERFLEX PVC 372

Lightweight suction and blast hose made from high-grade, yarn-reinforced PVC with PVC-coated spring steel wire helix.

Applications: Industrial/domestic vacuum cleaners, air movement, drier and weld fume extraction.
Suitable for dust, powders, gases and liquids.

- Good resistance to chemicals, alkalis and acids
- Wire helix can be earthed
- Highly flexibl

Use clamp type 208
(please enquire).

Working Temperature: 0°C to +85°C

Lightweight, Yarn-reinforced PVC, Suction & Blower Hose, 15 Metres

0392	ID mm	OD mm
372-0025-0000	25	31
372-0032-0000	32	38
372-0038-0000	38	44
372-0051-0000	51	57
372-0063-0000	63	69
372-0076-0000	76	82
Tech Sheet 10418		

EVA 373 AS, BLACK

High quality, durable black suction hose made from anti-static EVA.

Applications: Industrial/domestic vacuum cleaners and blowing machines for cavity wall insulation.

- Good resistance to alkalis and acids
- Floatable
- Crush-proof
- Permanently anti-static wall, $<10^{11}\Omega$

Use clamp type 208
(please enquire).

Working Temperature: -45°C to +65°C

Anti-static Black EVA, Crush-proof Suction Hose, 30 Metres

0392	ID mm	OD mm
373-0032-1002	32	40.4
373-0038-1002	38	47.2
373-0050-1002	50	60.4
Tech Sheet 10417		

EVA 373

Applications:

- Flexible hose/ducting for gases and for dust, powder, fibre
- Industrial vacuum cleaners, vacuum cleaners
- Swimming pool cleaning
- Scrubber, floor cleaning machin
- Light weight
- Highly flexibl
- Crush resistant
- Floatable
- Good resistance to alkalis and acids
- Conforms to RoHS guideline

Working Temperature: -45°C to +65°C

Crush-proof EVA Vacuum Cleaner Hose, Grey, 30 Metres

0392	ID mm	OD mm
373-0032-0000	32	40
373-0038-0000	38	47
373-0050-0000	50	60
Tech Sheet 71707		

CONNECT 226

- Easily and quickly fitte
- Re-usable (threaded version)
- Good resistance to alkalis and acids
- Good resistance to chemicals
- Conforms to RoHS guideline
- Suitable for Hose SuperFlex: 372

Working Temperature: -20°C to 70°
Intermittent to: +80°C

Soft Sleeve for SuperFlex Hoses, High Grade Soft PVC,

0392	To Suit Hose ID mm
226-0025-0000	25
226-0032-0000	32
226-0038-0000	38
226-0051-0000	51
226-0063-0000	63
226-0076-0000	76
Tech Sheet 71705	

CONNECT 227

- Easily and quickly fitte
- Re-usable (threaded version)
- Good resistance to alkalis and acids
- Good resistance to chemicals
- Conforms to RoHS guideline

Working Temperature: -20°C to 70°

- Suitable for Hose EVA: 373; 373 (AS/EC)

Grey Soft Sleeve for EVA Hoses, High Grade Soft PVC

0392	To Suit Hose ID mm	Color
227-0032-0000	32	Grey
227-0038-0000	38	Grey
227-0050-0000	50	Grey
Tech Sheet 71706		

- Suitable for Hose EVA: 373; 373 (AS/EC), Electrically Conductive <106)

Black Soft Sleeve for EVA Hoses, High Grade Soft PVC

0392	To Suit Hose ID mm	Color
227-0032-1003	32	Black
227-0038-1003	38	Black
227-0050-1003	50	Black
Tech Sheet 71706		

SPECIALIST CLAMPING EQUIPMENT FOR INDUSTRIAL HOSE & DUCTING

Worm Drive Bridge Clamp 212

- Stainless Steel Band
- Zinc Plated Worm Drive

Offset Bridge Clamp for Wire Helix Ductings

0392	To Suit Hose ID mm
212-0035-0000	38-44
212-0045-0000	50-55
212-0055-0000	60-65
212-0065-0000	70-75
212-0075-0000	80-85
212-0085-0000	90-95
212-0095-0000	100-105
212-0105-0000	110-115
212-0115-0000	120-127
212-0125-0000	130-135
212-0135-0000	140-145
212-0145-0000	150-155
212-0155-0000	160-165
212-0165-0000	170-175
212-0175-0000	180-185
212-0195-0000	200-205
212-0215-0000	220-225
212-0245-0000	250-255
212-0295-0000	300-305
212-0315-0000	320-325
212-0345-0000	350-355
212-0395-0000	400-405
Tech Sheet 10430	

The upgraded 212EC is available on request.

CLAMP 216

- Watertight and tensile connection at very low overpressure due to special spiral geometry
- Easily and quickly fitte
- Re-usable
- Conforms to RoHS guideline

- For AIRDUC® 345, 355, 356 Hoses with ID of >=50mm

Stainless Steel Sealing Clamp

0392	To Suit Hose ID mm
216-0050-0000	50
216-0055-0000	55
216-0060-0000	60
216-0065-0000	65
216-0070-0000	70
216-0075-0000	75
216-0080-0000	80
216-0090-0000	90
216-0100-0000	100
216-0102-0000	102
216-0110-0000	110
216-0115-0000	115
216-0120-0000	120
216-0125-0000	125
216-0127-0000	127
216-0130-0000	130
216-0140-0000	140
216-0150-0000	150
216-0152-0000	152
216-0160-0000	160
216-0175-0000	175
216-0180-0000	180
216-0200-0000	200
Tech Sheet 71708	

- For AIRDUC® 345, 355 Hoses with ID of <50mm

Stainless Steel Sealing Clamp

0392	To Suit Hose ID mm
216-0032-2872	32
216-0038-2872	38
216-0040-2872	40
Tech Sheet 71708	

TOTAL



For **Industrial Grade Hand Tools & Accessories** see pages **1730-1741**

Further sizes are available for all clamps shown here - please enquire.

HOSE REELS

Reduced wear and damage
Increased efficiency
Ease of handling and storage
Safety first – avoids slips and trips
Compact units for applications with restricted space
Build a Reel – bespoke reels built to your specification

Features:

- Plastic, metal and stainless steel hose reels
- To suit low, medium and high pressure applications, from 12 bar to 270 bar
- All high pressure hose reels are assembled by BFPA trained technicians
- Hose assemblies made to order
- Floor, wall or ceiling mounting options
- Plastic and metal hose reels come complete with anti-locking mechanism

Air & Water Hi-Vis Hose, Hose Reels

- Hi-Vis reinforced PVC hose
- Tough impact resistant polypropylene construction
- 180° swivel
- Self-layering hose guide for perfectly even hose rewinding
- Speed-controlled return spring
- Auto-locking mechanism allows easy use of hose at any length
- Carry handle
- Lightweight

Maximum Working Pressure:
Air: 17 bar

10 Metre Hi-Vis Hose Length

0800	Length Metres	ID	Inlet Thread	Outlet Thread
ZA04-10B-HIVIS	10	3/8"	1/4" BSPT	1/4" BSPT

Maximum Working Pressure:
Air: 17 bar

15 Metre Hi-Vis Hose Length

0800	Length Metres	ID	Inlet Thread	Outlet Thread
ZA05-15-HIVIS	15	3/8"	1/4" BSPT	1/4" BSPT
ZA05-15-38-HIVIS	15	3/8"	3/8" BSPT	3/8" BSPT

The connection termination on all FT Pro hose reels can be adapted to suit specific requirements. For further details, contact our business development team.

Maximum Working Pressure:
Air: 17 bar

20 Metre Hi-Vis Hose Length

0800	Length Metres	ID	Inlet Thread	Outlet Thread
ZA05-20B-HIVIS	20	1/2"	3/8" BSPT	3/8" BSPT
ZA05-20B12-HIVIS	20	1/2"	1/2" BSPT	1/2" BSPT

Air Hose Reel

- Reinforced PU hose
- Tough impact-resistant polypropylene construction
- 180° swivel
- Self-layering hose guide for perfectly even hose rewinding
- Speed-controlled return spring
- Auto-locking mechanism allows easy use of hose at any length
- Lightweight



Maximum Working Pressure:
12 bar

9 Metre Hose Length

0800	Length Metres	ID	Inlet Thread	Outlet Thread
ZA02-9	9	5/16"	1/4" BSPT	1/4" BSPT
		Tech Sheet 10179		

HOSE REELS

Mountable Steel Air Hose Reel

- Heavy ribbed steel plate to ensure strong support
- Spring located in the middle to ensure stability
- Four direction non-snag rollers to reduce hose wear abrasion
- Adjustable guide arm for multi position mounting
- Special swivel joint for easy maintenance and repair
- Ball bearing swivel joint structure, largely reducing friction

Maximum Working Pressure:
20 bar



Rubber Air Hose, Spring Rewind, 3/8"

0840	Male Thread	Length Metres	To Suit	Capacity Metres
SAHR-15-38	3/8" BSPT	15	-	-
SAHR-15N-38	-	No Hose	3/8" 1 Wire	15
		Tech Sheet 10183		



Hi-Vis, Spring Rewind, 3/8"

0840	Male Thread	Length Metres
SAHR-15-38SHV06T	3/8" BSPT	15
	Tech Sheet 10184	



Rubber Tech, Spring Rewind, 1/2"

0840	Female Thread	Length Metres
SAHR-15-38SRT06F	3/8" BSPP	15
	Tech Sheet 10188	

Swivel Bracket

0840	To Suit
SAHR-15-12-SB	SAHR-15-12

Mountable Steel Air Hose Reel

- Heavy ribbed steel plate to ensure strong support
- Spring located in the middle to ensure stability
- Four direction non-snag rollers to reduce hose wear abrasion
- Adjustable guide arm for multi position mounting
- Special swivel joint for easy maintenance and repair
- Ball bearing swivel joint structure, largely reducing friction

Maximum Working Pressure: 28 bar

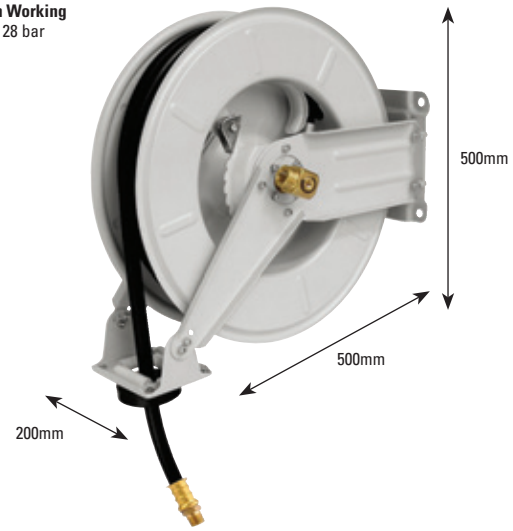

Rubber Air Hose, Spring Rewind, 1/2"

0840	Male Thread	Length Metres	To Suit	Capacity Metres
SAHR-15-12	1/2" BSPT	15	-	-
SAHR-15N-12	-	No Hose	1/2'	15
		Tech Sheet 10185		



Hi-Vis, Spring Rewind, 1/2"

0840	Male Thread	Length Metres
SAHR-20-12SHV06T	3/8" BSPT	20
	Tech Sheet 10186	



R6, Spring Rewind, 1/2"

0840	Female Thread	Length Metres
SAHR-15-12SR608F	1/2" BSPP	15
	Tech Sheet 10187	



Spring Rewind Without Hose, 3/4"

0840	To Suit	Capacity Metres
SAHR-40N-34	3/4" Rubber Hose	40
	Tech Sheet 10195	

HOSE REELS

Mountable High Pressure Water Steel Hose Reels

- Compact for applications with critical space requirement
- Heavy-duty steel construction with corrosion resistant powder coating
- Four direction non-snag rollers to reduce hose wear abrasion
- Multi position ratchet lock and easy tension adjustment
- Spring fully closed and lubricated
- Full flow swivel
- Adjustable guide arm for multi positional mounting

Maximum Working Pressure: 150 bar



Black 1 Wire Pressure Wash, Spring Rewind, 3/8"

0840	Inlet Thread	Outlet Thread	Length Metres	To Suit	Capacity Metres
SWHR-15-38	3/8" BSP	M22 X 1.5	15	-	-
SWHR-15N-38	-	-	No Hose	3/8" 1 wire	15
Tech Sheet 10189					



Blue 1 Wire Pressure Wash, Spring Rewind, 3/8"

0840	Female Thread	Length Metres
SWHR-15-38SB122K	M22 x 1.5	15
Tech Sheet 10190		

Maximum Working Pressure: 270 bar

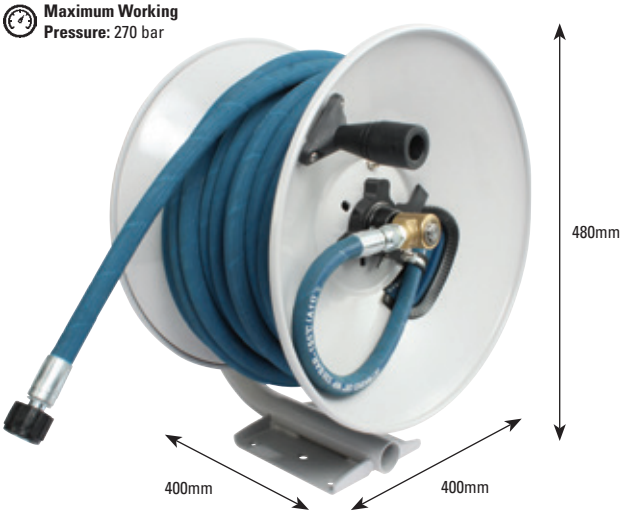

Blue 2 Wire Pressure Wash, Manual Rewind, 3/8"

0840	Female Thread	Length Metres
SWHR-30-38MB222K	M22 x 1.5	30
Tech Sheet 10191		

Black 2 Wire Pressure Wash, Manual Rewind, 3/8"

0840	Female Thread	Length Metres	To Suit	Capacity Metres
SWHR-30-38	M22 x 1.5	30	-	-
SWHR-30N-38	-	No Hose	3/8" 2 Wire	30
Tech Sheet 10192				

Mountable Stainless Steel Hose Reels

- All stainless steel 304 spring rewind hose reels are designed for harsh, corrosive environments or where hygiene is of primary importance
- Ideally suited for wash down applications in food processing, also for marine and offshore application
- All stainless steel swivel assemblies with PTFE washer and viton O-ring for high pressure and high temperature
- Spring fully enclosed and lubricated
- Guide arm adjustable for handling up to 6 positions
- Multi-position ratchet lock keeps hose at desired length

Other configurations available on request.



Spring Rewind without Hose, 1/2" BSPP Inlet

0890	Capacity Metres
SSHR-15N-12	15
Tech Sheet 71762	

Maximum Working Temperature: +155°C

Maximum Working Pressure: 175 bar

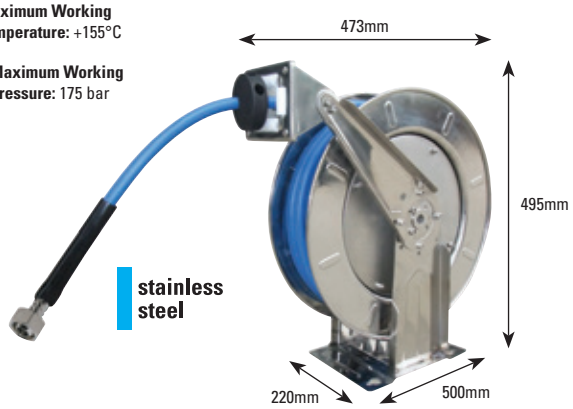

Blue 3/8", 1 Wire Pressure Wash, Spring Rewind

0890	Female Thread	Length Metres
SSHR-15-12SB106F	3/8" BSP	15
Tech Sheet 71763		

Working Temperature: -20°C to +80°C

Maximum Working Pressure: 20 bar

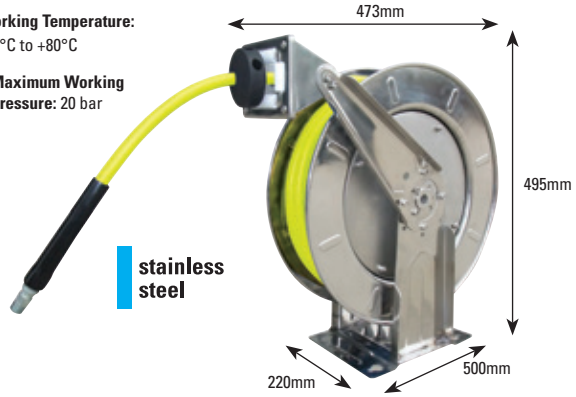

Hi-Vis 3/8", Air & Water, Spring Rewind

0890	Female Thread	Length Metres
SSHR-15-12SHV06T	3/8" BSPT	15
SSHR-15-12SHV08T	1/2" BSPT	15
Tech Sheet 71764		

Maximum Working Temperature: +100°C

Maximum Working Pressure: 10 bar

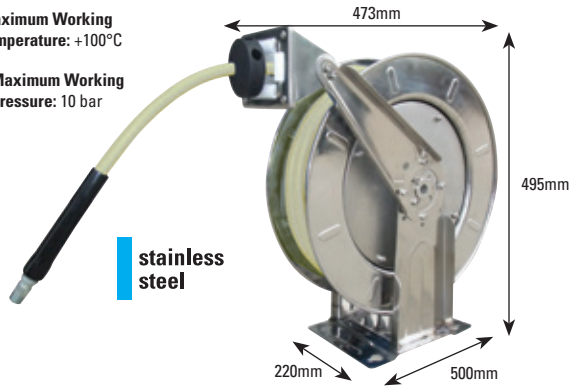

Non Marking 1/2" Wash Down Hose, Spring Rewind

0890	Male Thread	Length Metres
SSHR-15-12SWD08T	1/2"	15
Tech Sheet 71765		

Swivel Bracket

0890	To Suit
SSHR-12-SB	SSHR-15
Tech Sheet 71766	

HOSE REELS

JAMEC PEM
COUPLE UP WITH THE RIGHT CONNECTION

Air/Water Hose Reels

Controlled retraction speed mechanism

20 Metre Heavy-duty Retractable 3/8" Air & Water Hose Reel

1470	Hose ID	Length Metres	Inlet	Outlet
HR5-320B	3/8" (9.2mm)	20	1/4" BSP Male	1/4" BSP Swivel Male

Controlled retraction speed mechanism

20 Metre Heavy-duty 10 bar 1/2" Water Hose Reel

1470	Hose ID	Length Metres	Inlet	Outlet
58.10450S	11.5mm (1/2")	20	3/8" BSP Male	Water Gun

Controlled retraction speed mechanism

30 Metre Heavy-duty Retractable 3/8" Air & Water Hose Reel

1470	Hose ID	Length Metres	Inlet	Outlet
58.30230S	9.2mm (3/8")	30	1/4"	1/4" Swivel

Controlled retraction speed mechanism

30 Metre Heavy-duty Retractable 1/2" Water Hose Reel

1470	Hose ID	Length Metres	Inlet	Outlet
58.30450S	11.5mm (1/2")	30	1/4" BSP Male	1/4" Swivel Check Unit

Controlled retraction speed mechanism

15 Metre Heavy-duty Retractable 1/2" Air & Water Hose Reel

1470	Hose ID	Length Metres	Inlet	Outlet
HR8-315B	1/2" (12.5mm)	15	3/8" BSP Male	3/8" BSP Swivel Male

JAMEC PEM
COUPLE UP WITH THE RIGHT CONNECTION



For **Jamec Pem Tyre Inflation** see page **1722**

Redashe

Stainless Steel Hose Reels

Heavy Duty Stainless Steel Retractable Hose Reel c/w 15 Mtrs Food Quality Hose

- Heavy gauge 304 stainless steel.
- Designed for harsh corrosive environments.
- Ideal for use in food processing, chemical, offshore and marine applications.



CRWM-SS Series Stainless Steel Manual Rewind Hose Reel Range

- 304 grade st/steel
- Ideally suited for food industry, chemical processing, offshore and marine applications.
- Hose lengths: 20m - 40m.
- Hose Sizes: 1/2" - 1".
- Pressures: up to 700psi.



CCRHA-SS Series Stainless Steel Spring Rewind Hose Reel Range

- 304 grade st/steel
- Ideally suited for food industry washdown, offshore & marine applications.
- Hose lengths: 20m - 30m.
- Hose Sizes: 1/2" - 1".
- Pressures: up to 2500psi

HOSE REELS

Redashe

Reelworks Hose Reels

This compact, spring rewind hose reel is constructed in durable impact-resistant polypropylene. Supplied complete with 15m super flexible hybrid polymer hose, 1.5m inlet hose and integral pivoting wall bracket. The compact size makes this reel ideal for use in smaller workshops where space is limited.

Features:

- Supplied with 15m flexible, premium hybrid polymer hose
- Hose has no memory and lays flat when in us
- Integral pivoting wall bracket, swivels through 180°
- Latching of hose at any length
- Latching system can be set to free run if required

Maximum Working Temperature: +60°C

Automatic Spring Rewind Hose Reels, suitable for Air & Water

0122	ID	Length Metres	Max Pressure Bar
C2753	1/2"	15	20
C2752	3/8"	15	20
Tech Sheet 68740			

This multifunctional, hi-vis, safety, spring rewind air hose reel has an automatic rewind system which prevents the hose from bunching when retracting the hose back; the system layers the hose back onto the reel from side to side, neat and tidy every time. The reel is supplied complete with a hybrid polymer hose which lays flat whe in use with no recoil effect, and stays flexible even in extremely cold conditions. Manufactured from high impact UV-stabilised polypropylene which makes this reel tough, lightweight, and corrosion free. Two-year limited warranty.

Features:

- Automatic guide system – no bunching of hose. Layers hose from side to side, neat and tidy every time
- Slow retraction system – prevents hose from speeding back to the reel if the hose is let go – safe operation
- Low tension spring
- Latching of hose at any length

Hi-Vis, Automatic Spring Rewind Hose Reels, suitable for Air

0122	ID	Length Metres	Max Pressure Bar
C2783	1/2"	15	20
C2782	3/8"	15	20
Tech Sheet 68739			

The compact spring rewind reel operates with a normal retraction system but should the operator lose grip on the hose, then the system senses the over-speed reaction and slows the hose to a safe speed by means of a centrifugal brake.

Features:

- Constructed in high impact UV stabilised polypropylene
- Powder coated, integral wall/ceiling bracket
- Latching of cable at any length or free run option
- Fully automatic spring rewind
- Low effort easy to use rewind tension
- Lightweight design
- Supplied with fitted hos
- Virtually maintenance free
- 12 month manufacturer's warranty

RA Series Compact Reel for Air

0122	Hose ID mm	Length Metres	Inlet/Outlet BSPP
RA100	6	10	1/4"
RA200	8	9	1/4"

AIR CONTROL JWL AirBoy®

For **JWL AirBoy Tyre Inflation Equipmen** see page **1723**

A Brand New Concept in Hose Reel Technology

FEATURES & BENEFITS OF THE CONCEPT:

- Eliminates the use of a fixed guide arm in wall/ceiling mount position
- Easy to install with no need for post installation adjustments
- Unique, automatic, 90° vertical rotational span
- Covers various mounting positions
- Balanced clock spring produces enough torque to displace the weight of the guide arm
- Allowing the guide arm to move vertically up and down in a smooth, effortless and fully automatic manner
- The roller guide and arm/s will always be directly facing the user, giving total control on payout and retrieval
- Allows the units to be mounted at an increased height
- Removes the possibility of harm to the operator, passing personnel or damage to machinery compared to low-level units
- Roller guide arm returns to its rest position after use
- Sets the reel ready for the next operator

STANDARD FEATURES:

- Constructed in heavy gauge powder coated steel
- Finished in a durable, white powder coated gloss finis
- Latching of hose at any length
- Fully automatic hose rewind for neat, tidy storage
- Extended roller guide aperture to ease hose stacking
- Externally mounted swivel assemblies
- Viton seals and nylon backup rings as standard
- Low, medium and high pressure applications
- Double supported 1", solid steel axle
- Pathfinde ® self-adjusting roller guide arm
- All working parts fully accessible for servicing
- Floor, wall or ceiling mounting options
- Suitable for air, water, oil, diesel and grease delivery
- 2-year manufacturer's warranty
- Swivels 180° through the X axis and 90° through the Y axis
- Supplied as a bare reel, hose to suit application at extra cost

Low Pressure, Hose Reel Only

0122	ID	Length Metres	Max Pressure Bar
PFS-915L	3/8"	15	20
PFS-920L	3/8"	20	20
PFS-1315L	1/2"	15	20
PFS-1320L	1/2"	20	20

Medium Pressure, Hose Reel Only

0122	ID	Length Metres	Max Pressure Bar
PFS-915M	3/8"	15	155
PFS-920M	3/8"	20	155
PFS-1315M	1/2"	15	137
PFS-1320M	1/2"	20	137

High Pressure, Hose Reel Only

0122	ID	Length Metres	Max Pressure Bar
PFS-615H	1/4"	15	344
PFS-915H	3/8"	15	275

HOSE REELS

E-Zy Reels

Features:

- Lightweight and durable, just 12.5kg
- Constructed in high-impact UV-stabilised polypropylene
- Supplied with correct type of hose for specific applicatio
- Fully assembled, includes 3 connecting hose
- Suitable for air or water depending on model



E-Zy Reel 701/705, Air/Water, BSPT

0122	Length Metres	ID	Thread	Max Pressure Bar
C705-100	10	1/4"	1/4"	12
C705-200	8	5/16"	1/4"	12

808 Series Open Frame Reel & Hose for Air/Water

0122	Hose ID	Length Feet/Metres	Inlet/Outlet BSPP
C808-466L	1/2"	66/20	1/2"

0122	Hose ID	Length Feet/Metres	Inlet/Outlet BSPP
C809-325L	3/8"	25/8	3/8"

Retracta Standard Hose Reels

Redashe Retracta spring rewind hose reels offer performance, reliability and versatility for all popular hose applications. Constructed in high impact UV stabilized polypropylene for all-purpose corrosion free, durability. Retracta reels can be installed indoors or out. They are particularly suited to washdown applications in food processing as an alternative to conventional stainless steel reels. Suitable for wall, floo , bench or overhead installations.

Features:

- Superior positive latching mechanism allows the reel to be mounted in any position, with latching of the hose at any length
- Tough, corrosion free polypropylene construction
- Lightweight-average just 12kg, easy to install
- Fully automatic hose rewind for neat and tidy storage
- Low rewind tension allows for easy hose "pull out"
- Virtually maintenance free
- Completely serviceable-all parts readily available
- 5 year warranty (conditions apply)
- Safe storage system that keeps hoses off the floo

Excluding Hose

Note: Available for many other applications, with or without hose.

Cold Wash 40˚C, Reinforced PVC Hose

0122	Length Metres	ID mm	Inlet BSPP	Outlet Bare Hose	Max Pressure Bar	Colour
CW100	15	12.5	3/8' Female	Bare End	10	Blue

Hot Wash 90˚C, Reinforced Rubber Hose

0122	Length Metres	ID mm	Inlet BSPP	Outlet BSPP	Max Pressure Bar	Colour
HW100	12	12.5	3/8" Female	3/8" Male	10	Red

Food Quality Water 95˚C, Reinforced Rubber Hose

0122	Length Metres	ID mm	Inlet BSPP	Outlet BSPP	Max Pressure Bar	Colour
FQ100	12	12.5	3/8" Female	1/2" Male	20	Red

Garden Reel, PVC Hose

0122	Length Metres	ID mm	Inlet BSPP	Outlet	Max Pressure Bar	Colour
DR100	18	12.5	3/4" Male	Blank/Nozzle	7	Green

Breathing Air (EN139), Reinforced NBR/PVC Hose

0122	Length Metres	ID mm	Inlet BSPP	Outlet BSPP	Max Pressure Bar	Colour
BH100	15	10	3/8" Female	3/8" Male	12	Red

Compressed Air (16 bar)

0122	Length Metres	ID mm	Outlet BSPP	Working Pressure (bar)
AR100	20	10	1/4"	16
AR200	15	12.5	3/8"	16

HOSE REELS

Heavy-duty Hose Reel

Features:

- Supplied with 15 metres of food quality hose.
- Heavy gauge 304 stainless steel.
- Designed for harsh corrosive environments.
- Ideal for use in food processing, chemical, offshore & marine applications.

15 Metres

0122	Description
CTWA-1315SSH	1/2" x 15m Hose Reel (including 15m Food Quality Hose)

820 Series Jet Washer Reel with Hose

0122	Hose ID mm	Length Metres
C820-358	10	15

Retracta Welding Reels with Hoses

0122	Application	Hose ID mm	Length Metres
HOP200	Oxy-Propane	10	10
HOA200	Oxy-Acetylene	10	10

808 Series Welding Reels with Hoses

0122	Application	Hose ID mm	Length Metres
C808-WELD-OP	Oxy-Propane	10	15
C808-WELD-OA	Oxy-Acetylene	10	15

Safety Cable Reel

Features:

- Slow retraction system - prevents hose from speeding back to the reel if the hose is let go - Safe Operation.
- Supplied with 15m of 3 core, 1.5mm2 cable.
- Integral wall mounting swivel bracket.
- Latching of cable at any length.
- Fitted circuit breaker
- Electricity indicator LED light.
- 1.5m Fitted inlet cable.
- Supplied with fitted UK plug & sockets.
- For indoor use only.

15 Metre 230V

0122	Voltage	Cable Length Metres	Amps In/Out
C2681	230V	15	3/10

E-Zy Reels

Features:

- Compact, lightweight design
- Fully automatic spring rewind
- Supplied with 15m of 3 core, 1.5mm cable
- Low effort, easy to use rewind tension
- Fitted inlet cable for connection to supply
- Virtually maintenance free
- Integral wall mounting swivel bracket
- 240V
- Latching of cable at any length

Electrical Cable Reel

0122
C605-100

RC25/50 Series

Compact Electrical Cable Reels 240V

0122	Cable Length Metres	Cores	Amps In/Out
YRC25	5 + 1	3 x 1.5mm	3/10
YRC50	7 + 1	2 x 1mm	3/10

Heavy-duty Static Safety Grounding Reel

Features:

- Heavy-duty steel compact design
- Slow retraction system – prevents cable from speeding back to the reel if the cable is let go - safe operation
- Latching of cable at any length
- Fitted with Alligator static grounding clamp
- High visibility cable with orange vinyl cover
- Operating temperature: -65°F to 125°F (-54°C to 52°C)
- RoHS and REACH compliant
- ATEX II 2G Ex h IIC T6 Gb / 11 2D Ex h IIIC T85°C Db
- Applications: refuelling stations, fuel tanks, fuel trucks, airplane static grounding and any hazardous areas with potentially dangerous static electricity.

Max Resistance: 10 Ohm

SR101 Series, Static Safety Grounding Reel

0122	Hose Capacity Metres	Max Resistance Ohm	Cable OD mm
SR101-01	23	10	4
Tech Sheet 71686			

HOSE REELS

Spring Rewind Cable Reels

110V

0122	Cable Length Metres	Voltage	Amps In/Out
YZ6185/IP65	15	110V Max	8/16
YZ7325	15	110V Max	8/16

Hose Reel for Oil

0122	Length Metres
HRO15.12C	15

Hose Reel for Diesel

0122	Length Metres
HRO8.25	8

E-Zy Reel 208 Series Manual Rewind Hose Reels

Features:

- Excellent design, constructed from tubular and formed steel, which delivers superior strength and durability
- Corrosion resistant powder-coated finish, black as standard
- Full flow, brass swivel assembly, ensures maximum product delivery
- Suitable for wall, floor or workbench mounting, ideal for mobile vehicle applications and pressure washers
- Spring loaded locking pin prevents the hose from de-reeling
- Only 9.5kg (bare reel)

Maximum Working Pressure for Reel:
206 bar (3000 psi)

Hose Reel Only

0122	To Suit	Thread
C208-3-100H	30 Metres x 10mm	3/8"
C208-4-65H	20 Metres x 12.5mm	1/2"

E-Zy Reel 460 Series Manual Rewind Hose Reels

Features:

- Designed for industrial applications here longer length of hose are required
- Open hose slot drum design, Oillite self-lubricating bearings
- Spring loaded lock pin prevents hose from de-reeling
- Constructed in heavy gauge powder coated steel
- Full flow swivel joint

Maximum Working Pressure for Reel:
206 (3,000 psi)

Hose Reel Only

0122	To Suit	Thread
C460-3-350H	105 Metres x 10mm	3/8"
C460-4-270H	80 Metres x 12.5mm	1/2"

Warning Tape Barrier Reels

Features:

- Constructed in high impact UV stabilised polypropylene
- Ideal for preventing people entering an unsafe or restricted area
- The tape is manufactured from a strong durable woven textile (width 48mm)
- Equipped with a slow retraction system preventing the tape from speeding back to the reel if the tape is let go (safe operation)

new product

1 YEAR WARRANTY

SR100 Tape Barrier Reels

0122	Tape Capacity Metres	Colour
SR100-05	16	Yellow/Black
SR100-06	16	Red/White

HOSE REELS

Compact Stainless Steel Hose Reels

Features:

- Heavy gauge 304 grade stainless steel
- Rolled and ribbed side discs for strength and rigidity
- Large four-way roller guide to reduce hose wear
- Floor and wall mounting options
- Smooth and positive crank design
- Supplied as bare reel, hose available at extra cost

stainless steel

2 YEAR WARRANTY



CRWM-SS Stainless Steel, Manual Rewind Series, High Capacity, Hose Reel Only

0122	Length Metres	ID	OD	Max Pressure Bar
CRWM-1920SS	20	3/4"	1.1/8"	48
CRWM-2520SS	20	1"	1.1/2"	48

Steel Spring Rewind Reels

Features:

- Corrosion-resistant powder coating
- Guide arm adjustable handling up to nine positions
- Multi-position ratchet lock
- Spring fully enclosed and lubricated
- Wall, ceiling or floor mounte

808 Series, Spring Rewind Hose Reels

0122	Length Metres	ID	Thread	Max Pressure Bar
C808-350L	15	3/8"	3/8"	20
C808-450L	15	1/2"	1/2"	20
C808-350M	15	3/8"	3/8"	155
C808-450M	15	1/2"	1/2"	138

Features:

- 304-grade stainless steel construction
- Large four-way roller guide to reduce hose wear
- Supplied as bare reel
- Externally mounted, fully lubricated spring canister
- Externally mounted swivel assembly for easy maintenance
- 2-year manufacturers warranty

CCRHA-SS Series, Spring Rewind Hose Reels

0122	Length Metres	ID	OD	Max Pressure psi
CCRHA-1320SS	20	1/2"	7/8"	2500
CCRHA-1330SS	30	1/2"	7/8"	2500
CCRHA-1920SS	20	3/4"	1.1/8"	1500
CCRHA-1930SS	30	3/4"	1.1/8"	1500
CCRHA-2520SS	20	1"	1.1/2"	1200

High Capacity, High Visibility Rewind Hose Reels

Features:

- Constructed in heavy gauge mild steel
- Highly visible yellow powder coated finis
- Rolled and ribbed side discs for strength and rigidity
- Large four-way roller guide to reduce hose wear
- Externally mounted spring canister and swivel assembly for easy maintenance
- Floor and wall mounting options
- Capacities up to 30m
- Two-year manufacturer's warranty
- Supplied as bare reel, hose available at extra cost

Maximum Working Pressure for Reel:
Up to 2700 psi (186 bar)

CRHA Spring Rewind, Air, Oil, Water & Diesel

0122	Length Metres	ID	OD	Max Pressure Bar
CRHA-920	20	3/8"	5/8"	186
CRHA-930	30	3/8"	5/8"	186
CRHA-1320	20	1/2"	7/8"	172
CRHA-1920	20	3/4"	1.1/8"	103
CRHA-1930	30	3/4"	1.1/8"	103
CRHA-2520	20	1"	1.1/2"	82

Features:

- Constructed in heavy gauge mild steel
- Highly visible yellow powder-coated finis
- Rolled and ribbed side discs for strength and rigidity
- Large four-way roller guide to reduce hose wear
- Floor or wall mounting options
- Smooth and positive direct crank design
- Capacities up to 40m
- Two-year manufacturer's warranty
- Supplied as bare reel, hose available at extra cost

Maximum Working Pressure for Reel:
700 psi (48 bar)

2 YEAR WARRANTY

CRWM Manual Rewind, Air, Oil, Water & Diesel

0122	Length Metres	ID	OD	Max Pressure Bar
CRWM-1320	20	1/2"	7/8"	48
CRWM-1340	40	1/2"	7/8"	48
CRWM-1920	20	3/4"	1.1/8"	48
CRWM-1940	40	3/4"	1.1/8"	48
CRWM-2520	20	1"	1.1/2"	48
CRWM-2530	30	1"	1.1/2"	48

HOSE REELS

Redashe

new product

Heavy-duty Safety Spring Rewind Reel

Features:

- Constructed in heavy gauge powder coated carbon steel
- Double arm structure for stability and versatile adjustments
- Slow retraction system - prevents hose from speeding back to the reel if the hose is let go - safe operation.
- Latching hose at any length.
- Supplied as bare reel, hose available at extra cost (application required)

Maximum Working Pressure:
300 psi (20 bar)

2 YEAR WARRANTY

HR826 Series, Hose Reel Only

0122	Hose Capacity Metres	Max Pressure psi/Bar	Hose ID	Inlet/Outlet BSPP
CHR826-12-366L	20	300/20	3/8"	3/8" Female
CHR826-14-466L	20	300/20	1/2"	1/2" Female
Tech Sheet 71681				

Heavy-duty Spring Rewind ATEX Approved Reel

Features:

- Constructed in heavy gauge powder coated carbon steel
- Double arm structure for stability and versatile adjustments
- RoHS and REACH compliant
- Ex h IIB T4 Gb. Ta = -20°C to +60°C
- Latching of hose at any length
- Supplied as bare reel, hose available at extra cost (application required)

Maximum Working Pressure:
150 psi (10 bar)

5 YEAR WARRANTY

HR213 Series, Hose Reel Only

0122	Hose Capacity Metres	Max Pressure psi/Bar	Hose ID	Inlet/Outlet BSPP
C213-2520EX	20	150/10	1/2"	1" Female
Tech Sheet 71682				

Heavy-duty Stainless Steel Spring Rewind ATEX Approved Reel

Features:

- Constructed in heavy-duty 304 stainless steel
- Double arm structure for stability and versatile adjustments
- RoHS and REACH compliant
- Ex h IIB T4 Gb. Ta = -20°C to +60°C
- Latching of hose at any length
- Supplied as bare reel, hose available at extra cost (application required)

Maximum Working Pressure:
150 psi (10 bar)

5 YEAR WARRANTY

HR223 Series, Hose Reel Only

0122	Hose Capacity Metres	Max Pressure psi/Bar	Hose ID	Inlet/Outlet BSPP
C223-2530SSEX	30	150/10	1/2"	1" Female
Tech Sheet 71683				

Spring Rewind Reel

Features:

- Corrosion resistant powder coating
- Compact design for easy installation
- Spring fully enclosed and lubricated
- Latching of hose at any length
- High quality stress free swivel assembly
- Supplied with 1.5m feeder hose
- Optional swivelling bracket CP-2910

Maximum Working Pressure:
2320 psi (160 bar)

3 YEAR WARRANTY

2919 Series, Reel with Hose

0122	Hose Capacity Metres	Max Pressure psi/Bar	Hose ID	Inlet/Outlet BSPP
C2910-7153	10	300/20	3/8"	3/8" Female
C2910-8104	10	2320/160	1/2"	1/2" Female
Tech Sheet 71684				

C2910 Series Reel Wall Bracket

110° Pivoting Wall Bracket, Powder Coated Steel

0122	To Suit
CP-2910	C2910 Series

Heavy-duty Hand Crank Reel

Features:

- Designed for industrial applications where longer lengths of hose are required
- Constructed in heavy gauge powder coated carbon steel
- Wider drum opening (5"/125mm) making for easier hose installation
- New handle and swivel design for less labour-intensive use (70% more efficient)
- Spring loaded lock pin prevents hose from de-reeling
- Supplied as bare reel, hose available at extra cost (application required)



Maximum Working Pressure:
4000 psi (276 bar)

5 YEAR WARRANTY

HR116 Series, Hose Reel Only

0122	Hose Capacity Metres	Max Pressure psi/Bar	Hose ID	Inlet/Outlet BSPP
CHR11602	30	4000/276	3/4"	3/4" Female
Tech Sheet 71685				

Nederman

SAFE AND REALLY EASY...

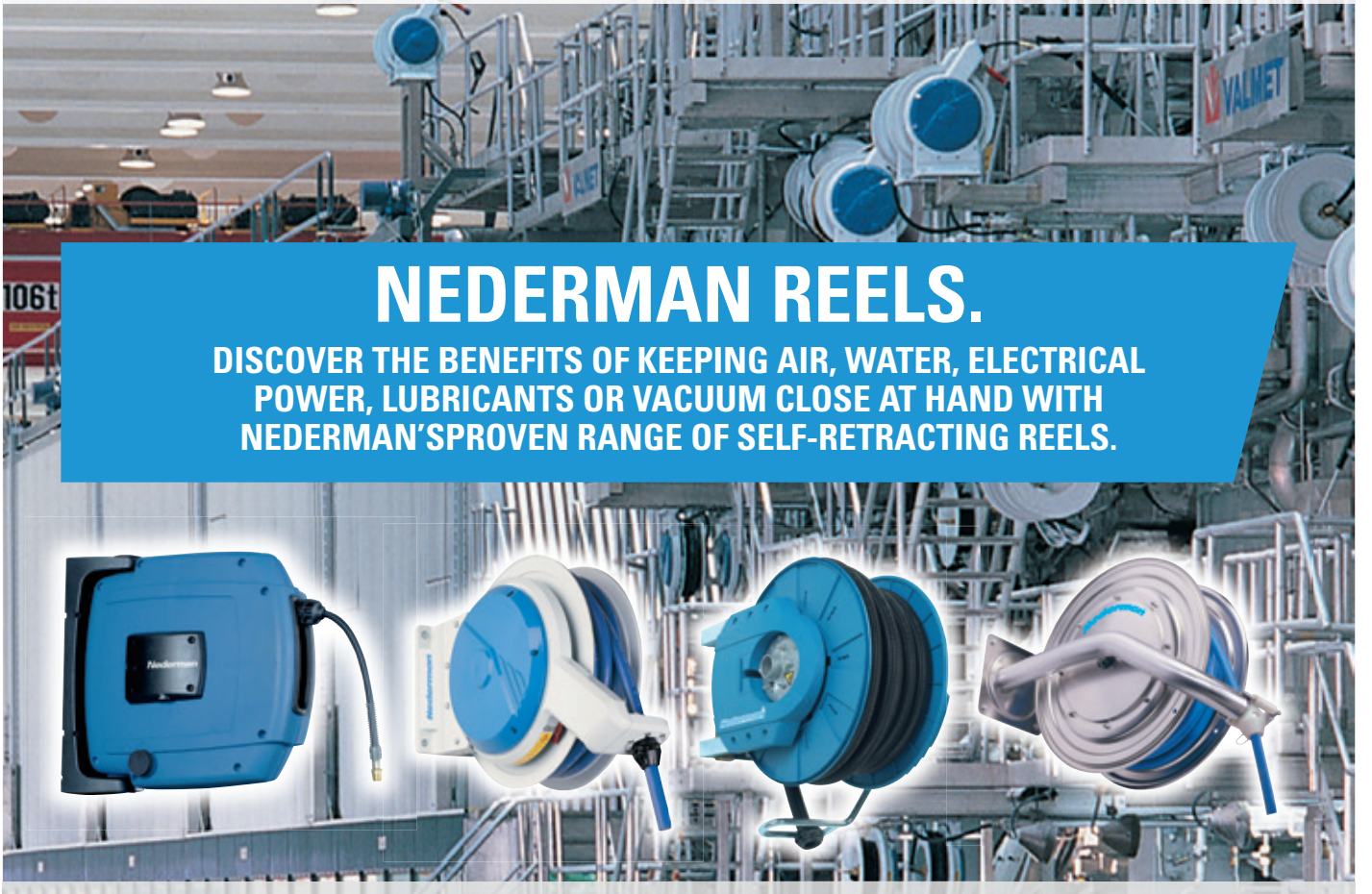

NEDERMAN REELS.

DISCOVER THE BENEFITS OF KEEPING AIR, WATER, ELECTRICAL POWER, LUBRICANTS OR VACUUM CLOSE AT HAND WITH NEDERMAN'SPROVEN RANGE OF SELF-RETRACTING REELS.

WHY REELS?

- ✓ Reduce wear and damage
- ✓ Ease handling and storage
- ✓ Ensure a clean environment
- ✓ Increase efficiency
- ✓ Safety first – avoids "slips and trips"

FEATURES:

- Ball bearings for easy operation
- High quality seals
- Optimised to retract evenly
- Factory pre-tensioned
- Easy to mount – wall or ceiling
- Manufactured to meet ISO 9001 and ISO 14001
- Stainless and EX approved options

COMPREHENSIVE RANGE - OPEN, CLOSED, STAINLESS AND EX

SELF-RETRACTING HOSE REELS

Nederman

Hose Reel, Series H20 & H30

- Safe and functional cable reels for industrial use, professional tradesmen or do-it-yourself workshops
- Snap-on wall bracket
- Unique safety latch
- Drum with ball bearings on both sides
- Degree of protection code, IP55
- Rubber power cable
- Cable easily replaced
- Hose Type A

Maximum Working Pressure:
1.2MPa (12 bar)

Air

0290	ID	Length Metres	Type
30800230	5/16"	12	With Hose
30800430	3/8"	10	With Hose
Tech Sheet 20365			

Maximum Working Pressure:
1.5MPa (15 bar)

Air/Water

• Hose Type A

0290	ID	Length Metres	Type
30800220	1/4"	12	With Hose
30800420	5/16"	8	With Hose

Hose Reel, Series 883

- A fully enclosed and robust, medium sized hose reel. Highly suitable for applications in vehicle repair and maintenance workshops
- Spring tension easily adjustable from the outside
- Fast and easy to service
- Simple hose replacement without dismantling the reel
- Connection hoses are 1 metre long
- Hose Type B

Maximum Working Pressure:
1.5MPa (15 bar)

Air & Water

0290	ID	Length Metres	Type
30800783	3/8"	15	Without Hose
30800883	3/8"	15	With Hose
30800983	1/2"	10	Without Hose
30801083	1/2"	10	With Hose
Tech Sheet 20366			

Maximum Working Pressure:
7.5MPa (75 bar)

Oil

• Hose Type I

0290	ID	Length Metres	Type
30801183	1/2"	10	Without Hose
30801283	1/2"	10	With Hose
Tech Sheet 20366			

Maximum Working Pressure:
25MPa (205 bar)

Maximum Working Temperature: 150°C

High Pressure Water

• Hose Type G

0290	ID	Length Metres	Type
30802183	3/8"	13	Without Hose
30802283	3/8"	13	With Hose
Tech Sheet 20366			

Maximum Working Pressure:
35MPa (350 bar)

Grease

• Hose Type J

0290	ID	Length Metres	Type
30801383	1/4"	15	Without Hose
30801883	1/4"	15	With Hose
Tech Sheet 20366			

Hose Type	Hose Specification	Temp. Range Min °C	Temp. Range Max °C
A	Cover in PVC & inner tube in PUR. Synthetic textile braid.	-10	+60
B	Cover in NBR / PVC & inner tube in NBR. Synthetic textile braid.	-30	+100
D	Cover in NBR / PVC & inner tube in NBR. Synthetic textile braid.	-30	+100
E	Cover in NBR / PVC & inner tube in food grade quality NBR. Synthetic textile braid.	-20	+100
F	Cover in NBR / PVC & inner tube in food grade quality NBR. Synthetic textile braid.	-20	+100
G	Cover & inner tube in synthetic rubber. Single steel braid.	-40	+155
H	Cover & inner tube in synthetic rubber. Single steel braid.	-40	+155
I	Cover & inner tube in SBR based rubber. Single steel braid.	-40	+100
J	Cover & inner tube in synthetic, oil resistant rubber. Double steel braid.	-40	+100
K	Cover & inner tube in rubber. Synthetic textile braid (acc. to EN-559).	-20	+80
L	Corrugated ethyl-vinyl-acetate (EVA). Electrically conductive.	-40	+70
M	Cover in CR & inner tube in NBR. Synthetic textile braid. Electrically conductive.	-30	+80

SELF-RETRACTING HOSE REELS

Nederman

Hose Reel, Series 884

- Heavy-duty hose reel for long and heavy hoses. Made of epoxy-coated die-cast aluminium. Ball bearings in drum and swivel. Fully protected inner mechanisms
- Strong, durable and highly corrosion resistant
- Smooth hose operation
- Adjustable outlet arm minimises friction
- Connection hoses are 1 metre long
- Hose Type D

Maximum Working Pressure:
1.5MPa (15 bar)

Air & Water

0290	ID	Length Metres	Type
30810284	1/2"	20	With Hose
30817384	1/2"	30	Without Hose
30817484	1/2"	30	With Hose
30810384	3/4"	15	Without Hose
30810484	3/4"	15	With Hose
30810584	1"	10	Without Hose
30810684	1"	10	With Hose
Tech Sheet 20367			

- Hose Type E.

Maximum Working Pressure:
2.5MPa (25 bar)

Water - Food Grade

0290	ID	Length Metres	Type
30810884	1/2"	20	With Hose
30811284	3/4"	15	With Hose
30811484	1"	10	With Hose
Tech Sheet 20367			

- Hose Type I

Maximum Working Pressure:
20m and 30m hose reels 7.5MPa (75 bar)
10m and 15m hose reels 5.0MPa (50 bar)

Oil

0290	ID	Length Metres	Type
30811784	1/2"	20	Without Hose
30811884	1/2"	20	With Hose
30813584	1/2"	30	Without Hose
30813684	1/2"	30	With Hose
30812284	3/4"	15	With Hose
30813484	1"	10	With Hose
Tech Sheet 20367			

- Hose Type E for water-food grade
- Hose Type I for oil

Water - Food Grade & Oil

0290	ID	Length Metres	Type
30812184	3/4"	15	Without Hose
30813384	1"	10	Without Hose
Tech Sheet 20367			

Maximum Working Pressure:
5MPa (50 bar)

Diesel

0290	ID	Length Metres	Type
30814584	3/4"	15	Without Hose
Tech Sheet 20367			

- Hose Type G

Maximum Working Pressure:
25MPa (250 bar)

Maximum Working Temperature: 150°C

High Pressure Water

0290	ID	Length Metres	Type
30811584	3/8"	25	Without Hose
30811684	3/8"	25	With Hose
Tech Sheet 20367			

- Hose Type J.

Maximum Working Pressure:
35MPa (350 bar)

Grease

0290	ID	Length Metres	Type
30813284	1/4"	25	With Hose
Tech Sheet 20367			

Hose Reel, Series 881

- The vacuum hose reel facilitates the handling of long and heavy vacuum hoses, and provides tidy and safe storage when they are not in use. Keeps hoses out of the way of forklifts and mobile workshop equipment. Separate suspension brackets make mounting of the reel simple and safe
- Antistatic reel and vacuum hose
- Supplied with automatic damper
- Integrated micro-switch
- Delivered without connection hose
- Maximum suction: 45kPa (psi)
- Hose Type L

Vacuum Cleaning

0290	ID	Length Metres	Type
30804981	-	10	Without Hose
30805081	1.1/2"	10	With Hose
30804881	2"	10	With Hose
Tech Sheet 20368			

Hose Reel, Series 886 Ex Approved

- Series 886 Ex is a hose reel with large hose capacity for heavy-duty industrial use. It is constructed for environments where high hygiene and corrosion resistance is required. All components are made of stainless steel and conductive composite material. Approved for use in zones 1, 2 and 22 in accordance with ATEX 94/9/EC, equipment group II, category 2G D
- Connection hoses are 1 metre long
- Hose Type M

Maximum Working Pressure:
2.0MPa (20 bar)

stainless steel

Ex Approved

0290	ID	Length Metres	Type
30804886	3/4"	15	With Hose
30804686	1/2"	25	With Hose
Tech Sheet 20369			

FIRE HOSE REELS & ACCESSORIES

These reels are designed to provide a controlled water supply to suppress any possible fire ris involving Class A combustible solids.

Either the water mains or water tanks can be utilised to provide the pressurised supply required.

Hose Reel Flow Rates:
- 3/4" – 27 lpm
- 1" – 35 lpm

Manufactured to comply with the stringent requirements set out under BS EN 671-1, the hose reels are extremely durable and offer superb performance to the operative. The side plates are protected with a polyester powder coating that complies with the 240 hour salt spray test requirements specified by ISO 9227

ALL REELS COME COMPLETE WITH WALL MOUNTING BRACKETS

Fire Hose Reel

Manual Fixed, Reel Only

0463	To Suit Hose ID mm
FHROMF19	19
FHROMF25	25
Tech Sheet 60138	

Automatic Fixed, Reel Only

0463	To Suit Hose ID mm
FHROAF19	19
FHROAF25	25
Tech Sheet 60138	

Manual Swivel, Reel Only

0463	To Suit Hose ID mm
FHROMS19	19
FHROMS25	25
Tech Sheet 60138	

Automatic Swivel, Reel Only

0463	To Suit Hose ID mm
FHROAS19	19
FHROAS25	25
Tech Sheet 60138	

Fire Hose Reel Assembly

Manual Fixed, with Hose

0463	ID mm	Length Metres
FHRAMF19	19	30
FHRAMF25	25	30
Tech Sheet 60138		

Automatic Fixed, with Hose

0463	ID mm	Length Metres
FHRAAF19	19	30
FHRAAF25	25	30
Tech Sheet 60138		

Manual Swivel, with Hose

0463	ID mm	Length Metres
FHRAMS19	19	30
FHRAMS25	25	30
Tech Sheet 60138		

Automatic Swivel, with Hose

0463	ID mm	Length Metres
FHRAAS19	19	30
FHRAAS25	25	30
Tech Sheet 60138		

Accessories

Standards: EN 694.

Cover: Red, ozone and UV resistant, elastomeric rubber/ PVC blended.

Reinforcement: textile braids.

Liner: seamless rubber/PVC.

Working Temperature: -20°C to +60°C

Maximum Working Pressure: 12 bar

Fire Hose

0463	ID mm	Length Metres
FHO1930	19	30
FHO2530	25	30
Tech Sheet 60138		

Reel Nozzles

0463	To Suit Hose ID mm
FHN1900	19
FHN2500	25
Tech Sheet 60138	

For **Fire Hose & Instantaneous Fire Hose Couplings** see page **1494**

FT PRO®

Cam & Groove Quick Couplings

Aluminium

Stainless Steel

Brass

Polypropylene

CAM & GROOVE QUICK COUPLINGS

Aluminium Couplings

See page 1472 for spare seals.

A

Female Threaded Plug, BSPP

0281	Thread
A12-AU	1/2"
A34-AU	3/4"
A1-AU	1"
A114-AU	1.1/4"
A112-AU	1.1/2"
A2-AU	2"
A212-AU	2.1/2"
A3-AU	3"
A4-AU	4"
A6-AU	6"

Tech Sheet 532

Female Threaded Plug, NPT

0282	Thread
A12-AU-NPT	1/2"
A34-AU-NPT	3/4"
A1-AU-NPT	1"
A114-AU-NPT	1.1/4"
A112-AU-NPT	1.1/2"
A2-AU-NPT	2"
A212-AU-NPT	2.1/2"
A3-AU-NPT	3"
A4-AU-NPT	4"

Tech Sheet 532

B

Male Threaded Lever Coupling, BSPT

0281	Thread
B12-AU	1/2"
B34-AU	3/4"
B1-AU	1"
B114-AU	1.1/4"
B112-AU	1.1/2"
B2-AU	2"
B212-AU	2.1/2"
B3-AU	3"
B4-AU	4"

Tech Sheet 532

Male Threaded Lever Coupling, NPT

0282	Thread
B34-AU-NPT	3/4"
B1-AU-NPT	1"
B114-AU-NPT	1.1/4"
B112-AU-NPT	1.1/2"
B2-AU-NPT	2"
B212-AU-NPT	2.1/2"
B3-AU-NPT	3"
B4-AU-NPT	4"

Tech Sheet 532

C

Hose Tail Lever Coupling

0281	Body
C12-AU	1/2"
C34-AU	3/4"
C1-AU	1"
C114-AU	1.1/4"
C112-AU	1.1/2"
C2-AU	2"
C212-AU	2.1/2"
C3-AU	3"
C4-AU	4"
C6-AU	6"

Tech Sheet 532

D

Female Lever Coupling, BSPP

0281	Thread
D12-AU	1/2"
D34-AU	3/4"
D1-AU	1"
D114-AU	1.1/4"
D112-AU	1.1/2"
D2-AU	2"
D212-AU	2.1/2"
D3-AU	3"
D4-AU	4"
D6-AU	6"

Tech Sheet 532

Female Lever Coupling, NPT

0282	Thread
D12-AU-NPT	1/2"
D34-AU-NPT	3/4"
D1-AU-NPT	1"
D114-AU-NPT	1.1/4"
D112-AU-NPT	1.1/2"
D2-AU-NPT	2"
D212-AU-NPT	2.1/2"
D3-AU-NPT	3"
D4-AU-NPT	4"
D6-AU-NPT	6"

Tech Sheet 532

Dust Plug

0281	Body
DP12-AU	1/2"
DP34-AU	3/4"
DP1-AU	1"
DP114-AU	1.1/4"
DP112-AU	1.1/2"
DP2-AU	2"
DP212-AU	2.1/2"
DP3-AU	3"
DP4-AU	4"
DP6-AU	6"

Tech Sheet 532

Lever Stop

0281	Body
DC12-AU	1/2"
DC34-AU	3/4"
DC1-AU	1"
DC114-AU	1.1/4"
DC112-AU	1.1/2"
DC2-AU	2"
DC212-AU	2.1/2"
DC3-AU	3"
DC4-AU	4"
DC6-AU	6"

Tech Sheet 532

E

Hose Tail

0281	Body
E12-AU	1/2"
E34-AU	3/4"
E1-AU	1"
E114-AU	1.1/4"
E112-AU	1.1/2"
E2-AU	2"
E212-AU	2.1/2"
E3-AU	3"
E4-AU	4"
E6-AU	6"

Tech Sheet 532

F

Male Threaded Plug, BSPT

0281	Thread
F12-AU	1/2"
F34-AU	3/4"
F1-AU	1"
F114-AU	1.1/4"
F112-AU	1.1/2"
F2-AU	2"
F212-AU	2.1/2"
F3-AU	3"
F4-AU	4"
F6-AU	6"

Tech Sheet 532

Male Threaded Plug, NPT

0282	Thread
F12-AU-NPT	1/2"
F34-AU-NPT	3/4"
F1-AU-NPT	1"
F114-AU-NPT	1.1/4"
F112-AU-NPT	1.1/2"
F2-AU-NPT	2"
F212-AU-NPT	2.1/2"
F3-AU-NPT	3"
F4-AU-NPT	4"
F6-AU-NPT	6"

Tech Sheet 532

Please note: 1/2" sizes are only supplied with one locking arm.

CAM & GROOVE QUICK COUPLINGS

stainless steel

FT PRO

316 Stainless Steel Couplings

See page 1472 for spare seals.

A

Female Threaded Plug, BSPP

0285	Thread
A12-SS	1/2"
A34-SS	3/4"
A1-SS	1"
A114-SS	1.1/4"
A112-SS	1.1/2"
A2-SS	2"
A212-SS	2.1/2"
A3-SS	3"
A4-SS	4"
A6-SS	6"
Tech Sheet 532	

Female Threaded Plug, NPT

0286	Thread
A12-SS-NPT	1/2"
A34-SS-NPT	3/4"
A1-SS-NPT	1"
A114-SS-NPT	1.1/4"
A112-SS-NPT	1.1/2"
A2-SS-NPT	2"
A212-SS-NPT	2.1/2"
A3-SS-NPT	3"
A4-SS-NPT	4"
Tech Sheet 532	

B

Male Threaded Lever Coupling, BSPT

0285	Thread
B12-SS	1/2"
B34-SS	3/4"
B1-SS	1"
B114-SS	1.1/4"
B112-SS	1.1/2"
B2-SS	2"
B212-SS	2.1/2"
B3-SS	3"
B4-SS	4"
Tech Sheet 532	

Male Threaded Lever Coupling, NPT

0286	Thread
B12-SS-NPT	1/2"
B34-SS-NPT	3/4"
B1-SS-NPT	1"
B114-SS-NPT	1.1/4"
B112-SS-NPT	1.1/2"
B2-SS-NPT	2"
B3-SS-NPT	3"
B4-SS-NPT	4"
Tech Sheet 532	

C

Hose Tail Lever Coupling

0285	Body
C12-SS	1/2"
C34-SS	3/4"
C1-SS	1"
C114-SS	1.1/4"
C112-SS	1.1/2"
C2-SS	2"
C212-SS	2.1/2"
C3-SS	3"
C4-SS	4"
Tech Sheet 532	

D

Female Lever Coupling, BSPP

0285	Thread
D12-SS	1/2"
D34-SS	3/4"
D1-SS	1"
D114-SS	1.1/4"
D112-SS	1.1/2"
D2-SS	2"
D212-SS	2.1/2"
D3-SS	3"
D4-SS	4"
Tech Sheet 532	

Female Lever Coupling, NPT

0286	Thread
D12-SS-NPT	1/2"
D34-SS-NPT	3/4"
D1-SS-NPT	1"
D114-SS-NPT	1.1/4"
D112-SS-NPT	1.1/2"
D2-SS-NPT	2"
D212-SS-NPT	2.1/2"
D3-SS-NPT	3"
D4-SS-NPT	4"
Tech Sheet 532	

Dust Plug

0285	Body
DP12-SS	1/2"
DP34-SS	3/4"
DP1-SS	1"
DP112-SS	1.1/2"
DP2-SS	2"
DP212-SS	2.1/2"
DP3-SS	3"
Tech Sheet 532	

Lever Stop

0285	Body
DC34-SS	3/4"
DC1-SS	1"
DC114-SS	1.1/4"
DC112-SS	1.1/2"
DC2-SS	2"
DC3-SS	3"
DC4-SS	4"
Tech Sheet 532	

E

Hose Tail

0285	Thread
E12-SS	1/2"
E34-SS	3/4"
E1-SS	1"
E114-SS	1.1/4"
E112-SS	1.1/2"
E2-SS	2"
E212-SS	2.1/2"
E3-SS	3"
E4-SS	4"
Tech Sheet 532	

F

Male Threaded Plug, BSPT

0285	Thread
F12-SS	1/2"
F34-SS	3/4"
F1-SS	1"
F114-SS	1.1/4"
F112-SS	1.1/2"
F2-SS	2"
F212-SS	2.1/2"
F3-SS	3"
F4-SS	4"
Tech Sheet 532	

Male Threaded Plug, NPT

0286	Body
F12-SS-NPT	1/2"
F34-SS-NPT	3/4"
F1-SS-NPT	1"
F114-SS-NPT	1.1/4"
F112-SS-NPT	1.1/2"
F2-SS-NPT	2"
F212-SS-NPT	2.1/2"
F3-SS-NPT	3"
F4-SS-NPT	4"
Tech Sheet 532	

Please note: 1/2" sizes are only supplied with one locking arm.

CAM & GROOVE QUICK COUPLINGS

Polypropylene Couplings

See page 1472 for spare seals.

A

Female Threaded Plug, BSPP

0287	Thread
A12-PP	1/2"
A34-PP	3/4"
A1-PP	1"
A114-PP	1.1/4"
A112-PP	1.1/2"
A2-PP	2"
A3-PP	3"
A4-PP	4"
Tech Sheet 532	

Female Threaded Plug, NPT

0288	Thread
A12/34-PP-NPT	1/2"
A34-PP-NPT	3/4"
A1-PP-NPT	1"
A114-PP-NPT	1.1/4"
A112-PP-NPT	1.1/2"
A2-PP-NPT	2"
A3-PP-NPT	3"
A4-PP-NPT	4"
Tech Sheet 532	

B

Male Threaded Lever Coupling, BSPT

0287	Thread
B12-PP	1/2"
B34-PP	3/4"
B1-PP	1"
B114-PP	1.1/4"
B112-PP	1.1/2"
B2-PP	2"
B3-PP	3"
Tech Sheet 532	

Male Threaded Lever Coupling, NPT

0288	Thread
B12/34-PP-NPT	1/2"
B34-PP-NPT	3/4"
B1-PP-NPT	1"
B114-PP-NPT	1.1/4"
B112-PP-NPT	1.1/2"
B2-PP-NPT	2"
B3-PP-NPT	3"
B4-PP-NPT	4"
Tech Sheet 532	

C

Hose Tail Lever Coupling

0287	Body
C12-PP	1/2"
C34-PP	3/4"
C1-PP	1"
C114-PP	1.1/4"
C112-PP	1.1/2"
C2-PP	2"
C3-PP	3"
C4-PP	4"
Tech Sheet 532	

D

Female Lever Coupling, BSPP

0287	Thread
D12-PP	1/2"
D34-PP	3/4"
D1-PP	1"
D114-PP	1.1/4"
D112-PP	1.1/2"
D2-PP	2"
D3-PP	3"
D4-PP	4"
Tech Sheet 532	

Female Lever Coupling, NPT

0288	Thread
D12/34-PP-NPT	1/2"
D34-PP-NPT	3/4"
D1-PP-NPT	1"
D114-PP-NPT	1.1/4"
D112-PP-NPT	1.1/2"
D2-PP-NPT	2"
D3-PP-NPT	3"
D4-PP-NPT	4"
Tech Sheet 532	

Dust Plug

0287	Body
DP34-PP	3/4"
DP1-PP	1"
DP114-PP	1.1/4"
DP112-PP	1.1/2"
DP2-PP	2"
DP3-PP	3"
Tech Sheet 532	

Lever Stop

0287	Body
DC34-PP	3/4"
DC1-PP	1"
DC114-PP	1.1/4"
DC112-PP	1.1/2"
DC2-PP	2"
DC3-PP	3"
Tech Sheet 532	

E

Hose Tail

0287	Body
E12-PP	1/2"
E34-PP	3/4"
E1-PP	1"
E114-PP	1.1/4"
E112-PP	1.1/2"
E2-PP	2"
E3-PP	3"
E4-PP	4"
Tech Sheet 532	

F

Male Threaded Plug, BSPT

0287	Thread
F12-PP	1/2"
F34-PP	3/4"
F1-PP	1"
F114-PP	1.1/4"
F112-PP	1.1/2"
F2-PP	2"
F3-PP	3"
F4-PP	4"
Tech Sheet 532	

Male Threaded Plug, NPT

0288	Thread
F12/34-PP-NPT	1/2"
F34-PP-NPT	3/4"
F1-PP-NPT	1"
F112-PP-NPT	1.1/2"
F2-PP-NPT	2"
F3-PP-NPT	3"
F4-PP-NPT	4"
Tech Sheet 532	

Please note: 1/2" sizes are only supplied with one locking arm.

Brass Couplings

See page 1472 for spare seals.

A

Female Threaded Plug, BSPP

0283	Thread
A12-BR	1/2"
A34-BR	3/4"
A1-BR	1"
A114-BR	1.1/4"
A112-BR	1.1/2"
A2-BR	2"
A212-BR	2.1/2"
A3-BR	3"
A4-BR	4"

Tech Sheet 532

Female Threaded Plug, NPT

0284	Thread
A12-BR-NPT	1/2"
A34-BR-NPT	3/4"
A1-BR-NPT	1"
A112-BR-NPT	1.1/2"
A2-BR-NPT	2"
A212-BR-NPT	2.1/2"
A3-BR-NPT	3"
A4-BR-NPT	4"
A5-BR-NPT	5"
A6-BR-NPT	6"

Tech Sheet 532

B

Male Threaded Lever Coupling, BSPT

0283	Thread
B12-BR	1/2"
B34-BR	3/4"
B1-BR	1"
B114-BR	1.1/4"
B112-BR	1.1/2"
B2-BR	2"
B212-BR	2.1/2"
B3-BR	3"
B4-BR	4"

Tech Sheet 532

Male Threaded Lever Coupling, NPT

0284	Thread
B12-BR-NPT	1/2"
B34-BR-NPT	3/4"
B1-BR-NPT	1"
B114-BR-NPT	1.1/4"
B112-BR-NPT	1.1/2"
B2-BR-NPT	2"
B212-BR-NPT	2.1/2"
B3-BR-NPT	3"
B4-BR-NPT	4"
B6-BR-NPT	6"

Tech Sheet 532

C

Hose Tail Lever Coupling

0283	Body
C12-BR	1/2"
C34-BR	3/4"
C1-BR	1"
C114-BR	1.1/4"
C112-BR	1.1/2"
C2-BR	2"
C212-BR	2.1/2"
C3-BR	3"
C4-BR	4"

Tech Sheet 532

D

Female Lever Coupling, BSPP

0283	Thread
D12-BR	1/2"
D34-BR	3/4"
D1-BR	1"
D114-BR	1.1/4"
D112-BR	1.1/2"
D2-BR	2"
D212-BR	2.1/2"
D3-BR	3"
D4-BR	4"

Tech Sheet 532

Female Lever Coupling, NPT

0284	Thread
D12-BR-NPT	1/2"
D34-BR-NPT	3/4"
D1-BR-NPT	1"
D114-BR-NPT	1.1/4"
D112-BR-NPT	1.1/2"
D2-BR-NPT	2"
D212-BR-NPT	2.1/2"
D3-BR-NPT	3"
D4-BR-NPT	4"
D5-BR-NPT	5"
D6-BR-NPT	6"

Tech Sheet 532

Dust Plug

0283	Body
DP12-BR	1/2"
DP1-BR	1"
DP114-BR	1.1/4"
DP112-BR	1.1/2"
DP2-BR	2"
DP212-BR	2.1/2"
DP3-BR	3"
DP4-BR	4"
DP6-BR	6"

Tech Sheet 532

Lever Stop

0283	Body
DC12-BR	1/2"
DC1-BR	1"
DC112-BR	1.1/2"
DC2-BR	2"
DC212-BR	2.1/2"
DC3-BR	3"
DC6-BR	6"

Tech Sheet 532

E

Hose Tail

0283	Body
E12-BR	1/2"
E34-BR	3/4"
E1-BR	1"
E114-BR	1.1/4"
E112-BR	1.1/2"
E2-BR	2"
E212-BR	2.1/2"
E3-BR	3"
E4-BR	4"

Tech Sheet 532

F

Male Threaded Plug, BSPT

0283	Thread
F12-BR	1/2"
F34-BR	3/4"
F1-BR	1"
F114-BR	1.1/4"
F112-BR	1.1/2"
F2-BR	2"
F212-BR	2.1/2"
F3-BR	3"
F4-BR	4"
F6-BR	6"

Tech Sheet 532

Male Threaded Plug, NPT

0284	Thread
F12-BR-NPT	1/2"
F1-BR-NPT	1"
F114-BR-NPT	1.1/4"
F112-BR-NPT	1.1/2"
F2-BR-NPT	2"
F212-BR-NPT	2.1/2"
F3-BR-NPT	3"
F4-BR-NPT	4"

Tech Sheet 532

Please note: 1/2" sizes are only supplied with one locking arm.

CAM & GROOVE SEALS & SPARES

Cam & Groove Seals

Seals suitable for cam and groove quick couplings.

Viton Seals

0060	To Suit Coupling Size
VITON-12	1/2"
VITON-34	3/4"
VITON-1	1"
VITON-114	1.1/4"
VITON-112	1.1/2"
VITON-2	2"
VITON-212	2.1/2"
VITON-3	3"

EPDM Seals

0060	To Suit Coupling Size
EPDM-12	1/2"
EPDM-34	3/4"
EPDM-1	1"
EPDM-114	1.1/4"
EPDM-112	1.1/2"
EPDM-2	2"
EPDM-212	2.1/2"
EPDM-3	3"
EPDM-4	4"

Buna Seals

0060	To Suit Coupling Size
BUNA-12	1/2"
BUNA-34	3/4"
BUNA-1	1"
BUNA-114	1.1/4"
BUNA-112	1.1/2"
BUNA-2	2"
BUNA-212	2.1/2"
BUNA-3	3"
BUNA-4	4"
BUNA-6	6"

Tech Sheet 20356

PTFE Seals

0060	To Suit Coupling Size
PTFE-12	1/2"
PTFE-34	3/4"
PTFE-1	1"
PTFE-114	1.1/4"
PTFE-112	1.1/2"
PTFE-2	2"
PTFE-212	2.1/2"
PTFE-3	3"

Stainless Arm, Pin & Ring

Spare Arm, Pin & Ring for Cam & Groove Couplings

0060	To Suit Coupling Size
CGS-12-34	1/2" & 3/4"
CGS-1	1"
CGS-114-212	1.1/4" & 2.1/2"
CGS-3-4	3" & 4"

Chain & Ring for Cam Lock Caps

0060	Description
BRC6	6" Brass
SSC6	6" Stainless Steel
BRC12	12" Brass
SSC12	12" Stainless Steel

You might also need...

JAYMAC Industrial Hose & Accessories

10 bar Water Suction Hose
see page **1430**

European Execution Double Lock Claw Couplings

Maximum Working Pressure: 10 bar

Q1 Hose Tails, Plated

0108	To Suit Hose ID
Q1DLP14	1/4"
Q1DLP38	3/8"
Q1DLP12	1/2"
Q1DLP58	5/8"
Q19SDLP34	3/4" (Q19S)
Q1DLP1	1"
Q1DLP114	1.1/4"
Tech Sheet 20303	

Maximum Working Pressure: 7 bar

Q2 Female Thread, Plated, BSPP

0108	Thread
Q2DLP14	1/4"
Q2DLP38	3/8"
Q2DLP12	1/2"
Q2DLP34	3/4"
Q2DLP1	1"
Q2DLP114	1.1/4"
Tech Sheet 20304	

Q4 Blanking Off End

0108
Q4
Tech Sheet 20306

Maximum Working Pressure: 7 bar

Q3 Male Thread, Plated, BSPP

0108	Thread
Q3DLP14	1/4"
Q3DLP38	3/8"
Q3DLP12	1/2"
Q3DLP34	3/4"
Q3DLP1	1"
Q3DLP114	1.1/4"
Tech Sheet 20305	

Q Rubbers

0108	Material
QRNIT	Nitrile
QR	Neoprene
Tech Sheet 20307	

Double Lock QC Claw Couplings

Maximum Working Pressure: 7 bar

QC1 Hose Tails, Plated

0108	To Suit Hose ID
QC112	1/2"
QC134	3/4"
QC11	1"

QC2 Female Thread, Plated, BSPP

0108	Thread
QC212	1/2"
QC234	3/4"
QC21	1"

QC3 Male Thread, Plated, BSPP

0108	Thread
QC312	1/2"
QC334	3/4"
QC31	1"

QC2 Female Thread, Gunmetal, BSPP

0108	Thread
QC2GM34	3/4"

QC Rubber

0108
QCR

Due to the change of finishes used by our supplier, the product you receive may be different to that illustrated.

QUICK RELEASE PNEUMATIC HOSE COUPLINGS

QAY US Execution Claw Couplings

- US execution with bore for safety clip

Maximum Working Pressure: 12 bar

QAY 1
Hose Tails

0108	To Suit Hose ID
QAY138	3/8"
QAY112	1/2"
QAY134	3/4"
QAY11	1"

QAY 2
Female Thread, NPT

0108	Thread
QAY238	3/8"
QAY212	1/2"
QAY234	3/4"
QAY21	1"

QAY 3
Male Thread, NPT

0108	Thread
QAY338	3/8"
QAY312	1/2"
QAY334	3/4"
QAY31	1"

QAY 4,
Hose Tail with Ferrule

0108	To Suit Hose ID
QAY412	1/2"
QAY434	3/4"
QAY41	1"

QAY Blank End

0108
QAYBE

Safety Locking Pins

0108
PINS
Tech Sheet 20179

QAY
Spare Rubber

0108
QAYR

QAC Claw Couplings

Maximum Working Pressure: 9.5 bar

QAC 1 Hose Tail, Forged Steel

0108	To Suit Hose ID
QAC138	3/8"
QAC112	1/2"
QAC134	3/4"
QAC11	1"
Tech Sheet 20308	

QAC 2 Female Thread, Forged Steel, BSPP

0108	Thread
QAC212	1/2"
QAC234	3/4"
QAC21	1"
Tech Sheet 20309	

QAC 3 Male Thread, Forged Steel, BSPP

0108	Thread
QAC312	1/2"
QAC334	3/4"
QAC31	1"
Tech Sheet 20310	

QAC 4 Hose Tail, Forged Steel

0108	To Suit Hose ID
QAC412	1/2"
QAC434	3/4"
Tech Sheet 20311	

SS Claw Couplings

Maximum Working Pressure: 9.5 bar

SS1 Hose Tail

0108	To Suit Hose ID
SS112	1/2"
SS134	3/4"
SS11	1"
Tech Sheet 20316	

SS2 Female Thread, BSPP

0108	Thread
SS212	1/2"
SS234	3/4"
SS21	1"
Tech Sheet 20317	

SS3 Male Thread, BSPP

0108	Thread
SS312	1/2"
SS334	3/4"
SS31	1"
Tech Sheet 20318	

Due to the change of finishes used by our supplier, the product you receive may be different to that illustrated.

QUICK RELEASE WATER HOSE COUPLINGS

Series GK, Brass Water Couplings

Hose Tail

0278	To Suit Hose ID
GT38	3/8″
GT58	5/8″
GK-TF13	1/2″
GK-TF19	3/4″
GK-TF25	1″
GK-TF31	1.1/4″
GK-TF38	1.1/2″

Tech Sheet 20333

Female Thread, BSPP

0101	Thread
GK-IW21	1/2″
GK-IW26	3/4″
GK-IW33	1″
GK-IW42	1.1/4″
GK-IW50	1.1/2″

Male Thread, BSPP

0278	Thread
GM38	3/8″
GK-AW21	1/2″
GK-AW26	3/4″
GK-AW33	1″
GK-AW42	1.1/4″
GK-AW50	1.1/2″

Safety Couplings

0278	To Suit Hose ID
GTLC12	1/2″
GTLC34	3/4″
GTLC1	1″

Spray Nozzles

0101	Thread
GK-SP34	3/4″

Blanking Cap

0101
GK-BC

Triple Outlet Connector

0101
GK-3Y

Replacement Seal

0101	Description
GK-GASKET	Suits All Sizes

FT PRO

For **FT Pro Clamps**
see page **1480**



CLAW COUPLINGS

LÜDECKE new product

US Execution Claw Couplings

Female, NPT

6295	Thread
KIA 38	3/8"
KIA 12	1/2"
KIA 34	3/4"
KIA 10	1"

Female, BSP

6295	Thread
KIA 38 BSP	3/8"
KIA 12 BSP	1/2"
KIA 34 BSP	3/4"
KIA 10 BSP	1"

Male, NPT

6295	Thread
KAA 38	3/8"
KAA 12	1/2"
KAA 34	3/4"
KAA 10	1"

Male, BSP

6295	Threa"d
KAA 38 BSP	3/8
KAA 12 BSP	1/2"
KAA 34 BSP	3/4"
KAA 10 BSP	1"

Hose Tail

6295	Thread mm
SKA 11	10
SKA 13	13
SKA 19	19
SKA 25	25

Blank End Cap

6295
UDM

Original Rubber Ring

6295
GOOR

CLAMPS, HOSE CLAMPS & FASTENERS

LÜDECKE new product

US Execution Hose

Hose Clamp

6295	To Suit Hose OD Range mm
LB-4	21-27
SKA 34	30-35
LBU-9	30-33
LB-9	33-38
LB 10	38-43
SKA 10	34-45
LBU 29	63-70

Hose Clamp, DIN 20039

6295	To Suit Hose OD Range mm
S 22	17-22
SL 29	22-29
SL 34	28-34
SL 49	39-49
SL 72	56-72
SL 94	77-94
SL 400	89-101
SL 115	94-115
SL 525	113-127
SL 145	115-145
SL 550	127-140
SL 600	135-155
SL 675	155-175
SL 769	175-195
SL 875	210-225
SL 988	227-250

stainless steel

Hose Clamp, Stainless Steel

6295	To Suit Hose OD Range mm
SLE 13	17-22
SLE 19	22-29
SLE 25	28-34

CLAW COUPLINGS

LÜDECKE

Claw Couplings DIN 3489

Working Temperature: -40°C to +95°C

Maximum Working Pressure: 10 bar

Universal system for compressed air in construction and industry.

Material: Malleable iron/steel
Seal: Nitrile

Media: Compressed air
Claw Distance: 42 mm

Hose Tail (formerly DIN 3483)

6295	To Suit Hose ID mm
SKG6	6
SKG10	10
SKG13	13
SKG15	15
SKG19	19
SKG25	25
SKG32	32

Hose Tail with Safety Collar

6295	To Suit Hose ID mm
SKB13	13
SKB19	19
SKB25	25

Female Thread, BSPP (formally DIN 3482)

6295	Thread
KIG14	1/4'
KIG38	3/8'
KIG12	1/2'
KIG34	3/4'
KIG10	1'
KIG54	1.1/4'

Male Thread, BSPP (formally DIN 3481)

6295	Thread
KAG14	1/4'
KAG38	3/8'
KAG12	1/2'
KAG34	3/4'
KAG1	1'
KAG54	1.1/4'

Blank End (formerly DIN 3483)

6295	Description
VKO	Blank End
VKM	Blank End with Chain
VKM-K	Spare Chain 200mm

Original DIN 3489 Seals

6295	Medium	Colour	Material	Max Temp°C
GOER	Compressed Air	Black	Nitrile	95°C
GPOR	Food	Natural	EPDM	130°C
GVOR	Chemicals	Green	FKM	200°C
GDOR	Steam	Red	TFEP	200°C

MODY Safety-Screwing Claw Couplings DIN 3238

Working Temperature: -40°C to +95°C

Maximum Working Pressure: 16 bar

Secured by locking nut to prevent unintentional opening, for safe air lines in construction and industry.

Material: Malleable iron/ steel, brass locking nut
Seal: Nitrile

Media: Compressed air
Claw Distance: 42 mm

Hose Tail

6295	To Suit Hose ID mm
SSG10	10
SSG13	13
SSG15	15
SSG19	19
SSG25	25
SSG32	32

Hose Tail with Safety Collar

6295	To Suit Hose ID mm
SSG10S	10
SSG13S	13
SSG15S	15
SSG19S	19
SSG25S	25

Hose Tail, Hydraulic Crimping

6295	To Suit Hose ID mm
SSG19PH	19

Female Thread, BSPP

6295	Thread
SSGI38	3/8"
SSGI12	1/2"
SSGI34	3/4"
SSGI10	1"

Male Thread, BSPP with LÜDSY Sealing

6295	Thread
SSGA38	3/8"
SSGA12	1/2"
SSGA34	3/4"
SSGA10	1"

Original MODY Seal

6295	Medium	Colour	Material	Max Temp °C
SGOR-N	Compressed Air	Black	Nitrile	95°C

CLAW COUPLINGS

LÜDECKE

Safety Claw Couplings with Bore

Working Temperature: -40°C to +95°C

Maximum Working Pressure: 10 bar

Universal system, mainly used in mining and tunneling. Additional security by using the safety-clips DIN 11024 to prevent unintentional opening.

Material: Malleable iron/steel
Seal: Nitrile

Media: Compressed air
Claw Distance: 42 mm

Hose Clamps DIN 20039 B, to suit Couplings with Hose Tail & Safety Collar

6295	To Suit Hose ID mm	Hose OD Range mm
SK29-CLAMP	13	22-29
SK34-CLAMP	19	28-32
SK60	42	55-60

Universal Safety Clip DIN 11024

6295
USC-1

ACK Claw Couplings, Forged Steel

Working Temperature: -40°C to +95°C

Maximum Working Pressure: 16 bar

High quality coupling for compressed air in construction and industry, equivalent to Atlas Copco.

Material: Forged steel, hardened
Seal: Nitrile

Media: Compressed air
Claw Distance: 42 mm

Hose Tail

6295	To Suit Hose ID mm
ACK38T	10
ACK12T	12.5
ACK34T	20
ACK10T	25

Female Thread, BSPP

6295	Thread
ACK38I	3/8'
ACK12I	1/2'
ACK34I	3/4'
ACK10I	1'

Male Thread, BSPP

6295	Thread
ACK38A	3/8'
ACK12A	1/2'
ACK34A	3/4'
ACK10A	1'

FT PRO®

For **Pumps & Pump Kits** see pages **1632-1636**

CLAW COUPLINGS

LÜDECKE

Claw Couplings DIN 3489, Stainless Steel

Working Temperature: -30°C to +200°C

Maximum Working Pressure: 16 bar

Universal system for aggressive fluids in chemical or petrochemical industry, as well as food or drinking water applications.

Use original DIN 3489 Seal GPOR (EPDM) food or drinking water applications.

Material: Stainless steel 1.4401/1.4404
Seal: FKM
Media: Chemical substances
Claw Distance: 42 mm

stainless steel

Hose Tail

6295	To Suit Hose ID mm
EKT10V	10
EKT13V	13
EKT19V	19
EKT25V	25

stainless steel

Female Thread, BSPP

6295	Thread
EKI38V	3/8′
EKI12V	1/2″
EKI34V	3/4″
EKI10V	1″

stainless steel

Male Thread, BSPP

6295	Thread
EKA12V	1/2′
EKA34V	3/4″
EKA10V	1″

stainless steel

Blank End

6295	Description
EKOV	Blank End
EKMV	Blank End with Chain
EKMV-K	Spare Chain 200mm

WaterProfi Claw Coupling

Working Temperature: +95°C

Maximum Working Pressure: 25 bar

Universal coupling of forged brass for water lines in industry, construction, agriculture or civil installations.

Material: Forged brass CW617N
Seal: EPDM

Media: Water
Claw Distance: 40 mm

Hose Tail

6295	To Suit Hose ID mm
GSK10	10
GSK13	13
GSK16	16
GSK19	19
GSK25	25
GSK32	32
GSK38	38

Female Thread, BSPP with O-Ring

6295	Thread
GKI14	1/4′
GKI38	3/8′
GKI12	1/2′
GKI34	3/4′
GKI10	1′
GKI54	1.1/4′
GKI15	1.1/2′

Male Thread, BSPP

6295	Thread
GKA14	1/4′
GKA38	3/8′
GKA12	1/2′
GKA34	3/4″
GKA10	1′
GKA54	1.1/4′
GKA15	1.1/2′

Blank End

6295
GKO

Original WaterProfi Sea

6295	Medium	Colour	Material	Max Temp °C
GKOR	Water	Black	EPDM	95°C

CLAMPS, NUTS & BOLTS

Clamps

Note: All sizes are for guidance only. Nuts and bolts included.

Golden Range Clamps, Zinc & Gold Passivated

0108	Min Size mm	Max Size mm
HD.000	17	22
HD.001	20	29
HD.002	28	35
HD.003	32	40
HD.004	39	49
HD.005	48	60
HD.006	60	76
HD.007	77	94
HD.1	89	101
HD.2	101	113
HD.3	113	127
HD.5	140	154
HD.6	154	175
HD.7	175	194
HD.9	210	225

SK Clamps, Zinc & Gold Passivated

0108	ID	Min Size mm	Max Size mm
SK34	3/4"	29	34
SK39	1"	33	40
SK44	1.1/4"	41	49
SK51	1.1/2"	47	60
SK73	2"	60	77

IL Clamps, Zinc & Gold Passivated

0108	ID	Min Size mm	Max Size mm
CILP12	1/2"	17	22
CILP34	3/4"	27	32
Tech Sheet 20393			

Note: To suit Staysafe couplings

Staysafe Clamps, Zinc & Gold Passivated

0108	ID	Min Size mm	Max Size mm
JA2	1/2"	21	25
JA3	3/4"	29	33
JA4	3/4"	31	35
Tech Sheet 20395			

Clamps - Type A /Q19S/SWC, Unplated

0108	ID	OD mm	To Suit Hose OD
CA12	1/2"	19	-
CA34	3/4"	28	-
CA34Q19S/DL	3/4"	29-33	3/4" Q19S DL Coupling
CA1	1"	35	-
CA112	1.1/2"	49-56	1.1/2" A Nut & Tail
CSWC112	1.1/2"	52-55	1.1/2" SWC Nut & Tail
CSWC2	2"	64-71	2" SWC Nut & Tail
CA234	2.3/4"	65-70	2" Nut & Tail
Tech Sheet 20392			



T-Bar Clamps

0108	ID
TBAR2	2"
TBAR3	3"
TBAR4	4"
Tech Sheet 2155	

Plain Type Clamps, Zinc & Gold Passivated

0108	ID	OD mm
CP78	7/8"	-
CP112	1.1/2"	-
CP218	2.1/8"	51
CP234	2.3/4"	70
Tech Sheet 20394		

Nuts & Bolts

0108	Description
NBM840	M8 x 40mm Long
NBM1050	M10 x 50mm Long
NBM1060	M10 x 60mm Long

Malleable Iron Air & Steam Clamp

0108	ID	OD mm	Bolts
SA1	1/4"	14-17	2 Bolt
SA2	3/8"	17-21	2 Bolt
SA4	1/2"	24-27	2 Bolt
SA5	1/2"	27-30	2 Bolt
SA6	3/4"	30-33	2 Bolt
SA7	3/4"	33-38	2 Bolt
SA8	3/4"	38-43	2 Bolt
SA9	1"	38-43	2 Bolt
SA10	1"	39-44	4 Bolt
SA14	1.1/4"	52-57	4 Bolt
SA15	1.1/2"	52-57	4 Bolt
SA18	1.1/2"	63-69	4 Bolt
SA19	2"	63-69	4 Bolt
SA20	2"	64-71	4 Bolt

STEEL AIR & STEAM COUPLINGS & CLAMPS

Male Stem Only

0019	Thread	To Suit Hose ID
GMS-12	1/2″	1/2″
GMS-34	3/4″	3/4″
GMS-1	1″	1″
GMS-114	1.1/4″	1.1/4″
GMS-112	1.1/2″	1.1/2″
GMS-2	2″	2″

Ground Joint Couplings Complete

0019	Thread	To Suit Hose ID
GJS-12	1/2″	1/2″
GJS-34	3/4″	3/4″
GJS-1	1″	1″
GJS-114	1.1/4″	1.1/4″
GJS-112	1.1/2″	1.1/2″
GJS-2	2″	2″

Female Spud Only

0019	Thread
GSP-34	3/4″
GSP-1	1″
GSP-114	1.1/4″
GSP-112	1.1/2″
GSP-2	2″

Heavy-duty, 2 & 4 Bolt Clamps

0019	Bolts	To Suit Hose OD mm
SBC-12	2 Bolt	24-27
2052-9228	2 Bolt	27-30
SBC-34	2 Bolt	30-33
2052-9236	2 Bolt	33-38
2052-9244	2 Bolt	38-43
SBC-1	4 Bolt	39-43.5
2052-9251	4 Bolt	41-47
2052-9269	4 Bolt	48-52
2052-9277	4 Bolt	52-57
2052-9285	4 Bolt	53-58
SBC-2	4 Bolt	63.5-71
2052-9293	4 Bolt	89-100
	Tech Sheet 20396	

STEAM COUPLINGS

Steam Couplings

Heavy robust female and male thread screwings of zinc plated or brass, including forged safety clamps of brass for steam hoses. Female thread screwing two parts, swivelling. Connecting nut flat sealing with thread sealing ring.

Working Temperature: up to 210°C

Maximum Working Pressure: 18 bar

Male Steel Zinc Plated

0428	Thread	To Suit Hose ID mm	Wall Thickness mm
DAK12-13ST	1/2″	13	6
DAK34-19ST	3/4″	19	7
DAK10-25ST	1″	25	7.5
DAK15-38ST	1.1/2″	38	8

Female Steel Zinc Plated

0428	Thread	To Suit Hose ID mm	Wall Thickness mm
DIK12-13ST	1/2″	13	6
DIK34-19ST	3/4″	19	7
DIK10-25ST	1″	25	7.5
DIK15-38ST	1.1/2″	38	8

Male Brass

0428	Thread	To Suit Hose ID mm	Wall Thickness mm
DAK12-13MS	1/2″	13	6
DAK34-19MS	3/4″	19	7
DAK10-25MS	1″	25	7.5

Female Brass

0428	Thread	To Suit Hose ID mm	Wall Thickness mm
DIK12-13MS	1/2″	13	6
DIK34-19MS	3/4″	19	7
DIK15-38MS	1.1/2″	38	8

Female Sealing Ring



0428	Size
DGI12	1/2″
DGI34	3/4″
DGI10	1″
DGI15	1.1/2″
DGI20	2″

STEAM HOSE & ASSEMBLIES

Black Nylon Ply Steam Hose & Assemblies

- Manufactured to BS5122 Type A2 and ISO 6134

Maximum Working Temperature with Steam: +170°C

7 bar Hose, 20 Metre Coils

1370	ID mm	OD mm
BSH-3/4	19	31
BSH-1	25	39

7 bar Assemblies, 20 Metre Coils

1370	ID mm	OD mm
BSHA-3/4	19	31

Red Steel Reinforced Steam Hose & Assemblies

- Manufactured to BS5342 Type 2A

Maximum Working Temperature with Steam: +232°C

17 bar Hose, 20 Metre Coils

1370	ID mm	OD mm
RSH-3/4	19	32
RSH-1	25	38

Parker

Low Pressure Fluid Handling Solutions

legris

RECTUS

ENGINEERING YOUR SUCCESS.

SHOT BLAST COUPLINGS, HOSE & NOZZLE HOLDERS

Shot Blast Couplings

Malleable Iron

0355	To Suit Hose OD mm
SHOT3101	39
SHOT3102	48
SHOT3103	56
SHOT3104	60

These couplings are designed for use on sandblast and cement placing hose.

Supplied with screws.

Maximum Working Pressure: 150 psi

Brass

6000	ID	OD mm
SBQ-34	3/4"	39

Nylon

0355	OD mm
SHOTCQP1	39
SHOTCQP2	48
SHOTCQP4	60

Threaded Couplings

Female Thread, Malleable Iron, BSPP

0355	Thread
SHOT3111	1.1/4"
SHOT3110	1.1/2"

Female Thread, Nylon, BSPP

0355	Thread
SHOTCFP	1.1/4"

Nozzle Holders

Alloy

0355	Thread
SD50-32A	48mm Coarse Thread
SD32-32A	48mm x 1.1/4" BSPP

Nylon

0355	Thread
NHP-34	33mm Coarse Thread
NHP-1	39mm Coarse Thread
HEP-1	39mm x 1.1/4" BSPP

Shot Blast Screws

0355
SHOTS

Safety Clips

0019	Description
LUE-USC-1	3mm Wire Clip

Rubber Rings

0355	Size
SHOTRSDKD	SKD Standard Seals
SHOTRSDR2	SDR2 for CQP-1
SHOTRSDR3	SDR-3 for CQP-2/3/4, CFP/CFP-50

Spare Rubber Seal

Suits All Sizes

0019
LUE-SKD-SEAL

SHOT BLAST COUPLINGS, HOSE & NOZZLE HOLDERS

Thread Stem Adaptors

Thread stem adaptors – to adapt your standard threaded stainless steel camlocks to plain stem types, for use with KSA range of clamps.

Part Code	Clamp Size
LUE-GTI 20-50 SS	KSA-63-67
LUE-GTI 30-75 SS	KSA-89-93

Female

0019	To Suit Hose ID	Thread
LUE-GTI 20-50 SS	50 x 8 (2")	2"
LUE-GTI 30-75 SS	75 x 8 (3")	3"

KSA Safety Clamps

Forged aluminium safety clamps, high quality and robust, easy to install and re-usable.

0019	To Suit Hose OD mm
LUE-KSA 36-39	36-39
LUE-KSA 63-67	63-67

Shot Blast Hose

Reinforcement: Textile wrapped.
Tube: NR/SBR/BR, Black smooth, antistatic abrasion resistant.
Cover: SBR, black, smooth, anti-static cloth impression.
Suitable for blasting sand and other media such as quartz sand, steel shot, corundum, glass, etc. The hose has added security against electrical shocks by electrically-conductive lining.

Working Temperature:
-35°C to +80°C
(ambient temperature)

40 Metre Coils, 12 bar Hose

0101	ID mm	OD mm
SBH12-39	25	39
SBH12-48	32	48

GENUINE UNICONE FITTINGS

Genuine Unicone Fittings

Instantaneous Joints with Drab Rubbers

0439	ID mm
UIJ3	80
UIJ4	100
UIJ6	150
Tech Sheet 1936	

Serrated Hose Adaptors

0439	ID mm
USHT3	80
USHT4	100
Tech Sheet 1936	

Neoprene Rings

0439	ID mm
UNR3	80
UNR4	100
Tech Sheet 1936	

Plain Hose Tails

0439	ID mm
UPT3	80
UPT4	100
UPT6	150
Tech Sheet 1936	

Flange Adaptors D/E NP10/16

0439	ID mm
UFA4	100
Tech Sheet 1936	

Blank Ends

0439	ID mm
UBE3	80
UBE4	100
Tech Sheet 1936	

Drab Rubber Rings

0439	ID mm
UDR4	100
UDR5	125
UDR6	150
Tech Sheet 1936	

Weld On Pieces

0439	ID mm
UW4	100
Tech Sheet 1936	

Screwed Male Adaptors x 3 Long

0439	ID mm
USMT4	100
Tech Sheet 1936	

STORZ DIN SUCTION COUPLINGS

Adaptors

Female, BSPP, Aluminium

0148	Storz Size	Thread	Ka
SZ-21-031050-10	25-D	1/2"	31
SZ-21-031075-10	25-D	3/4"	31
SZ-21-031100-10	25-D	1"	31
SZ-21-044100-10	32	1"	44
SZ-21-044125-10	32	1.1/4"	44
SZ-21-051150-10	38	1.1/2"	51
SZ-21-051200-10	38	2"	51
SZ-21-066100-15	52-C	1"	66
SZ-21-066150-15	52-C	1.1/2"	66
SZ-21-066200-15	52-C DIN 14 307	2"	66
SZ-21-066250-15	52-C	2.1/2"	66
SZ-21-081200-10	65	2"	81
SZ-21-081250-10	65	2.1/2"	81
SZ-21-089200-15	75-B	2"	89
SZ-21-089250-15	75-B DIN 14 308	2.1/2"	89
SZ-21-089300-15	75-B	3"	89
SZ-21-105300-10	90	3"	105
SZ-21-115400-10	100	4"	115
SZ-21-133400-10	110-A	4"	133
SZ-21-133450-10	110-A DIN 14 309	4.1/2"	133
SZ-21-220800-10	205	8"	220
Tech Sheet 60474			

Female, BSPP, Copper Alloy (Brass)

0148	Storz Size	Thread	Ka
SZ-21-031100-30	25-D	1"	31
SZ-21-051200-30	38	2"	51
SZ-21-066200-35	52-C DIN 86 204	2"	66
SZ-21-066250-30	52-C	2.1/2"	66
SZ-21-081200-30	65	2"	81
Tech Sheet 60474			

Female with Safety Latch, Aluminium

0148	Storz Size	Thread	Ka
SZ-27-066200-10	52-C	2"	66
SZ-27-089300-10	75-B	3"	89
SZ-27-133400-10	110-A	4"	133
SZ-27-148500-10	125	5"	148
SZ-27-160600-10	150	6"	160
Tech Sheet 60474			

Male, BSPP, Copper Alloy (Brass)

0148	Storz Size	Thread	Ka
SZ-22-066200-30	52-C	2"	66
Tech Sheet 60475			

Male, BSPP, Aluminium

0148	Storz Size	Thread	Ka
SZ-22-031100-10	25-D	1"	31
SZ-22-044100-10	32	1"	44
SZ-22-051150-10	38	1.1/2"	51
SZ-22-066125-15	52-C	1.1/4"	66
SZ-22-066150-15	52-C	1.1/2"	66
SZ-22-066200-15	52-C	2"	66
SZ-22-081250-10	65	2.1/2"	81
SZ-22-089250-15	75-B	2.1/2"	89
SZ-22-089300-15	75-B	3"	89
SZ-22-133400-10	110-A	4"	133
Tech Sheet 60475			

Hose Tails



Aluminium

0148	Storz Size	To Suit Hose ID	Ka	Length mm
SZ-12-031025-10	25-D	25	31	53
SZ-12-044019-10	32	19	44	70
SZ-12-044025-10	32	25	44	70
SZ-12-044032-10	32	32	44	70
SZ-12-051038-10	38	38	51	90
SZ-12-066025-10	52-C	25	66	90
SZ-12-066032-10	52-C	32	66	90
SZ-12-066045-10	52-C	45	66	90
SZ-12-066052-10	52-C	52	66	90
SZ-12-066060-10	52-C	60	66	90
SZ-12-081065-10	65	65	81	95
SZ-12-089065-10	75-B	65	89	125
SZ-12-089070-10	75-B	70	89	125
SZ-12-089075-10	75-B	75	89	125
SZ-12-089080-10	75-B	80	89	125
SZ-12-105090-10	90	90	105	160
SZ-12-115100-10	100	100	115	150
SZ-12-133100-10	110-A	100	133	170
SZ-12-133110-10	110-A	110	133	170
SZ-12-160150-10	150	150	160	180
SZ-12-220205-10	205	205	220	375
Tech Sheet 60465				



Copper Alloy (Brass)

0148	Storz Size	To Suit Hose ID mm	Ka	Length mm
SZ-12-031025-30	25-D	25	31	25
SZ-12-066025-30	52-C	25	66	90
SZ-12-066045-30	52-C	45	66	90
SZ-12-066052-30	52-C	52	66	90
Tech Sheet 60473				

Aluminium, Smooth, DIN 2817

0148	Storz Size	To Suit Hose ID mm	Ka	Length mm
SZ-13-166050-10	52-C	50	66	95
SZ-13-089075-10	75-B	75	89	105
Tech Sheet 60473				

Couplings with Safety Latch



Aluminium

0148	Storz Size	To Suit Hose ID mm	Ka	Length mm
SZ-12-066045-19	52-C	45	66	90
SZ-12-066052-19	52-C DIN 14 321	52	66	90
SZ-12-081065-19	65	65	81	95
SZ-12-089065-19	75-B	65	89	125
SZ-12-089075-19	75-B DIN 14 322	75	89	125
SZ-12-115100-19	100	100	115	150
SZ-12-160150-19	150	150	160	180
Tech Sheet 60466				

STORZ DIN SUCTION COUPLINGS

Safety Clamps DIN 2817

Aluminium

0148	Size
SZ-13-800050-10	50 x 8
SZ-13-800075-10	75 x 8
SZ-13-800100-10	100 x 8
Tech Sheet 60467	

Reducers

Aluminium

0148	Storz Size	Ka	Ka
SZ-35-066044-10	52-C/32	66	44
SZ-35-081066-10	65/52-C	81	66
SZ-35-115089-10	100/75-B	115	89
SZ-35-160133-10	150/110-A	160	133
Tech Sheet 60468			

Blank Caps

With Chains, Aluminium

0148	Storz Size	Ka
SZ-31-031000-10	25-D DIN 14 310	31
SZ-31-044000-10	32	44
SZ-31-051000-10	38	51
SZ-31-066000-10	52-C DIN 14 311	66
SZ-31-081000-10	65	81
SZ-31-089000-10	75-B DIN 14 312	89
SZ-31-105000-10	90	105
SZ-31-115000-10	100	115
SZ-31-133000-10	110-A DIN 14 313	133
SZ-31-148000-10	125	148
SZ-31-160000-10	150	160
Tech Sheet 60469		

With Chains, Copper Alloy (Brass)

0148	Storz Size	Ka
SZ-31-031000-30	25-D	31
SZ-31-066000-30	52-C	66
Tech Sheet 60469		

With Lock, Aluminium

0148	Storz Size	Ka
SZ-31-500089-10	75-B	89
SZ-31-500133-10	110-A	133
Tech Sheet 60470		

Seals

Nitrile, Silicone & Viton

0148	Storz Size	Ka	Material
SZ-91-002031-00	25-D	31	Nitrile
SZ-91-002044-00	32	44	Nitrile
SZ-91-002051-00	38	51	Nitrile
SZ-91-002066-00	52-C	66	Nitrile
SZ-91-002081-00	65	81	Nitrile
SZ-91-002089-00	75-B	89	Nitrile
SZ-91-002133-00	110-A	133	Nitrile
SZ-91-002148-00	125	148	Nitrile
SZ-91-002160-00	150	160	Nitrile
SZ-91-002220-00	205	220	Nitrile
SZ-91-002031-02	25-D	31	Silicone
SZ-91-002044-02	32	44	Silicone
SZ-91-002051-02	38	51	Silicone
SZ-91-002066-02	52-C	66	Silicone
SZ-91-002081-02	65	81	Silicone
SZ-91-002089-02	75-B	89	Silicone
SZ-91-002115-02	100	115	Silicone
SZ-91-002133-02	110-A	133	Silicone
SZ-91-002066-03	52-C	66	Viton
Tech Sheet 60471			

Storz Coupling Spanners

- Size D shown

0148	Description
SZ-71-031031-50	Steel Spanner Size D
SZ-71-081051-50	Steel Spanner Size 65/38
SZ-71-089066-20	Cast Iron Spanner Size B C
SZ-71-133066-20	Cast Iron Spanner Size A B C
Tech Sheet 60472	

PORTWEST

For **Hand Protection**
see pages **1756-1758**

TRENCH PUMP HOSE COUPLINGS - LUG TYPE

Male BSPP

Malleable Iron, BSPP

0438	Thread
MIMT112	1.1/2″
MIMT2	2″
MIMT212	2.1/2″
MIMT3	3″
MIMT4	4″
Tech Sheet 20399	

Alloy, BSPP

0438	Thread
AMT112	1.1/2″
AMT2	2″
AMT212	2.1/2″
AMT3BSP	3″
AMT4BSP	4″

Polypropylene, BSPP

0438	Thread
PMT112	1.1/2″
PMT2	2″
PMT212	2.1/2″
PMT3BSP	3″
PMT4BSP	4″

Male URT

Alloy, URT

0438	Thread
AMT3URT	3″
AMT4URT	4″
Tech Sheet 20397	

Polypropylene, URT

0438	Thread
PMT3URT	3″
PMT4URT	4″

Female BSPP

- Leather washer included

Malleable Iron, BSPP

0438	Thread	To Suit Hose ID
MICT112	1.1/2″	1.1/2″
MICT2	2″	2″
MICT212	2.1/2″	2.1/2″
MICT3	3″	3″
MICT4	4″	4″
Tech Sheet 20398		

stainless steel

Stainless Steel, BSPP

0438	Thread	To Suit Hose ID
SSCT1	1″	1″
SSCT114	1.1/4″	1.1/4″
SSCT112	1.1/2″	1.1/2″
SSCT2	2″	2″
SSCT212	2.1/2″	2.1/2″

Polypropylene, BSPP

0438	Thread	To Suit Hose ID
PCT112	1.1/2″	1.1/2″
PCT2	2″	2″
PCT212	2.1/2″	2.1/2″
PCT3BSP	3″	3″
PCT4BSP	4″	4″

Alloy, BSPP

0438	Thread	To Suit Hose ID
ACT112	1.1/2″	1.1/2″
ACT2	2″	2″
ACT212	2.1/2″	2.1/2″
ACT3BSP	3″	3″
ACT4BSP	4″	4″

TRENCH PUMP HOSE COUPLINGS - LUG TYPE

Female URT

- Poly washer included

Alloy, URT

0438	Thread	To Suit Hose ID
ACT3URT	3″	3″
ACT4URT	4″	4″
Tech Sheet 20400		

- Poly washer included

Polypropylene, URT

0438	Thread	To Suit Hose ID
PCT3URT	3″	3″
PCT4URT	4″	4″

- Poly washer included

stainless steel

Stainless Steel, URT

0438	Thread	To Suit Hose ID
SSCT3URT	3″	3″

- Poly washer included

Gunmetal, URT

0438	Thread	To Suit Hose ID
GMCT3URT	3″	3″
GMCT4URT	4″	4″

Key Spanners

Aluminium

0438	To Suit	Description
KEY2	2″	Double Ended Spanner
KEY3	3″	Single Ended Spanner
KEY4	4″	Single Ended Spanner

Brass, Lugged, Screw-together Couplings

Brass Cap & Tail

0019	Thread	To Suit Hose ID
STCAS-12	1/2″	1/2″
STCAS-34	3/4″	3/4″
STCAS-1-12	1″	1/2″
STCAS-1-34	1″	3/4″
STCAS-1	1″	1″
STCAS-114-1	1.1/4″	1″
STCAS-114	1.1/4″	1.1/4″
STCAS-112-114	1.1/2″	1.1/4″
STCAS-112	1.1/2″	1.1/2″
STCAS-2	2″	2″
STCAS-3	3″	3″
STCAS-4	4″	4″

Female Linings

0019	To Suit Hose ID	To Suit Collar
STCL-12	1/2″	1/2″
STCL-1-12	1/2″	1″
STCL-34	3/4″	3/4″
STCL-1-34	3/4″	1″
STCL-1	1″	1″
STCL-114-1	1″	1.1/4″
STCL-114	1.1/4″	1.1/4″
STCL-112-114	1.1/4″	1.1/2″
STCL-112	1.1/2″	1.1/2″
STCL-2	2″	2″
STCL-3	3″	3″
STCL-4	4″	4″
Tech Sheet 20334		

Male Threaded Half, BSPP

0019	Thread	To Suit Hose ID
STCM-12	1/2″	1/2″
STCM-34	3/4″	3/4″
STCM-1	1″	1″
STCM-114	1.1/4″	1.1/4″
STCM-112	1.1/2″	1.1/2″
STCM-2	2″	2″
STCM-3	3″	3″
STCM-4	4″	4″

Collar

0019	Thread
STCC-12	1/2″
STCC-34	3/4″
STCC-1	1″
STCC-114	1.1/4″
STCC-112	1.1/2″
STCC-2	2″
STCC-3	3″
STCC-4	4″

Customers who bought from this page also purchased...

JAYMAC Industrial Hose & Accessories

Layflat Hose
see page **1424**



TRENCH PUMP HOSE COUPLINGS - LUG TYPE

Blanking Caps

Alloy, BSPP/URT with Chain

0438	Thread
ABCC112	1.1/2" BSPP
ABCC2	2" BSPP
ABCC212	2.1/2" BSPP
ABCCBSP3	3" BSPP
ABCCURT3	3" URT
ABCCBSP4	4" BSPP
ABCCURT4	4" URT

Polypropylene, BSPP/URT without Chain

0438	Thread
PBCWOC112	1.1/2" BSPP
PBCWOC2	2" BSPP
PBCWOC212	2.1/2" BSPP
PBCWOCBSP3	3" BSPP
PBCWOCURT3	3" URT
PBCWOCBSP4	4" BSPP
PBCWOCURT4	4" URT

Polypropylene, URT with Chain

0438	Thread
PBCCURT3	3"
PBCCURT4	4"

Gunmetal, BSPP/URT with Chain

0438	Thread
GMBCC112	1.1/2" BSPP
GMBCC2	2" BSPP
GMBCC212	2.1/2" BSPP
GMBCCBSP3	3" BSPP
GMBCCURT3	3" URT
GMBCCBSP4	4" BSPP

Blanking Plugs

Alloy, BSPP/URT with Chain

0438	Thread
ABPC2	2" BSPP
ABPC212	2.1/2" BSPP
ABPCBSP3	3" BSPP
ABPCURT3	3" URT

Polypropylene, BSPP/URT without Chain

0438	Thread
PBPWOC112	1.1/2" BSPP
PBPWOC2	2" BSPP
PBPWOC212	2.1/2" BSPP
PBPWOCBSP3	3" BSPP
PBPWOCURT3	3" URT
PBPWOCURT4	4" URT

Spare Chains

0438
CHAIN

Washers

Note: To suit malleable iron, brass and poly trench pump couplings, steel flat face nuts and tail

Leather

0438	Size
WL14	1/4"
WL38	3/8"
WL12	1/2"
WL34	3/4"
WL1	1"
WL114	1.1/4"
WL112	1.1/2"
WL2	2"
WL212	2.1/2"
WL3	3"
WL4	4"

Note: To suit malleable iron, brass and poly trench pump couplings, steel flat face nuts and tail

Rubber

0438	Size
WR114	1.1/4"
WR112	1.1/2"
WR2	2"
WR212	2.1/2"
WR3	3"
WR4	4"

Rubber URT

0438	Size
WR3URT	3"
WR4URT	4"

Note: To suit malleable iron, brass and poly trench pump couplings, steel flat face nuts and tail

Poly URT

0438	Size
WP3URT	3"
WP4URT	4"

TANKER COUPLINGS & ADAPTORS

Tanker Coupling Adaptors

Alloy

0436	Size
AAMF112112	1.1/2" M x 1.1/2" F
AAMF1122	1.1/2" M x 2" F
AAMF1123	1.1/2" M x 3" F
AAMM22	2" M x 2" M
AAMF22	2" M x 2" F
AAMF2212	2" M x 2.1/2" F
AAMF23	2" M x 3" F
AAMF2122	2.1/2" M x 2" F
AAMF212212	2.1/2" M x 2.1/2" F
AAMF2123	2.1/2" M x 3" F
AAMF32	3" M x 2" F
AAMF3212	3" M x 2.1/2" F
AAMM33	3" M x 3" M
AAMF33	3" M x 3" F
AAMF34	3" M x 4" F
AAMF43	4" M x 3" F
AAMM43	4" M x 3" M

Gunmetal

0436	Size
GMAMF1122	1.1/2" M x 2" F
GMAMF112212	1.1/2" M x 2.1/2" F
GMAMF1123	1.1/2" M x 3" F
GMAMF2112	2" M x 1.1/2" F
GMAMM22	2" M x 2" M
GMAMF2212	2" M x 2.1/2" F
GMAMF23	2" M x 3" F
GMAMF2122	2.1/2" M x 2" F
GMAMM212212	2.1/2" M x 2.1/2" M
GMAMF212212	2.1/2" M x 2.1/2" F
GMAMF2123	2.1/2" M x 3" F
GMAMF32	3" M x 2" F
GMAMF3212	3" M x 2.1/2" F
GMAMM33	3" M x 3" M
GMAMF33	3" M x 3" F
GMAMF34	3" M x 4" F
GMAMF43	4" M x 3" F

Thread Adaptors

Alloy, URT

0436	Size
AAMFURTURT34	3" URT M x 4" URT F (Lug)
AAMMBSPURT33	3" BSPP M x 3" URT M (Hex)

Gunmetal, URT

0436	Size
GMAMFURTURT34	3" URT M x 4" URT F (Lug)
GMAMMBSPURT33	3" BSPP M x 3" URT M (Hex)

Polypropylene, URT

0436	Size
PAMFURTURT34	3" URT M x 4" URT F (Lug)

Threaded Alloy Flanged Adaptors

Table D, URT

0436	Thread
AAFDURT3	3"
AAFDURT4	4"

NP16, URT

0436	Thread
AAFNP16URT3	3"

For **Tank Gauges** see page **1654**

IBC Off Load System

Cam Male Adaptor x Female Thread - Part A

0501	Size	Thread
IBCAS6062	2″	S60 x 6
IBCAS606112	1.1/2″	S60 x 6
IBCAS6061	1″	S60 x 6
IBCA2NPS	2″	NPSM
IBCAS10083	3″	S100 x 8

Fixed Male Thread x Female Thread - Part HA

0501	Male Thread	Female Thread
IBCHAS6062BSP	2″ BSPP	S60 x 6
IBCHAS606112BSP	1.1/2″ BSPP	S60 x 6
IBCHAS6061BSP	1″ BSPP	S60 x 6
IBCHAS60X34BSP	3/4″ BSPP	S60 x 6
IBCHAS6062NPS	2″ NPSM	S60 x 6
IBCHAS10083	3″ BSPP	S100 x 8
IBCHAS606S1008	S60 x 6	S100 x 8
IBCHAS606NPSM2	S60 x 6	2″ NPSM
IBCHAS6062BSPCWS	S60 x 6	2″ BSPP with Seal

Cam Female Coupler x Hose Tail - Part C

0501	Size	To Suit Hose ID
IBCC21	2″	1″ (25mm)
IBCC2114	2″	1.1/4″ (32mm)
IBCC2112	2″	1.1/2″ (38mm)
IBCC22	2″	2″ (50mm)
IBCC33	3″	3″ (75mm)

Female Coupler x Female Thread - Part D

0501	Size	Thread
IBCD112112BSP	1.1/2″	1.1/2″ BSPP
IBCD22BSP	2″	2″ BSPP
IBCDS6062	2″	S60 x 6

Swivel Hose Tail x Female Thread - Part HC

0501	To Suit Hose ID	Thread
IBCHCS6061	1″ (25mm)	S60 x 6
IBCHCS606114	1.1/4″ (32mm)	S60 x 6
IBCHCS606112	1.1/2″ (38mm)	S60 x 6
IBCHCS6062	2″ (50mm)	S60 x 6

Female Thread x Female Thread - Part HD

0501	Size
IBCHDS6062BSP	2″ BSPP x S60 x 6
IBCHDS606112BSP	1.1/2″ BSPP x S60 x 6
IBCHDS6062NPS	2″ NPSM x S60 x 6

Dust Plug

0501	Size
IBCDP112	1.1/2″
IBCDP2	2″

Dust Cap

0501	Size
IBCDC112	1.1/2″
IBCDC2	2″
IBCDC3	3″

EPDM, Seal to suit S60 x 6 Thread

0501
IBC-SEAL

MORTAR HOSE COUPLINGS & PLUGS

Lever Couplings

Male Threaded, BSPP

0353	Size	Thread
MAG 10/25	25	1″
MAG 20/50	50	2″
Tech Sheet 20469		

Female Threaded, BSPP

0353	Size	Thread
MIG 10/25	25	1″
MIG 15/35	35	1.1/2″
MIG 20/50	50	2″
Tech Sheet 20469		

Hose Tail, BSPP

0353	Size	To Suit Hose ID mm
MST 38/35	35	38
MST 50	50	50
Tech Sheet 20469		

Plugs

Male Threaded, BSPP

0353	Size	Thread
VAG 10/25	25	1″
VAG 20/50	50	2″
Tech Sheet 20469		

Female Threaded, BSPP

0353	Size	Thread
VIG 10/25	25	1″
VIG 15/35	35	1.1/2″
VIG 20/50	50	2″
Tech Sheet 20469		

Hose Tail

0353	Size	To Suit Hose ID mm
VST 38/35	35	38
VST 50	50	50
Tech Sheet 20469		

FLANGES

Mild Steel Flanged Hose Tails

Table E, Mild Steel

0297	To Suit Hose ID
FEHT2	2″
FEHT3	3″
FEHT4	4″
Tech Sheet 20469	

NP16, Mild Steel

0297	To Suit Hose ID
FNP16HT112	1.1/2″
FNP16HT2	2″
FNP16HT212	2.1/2″
FNP16HT3	3″
FNP16HT4	4″
FNP16HT6	6″
FNP16HT8	8″
Tech Sheet 20469	

Flanged Hose Tail Table D, Mild Steel

0297	To Suit Hose ID
FDHT2	2″
FDHT3	3″
FDHT4	4″
FDHT5	5″
FDHT6	6″
Tech Sheet 20469	

ASA150, Mild Steel

0297	To Suit Hose ID
FASA150HT2	2″
Tech Sheet 20469	

Stainless Steel Flanged Hose Tails

stainless steel

Table E, Stainless Steel

0297	To Suit Hose ID
FHSESS2	2″
Tech Sheet 20469	

NP16, Stainless Steel

0297	To Suit Hose ID
FHSNP16SS2	2″
FHSNP16SS3	3″
Tech Sheet 20469	

ASA 150, Stainless Steel

0297	To Suit Hose ID
FHSASASS2	2″
Tech Sheet 20469	

Adaptors



Aluminium Unpolished

0279	ID
FHAMIMI212212	2.1/2" M.I. x 2.1/2" M.I.
FHAFIFI212212	2.1/2" F.I. x 2.1/2" F.I.
FHAMIFBSP2122	2.1/2" M.I. x 2" F.BSPP
FHAMIFBSP212212	2.1/2" M.I. x 2.1/2" F.BSPP
FHAFIMBSP2122	2.1/2" F.I. x 2" M.BSPP
FHAFIMBSP212212	2.1/2" F.I. x 2.1/2" M.BSPP
FHAMIMBSP2122	2.1/2" M.I. x 2" M.BSPP
FHAMIMBSP212212	2.1/2" M.I. x 2.1/2" M.BSPP
FHAFIFBSP2122	2.1/2" F.I. x 2" F.BSPP
FHAFIFBSP212212	2.1/2" F.I. x 2.1/2" F.BSPP
Tech Sheet 20196	

Rubber Gasket

0279	Size
FHCG	2.1/2"

Instantaneous Couplings

Aluminium Unpolished

0279	Size
FHCC212112	2.1/2" inst x 1.1/2" DR Hose Tail
FHCC212134	2.1/2" inst x 1.3/4" DR Hose Tail
FHCC2122	2.1/2" inst x 2" DR Hose Tail
FHCC212212	2.1/2" inst x 2.1/2" DR Hose Tail
FHCC2123	2.1/2" inst x 3" MS Hose Tail
Tech Sheet 20197	

Male Half Instantaneous Couplings - Aluminium Unpolished

0279	Size
FHCC112MALE	2.1/2" inst x 1.1/2" DR Hose Tail
FHCC134MALE	2.1/2" inst x 1.3/4" DR Hose Tail
FHCC2MALE	2.1/2" inst x 2" DR Hose Tail
FHCC212MALE	2.1/2" inst x 2.1/2" DR Hose Tail
FHCC3MALE	2.1/2" inst x 3" MS Hose Tail
Tech Sheet 20201	

Female Half Instantaneous Couplings - Aluminium Unpolished

0279	Size
FHCC112FEMALE	2.1/2" inst x 1.1/2" DR Hose Tail
FHCC134FEMALE	2.1/2" inst x 1.3/4" DR Hose Tail
FHCC2FEMALE	2.1/2" inst x 2" DR Hose Tail
FHCC212FEMALE	2.1/2" inst x 2.1/2" DR Hose Tail
FHCC234FEMALE	2.1/2" inst x 2.3/4" DR Hose Tail
FHCC3FEMALE	2.1/2" inst x 3" MS Hose Tail
Tech Sheet 20199	

Blank Caps & Plugs

Aluminium Unpolished Blank Cap complete with Chain

0279	Size
FHCC212	2.1/2" F.I.
Tech Sheet 20198	

Aluminium Unpolished Blank Plug complete with Chain

0279	Size
FHPC212	2.1/2" M.I.
Tech Sheet 20198	

Standard Collecting Breeching

Unpolished

0279	Size
FHSCBMMF212	2.1/2" inst M x M x F
Tech Sheet 20202	

Standard Dividing Breeching

Unpolished

0279	Size
FHSDBFFM212	2.1/2" inst F x F x M
Tech Sheet 20202	

FIRE HOSE & INSTANTANEOUS FIRE HOSE COUPLINGS

JAYMAC Industrial Hose & Accessories

Ribblelite Plain Fire Hose

- Uncoated hose to BS6391
- Type 1

Maximum Working Pressure: 10 bar

White Uncoated Hose supplied without Couplings

0279	ID mm	Length Metres
FIRE-FHR4518	45	18
FIRE-FHR4523	45	23
FIRE-FHR4530	45	30
FIRE-FHR6418	64	18
FIRE-FHR6423	64	23
FIRE-FHR6430	64	30
Tech Sheet 20323		

White Uncoated Hose fitted with Light Alloy Instantaneous Couplings, Wired On

0279	ID mm	Length Metres
FIRE-FHR4518LA	45	18
FIRE-FHR4523LA	45	23
FIRE-FHR6418LA	64	18
FIRE-FHR6423LA	64	23
FIRE-FHR6430LA	64	30
Tech Sheet 20324		

Ribblelite Coated Fire Hose

- Coated hose to BS6391
- Type 2

Maximum Working Pressure: 10 bar

Red Coated Hose supplied without Couplings

0279	ID mm	Length Metres
FIRE-FHC4518	45	18
FIRE-FHC4523	45	23
FIRE-FHC6418	64	18
FIRE-FHC6423	64	23
FIRE-FHC6430	64	30
Tech Sheet 20321		

Red Coated Hose fitted with Light Alloy Instantaneous Couplings, Wired On

0279	ID mm	Length Metres
FIRE-FHC4518LA	45	18
FIRE-FHC4523LA	45	23
FIRE-FHC4530LA	45	30
FIRE-FHC6418LA	64	18
FIRE-FHC6423LA	64	23
FIRE-FHC6430LA	64	30
Tech Sheet 20322		

Brigadier Heavy-duty Fire Hose

- Red to BS6391
- Type 3

Maximum Working Pressure: 15 bar

Red supplied without Couplings

0279	ID mm	Length Metres
FIRE-FHB4518	45	18
FIRE-FHB4523	45	23
FIRE-FHB4530	45	30
FIRE-FHB6418	64	18
FIRE-FHB6423	64	23
FIRE-FHB6430	64	30
Tech Sheet 20319		

Red fitted with Light Alloy Instantaneous Couplings, Wired On

0279	ID mm	Length Metres
FIRE-FHB4518LA	45	18
FIRE-FHB4523LA	45	23
FIRE-FHB6418LA	64	18
FIRE-FHB6423LA	64	23
FIRE-FHB6430LA	64	30
Tech Sheet 20320		

FT PRO®

For **Fire Sleeve** see pages **44-45**



FIRE HOSE & INSTANTANEOUS FIRE HOSE COUPLINGS

Aquaflex Potable/Drinking Water Hose

Blue Rubber Covered supplied without Couplings

0279	ID mm	Length Metres
FIRE-FHQ4518	45	18
FIRE-FHQ4523	45	23
FIRE-FHQ6423	64	23
FIRE-FHQ6430	64	30
Tech Sheet 20330		

Blue Rubber Covered fitted with Light Alloy Instantaneous Couplings, Wired On

0279	ID mm	Length Metres
FIRE-FHQ4518LA	45	18
FIRE-FHQ4523LA	45	23
FIRE-FHQ4530LA	45	30
FIRE-FHQ6418LA	64	18
FIRE-FHQ6423LA	64	23
FIRE-FHQ6430LA	64	30
Tech Sheet 20331		

Fire Hose

Type 1, Uncoated Plain White Canvas B.P.40 bar, Cut to Length, per Metre

0279	ID
FHT12	2"
FHT1212	2.1/2"
Tech Sheet 20326	

Type 2, Lightweight Coated Red B.P.40 bar, Cut to Length, per Metre

0279	ID
FHT22	2"
FHT2212	2.1/2"
Tech Sheet 20327	

Type 3, Rubber Covered Red B.P.50 bar, Cut to Length, per Metre

0279	ID
FHT32	2"
Tech Sheet 20328	

Fire Hose Wire Whipped

Type 2, complete with Male/Female Couplings - 2.1/2"

0279	Length Metres
FHWT22125	5
FHWT221210	10
FHWT221215	15
FHWT221220	20
Tech Sheet 20329	

Red Fire Hose Nozzles Adjustable

Maximum Working Pressure: 10 bar

Plastic

0279	To Suit Hose ID
FHN34	3/4"
FHN1	1"

Branchpipes Lever Operated

Light Alloy

0279	Description
BPLODIN9	DIN Pattern Jet/Spray 9mm
BPLOBP113	British Pattern No.1 Jet/Spray 13mm
BPLOBP219	British Pattern No.2 Jet/Spray 19mm
BPLOWC13	Jet Spray Nozzle c/w Water Curtain 13mm
BPLOWC19	Jet Spray Nozzle c/w Water Curtain 19mm
Tech Sheet 20325	

Instantaneous Branchpipe & Nozzles

Aluminium Unpolished

0279	Description
BPS212	Standard Branchpipe (2.1/2" inst)
SNO12JET	(1/2" Jet) Nozzle Adaptor
SNO58JET	(5/8" Jet) Nozzle Adaptor
SNO34JET	(3/4" Jet) Nozzle Adaptor
BD212	Diffuser Branchpipe (2.1/2" inst)
Tech Sheet 20200	

STANDPIPES, MANHOLE & DRAIN KEYS

Standpipes

STANDW STANDB STANDC STANDS

Unpolished

0427	Description
STANDW	Anti Siphon Double Check Valve (Water Board)
STANDB	Single Swivel Head with HRT Base (Brigade)
STANDC	Contractors Standpipe 3/4"
STANDDS	Double Swivel Head with HRT Base
STANDSP	Single Plug-in Head with HRT Base
STANDS	Contractors Standpipe 3/4" Steel Tap BS10 c/w Double Check Valve to BS6282
STANDBG	Spare Standpipe Bottom Gasket

Customers who bought from this page also purchased...

FT PRO

Water Flex Flexible PVC Water Hose
see page **1422**

Manhole Lifting Keys

0427	Size
MAN6	6"
MAN12	12"
MAN20	20"
MAN24	24"

Drain Key & Bar T Handle



Unpolished

0427
DKBT

Hydrant Keys & Bars

Unpolished

0427	Description
HYDKB	Aluminium Key & Aluminium Bar
HYDK	Key Only
HYDB	Bar Only

COMBINATION STEEL NIPPLES & HOSE JOINERS

Combination Swaged Hose Nipples

NPT Plated Steel

0121	Thread	To Suit Hose ID mm
NCSNPT12	1/2"	12
NCSNPT34	3/4"	19
NCSNPT1	1"	25
NCSNPT114	1.1/4"	32
NCSNPT112	1.1/2"	38
NCSNPT2	2"	50
NCSNPT212	2.1/2"	63
NCSNPT3	3"	75
NCSNPT4	4"	100
NCSNPT6	6"	150

NPT Plated Steel, Long Tail

0121	Thread	To Suit Hose ID mm
NCLNPT6	6"	150

BSPT Plated Steel

1011	Thread
CNS-12	1/2"
CNS-34	3/4"
CNS-1	1"
CNS-114	1.1/4"
CNS-112	1.1/2"
CNS-2	2"
CNS-212	2.1/2"
CNS-3	3"
CNS-4	4"
CNS-5	5"
CNS-6	6"

stainless steel

BSPT Stainless Steel

1011	Thread
SCN-12	1/2"
SCN-34	3/4"
SCN-1	1"
SCN-114	1.1/4"
SCN-112	1.1/2"
SCN-2	2"
SCN-3	2"

Hose Joiners

Alloy

0289	To Suit Hose ID
JALL114	1.1/4"
JALL112	1.1/2"
JALL2	2"
JALL212	2.1/2"
JALL3	3"
JALL4	4"

stainless steel

Stainless Steel

0289	To Suit Hose ID
JSS34	3/4"
JSS1	1"
JSS114	1.1/4"
JSS112	1.1/2"
JSS2	2"
JSS3	3"
JSS4	4"

Plated Steel

1011	To Suit Hose ID
SHM-38	3/8"
SHM-12	1/2"
SHM-34	3/4"
SHM-1	1"
SHM-114	1.1/4"
SHM-112	1.1/2"
SHM-2	2"
SHM-212	2.1/2"
SHM-3	3"
SHM-4	4"
SHM-5	5"
SHM-6	6"
SHM-8	8"
SHM-10	10"

Steel Hose Menders, Long Length

Zinc Plated Steel

0289	To Suit Hose ID	Length mm
SV10R	3/8" (10mm)	75
SV13R	1/2" (13mm)	80
SV15R	5/8" (15mm)	105
SV19R	3/4" (19mm)	105
SV25R	1" (25mm)	160
SV32R	1.1/4" (32mm)	175
SV38R	1.1/2" (38mm)	215
SV50R	2" (50mm)	225

Safety Steel Hose Menders, Long Length

Zinc Plated Steel with Safety Collar

0289	To Suit Hose ID	Length mm
SV13R/S	1/2" (13mm)	80
SV15R/S	5/8" (15mm)	105
SV19R/S	3/4" (19mm)	105
SV25R/S	1" (25mm)	160
SV32R/S	1.1/4" (32mm)	175
SV38R/S	1.1/2" (38mm)	215
SV50R/S	2" (50mm)	225
SV75R/S	3" (75mm)	250

HEXAGON NUTS & TAILS

Hexagon Nuts & Tails

'A' Hex Nuts & Tails, BSPP Mild Steel

0298	Thread	To Suit Hose ID	Max Pressure PSI
NTA1	1"	1"	250
NTA114	1.1/4"	1.1/4"	150
NTA112	1.1/2"	1.1/2"	150
NTA2	2"	2"	150

'C' Plain Hex Nuts & Tails, BSPP Mild Steel

0298	Thread	To Suit Hose ID	Max Pressure PSI
NTC12	1/2"	1/2"	150
NTC34	3/4"	3/4"	150
NTC1	1"	1"	150
NTC114	1.1/4"	1.1/4"	150
NTC112	1.1/2"	1.1/2"	150
NTC2	2"	2"	150

SWC Nuts & Tails, BSPP Mild Steel

0298	Thread	To Suit Hose ID	Max Pressure PSI
NTSWC112	1.1/2"	1.1/2"	150
NTSWC2	2"	2"	150

MODULAR COOLANT HOSE SYSTEMS

Compatibility:
Suitable for use with acetone, alcohol, ethyl, greases, oils, commercial dish detergents, gasoline, lacquer solvents and sodium hydroxide.
Not for use with chlorine, acids, ammonium hydroxide, bases (strong), hypochlorite ion solutions or sodium hypochlorite.

Material: Polyoxymethylene (POM).
Recommended Maximum Line Pressure: 20-30 psi.
Recommended Maximum Flow Rate: 1,800 litres per hour.
Interchangeable with: Loc-Line.

Maximum Operating Temperature: +76°C
Repeated exposure to this temperature will cause fatigue.

Features:
- Unique ball and socket design, fully hand-adjustable in both position and length
- Will not kink or fatigue; bending does not decrease the inside diameter
- Will not damage machine tool cutters if contact occurs, unlike metal hoses
- Electrically non-conductive; ideal for EDM flushing
- No internal positioning rod that can break or restrict fluid flow
- Stays in position; repeated positioning is easy
- Creep due to machine vibration is eliminated

1/4" Series

Round Nozzles

0518	Nozzle Hole Size
28015	1/16"
28016	1/8"
28017	1/4"
Tech Sheet 68071	

90° Round Nozzles

0518	Nozzle Hole Size
28019	1/16"
28020	1/8"
28021	1/4"
Tech Sheet 68071	

90° Spray Bar Nozzle

0518	Nozzle Hole Size
28022	Size 60
Tech Sheet 68071	

Flat Nozzle

0518	Nozzle Hole Size
28027	Size 60
Tech Sheet 68071	

Flare Nozzle

0518	Nozzle Hole Size
28028	1"
Tech Sheet 68071	

Swivel Nozzle

0518	Nozzle Hole Size
28029	Size 40
Tech Sheet 68071	

Male Connectors, NPT

0518	Thread
28032	1/8"
28033	1/4"
Tech Sheet 68071	

ambersil

FOOD PROCESSING SAFE

For **Tufcut Metal Cutting Lubricant** see page **1575**

MODULAR COOLANT HOSE SYSTEMS

Compatibility:
Suitable for use with acetone, alcohol, ethyl, greases, oils, commercial dish detergents, gasoline, lacquer solvents and sodium hydroxide.
Not for use with chlorine, acids, ammonium hydroxide, bases (strong), hypochlorite ion solutions or sodium hypochlorite.

Material: Polyoxymethylene (POM).
Recommended Maximum Line Pressure: 20-30 psi.
Recommended Maximum Flow Rate: 1,800 litres per hour.
Interchangeable with: Loc-Line.

Maximum Operating Temperature: +76°C
Repeated exposure to this temperature will cause fatigue.

1/4" Series

Y Connector

0518
28034
Tech Sheet 68071

90° Elbow Connector

0518
28035
Tech Sheet 68071

Valve, In-line

0518
28043
Tech Sheet 68071

T Connector

0518
28036
Tech Sheet 68071

Valve, Tube x Male, NPT

0518	Thread
28049	1/4"
Tech Sheet 68071	

Check Valve, In-line

0518
28051
Tech Sheet 68071

End Cap

0518
28038
Tech Sheet 68071

Valve, Tube x Female, NPT

0518	Thread
28050	1/4"
Tech Sheet 68071	

RIDGID

You might also need...
RIDGID PC 116 Powered Tubing Cutter
...see page **1743**

MODULAR COOLANT HOSE SYSTEMS

Compatibility:
Suitable for use with acetone, alcohol, ethyl, greases, oils, commercial dish detergents, gasoline, lacquer solvents and sodium hydroxide.
Not for use with chlorine, acids, ammonium hydroxide, bases (strong), hypochlorite ion solutions or sodium hypochlorite.

Material: Polyoxymethylene (POM).
Recommended Maximum Line Pressure: 20-30 psi.
Recommended Maximum Flow Rate: 1,800 litres per hour.
Interchangeable with: Loc-Line.

Maximum Operating Temperature: +76°C
Repeated exposure to this temperature will cause fatigue.

1/4" Series



Extended Element

0518	Length mm
28011	90

Tech Sheet 68071

Extended Element Clamp

0518
28042

Tech Sheet 68071

Hose Coil

0518	Length Metres
28012	15.24

Tech Sheet 68071

Hose Only Kit

0518	Quantity	Length mm
XS2001	4	150

Tech Sheet 68071

Contents:
- 1 x 1/8" NPT male connector
- 1 x 1/4" NPT female connector
- 1 x 1/16", 1/8" and 1/4" round nozzles
- 280mm hose



Hose Kit

0518
28003

Tech Sheet 68071

Contents:
- 1 x 1/4" NPT connector
- 1 x 1/8" round nozzle, assembled

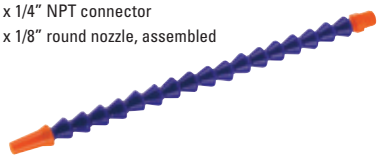

Hose Kit Assembly

0518	Length mm
28002	300

Tech Sheet 68071

Hose Assembly Pliers

0518
28008

Tech Sheet 68071

Circle Flow Nozzle Kit

0518	ID mm	Length mm
28013	92	446

Tech Sheet 68071

You might also need…

PORTWEST

PPE
see pages **1752-1760**

MODULAR COOLANT HOSE SYSTEMS

Compatibility:
Suitable for use with acetone, alcohol, ethyl, greases, oils, commercial dish detergents, gasoline, lacquer solvents and sodium hydroxide.
Not for use with chlorine, acids, ammonium hydroxide, bases (strong), hypochlorite ion solutions or sodium hypochlorite.

Material: Polyoxymethylene (POM).
Recommended Maximum Line Pressure: 30 psi
Recommended Maximum Flow Rate: 2,150 litres per hour.
Interchangeable with: Loc-Line.

Maximum Operating Temperature: +76°C
Repeated exposure to this temperature will cause fatigue.

1/2" Series

Round Nozzles

0518	Nozzle Hole Size
48013	1/4"
48014	3/8"
48015	1/2"
Tech Sheet 68071	

Flare Nozzles

0518	Nozzle Hole Size
48026	1.1/4"
48027	2.1/2"
Tech Sheet 68071	

Male Connectors, NPT

0518	Thread
48030	3/8"
48031	1/2"
Tech Sheet 68071	

Flat Nozzle

0518	Nozzle Hole Size
48024	Size 80
Tech Sheet 68071	

Flat Holed Nozzles

0518	Nozzle
48022	5 Holes
48023	7 Holes
Tech Sheet 68071	

Y Connector

0518
48032
Tech Sheet 68071

90° Elbow Connector

0518
48034
Tech Sheet 68071

For **Reinforced PVC Braided Hose** see pages **1404-1405**

MODULAR COOLANT HOSE SYSTEMS

Compatibility:
Suitable for use with acetone, alcohol, ethyl, greases, oils, commercial dish detergents, gasoline, lacquer solvents and sodium hydroxide.
Not for use with chlorine, acids, ammonium hydroxide, bases (strong), hypochlorite ion solutions or sodium hypochlorite.

Material: Polyoxymethylene (POM).
Recommended Maximum Line Pressure: 30 psi
Recommended Maximum Flow Rate: 2,150 litres per hour.
Interchangeable with: Loc-Line.

Maximum Operating Temperature: +76°C
Repeated exposure to this temperature will cause fatigue.

1/2" Series

Valve, Tube x Male, NPT

0518	Thread
48041	1/2"

Tech Sheet 68071

Valve, Tube x Female, NPT

0518	Thread
48042	1/2"

Tech Sheet 68071

Valve, In-line

0518
48043

Tech Sheet 68071

Hose Only Kit

0518	Quantity	Length mm
XS4001	4	150

Tech Sheet 68071

Hose Coil

0518	Length Metres
48010	15.24

Tech Sheet 68071

Contents:
- 1 x 3/8" NPT male connector
- 1 x 1/2" NPT female connector
- 1 x 1/4", 3/8" and 1/2" round nozzles
- 280mm hose



Hose Kit

0518
48003

Tech Sheet 68071

Contents:
- 1 x 1/2" NPT connector
- 1 x 3/8" round nozzle, assembled



Hose Kit Assembly

0518	Length mm
48002	300

Tech Sheet 68071

Hose Assembly Pliers

0518
48006

Tech Sheet 68071

Extended Element Kit

0518
48008

Tech Sheet 68071

LEVER LOCK WATER PUMP COUPLINGS

FT Pro couplings provide a quick and easy way to join many lengths of hose together. They are commonly used for the pumping and transfer of water in the construction, road maintenance and general irrigation industries. They can also be used for loading and unloading road tankers.

Interchangeable with: BAUER

Maximum Working Temperature: +80°C

Maximum Working Pressure:
2" to 3.1/2" 20 bar
4" to 8" 12 bar

Galvanised with Standard Rubber Sealing Ring

0372	Coupling Size mm	To Suit Hose ID
LLZDUTY-LLC2	50	2"
LLZDUTY-LLC3	76	3"
LLZDUTY-LLC3312	89	3" Tail x 3.1/2"
LLZDUTY-LLC4	108	4"
LLZDUTY-LLC6	159	6"
LLZDUTY-LLC8	194	8"

Tech Sheet 20540

For **Hydraulic Hand Pumps** see pages **229-230**

FT Pro four bolt hole MZ flange couplings are commonly used on a wide range of agricultural slurry tankers and spreaders.

FT Pro couplings provide a quick and easy way to join many lengths of hose together.

They are commonly used for the pumping and transfer of water in the construction, road maintenance and general irrigation industries. They can also be used for loading and unloading road tankers.

Interchangeable with: BAUER.

Maximum Working Temperature: +80°C

Maximum Working Pressure:
2" to 3.1/2": 20 bar
4" to 8": 12 bar

Male Square MZ Flange

With Closure Ring, Galvanised

0372	Coupling Size mm
LLZD-MZLLM89	89
LLZD-MZLLM108	108
LLZD-MZLLM133	133
LLZD-MZLLM159	159
LLZD-MZLLM194	194

Tech Sheet 68126

Female Square MZ Flange

With Sealing Ring

0372	Coupling Size mm
LLZD-MZFF89	89
LLZD-MZFF108	108
LLZD-MZFF133	133
LLZD-MZFF159	159
LLZD-MZFF194	194

Tech Sheet 68127

Lever Closure Ring

Galvanised

0372	Coupling Size mm
LLZD-LLCR2	50
LLZD-LLCR33	76
LLZD-LLCR3312	89
LLZD-LLC4	108
LLZD-LLCR5	133
LLZD-LLCR6	159
LLZD-LLCR8	194

Male x Male BSPT Pipe Thread

With Closure Ring, Galvanised

0372	Coupling Size mm	Thread
LLZD-LLMBSP2	50	2"
LLZD-LLMBSP212	76	2.5"
LLZD-LLMBSP33	76	3"
LLZD-LLMBSP4	108	4"
LLZD-LLMBSP5	133	5"
LLZD-LLMBSP6	159	6"
LLZD-LLMBSP8	194	8"

Female x Male BSPT Pipe Thread

Galvanised

0372	Coupling Size mm	Thread
LLZD-LLFBSP2	50	2"
LLZD-LLFBSP212	76	2.5"
LLZD-LLFBSP33	76	3"
LLZD-LLFBSP4	108	4"
LLZD-LLFBSP5	133	5"
LLZD-LLFBSP6	159	6"
LLZD-LLFBSP8	194	8"

Male Weld End

Ungalvanised

0372	Coupling Size mm
LLZD-LLMWE33	76
LLZD-LLMWE3312	89
LLZD-LLMWE4	108
LLZD-LLMWE5	133
LLZD-LLMWE6	159
LLZD-LLMWE8	194

LEVER LOCK WATER PUMP COUPLINGS

FT Pro four bolt hole MZ flange couplings are commonly used on a wide range of agricultural slurry tankers and spreaders.

FT Pro couplings provide a quick and easy way to join many lengths of hose together.

They are commonly used for the pumping and transfer of water in the construction, road maintenance and general irrigation industries. They can also be used for loading and unloading road tankers.

Interchangeable with: BAUER.

Maximum Working Temperature: +80°C

Maximum Working Pressure:
2" to 3.1/2": 20 bar
4" to 8": 12 bar

Female Weld End

Ungalvanised

0372	Coupling Size mm
LLZD-LLFWE2	50
LLZD-LLFWE33	76
LLZD-LLFWE3312	89
LLZD-LLFWE4	108
LLZD-LLFWE5	133
LLZD-LLFWE6	159
LLZD-LLFWE8	194

Female End Caps

Galvanised

0372	Coupling Size mm
LLZD-LLFEC2	50
LLZD-LLFEC33	76
LLZD-LLFEC3312	89
LLZD-LLFEC4	108
LLZD-LLFEC5	133
LLZD-LLFEC6	159
LLZD-LLFEC8	194

Strainers

G.P. Strainers, Steel Galvanised

0372	Coupling Size mm
LLZD-LLGP2	50
LLZD-LLGP3312	89
LLZD-LLGP4	108
LLZD-LLGP5	133
LLZD-LLGP6	159
LLZD-LLGP8	194

Male End Cap

Galvanised

0372	Coupling Size mm
LLZD-LLMEC2	50
LLZD-LLMEC33	76
LLZD-LLMEC3312	89
LLZD-LLMEC4	108
LLZD-LLMEC5	133
LLZD-LLMEC6	159
LLZD-LLMEC8	194

90° Bends

Galvanised

0372	Coupling Size mm
LLZD-LL90B2	50
LLZD-LL90B33	76
LLZD-LL90B3312	89
LLZD-LL90B4	108
LLZD-LL90B5	133
LLZD-LL90B6	159
LLZD-LL90B8	194

Customers who bought from this page also purchased...

JAYMAC Industrial Hose & Accessories

Heavy-duty Suction Hose
see page **1428**



STAINLESS STEEL LEVER LOCK WATER PUMP COUPLINGS

Complete Connection Set

Maximum Working Pressure:
2" to 3.1/2" 20 bar
4" to 8" 12 bar



Galvanised with Standard Rubber Sealing Ring

0120	Coupling Size mm	To Suit Hose ID
LLC2	50	2"
LLC33	76	3 Tail x 3"
LLC3312	89	3 Tail x 3.1/2"
LLC4	108	4"
LLC5	133	5"
LLC6	159	6"
LLC8	194	8"

Galvanised with Oil Resistant Rubber Sealing Ring

0120	Coupling Size mm	To Suit Hose ID
LLC2OROR	50	2"
LLC33ORORR	76	3 Tail x 3"
LLC4ORORR	108	4"
LLC8ORORR	194	8"

Male x Hose Connector

stainless steel

0120	Coupling Size mm	To Suit Hose ID
LLSSMT2	50	2"
LLSSMT33	76	3"
LLSSMT3312	89	3" Tail x 3.1/2"
LLSSMT4	108	4"
LLSSMT6	159	6"
LLSSMT8	194	8"

Female x Hose Connector

stainless steel

0120	Coupling Size mm	To Suit Hose ID
LLSSFT2	50	2"
LLSSFT3312	89	3" Tail x 3.1/2"
LLSSFT4	108	4"
LLSSFT6	159	6"
LLSSFT8	194	8"

Male Weld End

Other sizes available on request.
Minimum quantity order may apply.

stainless steel

0120	Coupling Size mm
LLSSMWE2	50
LLSSMWE3312	89
LLSSMWE4	108
LLSSMWE6	159

Female Weld End

stainless steel

0120	Coupling Size mm
LLSSFWE2	50
LLSSFWE33	76
LLSSFWE3312	89
LLSSFWE4	108
LLSSFWE6	159

Male x Male BSPP Pipe Thread

Other sizes available on request.
Minimum quantity order may apply.

stainless steel

With Lever Closure Ring, BSPP

0120	Coupling Size mm	To Suit Hose ID
LLSSMBSP2	50	2"
LLSSMBSP33	76	3"
LLSSMBSP3312	89	3" BSPP x 3.1/2"
LLSSMBSP4	108	4"

Female complete with BSPP Male Pipe Thread

Other sizes available on request.
Minimum quantity order may apply.

stainless steel

0120	Coupling Size mm	Thread
LLSSFBSP2	50	2"
LLSSFBSP33	76	3"
LLSSFBSP3312	89	3" BSPP x 3.1/2"
LLSSFBSP4	108	4"
LLSSFBSP5	133	5"
LLSSFBSP6	159	6"

Male End Cap

stainless steel

0120	Coupling Size mm
LLSSMEC2	50
LLSSMEC33	76
LLSSMEC3312	89
LLSSMEC4	108
LLSSMEC5	133
LLSSMEC6	159

Female End Cap

Other sizes available on request.
Minimum quantity order may apply.

stainless steel

0120	Coupling Size mm
LLSSFEC3312	89
LLSSFEC4	108
LLSSFEC6	159

LEVER LOCK WATER PUMP COUPLINGS

Male x Hose Connector

Galvanised

0120	Coupling Size mm	To Suit Hose ID
LLMT2	50	2"
LLMT33	76	3" Tail x 3"
LLMT3312	89	3" Tail x 3.1/2"
LLMT4	108	4"
LLMT5	133	5"
LLMT6	159	6"
LLMT8	194	8"

Female x Hose Connector

Galvanised

0120	Coupling Size mm	To Suit Hose ID
LLFT2	50	2"
LLFT33	76	3" Tail x 3"
LLFT3312	89	3" Tail x 3.1/2"
LLFT4	108	4"
LLFT5	133	5"
LLFT6	159	6"
LLFT8	194	8"

Lever Closure Ring

Galvanised

0120	Coupling Size mm	To Suit Hose ID
LLCR2	50	2"
LLCR33	76	3" Tail x 3"
LLCR3312	89	3" Tail x 3.1/2"
LLCR4	108	4"
LLCR5	133	5"
LLCR6	159	6"
LLCR8	194	8"

Rubber Sealing Ring

Natural Rubber (NR)

0120	Coupling Size mm
LLOR2	50
LLOR33	76
LLOR3312	89
LLOR4	108
LLOR5	133
LLOR6	159
LLOR8	194

Oil Resistant Rubber Sealing Ring

Nitrile Rubber (NBR)

0120	Coupling Size mm
LLOROR2	50
LLOROR33	76
LLOROR3312	89
LLOROR4	108
LLOROR5	133
LLOROR6	159
LLOROR8	194

Male x Male BSPT Pipe Thread

With Lever Closure Ring, Galvanised

0120	Coupling Size mm	Thread	To Suit Hose ID
LLMBSP112	50	-	1.1/2"
LLMBSP2	50	-	2"
LLMBSP212	76	-	2.1/2"
LLMBSP33	76	3" BSPP	3"
LLMBSP3312	89	3" BSPP	3.1/2"
LLMBSP4	108	-	4"
LLMBSP5	133	-	5"
LLMBSP6	159	-	6"
LLMBSP8	194	-	8"

Male complete with URT Male/Female Thread

With Lever Closure Ring, Ungalvanised, URT

0120	Coupling Size mm	Thread
LLM44URTM	4" Male	4" Male
LLM44URTF	4" Male	4" Female

Female complete with BSPP Male Pipe Thread

Galvanised

0120	Coupling Size mm	Thread	To Suit Hose ID
LLFBSP112	50	-	1.1/2"
LLFBSP2	50	-	2"
LLFBSP212	76	-	2.1/2"
LLFBSP33	76	3" BSPP	3"
LLFBSP3312	89	3" BSPP	3.1/2"
LLFBSP4	108	-	4"
LLFBSP5	133	-	5"
LLFBSP6	159	-	6"
LLFBSP8	194	-	8"

Female complete with URT Male/Female Thread

Ungalvanised

0120	Coupling Size mm	Thread
LLF333URTF	3" Female	3" Female
LLF33123URTF	3.1/2" Female	3" Female
LLF44URTM	4" Female	4" Male
LLF44URTF	4" Female	4" Female

LEVER LOCK WATER PUMP COUPLINGS

Male Weld End

Ungalvanised

0120	Coupling Size mm
LLMWE2	50
LLMWE33	76
LLMWE3312	89
LLMWE4	108
LLMWE5	133
LLMWE6	159
LLMWE8	194

Female Weld End

Ungalvanised

0120	Coupling Size mm
LLFWE2	50
LLFWE33	76
LLFWE3312	89
LLFWE4	108
LLFWE5	133
LLFWE6	159
LLFWE8	194

Flanged Male, Table D

Galvanised

0120	Coupling Size mm
LLMFD2	50
LLMFD33	76
LLMFD3312	89
LLMFD4	108
LLMFD46	108 x 6"
LLMFD5	133
LLMFD6	159
LLMFD8	194

Flanged Female, Table D

Galvanised

0120	Coupling Size mm
LLFFD2	50
LLFFD33	76
LLFFD3312	89
LLFFD4	108
LLFFD6	159
LLFFD8	194

Flanged Male, Table E

Galvanised

0120	Coupling Size mm
LLMFE162	50
LLMFE1633	76
LLMFE163312	89
LLMFE164	108
LLMFE1646	108 x 6"
LLMFE165	133
LLMFE166	159
LLMFE168	194

Flanged Female, Table E

Galvanised

0120	Coupling Size mm
LLFFE162	50
LLFFE1633	76
LLFFE163312	89
LLFFE164	108
LLFFE1646	108 x 6"
LLFFE165	133
LLFFE166	159
LLFFE168	194

Lever Closure Ring

Ungalvanised

0120	Coupling Size mm
LCRB2	50
LCRB33	76
LCRB3312	89
LCRB4	108
LCRB5	133
LCRB6	159
LCRB8	194

Y Unions

Y Union with Female Outlet, Galvanised

0120	Coupling Size mm
LLYMMF2	50
LLYMMF33	76
LLYMMF3312	89
LLYMMF4	108
LLYMMF6	159

Y Union with Male Outlet, Galvanised

0120	Coupling Size mm
LLYFFM2	50
LLYFFM33	76
LLYFFM3312	89
LLYFFM4	108
LLYFFM6	159

Male End Cap

With Lever Closure

0120	Coupling Size mm
LLMEC2	50
LLMEC33	76
LLMEC3312	89
LLMEC4	108
LLMEC5	133
LLMEC6	159
LLMEC8	194

Female End Caps

Galvanised

0120	Coupling Size mm
LLFEC2	50
LLFEC33	76
LLFEC3312	89
LLFEC4	108
LLFEC5	133
LLFEC6	159
LLFEC8	194

LEVER LOCK WATER PUMP COUPLINGS

Female x Male Reducer

Galvanised

0120	Description
LLFM332	76 Female x 50 Male
LLFM33122	89 Female x 50 Male
LLFM331233	89 Female x 76 Male
LLFM433	108 Female x 76 Male
LLFM43312	108 Female x 89 Male
LLFM54	133 Female x 108 Male
LLFM64	159 Female x 108 Male
LLFM65	159 Female x 133 Male
LLFM86	194 Female x 159 Male

T Unions

T Union with Female Outlet, Galvanised

0120	Coupling Size mm
LLTMFF2	50
LLTMFF4	108
LLTMFF6	159

T Union with Male Outlet, Galvanised

0120	Coupling Size mm
LLTMMF2	50
LLTMMF33	76
LLTMMF3312	89
LLTMMF4	108
LLTMMF5	133
LLTMMF6	159
LLTMMF8	194

Male x Female Riser

Galvanised

0120	Description
LLFM233	50 Female x 76 Male
LLFM23312	50 Female x 89 Male
LLFM333312	76 Female x 89 Male
LLFM334	76 Female x 108 Male
LLFM33124	89 Female x 108 Male
LLFM45	108 Female x 133 Male
LLFM46	108 Female x 159 Male
LLFM56	133 Female x 159 Male
LLFM68	159 Female x 194 Male

Safety Pins



Galvanised Steel

0120	To Suit Coupling Size mm
LLMSSPIN50	50
LLMSSPIN76	76
LLMSSPIN89108	89 - 108
LLMSSPIN133	133
LLMSSPIN159194	159 - 194

30° Bends

30° Bend, Galvanised

0120	Coupling Size mm
LL30B2	50
LL30B3	76
LL30B33	89
LL30B4	108
LL30B5	133
LL30B6	159
LL30B8	194

45º Bends

45° Bend, Galvanised

0120	Coupling Size mm
LL45B2	50
LL45B33	76
LL45B3312	89
LL45B4	108
LL45B5	133
LL45B6	159
LL45B8	194

Male Flanged 45° Bend - NP16, Galvanised

0120	Coupling Size mm
LL45MF4	108
LL45MF6	159

Female Flanged 45° Bend - NP16, Galvanised

0120	Coupling Size mm
LL45FF4	108
LL45FF6	159

LEVER LOCK WATER PUMP COUPLINGS

90º Bends

90° Bend, Galvanised

0120	Coupling Size mm
LL90B2	50
LL90B33	76
LL90B3312	89
LL90B4	108
LL90B5	133
LL90B6	159
LL90B8	194

Male Flanged 90° Bend - NP16, Galvanised

0120	Coupling Size mm
LL90MF33	76
LL90MF3312	89
LL90MF4	108
LL90MF6	159
LL90MF8	194

Female Flanged 90° Bend - NP16, Galvanised

0120	Coupling Size mm
LL90FF33	76
LL90FF3312	89
LL90FF4	108
LL90FF6	159
LL90FF8	194

Male Flanged 90° Bend - Table D, Galvanised

0120	Coupling Size mm
LL90MF3312TD	89
LL90MF4TD	108
LL90MF6TD	159

Female Flanged 90° Bend - Table D, Galvanised

0120	Coupling Size mm
LL90FF2TD	50
LL90FF4TD	108

Customers who bought from this page also purchased...

FT PRO®

Carbon Steel Flanges
see page **1387**

Strainers

G.P. Strainers, Steel Galvanised

0120	Coupling Size mm
LLGP2	50
LLGP3312	89
LLGP4	108
LLGP6	159
LLGP8	194

Sewage Strainers, Steel Galvanised

0120	Coupling Size mm
LLSS4	108
LLSS6	159

Male Foot Valve Strainer, Galvanised

0120	Coupling Size mm
LLFVSM2	50
LLFVSM33	76
LLFVSM3312	89
LLFVSM4	108
LLFVSM5	133
LLFVSM6	159
LLFVSM8	194

Hose Tail Foot Valve Strainer, Galvanised

0120	To Suit Hose ID
LLFVSHT2	2"
LLFVSHT3	3"
LLFVSHT4	4"
LLFVSHT5	5"
LLFVSHT6	6"
LLFVSHT8	8"
LLFVSHT12	12"

LEVER LOCK WATER PUMP COUPLINGS

Large Bore Dallai Couplings

Male Hose Tail

0120	Coupling Size mm
LLMT10	10"
LLMT12	12"

Female Hose Tail

0120	Coupling Size mm
LLFT10	10"
LLFT12	12"

Flanged Male

0120	Coupling Size mm
LLMF10	10"
LLMF12	12"

Flanged Female

0120	Coupling Size mm
LLFF10	10"
LLFF12	12"

Male x Female 90° Bend

0120	Coupling Size mm
LL90B10	10"
LL90B12	12"

Male x Female 45° Bend

0120	Coupling Size mm
LL45B10	10"
LL45B12	12"

Male Blank Ends

0120	Coupling Size mm
LLMEC10	10"
LLMEC12	12"

Male Weld Ends

0120	Coupling Size mm
LLMWE12	12"

Female Weld Ends

0120	Coupling Size mm
LLFWE10	10"
LLFWE12	12"

JAYMAC Industrial Hose & Accessories

For **Water Delivery Hose** see page **1431**



1 Hydraulics 3-284

2 Hydraulic Quick Release Couplings 285-320

3 Pneumatic Quick Release Couplings 321-406

4 Monitor & Test 407-446

5 Pneumatic & Vacuum 447-762

6 Push-in Fittings & Tubing 763-918

7 Valves & Actuation 919-1060

8 Ring Main 1061-1136

9 Hose Tails, Adaptors, Fittings & Manifolds 1137-1224

10 Stainless Steel 1225-1332

11 Malleable Iron 1333-1398

12 Hose, Couplings, Ducting & Hose Reels 1399-1510

13 Clips & Clamps 1511-1558

14 Paint, Sprays & Adhesives 1559-1590

15 Blow Guns, Vacuum & Nozzles 1591-1616

16 Fuelling, Lubrication, Wash Down & Misting 1617-1696

17 Compressors & Air Tools 1697-1726

18 Hand Tools & PPE 1727-1765

SECTION 13

Clips & Clamps

13.01 Worm Drive Clamps & Clips **1511-1535**

13.02 O Clips & Pliers **1536-1539**

13.03 P Clips **1536-1539**

13.04 Pipe Clips & Fixing Systems **1545-1551**

13.05 Banding Systems & Cable Ties **1552-1555**

13.06 Ferrules & Pipe Repair Couplings **1556-1558**

SECTION 13

13.01 Worm Drive Clamps & Clips — 1511-1535

- Worm Drive Hose Clamps & U Bolts
- Pipe Clamps
- Clamps & Clips Kits
- Clamps & Hose Clips
- Hose Clips
- Clip Packs
- Counter Dispensers
- Worm Drive Hose Clamps
- Clamps & Hose Clips
- Clamps, Clips & Fasteners

13.02 O Clips & Pliers — 1536-1539

- O Clips & Pliers
- Hose Clamps
- Hose & Pipe Cleaning Kits
- Service Plugs

13.03 P Clips — 1540-1544

- Pipe Clips & Tool Clips
- Clamps & Hose Clips
- Clips
- Clip Packs
- Clamps & Hose Clips

13.04 Pipe Clips & Fixing Systems — 1545-1551

- Metric Pipe Clips & Back Plates
- BSP Pipe Clips & Back Plates
- Pipe Saddle Clips
- Pipe Fixings
- Pipe Clips & Fixing Systems

13.05 Banding Systems & Cable Ties — 1552-1555

- Quick Release Band Straps & Banding
- Banding System & Tie Wraps
- Steel Strapping & Accessories

13.06 Ferrules & Pipe Repair Couplings — 1556-1558

- Ferrules
- Pipe Repair Couplings
- Circlips Kits
- Tool Clips, Pen & Tool Holders
- Hose Crimper

WORM DRIVE HOSE CLAMPS & U BOLTS

Hi-grip Mini Clamps

For fuel pipes and small hoses.

stainless steel

Mild Steel

5559	Min Size mm	Max Size mm
505-9	7	9
505-10	8	10
505-11	9	11
505-12	10	12
505-13	11	13
505-14	12	14
505-15	13	15
505-16	14	16
505-17	15	17
505-18	16	18
Tech Sheet 20459		

Stainless Steel

5559	Min Size mm	Max Size mm
505-9SS	7	9
505-10SS	8	10
505-11SS	9	11
505-12SS	10	12
505-13SS	11	13
505-14SS	12	14
505-15SS	13	15
505-16SS	14	16
505-17SS	15	17
505-18SS	16	18
Tech Sheet 20459		

All Stainless Steel Worm Drive Hose Clamps

stainless steel

304 stainless steel.

All Stainless Steel Worm Drive Hose Clamps

5555	Band Width	Min Size mm	Max Size mm
HCS12	9	8	12
HCS16	9	10	16
HCS20	9	12	20
HCS25	9	16	25
HCS32	9	20	32
HCS40	9	25	40
HCS50	9	32	50
HCS60	9	40	60
HCS70	9	50	70
Tech Sheet 20402			

Hose Clamps

Material: Band and Housing: AISI 430 stainless steel.
Screw: V6 free plated carbon steel.

Dimensions:	9mm Band Width	12mm Band Width
Band Width **(W)**:	9mm	12mm
Band Thickness **(T)**:	0.6mm	0.7mm
Housing Width **(B)**:	12mm	15mm
Housing Height **(H)**:	11mm	11mm
Width across flats **(SW)**:	7mm	7mm

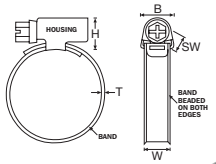

9mm Band Width

5555	Min Size mm	Max Size mm	Size Ref
HC8-12	8	12	000
HC10-16	10	16	M00
HC12-20	12	20	00
HC16-25	16	25	0X
HC20-32	20	32	1A
HC25-40	25	40	1
HC32-50	32	50	2A
HC35-45	35	45	-
HC40-60	40	60	2
Tech Sheet 20401			

12mm Band Width

5555	Min Size mm	Max Size mm	Size Ref
HC50-70	50	70	3
HC60-80	60	80	3X
HC70-90	70	90	4
HC80-100	80	100	4X
HC90-110	90	110	-
HC100-120	100	120	5
HC110-130	110	130	-
HC120-140	120	140	6 and 6X
HC130-150	130	150	-
HC140-160	140	160	7
Tech Sheet 20401			

Tri-torque Heavy-duty Clamps, 16mm Band

stainless steel

Stainless Steel

5559	Min Size mm	Max Size mm
T850-175	25	44
T850-200	32	54
T850-250	44	67
T850-300	57	80
T850-350	70	92
T850-400	83	105
T850-500	108	130
T850-550	121	143
T850-600	133	156
T850-650	146	168
T850-800	184	206
T850-850	197	219
Tech Sheet 20462		

Quick Release Hose Clamps, 12.7mm Band

stainless steel

Stainless Steel

5559	Min Size mm	Max Size mm
G76028	25	57
G76048	38	89
G76056	25	101
G76072	51	127
G76088	52	152
G76104	45	177
G76128	45	217
G76152	50	254
G76188	52	312
G76216	258	355
G76248	45	406
G76280	361	457
G76344	45	559
Tech Sheet 20460		

WORM DRIVE HOSE CLAMPS & U BOLTS

Spiral Wrap Hose Clamps

Designed for spiral ducting hose, this clamp is unique to the market. It always has two points of contact, making it an ideal clamp for this style of hose.

Right Hand (Clockwise) Wound

5559	ID mm
SWCRT-2	50
SWCRT-3	75
SWCRT-4	100
SWCRT-5	125
SWCRT-6	150
Tech Sheet 67958	

Left Hand (Anticlockwise) Wound

5559	ID mm
SWCLT-2	50
SWCLT-3	75
SWCLT-4	100
SWCLT-5	125
SWCLT-6	150
Tech Sheet 67958	

Spiral Clamps

Right Hand (Clockwise) Wound

5555	ID
SCR-112	1.1/2″
SCR-2	2″
SCR-212	2.1/2″
SCR-3	3″
SCR-4	4″
SCR-5	5″
SCR-6	6″
SCR-12	12″

Left Hand (Anticlockwise) Wound

5555	ID
SCL-212	2.1/2″
SCL-3	3″
SCL-5	5″
SCL-8	8″

U Bolt Clamps

Complete with Saddle, Mild Steel

5559	To Suit Tube OD mm
U780280	28
U780320	32
U780350	35
U780380	38
U780410	41
U780430	43
U780450	45
U780480	48
U780510	51
U780540	54
U780580	58
U780600	60
U780640	64
U780670	67
U780700	70
U780750	75
U780770	77
U780790	79
U780800	80
U780890	89
U780920	92
U780950	95
U781000	100
U781020	102
U781100	110
U781200	120
U781250	125
Tech Sheet 20463	

Easy Grip Hose Clamp

Steel, 9mm Band Width

5555	Min Size mm	Max Size mm
EGHC8-12	8	12
EGHC10-16	10	16
EGHC12-20	12	20
EGHC16-25	16	25
EGHC20-32	20	32
EGHC25-40	25	40
EGHC32-50	32	50
EGHC35-45	35	45
EGHC40-60	40	60
EGHC50-70	50	70
EGHC60-80	60	80
EGHC70-90	70	90
EGHC80-100	80	100
Tech Sheet 20410		

For **Braided PVC Hose** see page **1403**

Heavy-duty Steel Hose Clamps

Zinc Yellow Plated

5555	Min Size mm	Max Size mm
HDSHS-1719	17	19
HDSHS-2022	20	22
HDSHS-2325	23	25
HDSHS-2628	26	28
HDSHS-2931	29	31
HDSHS-3235	32	35
HDSHS-3639	36	39
HDSHS-4043	40	43
HDSHS-4447	44	47
HDSHS-4851	48	51
HDSHS-5255	52	55
HDSHS-5659	56	59
HDSHS-6063	60	63
HDSHS-6467	64	67
HDSHS-6873	68	73
HDSHS-7479	74	79
HDSHS-8085	80	85
HDSHS-8691	86	91
HDSHS-9297	92	97
HDSHS-98103	98	103
HDSHS-104112	104	112
HDSHS-113121	113	121
HDSHS-122130	122	130
HDSHS-131139	131	139
HDSHS-140148	140	148
HDSHS-149161	149	161
HDSHS-162174	162	174
HDSHS-175187	175	187
HDSHS-188200	188	200
HDSHS-201213	201	213
HDSHS-214226	214	226
HDSHS-227239	227	239
HDSHS-240252	240	252

Tech Sheet 20403

Stainless Steel Superior Clamps

Grade 304 Stainless Steel Band, Housing & Screw

5555	Min Size mm	Max Size mm
SHC17-19	17	19
SHC20-22	20	22
SHC23-25	23	25
SHC26-28	26	28
SHC29-31	29	31
SHC32-35	32	35
SHC36-39	36	39
SHC40-43	40	43
SHC44-47	44	47
SHC48-51	48	51
SHC52-55	52	55
SHC56-59	56	59
SHC60-63	60	63
SHC64-67	64	67
SHC68-73	68	73
SHC74-79	74	79
SHC80-85	80	85
SHC86-91	86	91
SHC92-97	92	97
SHC98-103	98	103
SHC104-112	104	112
SHC113-121	113	121
SHC122-130	122	130
SHC131-139	131	139
SHC140-148	140	148
SHC149-161	149	161
SHC162-174	162	174
SHC175-187	175	187
SHC188-200	188	200
SHC201-213	201	213
SHC214-226	214	226
SHC227-239	227	239
SHC240-252	240	252

Tech Sheet 20405

Constant Tension Clamps

304 Stainless Steel, 15.8mm Band Width

5555	Min Size mm	Max Size mm
CTC25-45	25	45
CTC32-54	32	54
CTC45-67	45	67
CTC57-79	57	79
CTC70-92	70	92
CTC83-105	83	105
CTC95-117	95	117
CTC108-130	108	130
CTC121-143	121	143
CTC133-155	133	155
CTC146-168	146	168
CTC184-206	184	206

Tech Sheet 20409

FT PRO

For **Black Nylon Ply Steam Hose**
see page **1482**

CLAMPS & CLIPS KITS

Assorted Kits

Contents:

Size	Quantity
8-12mm	14
10-16mm	10
12-22mm	10
16-27mm	8
20-32mm	7
25-40mm	6

Hose Clamps

5559	Material
HC-KIT-MS	Mild Steel
HC-KIT-SS	Stainless Steel
Tech Sheet 20468	

Contents:

Size	Quantity
7-9mm	21
8-10mm	20
9-11mm	15
10-12mm	15
11-13mm	14
12-14mm	8
13-15mm	10
15-17mm	7
16-18mm	6

Mini Hose Clamps

5559	Material
HCMINI-KIT-MS	Mild Steel
HCMINI-KIT-SS	Stainless Steel
Tech Sheet 20468	

Screwdriver

5555
HC1

For **Heavy-duty Tube Cutter** see page **905**



CLAMPS & HOSE CLIPS

INDUSTRY RECOMMENDED SYMBOLS

Agricultural · Food · Ventilation · Electrical · Oil/Gas
Industrial · Marine · Hardware/DIY · Automotive

Jubilee® Hose Clips

- Precision engineered for quality, Jubilee clips are Kitemark approved to BS 5315:1991 and manufactured under the BS EN ISO 9002 quality system accepted by the British Standards Institution
- The mild steel range is zinc plated for corrosion resistance and the stainless steel range is all 304 (A2) material

stainless steel

Mild Steel, Zinc Plated

6666	Size No	Min Size mm	Max Size mm
000-MS	000	9.5	12
M00-MS	M00	11	16
00-MS	00	13	20
0-MS	0	16	22
0X-MS	0X	18	25
1A-MS	1A	22	30
1-MS	1	25	35
1X-MS	1X	30	40
1M-MS	1M	32	45
2A-MS	2A	35	50
2-MS	2	40	55
2X-MS	2X	45	60
3-MS	3	55	70
3X-MS	3X	60	80
4-MS	4	70	90
4X-MS	4X	85	100
5-MS	5	90	120
6-MS	6	110	140
6X-MS	6X	120	150
7-MS	7	135	165
71/2-MS	7.1/2	158	190
81/2-MS	8.1/2	184	216
91/2-MS	9.1/2	210	242
101/2-MS	10.1/2	235	267
111/2-MS	11.1/2	260	292
121/2-MS	12.1/2	286	318
Tech Sheet 591			

304 Stainless Steel

6666	Size No	Min Size mm	Max Size mm
000-SS	000	9.5	12
M00-SS	M00	11	16
00-SS	00	13	20
0-SS	0	16	22
0X-SS	0X	18	25
1A-SS	1A	22	30
1-SS	1	25	35
1X-SS	1X	30	40
1M-SS	1M	32	45
2A-SS	2A	35	50
2-SS	2	40	55
2X-SS	2X	45	60
3-SS	3	55	70
3X-SS	3X	60	80
4-SS	4	70	90
4X-SS	4X	85	100
5-SS	5	90	120
6-SS	6	110	140
6X-SS	6X	120	150
7-SS	7	135	165
71/2-SS	7.1/2	158	190
81/2-SS	8.1/2	184	216
91/2-SS	9.1/2	210	242
101/2-SS	10.1/2	235	267
111/2-SS	11.1/2	260	292
121/2-SS	12.1/2	286	318
Tech Sheet 591			

Boxed Mild Steel, 10 Clips per Box

6666	Size No	Min Size mm	Max Size mm
000-MS-BOX	000	9.5	12
M00-MS-BOX	M00	11	16
00-MS-BOX	00	13	20
0-MS-BOX	0	16	22
0X-MS-BOX	0X	18	25
1A-MS-BOX	1A	22	30
1-MS-BOX	1	25	35
1X-MS-BOX	1X	30	40
1M-MS-BOX	1M	32	45
2A-MS-BOX	2A	35	50
2-MS-BOX	2	40	55
2X-MS-BOX	2X	45	60
3-MS-BOX	3	55	70
Tech Sheet 591			

Jubilee® Clipdrivers

6666	Length mm
2025-3753	95
Tech Sheet 1940	

CLAMPS & HOSE CLIPS

Jubilee® Light Range Clips

With a narrower band than the original Jubilee® clip, this lightweight clip is designed to offer an excellent seal at slightly lower torques.

The Jubilee® Light Range is manufactured to DIN 3017 and, like the original Jubilee® clip, they are continuously threaded to enable extra flexibility when adjusting to the required size.

This clip is most suited to applications where space or weight is restricted and is often used in car and light commercial vehicle applications.

Mild Steel, Zinc Plated, W1

6666	Min Size mm	Max Size mm
LR022MS	12	22
LR032MS	22	32
LR040MS	25	40
LR050MS	32	50
LR060MS	40	60
LR070MS	50	70
LR080MS	60	80
LR090MS	70	90
LR100MS	80	100
LR110MS	90	110
LR120MS	100	120
LR130MS	110	130
LR140MS	120	140
LR150MS	130	150
LR160MS	140	160
Tech Sheet 60246		

stainless steel

304 Stainless Steel, W4

6666	Min Size mm	Max Size mm
LR022SS	12	22
LR032SS	22	32
LR040SS	25	40
LR045SS	30	45
LR050SS	32	50
LR060SS	40	60
LR070SS	50	70
LR080SS	60	80
LR090SS	70	90
LR100SS	80	100
LR110SS	90	110
LR120SS	100	120
LR140SS	120	140
LR150SS	130	150
LR160SS	140	160
Tech Sheet 60246		

Jubilee® Stainless Steel High Torque Hose Clips

Jubilee® high torque clips for applications that require additional high levels of tightening torque; twice the tightening torque of standard worm drive clips.

- Recommended tightening torque: 17Nm (150in-lb)
- All stainless steel construction



stainless steel

Jubilee® 304 Stainless Steel, High Torque Hose Clips

6666	Min Size mm	Max Size mm
JHT35	20	35
JHT40	25	40
JHT45	25	45
JHT50	30	50
JHT70	40	70
JHT80	60	80
JHT95	70	95
JHT100	80	100
JHT120	90	120
JHT140	110	140
JHT160	130	160
JHT180	150	180
JHT200	170	200
JHT220	190	220
JHT240	210	240
JHT260	230	260
JHT280	250	280
JHT300	270	300
JHT320	290	320
JHT340	310	340
JHT360	330	360
JHT380	350	380
JHT400	370	400
JHT420	390	420
JHT440	410	440
JHT480	450	480
JHT500	470	500
Tech Sheet 1941		

Jubilee® Stainless Steel High Torque Hose Clips

Jubilee® High Torque clips are made of all 304 or 316 stainless steel, with a two-part housing and cut-through and keeping the band straight at the point of engagement and fully engaging the screw thread, giving a superior tightening torque.

Although not suitable for use on soft hoses, where the high forces and the perforated band may cut into the hose; they are ideal where a high clamping force is required, and with a flexible band material, they can achieve a high level of friction even against smooth surfaces.

Jubilee® 316 Stainless Steel, High Torque Hose Clips

6666	Min Size mm	Max Size mm
HT035SS316	20	35
HT040SS316	25	40
HT045SS316	25	45
HT050SS316	30	50
HT055SS316	35	55
HT060SS316	40	60
HT065SS316	45	65
HT070SS316	40	70
HT080SS316	60	80
HT095SS316	70	95
HT100SS316	80	100
HT120SS316	90	120
HT140SS316	110	140
HT160SS316	130	160
HT180SS316	150	180
HT200SS316	170	200
HT220SS316	190	220
HT240SS316	210	240
HT260SS316	230	260
HT280SS316	250	280
HT300SS316	270	300
HT320SS316	290	320
HT340SS316	310	340
HT360SS316	330	360
HT380SS316	350	380
HT400SS316	370	400
HT420SS316	390	420
HT440SS316	410	440
HT460SS316	430	460
HT480SS316	450	480
HT500SS316	470	500
HT520SS316	490	520

DIN 3017

CLAMPS & HOSE CLIPS

Jubilee® Flexiband

Tool used to apply Jubilee® Flexiband bands and buckles.

Flexiband Tool

6666
FBT
Tech Sheet 68252

304 stainless steel banding and buckles, used for applications such as sign fixing where the tamper-proof nature of the product is of paramount importance.

stainless steel

Flexiband Banding, 304 Stainless Steel, 30 Metre Lengths

6666	Band Width mm	Band Thickness mm
FB09B	9	0.65
FB13B	13	0.75
FB16B	16	0.75
FB19B	19	0.75
Tech Sheet 68252		

stainless steel

Flexiband Buckles, 304 Stainless Steel, Pack of 25

6666	Band Width mm
FB13H	13
FB19H	19
Tech Sheet 68252	

Jubilee® Juniors Nut & Bolt Clips

To suit petrol pipe, heaters and small bore hoses.

Mild Steel, Zinc Plated

6666	Min Size mm	Max Size mm
NB0709	7	9
NB0810	8	10
NB0911	9	11
NB1012	10	12
NB1113	11	13
NB1214	12	14
NB1315	13	15
NB1416	14	16
NB1517	15	17
NB1618	16	18
Tech Sheet 10310		

Jubilee® Handy Packs

The most popular sizes of premium brand Jubliee® hose clips, individually boxed and handily packed in their own outer display carton.

Pack consists of ten of each size: 000, M00, 00, 0, 0X,1A,1, 1X, 1M and 2A.

Mild Steel, Zinc Plated

6666
HP100MS
Tech Sheet 10584

stainless steel

304 Stainless Steel

6666
HP100SS

Jubilee® Pocket Packs

Never again be caught out without that essential Jubilee® clip to complete the job. The compact container holds a useful selection of clips for all those necessary hose jointing applications as well as holding nuts and bolt clips for joining small bore hoses and petrol pipes.

Pack consists of four each of 00, 0, 0X, NB0709 and NB1113, and two of each of 1 and 1X.

Mild Steel, Zinc Plated

6666
PPAUTO

Working Temperature: -50°C to +150°C

See data sheet for pack contents

Pocket Pack, 32 Pieces

6666	Material
PP-MS	Mild Steel
PP-SS	304 Stainless Steel
Tech Sheet 60241	

DIN 3017

CLAMPS & HOSE CLIPS

Jubilee® Clip Dispensers

These essential dispensers are easily re-stockable and also carries the extremely useful Flexidriver tool for easy adjustment of Jubliee clips. This can be wall mounted or left free standing.

Contents:

Size	Quantity
000	10
M00	10
00	10
0	10
0X	10
1A	10
1	10
1X	10
1M	10
2A	10
Jubilee Flexidriver®	3

Mild Steel, Zinc Plated

6666
CD-100MS

stainless steel

304 Stainless Steel

6666
CD-100SS

Jubilee® Workshop Pack

- Assorted Jubilee mild steel clips in a plastic re-usable box

Contents:

Size	Quantity
000	24
M00	32
00	28
0	13
0X	14
1A	12
1	13
1X	7

Mild Steel

6666
HCP143
Tech Sheet 1938

stainless steel

304 Stainless Steel

6666
HCP143SS
Tech Sheet 1938

stainless steel

316 Stainless Steel

6666
HCP143SS316
Tech Sheet 1938

Jubilee® Junior Assortment Pack

- 165 Assorted nut and bolt clips (for use on small bore hoses) in a plastic re-usable box

Contents:

Size	Quantity
07-09mm	25
08-10mm	25
09-11mm	25
10-12mm	30
11-13mm	30
12-14mm	30

Mild Steel

6666
JA165
Tech Sheet 1938

stainless steel

304 Stainless Steel

6666
JA165SS
Tech Sheet 1938

CLAMPS & HOSE CLIPS

Jubilee® Superclamps

Jubilee® Superclamps are manufactured in mild steel zinc plated, all 304 stainless and all 316 stainless steel and the later are predominantly suitable for applications where high corrosion resistance is required. These powerful clamps are ideal for marine and offshore oil and gas applications, as well as the food and chemical industries.

These clamps can also be used in place of SAE J1508 type TB or T-Bolt style clamps.

Superclamps are particularly suitable for delivery and suction hoses requiring a very tight seal and agricultural applications, waste water extraction, mining, quarrying or in other sectors where a heavy-duty clamp is required.

- Single nut adjustment
- Smooth band protects hose
- Bridge piece ensures 360° seal
- Solid trunion maximises torque
- Assembly by manual or automatic tools
- Chromium VI free finish on all materials

Mild Steel, Zinc Plated

6666	Min Size mm	Max Size mm
JSC19	17	19
JSC22	20	22
JSC25	23	25
JSC28	26	28
JSC31	29	31
JSC35	32	35
JSC39	36	39
JSC43	40	43
JSC47	44	47
JSC51	48	51
JSC55	52	55
JSC59	56	59
JSC63	60	63
JSC67	64	67
JSC73	68	73
JSC79	74	79
JSC85	80	85
JSC91	86	91
JSC97	92	97
JSC103	98	103
JSC112	104	112
JSC121	113	121
JSC130	122	130
JSC139	131	139
JSC148	140	148
JSC161	149	161
JSC174	162	174
JSC187	175	187
JSC200	188	200
JSC226	214	226
JSC239	227	239
Tech Sheet 590		

stainless steel

304 Stainless Steel

6666	Min Size mm	Max Size mm
JSC19SS304	17	19
JSC22SS304	20	22
JSC25SS304	23	25
JSC28SS304	26	28
JSC31SS304	29	31
JSC35SS304	32	35
JSC39SS304	36	39
JSC43SS304	40	43
JSC47SS304	44	47
JSC51SS304	48	51
JSC55SS304	52	55
JSC59SS304	56	59
JSC63SS304	60	63
JSC67SS304	64	67
JSC73SS304	68	73
JSC79SS304	74	79
JSC85SS304	80	85
JSC91SS304	86	91
JSC97SS304	92	97
JSC103SS304	98	103
JSC112SS304	104	112
JSC121SS304	113	121
JSC130SS304	122	130
JSC139SS304	131	139
JSC148SS304	140	148
JSC161SS304	149	161
JSC174SS304	162	174
JSC187SS304	175	187
JSC200SS304	188	200
JSC213SS304	201	213
JSC226SS304	214	226
JSC239SS304	227	239
Tech Sheet 590		

stainless steel

316 Stainless Steel

6666	Min Size mm	Max Size mm
JSC19SS316	17	19
JSC22SS316	20	22
JSC25SS316	23	25
JSC28SS316	26	28
JSC31SS316	29	31
JSC35SS316	32	35
JSC39SS316	36	39
JSC43SS316	40	43
JSC47SS316	44	47
JSC51SS316	48	51
JSC55SS316	52	55
JSC59SS316	56	59
JSC63SS316	60	63
JSC67SS316	64	67
JSC73SS316	68	73
JSC79SS316	74	79
JSC85SS316	80	85
JSC91SS316	86	91
JSC97SS316	92	97
JSC103SS316	98	103
JSC112SS316	104	112
JSC121SS316	113	121
JSC130SS316	122	130
JSC139SS316	131	139
JSC148SS316	140	148
JSC161SS316	149	161
JSC174SS316	162	174
JSC187SS316	175	187
JSC213SS316	201	213
JSC226SS316	214	226
Tech Sheet 590		

JAYMAC Industrial Hose & Accessories



For **Suction Hose** see page **1427**

DIN 3017

SAE INTERNATIONAL

MIKALOR

UK MARKET LEADERS

ASFA HIGH TORQUE
16 mm bandwidth

No PERFORATIONS

Available in W3 / W4

Top PERFORMANCE



SUPRA
heavy duty clamp

LEADERS
IN
INNOVATION
AND
QUALITY

EAR CLIPS

HOSE CLIPS

MIKALOR

Mikalor Hose Clamps & Clips

Mikalor is a leading European manufacturer of hose clamps and clips based in Barcelona, Spain. Famous for the market-leading Supra clamp, Mikalor manufactures an extensive range of DIN 3017 clamps which are IATF 16949 approved for automotive use, DIN 3016 P-clips as well as a growing range of constant tension clamps, spring clips, O-clips etc.

Mikalor was the first company to design and produce heavy-duty hose clamp, and since then the **Super clamp** has gone from strength to strength.

The high strength 8.8 grade steel nut and T-bolt mean that Super can be tightened up hard using many different kinds of tools, while the bevelled edges protect the hose from harm.

The Super clamp is in its element in agricultural applications, waste water extraction, mining, quarrying or in other sectors where a rugged yet competitively priced heavy-duty clamp is required.

Material:

Band and bridge: Stainless Steel X6Cr17 AISI-430

Screw: Qst 34-3 Steel (DIN 1.0213) 8.8 Grade Steel

Finish: Stainless Steel

Super Heavy-duty Clamp

5556	Min Size mm	Max Size mm
SBC1719	17	19
SBC2022	20	22
SBC2325	23	25
SBC2628	26	28
SBC2931	29	31
SBC3235	32	35
SBC3639	36	39
SBC4043	40	43
SBC4447	44	47
SBC4851	48	51
SBC5255	52	55
SBC5659	56	59
SBC6063	60	63
SBC6467	64	67
SBC6873	68	73
SBC7479	74	79
SBC8085	80	85
SBC8691	86	91
SBC9297	92	97
SBC98103	98	103
SBC104112	104	112
SBC113121	113	121
SBC122130	122	130
SBC131139	131	139
SBC140148	140	148
SBC149161	149	161
SBC162174	162	174
SBC175187	175	187
SBC188200	188	200
SBC201213	201	213
SBC214226	214	226
SBC227239	227	239
SBC240252	240	252
Tech Sheet 1739		

Due to its revolutionary swivelling bridge, the **Supra Clamp** can be mounted in the most awkward applications without having to remove the hose. It can be opened and fastened again when in place without dislodging any other parts of the clamp, making assembly much easier.

The high-strength bolt, designed and manufactured by **Mikalor** specifically for this clamp, together with the captive nut and spacer system allow you to clamp the most demanding of hose assemblies. This is the clamp of choice for professionals in the industrial hose, automotive and agricultural machinery sectors as well as in all industrial applications where an outstanding and above all reliable heavy-duty clamp is required.

Material:

Band and bridge: Stainless Steel X6Cr17 AISI-430

Screw: Qst 34-3 Steel (DIN 1.0213) 8.8 Grade Steel

Finish: Stainless Steel

Supra Heavy-duty Clamp W2

5556	Min Size mm	Max Size mm
MS1901	17	19
MS1902	19	21
MS1903	21	23
MS1904	23	25
MS1905	25	27
MS1906	27	29
MS1907	29	31
MS1908	31	34
MS1909	34	37
MS1910	37	40
MS1911	40	43
MS1912	43	47
MS1913	47	51
MS1914	51	55
MS1915	55	59
MS1916	59	63
MS1917	63	68
MS1918	68	73
MS1919	73	79
MS1920	79	85
MS1921	85	91
MS1922	91	97
MS1923	97	104
MS1924	104	112

5556	Min Size mm	Max Size mm
MS1925	112	121
MS1926	121	130
MS1927	130	140
MS1928	140	150
MS1929	150	162
MS1930	162	174
MS1931	174	187
MS1932	187	200
MS1933	200	213
MS1934	213	226
MS1935	226	239
MS1936	239	252
MS1937	252	265
MS1938	265	278
MS1939	278	291
MS1940	291	304
MS1941	304	317
MS1942	317	330
MS1943	330	343
MS1944	343	356
MS1945	356	369
MS1946	369	382
MS1947	382	395
MS1948	395	408
Tech Sheet 1740		

Available in the following material qualities:

W2 **AISI 430** STAINLESS STEEL

W4 **AISI 304** STAINLESS STEEL

W5 **AISI 316** STAINLESS STEEL

HOSE CLAMPS

MIKALOR

This top of the range heavy-duty clamp is ideal for marine applications, foodstuff manufacture, pharmaceutical and petrochemical industries and other applications where AISI 316 stainless steel fittings are required

Supra Heavy-duty Clamp W4

Material:
Band and bridge: Stainless Steel X5CrNI 18010 AISI-304
Screw: AISI-304 Stainless Steel
Finish: Stainless Steel

stainless steel

5556	Min Size mm	Max Size mm
SS1301	17	19
SS1302	19	21
SS1303	21	23
SS1304	23	25
SS1305	25	27
SS1306	27	29
SS1307	29	31
SS1308	31	34
SS1309	34	37
SS1310	37	40
SS1311	40	43
SS1312	43	47
SS1313	47	51
SS1314	51	55
SS1315	55	59
SS1316	59	63
SS1317	63	68
SS1318	68	73
SS1319	73	79
SS1320	79	85
SS1321	85	91
SS1322	91	97
SS1323	97	104
SS1324	104	112

5556	Min Size mm	Max Size mm
SS1325	112	121
SS1326	121	130
SS1327	130	140
SS1328	140	150
SS1329	150	162
SS1330	162	174
SS1331	174	187
SS1332	187	200
SS1333	200	213
SS1334	213	226
SS1335	226	239
SS1336	239	252
SS1337	252	265
SS1338	265	278
SS1339	278	291
SS1340	291	304
SS1341	304	317
SS1342	317	330
SS1343	330	343
SS1344	343	356
SS1345	356	369
SS1346	369	382
SS1347	382	395
SS1348	395	408

Tech Sheet 1741

Supra Heavy-duty Clamp W5

Material:
Band and bridge:
Stainless Steel X5CrNI
MO 1712 AISI-316
Screw:
Stainless Steel
AISI-316 Cu
Finish: Stainless Steel

5556	Min Size mm	Max Size mm
03013614	17	19
03013622	19	21
03013630	21	23
03013649	23	25
03013657	25	27
03013665	27	29
03013673	29	31
03013681	31	34
03013690	34	37
03013702	37	40
03013710	40	43
03013729	43	47
03013737	47	51
03013745	47	51
03013753	55	59
03013761	59	63
03013770	63	68
03013788	68	73
03013796	73	79
03013809	79	85
03013817	85	91
03013825	91	97
03013833	97	104
03013841	104	112
03013850	112	121
03013868	121	130
03013876	130	140
03013884	140	150
03013892	150	162
03013905	162	174
03013913	174	187
03013921	187	200
03013930	200	213
03013948	213	226
03013956	226	239
03013964	239	252
03013971	252	265
03013981	265	278
03013982	278	291
03013983	291	304
03013984	304	317
03013985	317	330
03013986	330	343
03013991	343	356
03013992	356	369
03013993	369	382
03013994	382	395
03013995	395	408

FT PRO®

For **Automotive Tubing**
see page **910**

Available in the following material qualities:

W2	W4	W5
AISI 430 STAINLESS STEEL	**AISI 304** STAINLESS STEEL	**AISI 316** STAINLESS STEEL

HOSE CLIPS

MIKALOR

Supra Constant Tension Heavy-duty Clamp

The hose clamp that adapts itself to variations of pressure and temperature.

The Supra CT clamp incorporates a bespoke bolt and a series of conical washers to the already outstanding Supra clamp. This specialized version of the Supra clamp is used in applications subject to vibration and/or great variations in temperature which can cause the spring washer system, the Supra CT maintains constant pressure around the hose despite variations in temperature or vibration.

This clamp is generally fitted in combustion engines in construction machinery, trucks, tractors, buses, marine engines, military vehicles and diesel-powered generators. The bevelled edges protect the hose from damage.

Supra CT

Material:

Band and bridge:
Stainless Steel X8Cr17 AISI-430

Screw: 8.8 Grade Steel

Washers and Trunnions:
Stainless Steel AISI-304

Finish: Stainless Steel

Supra Constant Tension Heavy-duty Clamp W2

5556	Min Size mm	Max Size mm
CT0302021-4	43	47
CT0302023-0	51	55
CT0302025-7	59	63
CT0302029-0	79	85
CT0302030-2	85	91
CT0302031-0	91	97
CT0302034-5	112	121
Tech Sheet 1742		

Other sizes available on request

Available in the following material qualities:

W2 — **AISI 430** STAINLESS STEEL

W4 — **AISI 304** STAINLESS STEEL

W5 — **AISI 316** STAINLESS STEEL

HOSE CLIPS

MIKALOR new product

Supra 2-Bolt Range

The **SUPRA 2-bolt** heavy-duty clamp is an ideal solution for applications where increased performance and improved distribution of radial forces around the circumference of the band are required.

To ensure maximum clamping force, our bolts are manufactured in-house by **Mikalor** with an exclusively designed the outer hexagonal head, which guarantees the highest clamping force on the market.

The bevelled band edges avoid damage to the hose, making Supra safe and reliable to use.

This 2-bolt version of the Supra clamp is recommended for applications with an outer diameter (OD) over 270mm for use in sectors such as oil and gas, marine, agriculture, foodstuffs, hydraulics and chemicals, amongst others.

2 Bolt Supra Heavy-duty Hose Clamps W2

5556	Min Size mm	Max Size mm
03170001	270	280
03170003	280	290
03170005	285	295
03170007	315	325
03170009	345	355
03170011	370	385
03170013	395	410
03170015	420	435
03170017	445	460
03170019	470	485
03170021	495	510
03170023	520	535
03170025	545	560
03170027	570	585
03170029	595	610
03170031	620	635
03170033	650	665
03170035	680	695
03170037	715	730
03170039	740	755
03170041	765	780
03170043	790	805
03170045	820	835

Tech Sheet 17125

Supra, W4

2 Bolt Supra Heavy-duty Hose Clamps W4

5556	Min Size mm	Max Size mm
03180001	270	280
03180003	280	290
03180005	285	295
03180007	315	325
03180009	345	355
03180011	370	385
03180013	395	410
03180015	420	435
03180017	445	460
03180019	470	485
03180021	495	510
03180023	520	535
03180025	545	560
03180027	570	585
03180029	595	610
03180031	620	635
03180033	650	665
03180035	680	695
03180037	715	730
03180039	740	755
03180041	765	780
03180043	790	805
03180045	820	835

Supra, W5

2 Bolt Supra Heavy-duty Hose Clamps W5

5556	Min Size mm	Max Size mm
03190001	270	280
03190003	280	290
03190005	285	295
03190007	315	325
03190009	345	355
03190011	370	385
03190013	395	410
03190015	420	435
03190017	445	460
03190019	470	485
03190021	495	510
03190023	520	535
03190025	545	560
03190027	570	585
03190029	595	610
03190031	620	635
03190033	650	665
03190035	680	695
03190037	715	730
03190039	740	755
03190041	765	780
03190043	790	805
03190045	820	835

Available in the following material qualities:

W2	W4	W5
AISI 430 STAINLESS STEEL	**AISI 304** STAINLESS STEEL	**AISI 316** STAINLESS STEEL

FT PRO®



For **Heavy-duty Agricultural Water Hose** see page **1422**

HOSE CLIPS

MIKALOR

The Mikalor ASFA Worm-drive Clip Range

The **Mikalor DIN 3017 ASFA worm-drive clip range** is manufactured in material qualities ranging from W1 (zinc-plated mild steel) up to W5 (AISI 316 stainless steel) and in band widths ranging from 7mm up to 16mm. The range includes ASFA-CT constant tension clips with a spring insert and a also a black version with a Delta-Seal surface treatment. For extreme applications ASFA is also available in titanium with a PTFE surface treatment. The entire ASFA range is manufactured according to IATF 16949 and is fully compliant with the requirements of the automotive sector.

ASFA LW2 Worm-drive Clip

Material:
Band and Housing: Stainless Steel (AISI 430)
Screw: Steel Qst 36-3 (DIN 1.0214)
Finish:
Band and Housing: Stainless Steel
Screw: Grey-White Cr3 Zinc-Plated

430 Stainless Steel, 9mm Band Width

5556	Min Size mm	Max Size mm
0301650-8	8	12
0301651-6	8	16
0301652-4	12	22
0301653-2	16	27
0301654-0	20	32
0301655-9	25	40
0301656-7	30	45
0301657-5	32	50
0301658-3	40	60
0301659-1	50	70
0301660-4	60	80
0301661-2	70	90
0301662-0	80	100
0301663-9	90	110
0301667-1	130	150
0301668-0	140	160
Tech Sheet 68770		

ASFA LW4 Worm-drive Clip

Material:
Band and Housing: Stainless Steel X5Cr Ni1810 (AISI 304)
Screw: Stainless Steel (AISI 304)
Finish: Stainless Steel

stainless steel

Stainless Steel, 9mm Band Width

5556	Min Size mm	Max Size mm
0301401-9	8	16
0301402-7	12	22
0301403-5	16	27
0301404-3	20	32
0301405-1	25	40
0301406-0	30	45
0301407-8	32	50
0301408-6	40	60
0301409-4	50	70
0301410-7	60	80
0301411-5	70	90
0301412-3	80	100
0301414-0	90	110
0301415-8	100	120
0301416-6	110	130
0301417-4	120	140
0301418-2	130	150
0301419-0	140	160
Tech Sheet 68184		

ASFA W5 Worm-drive Clip

Material: Stainless Steel AISI 316
Finish: Stainless Steel

stainless steel

316 Stainless Steel, 9mm/12mm Band Width

5556	Min Size mm	Max Size mm
0301575-9	8	16
0301576-7	12	22
0301772-0	16	27
0301750-0	20	32
0301751-9	25	40
0301773-8	30	45
0301752-7	32	50
0301753-5	40	60
0301754-3	50	70
0301755-1	60	80
0301756-0	70	90
0301757-8	80	100
0301758-6	90	110
0301759-4	100	120
0301760-7	110	130
0301761-5	120	140
0301762-3	130	150
0301763-1	140	160
0301764-0	150	170
0301765-8	160	180
0301766-6	170	190
0301767-4	180	200
0301768-2	190	210
0301769-0	200	220
0301770-3	210	230
0301771-1	220	240
Tech Sheet 68185		

Available in W1, W2, W3, W4 and W5

HOSE CLIPS

MIKALOR

ASFA SW1 Worm-drive Clip

Material:
Band and housing: Galvanized Steel (DIN 1.0935)
Screw: Steel Qst 36-3 (DIN 1.0214)
Finish:
Band and housing: Galvanized Steel
Screw: Grey-White Cr3 Zinc-Plated

Galvanised Steel, 12mm Band Width

5556	Min Size mm	Max Size mm
0300900-1	16	27
0300900-2	20	32
0300900-3	25	40
0300900-4	30	45
0300900-5	32	50
0300900-6	40	60
0300900-7	50	70
0300900-8	60	80
0300900-9	70	90
0300901-0	80	100
0300901-1	90	110
0300901-2	100	120
0300901-3	110	130
0300901-4	120	140
0300901-5	130	150
0300901-6	140	160
0300901-7	150	170
0300901-8	160	180
0300901-9	170	190
0300902-0	180	200
0300902-1	190	210
0300902-3	210	230
0300902-4	220	240
Tech Sheet 68183		

ASFA SW4 Worm-drive Clip

Material:
Band and Housing: Stainless Steel X5Cr Ni1810 (AISI 304)
Screw: Stainless Steel (AISI 304)
Finish: Stainless Steel

304 Stainless Steel, 12mm Band Width

5556	Min Size mm	Max Size mm
0301473-0	16	27
0301451-0	20	32
0301452-9	25	40
0301474-8	30	45
0301453-7	32	50
0301454-5	40	60
0301455-3	50	70
0301456-1	60	80
0301457-0	70	90
0301458-8	80	100
0301459-6	90	110
0301460-9	100	120
0301461-7	110	130
0301462-5	120	140
0301463-3	130	150
0301464-1	140	160
0301465-0	150	170
0301466-8	160	180
0301467-6	170	190
0301468-4	180	200
0301469-2	190	210
0301471-3	210	230
0301472-1	220	240
Tech Sheet 68186		

ASFA LW3 Worm-drive Clip (Black Finish)

This clamp is manufactured in AISI 430 with an additional matt-black surface treatment which increases its corrosion resistance. Thanks to the surface treatment, this clamp can be mounted discreetly in any application, making it a favourite in automotive or motorcycle applications.

Screw: AISI 430 stainless steel
Band and Housing: Stainless steel X6Cr-17 (DIN 1.4016) (AISI-430)
Finish: Black

stainless steel

430 Stainless Steel, 9mm Band Width

5556	Min Size mm	Max Size mm
73016011	8	16
73016020	12	22
73016038	16	27
73016046	20	32
73016062	25	40
73016070	30	45
73016089	32	50
73016095	40	60
73016100	50	70
73016118	60	80
Tech Sheet 20467		

FT PRO®

For **Automotive Hose & Tube** see page **1417**

Available in W1, W2, W3, W4 and W5

HOSE CLIPS

MIKALOR new product

ASFA SW3 Constant Tension Worm-drive Clips

12mm band width **Constant Tension worm-drive clips** are designed to be used primarily in the automotive sector. The main advantage of this clip over the standard Mikalor worm drive is to be found in the spring-loaded insert, fitted on a semi-circular support to the inside of the band.

The use of this spring-loaded insert guarantees constant pressure around the hose and the optimum performance of the clamp in case of variations in temperature, pressure or vibration. For this reason, constant tension worm-drive clips are used mainly with tubes or hoses carrying hot air or on engine refrigeration systems, as clamps used in these applications are subject to expansion and contraction due to frequent changes in temperature. ASFA CT worm-drive clips are manufactured entirely from stainless steel, thereby ensuring good corrosion resistance.

W3 S-Band Constant Tension Worm-drive Clips

Material: AISI-430 Stainless Steel
Spring-loaded insert: AISI-410 Stainless Steel
Finish: Stainless Steel

stainless steel

5556	Min Size mm	Max Size mm
03017800	16	27
03017818	20	32
03017834	30	45
03017842	32	50
03017850	40	60
03017869	50	70
03017877	60	80
03017885	70	90
03017893	80	100
03017906	90	110
03017914	100	120
03017922	110	130

Tech Sheet 20096

ASFA High-Torque (16 mm) Hose Clamp

Mikalor High-Torque Clamps were designed to guarantee maximum performance in the most demanding applications. Thanks to the use of an M8 screw and the choice of 16mm bandwidth, torque values can be applied which are far higher than those used with the standard ASFA range, thereby ensuring perfect performance in high-pressure applications.

The High-Torque clamp is particularly popular in industrial and automotive applications due to its outstanding performance. The perfectly rounded bevelled band edges avoid the clamp cutting into or damaging the hose.

Material:
Band and Housing: Stainless Steel X6Cr17 (AISI 430)
Screw: Stainless Steel (AISI 304 CU)
Finish: Stainless Steel

ASFA High-Torque W3 Worm-drive Hose Clip

5556	Min Size mm	Max Size mm
03066001	25	45
03066002	32	54
03066003	45	67
03066004	57	79
03066005	70	92
03066006	83	105
03066007	95	118
03066008	108	130
03066009	121	143
03066010	133	156
03066011	146	168
03066012	159	181
03066013	172	194
03066014	184	206
03066015	197	219
03066016	210	232

High Torque Worm-drive Clips

High Torque Worm-drive Hose Clip W4

5556	Min Size mm	Max Size mm
03067001	25	45
03067002	32	54
03067003	45	67
03067004	57	79
03067005	70	92
03067006	83	105
03067007	95	118
03067008	108	130
03067009	121	143
03067010	133	156
03067011	146	168
03067012	159	181
03067013	172	194
03067014	184	206
03067015	197	219
03067016	210	232

Worm-drive Accessories

Safety Collars

5556	Colour
02170371	Red
02170380	Blue

Safety Cap

5556	Size mm	Colour
02170401	9mm	Red
02170411	9mm	Blue
02170441	12mm	Red
02170451	12mm	Blue

Available in W1, W2, W3, W4 and W5

HOSE CLIPS

MIKALOR new product

Assortment Box

- Includes No.7 flexible screwdrive .

Contents (ASFA-L):

Size	Quantity	Size	Quantity
8-16mm	20	16-27mm	20
12-22mm	20	20-32mm	15
16-27mm	20	25-40mm	15
20-32mm	20	30-45mm	10
25-40mm	15	32-50mm	8
32-50mm	10	40-60mm	5
40-60mm	5		

ASFA Worm-drive Assortment Boxes

5556	Description	Kit Quantity
03503201	ASFA-L W1	110
03503211	ASFA-L W2	110
03503221	ASFA-L W4	110
03503231	ASFA-S W1	73
03503241	ASFA-S W2	73
03503251	ASFA-S W4	73
03503261	ASFA-S W5	73

- Includes clamping pliers.

Contents:

Size	Quantity	Size	Quantity
5-7mm	50	15-18mm	50
7-9mm	50	17-20mm	30
9-11mm	50	20-23mm	25
11-13mm	50	22-25mm	20
13-15mm	50		

Ear Clips

5556	Description
03503116	Assortment 2-Ear Clip W1
03503124	Assortment 2-Ear Clip W4

Contents (W1):

Size	Quantity
6/15	12
8/15	10
10/15	10
12/15	8
14/15	6
15/15	6
16/15	6
20/15	4

Contents (W4):

Size	Quantity
6/15	12
8/15	10
10/15	10
12/15	8
14/15	8
15/15	6
16/15	6
18/15	4

P Clips

5556	Description
03503271	Assortment DIN 3016 P-Clip W1 (62 Pieces)
03503281	Assortment DIN 3016 P-Clip W4 (64 Pieces)

Available in W1 and W4

Tools

Pliers

5556	Description
03011096	Side-Closing Ear Clip Pliers
03011088	Front-Closing Ear Clip Pliers

The 7mm hex-socket flexidriver is ideal for tightening Mikalor ASFA Clamps.

7mm Hex-Socket Flexidriver

5556
03091036

CLIP PACKS

Hi-Grip Mild Steel Assorted Pack

- Size ranging from 12mm up to 50mm

135 Assorted, Mild Steel Zinc Plated Clips

5557
HGZAB1

Hi-Grip Stainless Steel Assorted Pack

- Size ranging from 12mm up to 50mm

stainless steel

135 Assorted, 18/8 Marine, Quality BS304 Stainless Steel Clips

5557
HGSAB1

Zinc Plated Mini Clips Assorted Pack

- **Diameter Ranges:** 7mm-9mm, 8mm-10mm, 9mm-11mm, 10mm-12mm, 11mm-13mm, 12mm-14mm, 13mm-15mm, 14mm-16mm, 15mm-17mm, 16-18mm

157 Assorted, Zinc Plated Mini Clips

5557
MCZAB1

Flexible Driver

Purpose made for all HI-GRIP hose clips with stainless steel shaft and socket.

5557
DHG2BG

T-Bar Driver

Suitable for all HI-TORQUE fittings

5557
DHT3BG

COUNTER DISPENSERS

These new counter dispensers are an ideal point of sale unit for the Automotive, Food, Pharmaceutical and Industrial markets.

Hi-Grip, Zinc Plated

100 Clips sizes:
12mm - 50mm x 10
1 x Flexible Driver

100 Clip Dispenser

5557
DISPKZ1

160 Clips sizes:
12mm - 100mm x 10
1 x Flexible Driver

160 Clip Dispenser

5557
DISPKZ2

Hi-Grip, Stainless Steel

100 Clips sizes:
12mm - 50mm x 10
1 x Flexible Driver

stainless steel

100 Clip Dispenser

5557
DISPKS1

160 Clips sizes:
12mm - 100mm x 10
1 x Flexible Driver

stainless steel

160 Clip Dispenser

5557
DISPKS2

WORM DRIVE HOSE CLAMPS

Hi-Torque Heavy-duty

Material:
Band and Housing BS304, Screw Hardened to BS410.
Hi-Torque 18/8 Marine available upon request.

stainless steel

5557	Min Size mm	Max Size mm
HT27	20	27
HT30	20	30
HT35	20	35
HT40	25	40
HT45	25	45
HT50	30	50
HT60	40	60
HT65	45	65
HT70	50	70
HT80	60	80
HT90	70	90
HT95	75	95
HT100	80	100
HT120	90	120
HT140	110	140
HT160	130	160
HT180	150	180
HT200	170	200
HT220	190	220
HT240	210	240
HT260	230	260
HT280	250	280
HT320	290	320
HT340	310	340
HT360	330	360
HT380	350	380
HT400	370	400
HT420	390	420
HT440	410	440
HT460	430	460
HT480	450	480
HT500	470	500

Hi-Grip Worm-drive Hose Clip

Material:
Mild Steel, Zinc Plated.

Wing Screw to BS5315

5557	Min Size mm	Max Size mm
510-12	9.5	12
510-16	11	16
510-20	13	20
510-22	14	22
510-25	17	25
510-30	22	30
510-35	25	35
510-40	30	40
510-45	35	45
510-50	35	50
510-55	40	55
510-60	45	60
510-80	60	80

Hi-Grip WDHC

Hi-Grip Mild Steel

5557	Min Size mm	Max Size mm
WDHC000	9.5	12
WDHCM00	11	16
WDHC00	13	20
WDHC0	14	22
WDHC0X	17	25
WDHC1A	22	30
WDHC1	25	35
WDHC1X	30	40
WDHC45	35	45
WDHC2A	35	50
WDHC2	40	55
WDHC2X	45	60
WDHC3	50	70
WDHC3X	60	80
WDHC4	70	90
WDHC4X	80	100
WDHC5	90	120
WDHC6	110	140
WDHC7	130	160
WDHC8	150	180
WDHC200	170	200
WDHC220	190	220
WDHC240	210	240
WDHC260	230	260
WDHC280	250	280
WDHC300	270	300

stainless steel

Hi-Grip Stainless Steel

5557	Min Size mm	Max Size mm
WDHC000-SS	9.5	12
WDHCM00-SS	11	16
WDHC00-SS	13	20
WDHC0-SS	14	22
WDHC0X-SS	17	25
WDHC1A-SS	22	30
WDHC1-SS	25	35
WDHC1X-SS	30	40
WDHC45-SS	35	45
WDHC2A-SS	35	50
WDHC2-SS	40	55
WDHC2X-SS	45	60
WDHC3-SS	50	70
WDHC3X-SS	60	80
WDHC4-SS	70	90
WDHC4X-SS	80	100
WDHC5-SS	90	120
WDHC6-SS	110	140
WDHC7-SS	130	160
WDHC180-SS	150	180
WDHC200-SS	170	200
WDHC220-SS	190	220
WDHC240-SS	210	240
WDHC260-SS	230	260

FT PRO

For **Hi-Vis Air & Water RPVC Hose** see page **1408**

CLAMPS & HOSE CLIPS

A World Leader in the design & supply of sealing, connecting & clamping solutions.

High performance products specified by the world's leading manufacturers for all their hose, tube and pipe applications.

- Specially designed for the perfect seal
- Quality Assured engineering and manufacture to ISO 9002, QS 9000 and ISO 14001.
- Over 3 million parts produced EVERY day allows us to give the customer exceptional value.

NORMA® Hose Clips

- Top Sealing Performance through its Unique Design

Mild Steel Alu-Zinc Plated

7777	Min Size mm	Max Size mm	Band Width mm
NOR-000	8	12	9
NOR-M00	10	16	9
NOR-00	12	22	9
NOR-0	16	27	12
NOR-1A	20	32	12
NOR-1	25	40	12
NOR-2A	35	50	12
NOR-2	40	60	12
NOR-2X	40	60	12
NOR-3	50	70	12
NOR-3X	60	80	12
NOR-4	70	90	12
NOR-4X	80	100	12
NOR-5	90	110	12

- Top Sealing Performance through its Unique Design

stainless steel

All Stainless Steel

7777	Min Size mm	Max Size mm	Band Width mm
NOR-SS-75-12	8	12	7.5
NOR-SS-75-16	10	16	7.5
NOR-SS-75-18	12	18	7.5
NOR-SS-000	8	16	9
NOR-SS-M00	8	16	9
NOR-SS-00	12	22	9
NOR-SS-0	16	27	12
NOR-SS-1A	20	32	12
NOR-SS-1	25	40	12
NOR-SS-1X	25	40	12
NOR-SS-2A	32	50	12
NOR-SS-2	40	60	12
NOR-SS-2X	40	60	12
NOR-SS-3	50	70	12
NOR-SS-3X	60	80	12
NOR-SS-4	70	90	12
NOR-SS-4X	80	100	12
NOR-SS-5	90	110	12

NORMA® High Torque Hose Clips

- Recommended Tightening Torque 17 Nm (150lb in)

stainless steel

All Stainless Steel, 16mm Band Width

7777	Min Size mm	Max Size mm
NOR-HD45	25	45
NOR-HD54	32	54
NOR-HD67	45	67
NOR-HD79	57	79
NOR-HD92	70	92
NOR-HD118	95	118
NOR-HD130	108	130
NOR-HD143	121	143
NOR-HD168	146	168
NOR-HD181	159	181
NOR-HD194	172	194

WRAS APPROVED PRODUCT

For **Polyethylene Pipe Insulation** see page **1215**

NORMA® Clamp GBS M Heavy-duty Clamp

- Up to 70% higher band tension than leading competitor
- Wide clamping range 17mm to 252mm
- Environmentally friendly - Chrome VI Free
- Mechanically locked so no spot weld weakness
- Rounded band edges for hose protection
- DIN 3017 Accredited

Clamps Supplied in W2 Material

7777	Min Size mm	Max Size mm
NOR-05917182018	17	19
NOR-05917182020	19	21
NOR-05917182022	21	23
NOR-05917182024	23	25
NOR-05917182026	25	27
NOR-05917182028	27	29
NOR-05917182030	29	31
NOR-05917182033	31	34
NOR-05917182036	34	37
NOR-05917182039	37	40
NOR-05917182042	40	43
NOR-05917202045	43	47
NOR-05917202049	47	51
NOR-05917202053	51	55
NOR-05917202057	55	59
NOR-05917202061	59	63
NOR-05917202066	63	68
NOR-05917252071	68	73
NOR-05917252076	73	79
NOR-05917252082	79	85
NOR-05917252088	85	91
NOR-05917252094	91	97
NOR-05917252101	97	104
NOR-05917252108	104	112
NOR-05917252117	112	121
NOR-05917252126	121	130
NOR-05917302135	130	140
NOR-05917302145	140	150
NOR-05917302156	150	162
NOR-05917302168	162	174
NOR-05917302181	174	187
NOR-05917302194	187	200
NOR-05917302207	200	213
NOR-05917302220	213	226
NOR-05917302233	226	239
NOR-05917302246	239	252

NORMA® Hose Clamps & Clips

Normaclamp Worm-drive Quick Lock W2B

7777	Clamp Range mm
8156120050	32-50
8156120060	40-60
8156120145	60-145
8156120170	60-170
8156120270	60-270
8156120325	60-325
8156120380	60-380
8156130135	60-135

NORMA® Quick Assembly 1 Piece Cobra Hose Clips

- Low Profile, Easy Fit Hose Clip

stainless steel

Stainless Steel

7777	To Suit Hose OD mm	Band Width mm
NOR-COBRA75	7.5	7
NOR-COBRA8	8	7
NOR-COBRA9	9	7
NOR-COBRA10	10	7
NOR-COBRA105	10.5	7
NOR-COBRA11	11	7
NOR-COBRA115	11.5	7
NOR-COBRA12	12	8
NOR-COBRA13	13	8
NOR-COBRA14	14	8
NOR-COBRA15	15	8
NOR-COBRA16	16	8
NOR-COBRA17	17	8
NOR-COBRA18	18	8
NOR-COBRA19	19	8
NOR-COBRA20	20	8
NOR-COBRA21	21	8
NOR-COBRA24	24	8
NOR-COBRA26	26	8
NOR-COBRA27	27	8
NOR-COBRA28	28	8
NOR-COBRA29	29	8

Cobra Clip Hand Tool

7777
1108420000

FT PRO®

For **Jointing Compounds & Sealants** see page **1391**

O CLIPS

O Clips

Mild Steel

5559	Nominal Size	Min Size mm	Max Size mm
NO5-7	1/4"	5	7
NO7-9	5/16"	7	9
NO9-11	7/16"	9	11
NO9-12	7/16"	9	12
NO11-13	1/2"	11	13
NO13-15	9/16"	13	15
NO14-17	19/32"	14	17
NO15-18	5/8"	15	18
NO17-20	3/4"	17	20
NO19-22	13/16"	19	21
NO20-23	7/8"	20	23
NO22-25	15/16"	22	25
NO23-27	1"	23	27
NO25-28	1.1/16"	25	28
NO28-31	1.3/16"	28	31
NO31-34	1.5/16"	31	34
NO34-37	1.7/16"	34	37
NO37-40	1.1/2"	37	40
NO40-43	1.5/8"	40	43

Tech Sheet 588

Assorted Kits

Contents:

Size	Quantity
9-11mm	34
11-13mm	26
13-15mm	18
14-17mm	14
15-18mm	24
17-20mm	20
18-21mm	20
22-25mm	12
Pincers	1

O Clips

5559	Material
OC-KIT-MS	Mild Steel

Tech Sheet 20468

Single Ear O Clips

Mild Steel

5559	Min Size mm	Max Size mm
2019-1080	7	9
2019-1084	8	10
2019-1093	11	13
2019-1094	12	14
2019-1096	14	16
2019-1098	16	18

Snap Clip, Acetal

0497	Min Size mm	Max Size mm
PC8-10	8	10
PC10-12	10	12
PC11-13	11	13
PC13-15	13	15
PC14-16	14	16
PC15-17	15	17
PC16-18	16	18
PC17-19	17	19
PC18-20	18	20
PC21-23	21	23
PC23-25	23	25
PC26-28	26	28
PC30-32	30	32

O Clip Pliers

5555
OP1

Clip Tools

6666	Function
P1099	Side Closing

Single Ear Hose Clamp

stainless steel

Stainless Steel, 5mm Band Width

5555	Min Size mm	Max Size mm
SEHC6.5	5	6.5
SEHC7	5.8	7
SEHC8	6.8	8
SEHC8.7	7	8.7
SEHC9.5	7.8	9.5
SEHC10.5	8.8	10.5

Tech Sheet 20411

Stainless Steel, 7mm Band Width

5555	Min Size mm	Max Size mm
SEHC11.3	9.6	11.3
SEHC11.9	10.2	11.9
SEHC12.3	10.6	12.3
SEHC13.3	10.8	13.3
SEHC14	11.5	14
SEHC14.5	12	14.5
SEHC15.3	12.8	15.3
SEHC16.2	13.7	16.2
SEHC17.5	15	17.5
SEHC18.5	15.3	18.5
SEHC19.2	16	19.2
SEHC22.6	19.4	22.6
SEHC23.5	20.4	23.6
SEHC24.1	20.9	24.1
SEHC27.1	23.9	27.1
SEHC32.1	28.9	32.1
SEHC34.6	31.4	34.6
SEHC41	37.8	41
SEHC42.5	39.3	42.5
SEHC44	40.8	44
SEHC51.5	48.3	51.5
SEHC63.5	60.3	63.5

Tech Sheet 20412

HOSE CLAMPS

MIKALOR

Mikalor O Clips

The use of one ear clips is an economical solution for many simple hose assemblies carrying air or fluids. They are ideal for use with simple hose assemblies which do not require high clamping force. The practical design of ear clips means that they are easy, fast and safe to mount. They are also tamper-proof once mounted. The edges are rounded to avoid damage to the hose.

Steel, Zinc Plated, 1 Ear

5556	Min Size mm	Max Size mm
03012072	8	10
03012013	9	11
03012021	10	12
03012030	11	12
03012048	12	14
03012056	14	16
03012064	16	18.5
Tech Sheet 1743		

stainless steel

Stainless Steel, 1 Ear

5556	Min Size mm	Max Size mm
23012440	7	9
23012087	8	10
23012010	9	11
23012028	10	12
23012036	11	13
23012044	12	14
23012079	12	15
23012052	14	16
23012458	15	17
23012060	16	18
23012423	17	19
23012431	18	20
Tech Sheet 1744		

The use of two ear clips is an economical solution for leaktight, simple hose assemblies on hoses transporting air, gas or other fluids

The two ears give the clip extra grip and help to maintain constant pressure around the hose. The edges are rounded to avoid damage to the hose and the assembly of this clamp is fast, safe and easy. The clamping range is greater than the one ear clip, meaning that the two-ear clip can be used on larger bore hoses. The practical design of two ear clips means that they clamp firmly onto the assembly and are tamper proof once mounted.

Steel, Zinc Plated, 2 Ear

5556	Min Size mm	Max Size mm
03012101	5	7
03012110	7	9
03012128	9	11
03012136	11	12
03012144	13	15
03012152	14	17
03012160	15	18
03012179	17	20
03012187	18	21
03012195	20	23
03012208	22	25
03012216	23	27
03012224	25	28
03012232	28	31
03012240	31	34
03012259	34	37
03012267	37	40
03012275	40	43
03012283	43	46
Tech Sheet 1743		

stainless steel

Stainless Steel, 2 Ear

5556	Min Size mm	Max Size mm
23012108	5	7
23012116	7	9
23012124	9	11
23012132	11	13
23012140	12	15
23012159	14	17
23012167	15	18
23012175	17	20
23012183	18	21
23012191	20	23
23012204	22	25
Tech Sheet 1744		

Mikalor O Clips with Stainless Steel Inner Ring

The fact that these clamps are used on very small-bore hoses means that the material of the tube or hose can sometimes be very flexible, making it more difficul to ensure a leaktight assembly due to the possible deformation of the hose. In these cases, the inner-ring is key in helping to guarantee leaktightness as well as protecting the hose from being pinched during assembly.

Steel, Zinc Plated, 1 Ear

5556	Min Size mm	Max Size mm
03011010	7.5	9.5
03011029	8.5	10.5
03011037	9.5	11.5
03011045	10.4	12.4
03011053	11.4	13.4
03011061	13.4	15.4
03011070	15.4	17.4
Tech Sheet 1745		

stainless steel

Stainless Steel, 1 Ear

5556	Min Size mm	Max Size mm
23012300	6.5	8.5
23012319	8.2	9.5
23012327	8.5	10.4
23012335	9.5	11.4
23012343	10.4	12.4
23012351	11.4	13.4
23012360	12.4	14.4
23012378	13.4	15.4
23012386	14.4	16.4
23012394	15.4	17.4
23012407	16.4	18.4
23012415	17.4	19.4
Tech Sheet 1745		

Available in W1 and W4

O CLIPS

2 Ear Clamp

Steel Zinc Plated DIN 1.0338

5562	Min Size mm	Max Size mm
OET0041	3.1	4.1
OET0045	3.5	4.5
OET0305	3	5
OET0507	5	7
OET0709	7	9
OET0811	8	11
OET0911	9	11
OET1113	11	13
OET1315	13	15
OET1517	15	17
OET1518	15	18
OET1619	16	19
OET1720	17	20
OET1922	19	22
OET2023	20	23
OET2225	22	25
OET2327	23	27
OET2528	25	28
OET2731	27	31
OET2831	28	31
OET3134	31	34
OET3437	34	37
OET3740	37	40
OET4043	40	43
Tech Sheet 10445		

Stainless Steel DIN 1.4301

5562	Min Size mm	Max Size mm
0045R	3.5	4.5
0305R	3	5
0507R	5	7
0709R	7	9
0811R	8	11
0911R	9	11
1113R	11	13
1315R	13	15
1517R	15	17
1518R	15	18
1720R	17	20
1922R	19	22
2023R	20	23
2225R	22	25
2327R	23	27
2528R	25	28
2731R	27	31
2831R	28	31
3134R	31	34
3437R	34	37
3740R	37	40
4043R	40	43
4346R	43	46
Tech Sheet 10445		

1 Ear Clamp

308 Stainless Steel DIN 1.4301

5562	Min Size mm	Max Size mm
061R	5.1	6.1
087R	7.5	8.7
090R	7.5	9
095R	8.1	9.5
105R	9.1	10.5
110R	9.3	11
113R	9.6	11.3
120R	10.1	12
128R	10.8	12.8
133R	11.3	13.3
138R	11.8	13.8
140R	12	14
145R	12.5	14.5
150R	13	15
168R	14.6	16.8
175R	15.3	17.5
185R	16.3	18.5
195R	17.2	19.5
200R	17.7	20
207R	17.9	20.7
210R	18.7	21
225R	19.9	22.5
245R	21.7	24.5
307R	27.2	30.7
Tech Sheet 10445		

Oetiker 1-Ear Adjustable Clamps Stainless Steel

8mm Band

5562	Size Range mm
15900007	40.0 - 110.0

FT PRO

For **Thermoplastic SAE 100R7 Hose** see page **13**

O CLIPS

1 Ear Stepless® Clamps, Stainless Steel 1.4301/UNS S30400

Narrow band - Concentrates transmission of clamping force, less weight.

Stepless over 360° - Uniform compression or uniform surface pressure.

Clamp ear - Compensates for component tolerances, adjustable surface pressure

Dimple - Increases clamping force, spring-effect compensates for changes in diameter due to thermal expansion

Burr-free strip edges - Reduced risk of damage to parts being clamped

Band Width 5mm, Thickness 0.5mm

5562	Min Size mm	Max Size mm
16702488	5.3	6.5
16700001	5.8	7
16700002	6.8	8
16700003	7	8.7
16702491	7.3	9
16700004	7.8	9.5
16700005	8.3	10
16700006	8.8	10.5
16702492	9.2	10.9
16700007	9.6	11.3
16700008	10	11.8
Tech Sheet 10445		

Band Width 7mm, Thickness 0.6mm

5562	Min Size mm	Max Size mm
16702951	9.4	11.9
16700009	9.8	12.3
16702493	10.3	12.8
16700010	10.8	13.3
16700011	11.3	13.8
16700012	11.5	14
16702864	11.7	14.2
16700013	12	14.5
16700014	12.3	14.8
16700015	12.8	15.3
16700016	13.2	15.7
16702998	13.5	16
16702494	13.7	16.2
16702495	14.1	16.6
16702496	14.3	16.8
16700017	14.5	17
16702497	15	17.5
16700018	14.6	17.8
16700019	14.8	18
16700020	15.3	18.5
16700110	16	19.2
16702498	16.6	19.8
16700024	17.8	21
16700026	19.4	22.6
16700028	20.3	23.5
16700029	20.9	24.1
16702148	22.4	25.6
16700033	23.9	27.1
16700055	40.8	44
16700037	26.9	30.1
16702993	27.6	30.8
16700040	28.4	31.6

5562	Min Size mm	Max Size mm
16700042	29.9	33.1
16700044	31.4	34.6
16700046	32.9	36.1
16700048	34.4	37.6
16700050	34.9	38.1
16700052	36.4	39.6
16700053	37.8	41
16700054	39.3	42.5
16704055	25.4	28.6
16700055	40.8	44
16700056	42.3	45.5
16700057	43.8	47
16700058	45.3	48.5
16700059	46.8	50
16700061	49.8	53
16700063	52.8	56
16700065	55.8	59
16700067	58.8	62
16700069	61.8	65
16700071	64.8	68
16700073	67.8	71
16700075	70.8	74
16700077	73.8	77
16700079	76.8	80
16700081	79.8	83
16700086	87.3	90.5
16700092	96.3	99.5
16700094	96.3	102.5
Tech Sheet 10445		

FTPRO®



For **Hose Tails**
see pages **1140-1148**

PIPE CLIPS & TOOL CLIPS

P Clips, 12.7mm Band, M6 Fixing Hole

Mild Steel, EPDM Liner

5559	Min Size mm
A980045	4
A980060	6
A980080	8
A980090	9
A980100	10
A980110	11
A980120	12
A980130	13
A980140	14
A980150	15
A980160	16
A980180	18
A980190	19
A980200	20
A980210	21
A980220	22
A980230	23
A980240	24
A980250	25
A980270	27
A980280	28
A980290	29
A980300	30
A980320	32
A980330	33
A980350	35
A980380	38
A980400	40
A980420	42
A980440	44
A980470	47
A980480	48
A980500	50
A980540	54
A980550	55
A980560	56
A980600	60
A980640	64
A980700	70
Tech Sheet 20458	

stainless steel

Stainless Steel, EPDM Liner

5559	Min Size mm
D980050	5
D980060	6
D980080	8
D980090	9
D980100	10
D980120	12
D980130	13
D980140	14
D980160	16
D980180	18
D980200	20
D980210	21
D980220	22
D980250	25
D980280	28
D980300	30
D980320	32
D980340	34
D980380	38
D980400	40
D980440	44
D980480	48
D980500	50
D980520	52
D980550	55
D980560	56
D980570	57
D980600	60
D980660	66
D980700	70
D980800	80
D981000	100
D981100	110
Tech Sheet 20458	

Tool Clips

Narrow Base

5559	Diameter mm
A270060	6
A270120	12
A270160	16
A270200	20
A270250	25
A270280	28
A270320	32
A270380	38
A270450	45
A270500	50
A270630	63
Tech Sheet 20461	

Wide Base

5559	Diameter mm
A280060	6
A280100	10
A280120	12
A280160	16
A280200	20
A280250	25
A280280	28
A280320	32
A280380	38
A280500	50
Tech Sheet 20461	

TOTAL

For **Hand Tools**
see pages **1729-1739**

CLAMPS & HOSE CLIPS

Jubilee® P Clips

Jubilee® P Clips are suitable for retaining pipes, cables and hoses. Jubilee® P Clips are manufactured from a flexible steel or stainless steel one-piece band with an ethylene-propylene-diene monomer (EPDM) rubber liner.

Working Temperature:
-50°C to +150°C

- The band features a stepped design allowing the clip to sit flush with the rubber line . The single-piece construction means there are no joins, which makes the clip very strong.
- The upper hole has an elongated design allowing easy fitting of the clip.

- The rubber liner is manufactured in a corresponding profile to be secure in its position on the clip and ensures a tight fit as well as vibration damping and sound insulation. EPDM rubber offers several advantages over alternatives, such as a wide operating temperature range, resistance to UV (ultraviolet) weathering and resistance to creep.

new product

stainless steel

316 Stainless Steel (W5) EPDM Liner, M6.

6666	OD mm
JPC005SS316	5
JPC006SS316	6
JPC008SS316	8
JPC009SS316	9
JPC010SS316	10
JPC012SS316	12
JPC013SS316	13
JPC014SS316	14
JPC015SS316	15
JPC016SS316	16
JPC017SS316	17
JPC018SS316	18
JPC019SS316	19
JPC020SS316	20
JPC021SS316	21
JPC022SS316	22
JPC025SS316	25
JPC027SS316	27
JPC028SS316	28
JPC029SS316	29
JPC030SS316	30
JPC032SS316	32
JPC035SS316	35
JPC040SS316	40
JPC044SS316	44
JPC048SS316	48
JPC052SS316	52

Quality assurance: DIN3016
Corrosion resistance: 72-hour NSS test
Material: mild steel zinc-plated

Mild Steel Zinc Plated (W1), EPDM Liner, M5

6666	Min Size mm
JPC005MS	5
JPC006MS	6
JPC008MS	8
JPC010MS	10
JPC012MS	12
JPC013MS	13
JPC014MS	14
JPC015MS	15
JPC016MS	16
JPC017MS	17
JPC018MS	18
JPC019MS	19
JPC020MS	20
JPC021MS	21
JPC022MS	22
JPC025MS	25
JPC027MS	27
JPC028MS	28
JPC029MS	29
JPC030MS	30
JPC035MS	35
JPC040MS	40
JPC044MS	44
Tech Sheet 60241	

Quality assurance: DIN3016
Corrosion resistance: 1,000-hour NSS test
Material: 304 stainless steel

stainless steel

304 Stainless Steel (W4), EPDM Liner, M6

6666	Min Size mm
JPC005SS	5
JPC006SS	6
JPC008SS	8
JPC009SS	9
JPC010SS	10
JPC012SS	12
JPC013SS	13
JPC014SS	14
JPC015SS	15
JPC016SS	16
JPC017SS	17
JPC018SS	18
JPC019SS	19
JPC020SS	20
JPC021SS	21
JPC022SS	22
JPC025SS	25
JPC028SS	28
JPC030SS	30
JPC035SS	35
JPC040SS	40
JPC044SS	44
Tech Sheet 60241	

Jubilee® P Clip Kits

Contains 110 x P Clips of the most accepted sizes in a versatile, re-usable plastic container suitable for any challenging environment.

Jubilee® P Clips are manufactured from one piece of steel band with an EPDM rubber liner.

P Clip Kits

6666	Material
JPCK110MS	Mild Steel
JPCK110SS	304 Stainless Steel
Tech Sheet 60243	

CLIPS

M6 P Clips, 12mm Band

Material:
Mild Steel, Zinc Plated.
EPDM Rubber lined.

Mild Steel, Standard Liner

5557	Min size mm
500-05	5
500-06	6
500-08	8
500-09	9
500-10	10
500-12	12
500-13	13
500-16	16
500-19	19
500-21	21
500-22	22
500-25	25
500-28	28
500-29	29
500-32	32
500-35	35
500-40	40
500-44	44
500-48	48
500-52	52
500-56	56
500-60	60
Tech Sheet 589	

Material: Mild Steel, Zinc Plated.
Standard Liner: TPE -30°C to +60°C High temperature rubber liner.
TPE 160: -50°C to +160°C.

Mild Steel, High Temperature Liner

5557	Min Size mm
501-5	5
501-6	6
501-8	8
501-9	9
501-10	10
501-12	12
501-13	13
501-16	16
501-19	19
501-21	21
501-22	22
501-25	25
501-28	28
501-29	29
501-32	32
501-35	35
501-40	40
501-48	48
501-52	52
501-56	56
501-60	60
Tech Sheet 589	

304 Stainless Steel, P Clips, 12mm Band

stainless steel

Stainless Steel, Standard Liner

5557	Min Size mm
500-5SS	5
500-6SS	6
500-8SS	8
500-10SS	10
500-13SS	13
500-16SS	16
500-19SS	19
500-21SS	21
500-22SS	22
500-25SS	25
500-28SS	28
500-29SS	29
500-32SS	32
500-35SS	35
500-40SS	40
500-44SS	44
500-48SS	48
500-52SS	52
500-56SS	56
500-60SS	60
Tech Sheet 589	

Material: 304 (A2) Stainless Steel. High temperature rubber liner.
TPE 160: -50°C to +160°C.

stainless steel

Stainless Steel, High Temperature Liner

5557	Min Size mm
501-6SS	6
501-8SS	8
501-9SS	9
501-10SS	10
501-12SS	12
501-13SS	13
501-16SS	16
501-19SS	19
501-28SS	28
501-32SS	32
501-35SS	35
501-40SS	40
501-60SS	60
Tech Sheet 589	

M10 P Clips, 20mm Band

Material: Mild Steel Zinc Plated.
High temperature rubber liner.
TPE 160: -50°C to +160°C.

Mild Steel Zinc Plated, High Temperature Liner

5557	Min Size mm
601-6	6
601-8	8
601-10	10
601-13	13
601-16	16
601-19	19
601-22	22
601-25	25
601-28	28
601-32	32
601-36	36
601-40	40
601-44	44
601-48	48
601-52	52
Tech Sheet 589	

Material: Stainless Steel (BS304).
High temperature rubber liner.
TPE 160:
-50°C to +160°C.

stainless steel

Stainless Steel, High Temperature Liner

5557	Min Size mm
601-6SS	6
601-8SS	8
601-10SS	10
601-13SS	13
601-16SS	16
601-19SS	19
601-22SS	22
601-25SS	25
601-28SS	28
601-32SS	32
601-36SS	36
601-40SS	40
601-44SS	44
601-48SS	48
601-52SS	52
Tech Sheet 589	

CLIP PACKS

P Clips Mild Steel Assorted Pack

- **Diameters:** 5mm, 6mm, 8mm, 10mm, 13mm, 16mm, 19mm, 21mm, 25mm, 29mm and 35mm

Standard Liner: TPE -30°C to +60°C

104 Assorted, Mild Steel Zinc Plated Clips

5557
PCZRAB1

P Clips Stainless Steel Assorted Pack

- **Diameters:** 5mm, 6mm, 8mm, 10mm, 13mm, 16mm, 19mm, 21mm, 25mm, 29mm and 35mm

Standard Liner: TPE -30°C to +60°C

stainless steel

104 Assorted, 18/8 Marine, Quality BS304 Stainless Steel Clips

5557
PCSRAB1

Assorted Kits

Contents:

Mild Steel

Size	Quantity
4-5mm	10
6mm	10
8mm	7
9mm	7
10mm	6
12mm	3
14mm	3
16mm	3
18mm	2
20mm	2

Stainless Steel

Size	Quantity
5mm	10
6mm	9
8mm	7
9mm	6
10mm	6
12mm	3
14mm	3
16mm	3
18mm	2
20mm	2

P Clips

5559	Material
PCLIP-KIT-MS	Mild Steel
PCLIP-KIT-SS	Stainless Steel
Tech Sheet 20468	

NORMA

For **Pipe Repair Couplings** see page **1557**

CLAMPS & HOSE CLIPS

NORMA® P Type Pipe Clip

- EPDM Rubber Sleeve
- Vibration Damping
- Fixing Hole For M6 Bolt

Mild Steel Alu-Zinc Plated, 12mm Band Width

7777	To Suit Hose OD mm
NOR-RLGUP-5	5
NOR-RLGUP-6	6
NOR-RLGUP-8	8
NOR-RLGUP-9	9
NOR-RLGUP-10	10
NOR-RLGUP-12	12
NOR-RLGUP-13	13
NOR-RLGUP-16	16
NOR-RLGUP-19	19
NOR-RLGUP-22	22
NOR-RLGUP-25	25
NOR-RLGUP-28	28
NOR-RLGUP-29	29
NOR-RLGUP-32	32
NOR-RLGUP-35	35
NOR-RLGUP-40	40
NOR-RLGUP-44	44

NORMA® P Type HD Pipe Clip

Mild Steel Zinc Plated, 15mm Band Width

7777	To Suit Hose OD mm
NOR-RSGUP-6	6
NOR-RSGUP-8	8
NOR-RSGUP-10	10
NOR-RSGUP-12	12
NOR-RSGUP-13	13
NOR-RSGUP-16	16
NOR-RSGUP-19	19
NOR-RSGUP-21	21
NOR-RSGUP-22	22
NOR-RSGUP-25	25
NOR-RSGUP-28	28
NOR-RSGUP-30	30
NOR-RSGUP-32	32
NOR-RSGUP-35	35

Wall Mounted Display Dispenser

Part No.	Min Size	Max Size	Band Width mm	Qty
NOR-OOO	8	12	9	10
NOR-MOO	10	16	9	10
NOR-OO	12	22	9	10
NOR-O	16	27	12	8
NOR-1A	20	32	12	8
NOR-1	25	40	12	8
NOR-2A	35	50	12	8
NOR-2	40	60	12	8
NOR-3	50	70	12	8

With 78 Clips

7777
NOR-8880000080

NORMA® U Type HD Pipe Clip

Mild Steel Zinc Plated, 15mm Band Width

7777	To Suit Hose OD mm
NOR-RSGUU-6	6
NOR-RSGUU-12	12
NOR-RSGUU-13	13
NOR-RSGUU-16	16
NOR-RSGUU-19	19
NOR-RSGUU-21	21
NOR-RSGUU-22	22
NOR-RSGUU-25	25
NOR-RSGUU-28	28
NOR-RSGUU-30	30
NOR-RSGUU-35	35

Box Set Clips

Part No.	Min Size	Max Size	Band Width mm	Qty
NOR-OOO	8	12	9	24
NOR-MOO	10	16	9	22
NOR-OO	12	22	9	24
NOR-OX	16	27	12	24
NOR-1A	20	32	12	10
NOR-1	25	40	12	16

With 120 Clips

7777
NOR-8880000003

METRIC PIPE CLIPS & BACK PLATES

Pipe Clips

Die Cast.

Screw to Wall, Brass

0245	OD mm
EPS-SO15-S	15
EPS-SO22-S	22
EPS-SO28-S	28
EPS-SO35-S	35
EPS-SO42-S	42
EPS-SO54-S	54

Die Cast.

Screw to Wall, Chrome Plated, Brass

0245	OD mm
EPS-SO15CP-S	15
EPS-SO22CP-S	22
EPS-SO28CP-S	28
EPS-SO35CP-S	35
EPS-SO42CP-S	42
EPS-SO54CP-S	54

Pressed Screw-On, Brass

0245	OD mm
EPS-SOPB12-S	12
EPS-SOPB15-S	15
EPS-SOPB22-S	22
EPS-SOPB28-S	28
EPS-SOPB35-S	35

Pressed Screw-On, Chrome Plated

0245	OD mm
EPS-SOPB15CP-S	15
EPS-SOPB22CP-S	22
EPS-SOPB28CP-S	28
EPS-SOPB35CP-S	35

M10 Threads.

Hospital, Brass

0245	OD mm
EPS-HB15-S	15
EPS-HB22-S	22
EPS-HB28-S	28
EPS-HB35-S	35
EPS-HB42-S	42
EPS-HB54-S	54

M10 Threads.

Hospital, Chrome Plated

0245	OD mm
EPS-HB15CP-S	15
EPS-HB22CP-S	22
EPS-HB28CP-S	28
EPS-HB42CP-S	42

Die Cast
M10 Threads.

Single Munsen Ring, Brass

0245	OD mm
EPS-MR15-S	15
EPS-MR22-S	22
EPS-MR28-S	28
EPS-MR35-S	35
EPS-MR42-S	42
EPS-MR54-S	54
EPS-MR67-S	67
EPS-MR76-S	76

Die Cast
M10 Threads.

Single Munsen Ring, Chrome Plated

0245	OD mm
EPS-MR15CP-S	15
EPS-MR22CP-S	22
EPS-MR28CP-S	28
EPS-MR35CP-S	35
EPS-MR42CP-S	42
EPS-MR54CP-S	54

Die Cast
M10 Threads.

Double Munsen Ring, Brass

0245	OD mm
EPS-MR15D-S	15
EPS-MR22D-S	22
EPS-MR35D-S	35
EPS-MR54D-S	54

Back Plates

M10, Male

0245	Finish
EPS-MP10-S	Brass
EPS-MP10CP-S	Chrome Plated

M10, Female

0245	Finish
EPS-FP10-S	Brass
EPS-FP10CP-S	Chrome Plated

BSP PIPE CLIPS & BACK PLATES

Pipe Clips

1/4" BSPP, Dual Purpose, Brass

0245	OD mm
EPS-DPBSP15-S	15
EPS-DPBSP22-S	22
EPS-DPBSP28-S	28
EPS-DPBSP35-S	35
EPS-DPBSP42-S	42
EPS-DPBSP54-S	54

1/4" BSPP, Dual Purpose, Chrome Plated

0245	OD mm
EPS-DPBSP15CP-S	15
EPS-DPBSP28CP-S	28
EPS-DPBSP35CP-S	35

Single Munsen Ring, Brass, BSPP

0245	OD mm	Thread
EPS-MRBSP15-S	15	1/4"
EPS-MRBSP22-S	22	1/4"
EPS-MRBSP28-S	28	1/4"
EPS-MRBSP35-S	35	1/4"
EPS-MRBSP67-S	67	3/8"
EPS-MRBSP76-S	76	1/2"

1/4" BSPP, Single Munsen Ring, Chrome Plated

0245	OD mm
EPS-MRBSP35CP-S	35

Double Munsen Ring, Brass, BSPP

0245	OD mm	Thread
EPS-MRBSP35D-S	35	1/4"
EPS-MRBSP54D-S	54	3/4"

Copper Saddle Clips

0245	OD mm	Description
EPS-CS10-S	10	-
EPS-CS15-S	15	-
EPS-CS215-S	15	2 Piece
EPS-CS22-S	22	-
EPS-CS28-S	28	-
EPS-CS35-S	35	-
EPS-CS42-S	42	-
EPS-CS54-S	54	-

Chrome Plated Saddle Clips

1 Piece

0245	OD mm
CS15CP-S	15
CS22CP-S	22

2 Piece

0245	OD mm
CS215CP-S	15

Steel Saddle Clips

0245	Nominal Bore OD
SSB12-S	1/2"
SSB34-S	3/4"
SSB1-S	1"
SSB114-S	1.1/4"
SSB112-S	1.1/2"
SSB2-S	2"

For **Copper Tube**
see page **1213**



PIPE SADDLE CLIPS

Mild Steel Saddle Clips

- Bag of 100
- Mild steel zinc plated
- Sizes up to 10mm have 4.8mm fixing hole

Half Saddles – Light, Bag of 100

5559	OD mm	No of Tubes
A940040-1	4	1
A940050-1	5	1
A940060-1	6	1
A940070-1	7	1
A940080-1	8	1
A940100-1	10	1
A940120-1	12	1
A940160-1	16	1
A940040-2	4	2
A940050-2	5	2
A940060-2	6	2
A940080-2	8	2
A940100-2	10	2
A940120-2	12	2
Tech Sheet 20456		

- Sizes 12mm and 16mm have 5.8mm fixing hole
- DIN 72571 or 72573



Full Saddles – Light, Bag of 100

5559	OD mm	No of Tubes
C940040-1	4	1
C940050-1	5	1
C940060-1	6	1
C940070-1	7	1
C940080-1	8	1
C940100-1	10	1
C940120-1	12	1
C940040-2	4	2
C940050-2	5	2
C940080-2	8	2
C940100-2	10	2
Tech Sheet 20456		

- Mild steel zinc plated
- Sizes up to 19mm have 6.6mm fixing hole
- Sizes 23mm to 33mm have 9.0mm fixing hole
- DIN 1596

Half Saddles – Heavy

5559	OD mm	No of Tubes	Quantity
H940070-1	7	1	50
H940090-1	9	1	50
H940130-1	13	1	50
H940155-1	15.5	1	50
H940190-1	19	1	50
H940230-1	23	1	25
H940260-1	26	1	25
H940285-1	28.5	1	25
H940310-1	31	1	25
Tech Sheet 20456			

PIPE FIXINGS

Pipe Clips

Snap-in Open, Single, Pack of 100

5559	Bore Size mm
OPS-15	15
OPS-22	22
OPS-28	28

Tube Clips

Nylon, 10 per Strip

0224	To Suit Plastic Pipe OD mm
1824431001	8

Nail Clips

Universal, White, Pack of 100

5559	Bore Size mm	Nail Size mm
NCW-15	15	Ø2.5 x 45
NCW-22	22	Ø2.5 x 50
NCW-28	28	Ø2.5 x 55



Universal, Grey, Pack of 100

5559	Bore Size mm	Nail Size mm
NCG-22	22	Ø2.5 x 50

PIPE CLIPS & FIXING SYSTEMS

Pipe Clamps

Unlined, M8/M10/M12

5555	Bore Size mm	Thread
APPC20	20-25	M10
APPC31	31-38	M10
APPC40	40-46	M10
APPC52	52-56	M8
APPC57	57-62	M10
APPC63	63-66	M10
APPC67	67-71	M10
APPC72	72-75	M10
APPC76	76-81	M10
APPC89	89-94	M10
APPC95	95-102	M10
APPC108	108-117	M10
APPC176	176-182	M12

Unlined Duel M8/M10 Thread

5555	Bore Size mm	Thread
ULC38/43	38-43	M8/M10
ULC47/51	47-51	M8/M10
ULC159/166	159-166	M8/M10

Fire resistance- Class B2
Insulating Lining According to DIN4109
Max Recommended Load- 200Kg

Working Temperature:
-40°C to +100°C

EPDM Rubber Lined, M8/M10

5559	Bore Size mm	Thread
APIPC14	15-19	M10
APIPC20	20-24	M8
APIPC26	23-28	M10
APIPC32	31-36	M10
APIPC40	38-44	M10
APIPC48	44-50	M10
APIPC54	54-58	M10
APIPC58	59-65	M8
APIPC68	62-67	M10
APIPC72	74-80	M10
APIPC88	83-93	M10
APIPC112	108-118	M10
APIPC137	133-143	M10
APIPC159	159-169	M10
Tech Sheet 20406		

EPDM Rubber Lined Duel M8/M10 Thread

5555	Bore Size mm	Thread
RLC125/130	125-130	M8/M10
RLC148/152	148-152	M8/M10
Tech Sheet 20406		

Fire resistance- Class B2
Insulating Lining According to DIN4109

Rapid EPDM Rubber Lined, M8/M10

5559	Bore Size mm
APRC13	12-16
APRC20	20-23
APRC25	26-30

stainless steel

Swivel Hanger

5555	Thread
APSHM10	M10
Tech Sheet 20751	

For **Studding**
see page **1385**

Wall or Ceiling Mounted Pipe Clips

Advantages

- With retaining ring
- Close fitting possibl
- Suitable for high loads and temperatures
- Electrolytically zinc plated
- BSU clips are designed for mounting steel pipes to the wall or ceiling

BSF Clip

0713	Thread	Bore Size mm
38671	M8-M10	13-17.5
38672	M8-M10	21-25.5
38673	M8-M10	26.5-30.5
38674	M8-M10	33.5-38.5
38675	M8-M10	41.5-47
38676	M8-M10	48-54
38677	M8-M10	56-62.5
38678	M8-M10	62.5-69.5
38679	M8-M10	69.5-76.5
38680	M8-M10	77.5-84
38681	M8-M10	85-92.5
38682	M8-M10	93-100.5
38683	M8-M10	101.5-110
38684	M8-M10	110-117.5
38685	M8-M10	119.5-127.5
38686	M8-M10	127.5-133.5

- BSI clips are rubber lined universal clips for mounting pipes to the wall or ceiling

Working Temperature:
-40°C to +120°C

Advantages:

- Fitted with two bolts with anti-loss ring
- Bolt with slot and cross head
- Reinforcement grooves ensure that BSI clips maintain their shape
- Noise suppression up to 17dB(A)
- Electrolytically zinc plated

BSI, EPDM Rubber Lined

0713	Thread	Bore Size mm
39000	M8-M10	12-14
39001	M8-M10	15-19
39002	M8-M10	20-25
39003	M8-M10	26-30
39004	M8-M10	32-36
39005	M8-M10	38-43
39006	M8-M10	44-49
39007	M8-M10	50-55
39008	M8-M10	56-61
39009	M8-M10	62-67
39010	M8-M10	68-73
39011	M8-M10	75-80
39012	M8-M10	82-86
39013	M8-M10	87-92
39014	M8-M10	95-102
39015	M8-M10	108-116
39016	M8-M10	121-127
39017	M8-M10	131-141
39018	M8-M10	159-163
39019	M8-M10	165-168
39020	M8-M10	192-202
39022	M8-M10	210-220
Tech Sheet 68173		

Advantages:

- With retaining ring
- Close fitting possibl
- Bolt with slot and cross head
- Suitable for high loads and temperatures
- Electrolytically zinc plated

BSU, Unlined

0713	Thread	Bore Size mm
38270	M8-M10	15-18
38271	M8-M10	20-25
38272	M8-M10	26-30
38273	M8-M10	32-36
38274	M8-M10	38-43
38275	M8-M10	44-49
38276	M8-M10	56-61
38277	M8-M10	75-80
38278	M8-M10	87-92
38279	M8-M10	108-116
38282	M10-M12	108-116
38283	M10-M12	131-141
38284	M10-M12	165-169
Tech Sheet 68177		

- Stainless steel universal clips with rubber strips for mounting pipes to the wall or ceiling
- For use in situations where stainless steel mounting material is desired or required, such as food processing facilities, laboratories, the chemical industry, etc.

Working Temperature:
-40°C to +120°C

Advantages:

- Suitable for short-distance mounting
- Noise suppression up to 17dB(A)
- Electrolytically zinc plated

stainless steel

BRS-A, EPDM Rubber Lined, Stainless Steel

0713	Thread	Bore Size mm
38451	M8-M10	12-14
38452	M8-M10	15-19
38453	M8-M10	20-25
38454	M8-M10	26-30
38455	M8-M10	32-36
38456	M8-M10	38-43
38457	M8-M10	44-49
38458	M8-M10	50-55
38459	M8-M10	56-61
38460	M8-M10	62-67
38461	M8-M10	68-73
38462	M8-M10	75-80
38463	M8-M10	82-86
38464	M8-M10	87-92
38465	M8-M10	95-102
38467	M8-M10	121-127
38468	M8-M10	131-141
38469	M8-M10	159-163
38470	M8-M10	165-169
38471	M8-M10	192-202
38473	M8-M10	210-220
Tech Sheet 68175		

PIPE CLIPS & FIXING SYSTEMS

Flamco
Flow of Innovation

Wall or Ceiling Mounted Pipe Clips

- Stainless steel universal clips for mounting stainless steel pipes to the wall or ceiling
- For use in situations where stainless steel mounting material is desired or required, such as food processing facilities, laboratories, the chemical industry, etc.

Advantages:

- Suitable for short-distance mounting

stainless steel

BRS, Unlined, Stainless Steel

0713	Thread	Bore Size mm
38475	M8-M10	8-10
38476	M8-M10	12-14
38477	M8-M10	15-19
38478	M8-M10	20-25
38479	M8-M10	26-30
38480	M8-M10	32-36
38481	M8-M10	38-42
38482	M8-M10	44-49
38483	M8-M10	50-55
38484	M8-M10	56-61
38485	M8-M10	62-67
38486	M8-M10	68-73
38487	M8-M10	75-80
38488	M8-M10	82-86
38489	M8-M10	87-92
38490	M8-M10	95-102
38491	M8-M10	108-116
38492	M8-M10	121-127
38493	M8-M10	131-141
38494	M8-M10	159-163
38495	M8-M10	165-169
38496	M8-M10	192-202
38497	M8-M10	210-220
Tech Sheet 68176		

- BSI-HDI clips are rubber lined, hot dip galvanized universal clips for mounting pipes to the wall or ceiling

Working Temperature:
-40°C to +120°C

Advantages:

- The clip has one or more strengthening ribs to achieve a strong working load
- Close fitting possible
- Noise suppression up to 17dB(A)

BSI-HDI, Hot Dipped Galvanized

0713	Thread	Bore Size mm
38571	M8-M10	12-14
38572	M8-M10	15-19
38573	M8-M10	20-25
38574	M8-M10	26-30
38575	M8-M10	32-36
38576	M8-M10	38-43
38579	M8-M10	56-61
38580	M8-M10	62-67
38581	M8-M10	68-73
38582	M8-M10	75-80
38584	M8-M10	87-92
38586	M8-M10	108-116
38587	M8-M10	121-127
38588	M8-M10	131-141
38590	M8-M10	165-168
38592	M8-M10	210-220
Tech Sheet 68174		

BSK-I clips are designed for plastic pipes with special TPE (thermoplastic elastomer) lining.
The BSK-I clip has easily removable plastic spacers between the two clip halves and can be transformed into a clenching clip without the need for tools.

Advantages:

- Special TPE lining with excellent low friction properties
- Transformable from sliding to clamping with easily removable spacer
- Fast assembly thanks to the patented click-spring locking system
- Noise reduction: 20 dB(A) with spacer, 18 dB(A) without spacer
- UV resistant
- Electronically zinc plated

Working Temperature:
-20°C to +100°C

BSK-I Clip Range

0713	Thread	Bore Size mm
37307	M8	63
37359	M10	75
37368	M10	250
Tech Sheet 68756		

FT PRO®

For **Hydraulic Tubing** see page **183**

PIPE CLIPS & FIXING SYSTEMS

Flamco
Flow of Innovation

Mounting

Advantages of Flamco Rail:

- Short installation height, thanks to the flat grooved construction
- The ergonomic design of the rail ensures that sliding nuts and similar components slide easily into place
- Flamco fittings and components are compatible across the entire Flamco Rail range



R1 Mounting Rail

0713	Length mm
50010	2000
	Tech Sheet 68180

- Neatly finishes off the ends of all types of Flamco Rail
- Quick and easy to push into position

RD1 Mounting Rail End Cap

0713	To Suit
50501	50010

Product Features:

- Easy mounting by pushing and turning the unit in the rail 45° clockwise
- No-return stop
- Reduced installation time
- Electrolytically zinc plated
- No loose parts such as studs, washers and nuts

Wall Mounting Rail Connection

0713	Breaking Strain
71806	1000 Newton
	Tech Sheet 68179

ClickEasy Sliding Nut

0713	Thread
80360	M6
80361	M8
80362	M10

ClickEasy HBS

0713	Thread	Length mm
80381	M10	50

For mounting Flamco rail to steel without welding or drilling

RB1 Rail Girder Clip

0713	Thread	Max Extended mm
80601	M8 x 55	15

RIDGID

For **Ridgid Strut Slayer**
see page **1744**

QUICK RELEASE BAND STRAPS & BANDING

Jubilee® Quick Release Band Straps

Jubilee® quick release straps are used in a wide range of applications where a closed installation requires the clamp to be opened fully for positioning.

Examples include sign fixing, cable retention, repairs and heating, ventilatio and air conditioning.

Mild Steel, Zinc Plated, 11mm Wide

6666	Min Size mm	Max Size mm
CAS050MS	35	50
CAS075MS	45	75
CAS100MS	50	100
CAS120MS	50	120
CAS150MS	50	150
CAS200MS	50	200
CAS225MS	50	225
CAS250MS	50	250
CAS275MS	50	275
CAS300MS	50	300
CAS330MS	50	330
CAS355MS	50	355
CAS380MS	50	380
CAS405MS	50	405
CAS455MS	50	455
CAS505MS	50	505
CAS555MS	50	555
CAS605MS	50	605
CAS710MS	50	710
CAS910MS	50	910
CAS965MS	50	965

304 Stainless Steel, 7mm Wide

6666	Min Size mm	Max Size mm
FLS050SS	35	50
FLS075SS	45	75
FLS100SS	50	100
FLS120SS	50	120
FLS150SS	50	150
FLS225SS	50	225
FLS250SS	50	250
FLS275SS	50	275
FLS300SS	50	300
FLS330SS	50	330
FLS380SS	50	380
FLS405SS	50	405

304 Stainless Steel, 11mm Wide, W4

6666	Min Size mm	Max Size mm
CAS050SS	35	50
CAS075SS	45	75
CAS100SS	50	100
CAS120SS	50	120
CAS150SS	50	150
CAS175SS	50	175
CAS225SS	50	225
CAS250SS	50	250
CAS275SS	50	275
CAS300SS	50	300
CAS330SS	50	330
CAS355SS	50	355
CAS380SS	50	380
CAS405SS	50	405
CAS555SS	50	555
CAS605SS	50	605
CAS710SS	50	710
CAS810SS	50	810
CAS910SS	50	910
CAS965SS	50	965
Tech Sheet 60247		

Jubilee® Multiband

Construct your own fastener – cut to size and choose from a choice of standard slotted screw or captive screw.
Banding available in 11mm mild steel zinc-plated or 11mm stainless steel (304).

10 Metre Lengths

6666	Band Width mm
2025-3720	11
Tech Sheet 1942	

30 Metre Lengths

6666	Band Width mm
2025-3738	11
Tech Sheet 1942	

Housing & Screws, 25 Sets, 11mm

6666
2025-3746

7mm Stainless Steel 304

6666	Description	Length m/Sets
MB1601	7mm Multiband	25
MB1603	Flip Lock Housing/Screws	25 Sets

11mm Mild Steel Zinc Plated

6666	Description	Length m/Sets
MB1705	Housing/Allen Socket Screws	25 Sets
MB1708	11mm Handy Pack	10m + 25 x Housings/ Screws

11mm Stainless Steel

6666	Description	Length m/Sets
MB1802	11mm Multiband	30 (m)
MB1803	Housing/Screws	25 Sets
MB1804	Housing/Allen Socket Screws	25 Sets
MB1806	11mm Handy Pack	10m + 25 x Housings/ Screws

BANDING SYSTEM & TIE WRAPS

304 Stainless Steel Banding System

To use, take one end of the cut banding and bend back 1/2". Take a self locking head and slide it the entire length of the band until it reaches the bend. Bend the tail flat against the bottom of the banding head to complete assembly.

0040	Type	Length Metres	Width mm	Box Quantity
SBS-76L	Band	76	4.6	1
SBS-76H	Band	76	7.9	1
SBH-L	Locking Head	-	4.6	100
SBH-H	Locking Head	-	7.9	100

304 Stainless Steel Cable Ties

0040	Length mm	Width mm
STW-201L	201	4.6
STW-362L	362	4.6
STW-838H	838	7.9

Polyamide 6/6 Nylon, Cable Ties

Resistant to UV, oils, grease, salt (DNV Marine approved) and light acids. UL approved (E97527).

Natural, Pack of 100

0040	Width mm	Length mm
GP-025-0100N	2.5	100
GP-025-0200N	2.5	200
GP-036-0140N	3.6	140
GP-036-0200N	3.6	200
GP-036-0300N	3.6	300
GP-048-0120N	4.8	120
GP-048-0160N	4.8	160
GP-048-0200N	4.8	200
GP-048-0300N	4.8	300
GP-048-0368N	4.8	368
GP-076-0200N	7.6	200
GP-076-0240N	7.6	240
GP-076-0300N	7.6	300
GP-076-0368N	7.6	368
GP-090-0430N	9	430
GP-090-0530N	9	530
Tech Sheet 20413		

Black, Pack of 100

0040	Width mm	Length mm
GP-025-0100B	2.5	100
GP-025-0200B	2.5	200
GP-036-0140B	3.6	140
GP-036-0200B	3.6	200
GP-036-0300B	3.6	300
GP-048-0120B	4.8	120
GP-048-0160B	4.8	160
GP-048-0200B	4.8	200
GP-048-0300B	4.8	300
GP-048-0368B	4.8	368
GP-076-0200B	7.6	200
GP-076-0240B	7.6	240
GP-076-0300B	7.6	300
GP-076-0368B	7.6	368
GP-090-0430B	9	430
GP-090-0530B	9	530
Tech Sheet 20413		

FT PRO®

For **ISO 15552 Cylinders**
see pages **478-486**

STEEL STRAPPING & ACCESSORIES

Band-It patented easy scale makes the **Band-It** clamping system the industry's favourite for over 60 years.
All **Band-It** sizes feature fully rounded smooth edges for safety and easy installation.

Band-It Clamping Tool

Used to apply Band-It Band, Tote and Buckles.

Built-in Cutter

5561
C001

Junior Preformed Clamp Tool

For use with Band-It Junior smooth ID preformed clamps.

Built-in Cutter

5561
C00269

201 Band-It Band Stainless Steel Strapping

stainless steel

30.5 Metres

5561	Band Width mm	Band Thickness mm
C202	6.35	0.51
C203	9.53	0.63
C204	12.70	0.76
C205	15.88	0.76
C206	19.05	0.76

201 Band-It Band Buckles

Designed to accommodate both single and double wrap clamps.

stainless steel

Stainless Steel, Standard, Pack of 100

5561	Band Width mm
C252	6.35
C253	9.53
C254	12.70
C255	15.88
C256	19.05

201 Band-It Tote Stainless Steel Strapping

Supplied in handy waterproof packaging. Colour coded for easy identification

stainless steel



30.5 Metres

5561	Band Width mm	Band Thickness mm
C203Y	9.53	0.63
C204B	12.70	0.76
C205G	15.88	0.76
C206R	19.05	0.76

Band-It Valustrap

Non-magnetic stainless steel strapping used with Valuclips for securing signs, cable-bundling, pipe insulation and a variety of other lightweight applications.

stainless steel

30.5 Metres

5561	Band Width mm	Band Thickness mm
C133	9.60	0.38
C134	12.70	0.38
C135	15.90	0.38
C136	19.10	0.38

Valuclips

Pack of 100

5561	Band Width mm
C153	9.53
C154	12.70
C156	19.05

STEEL STRAPPING & ACCESSORIES

BAND-IT THE CLAMPING EXPERTS

Junior Preformed Clamps

Band-It patented easy scale makes the Band-It clamping system the industry's favourite for over 60 years.

All Band-It sizes feature fully rounded smooth edges for safety and easy installation.

stainless steel

201 Stainless Steel

5561	ID	Band Width mm	Band Thickness mm
JS240	3/4"	6.4	0.51
JS242	1"	6.4	0.51
JS241	1.3/8"	6.4	0.51
JS252	1.1/2"	6.4	0.51
JS253	2"	6.4	0.51
JS256	2.3/4"	6.4	0.51
JS244	3"	6.4	0.51
JS257	3.1/2"	6.4	0.51
JS259	4.1/2"	6.4	0.51
JS201	13/16"	9.5	0.64
JS243	1"	9.5	0.64
JS202	1.3/8"	9.5	0.64
JS245	2"	9.5	0.64
JS246	3"	9.5	0.64
JS255	3.1/4"	9.5	0.64
JS203	1"	12.7	0.76
JS204	1.1/4"	12.7	0.76
JS236	1.3/4"	12.7	0.76
JS230	2.3/4"	12.7	0.76
JS205	1.1/2"	15.9	0.76
JS206	1.3/4"	15.9	0.76
JS207	2"	15.9	0.76
JS208	2.1/4"	15.9	0.76
JS209	2.1/2"	15.9	0.76
JS227	2"	19.1	0.76
JS210	2.3/4"	19.1	0.76
JS211	3"	19.1	0.76
JS212	3.1/2"	19.1	0.76
JS213	4"	19.1	0.76
JS214	4.1/2"	19.1	0.76
JS215	5"	19.1	0.76
JS216	6"	19.1	0.76

All Purpose Band

Band-It All Purpose Band offers versatility within varying temperatures and applications.

All Purpose Band is ideal for bending and forming around virtually any section or shape. Resistant to physical abrasion, UV light and corrosive environments for many applications where plastic cable ties are simply inadequate or even dangerous.

- 316 stainless steel or galvanised carbon steel
- Pre-punched holes make fastening quick and easy
- Easy to form around any section
- Flame retardant low smoke PPA 571 coating
- Thick coating; kind to hands and cables
- Halogen free
- Simple fastening with nuts, bolts or screws
- Three widths available
- Standard black coating; other colours are available on request

316 Stainless Steel, Coated

stainless steel

5561	Band Width mm	Band Thickness mm	Dia of Hole mm	Length mm
AE466	17	1.3	7	10
AE467	26	1.3	8	10
AE475	12	1.3	5	25
AE476	17	1.3	7	25
AE477	26	1.3	8	25
Tech Sheet 68231				

316 Stainless Steel, Uncoated

stainless steel

5561	Band Width mm	Band Thickness mm	Dia of Hole mm	Length mm
AE407	26	0.76	8	10
AE425	12	0.76	5	25
AE426	17	0.76	7	25
AE427	26	0.76	8	25
Tech Sheet 68231				

Galvanised Carbon Steel, Coated

5561	Band Width mm	Band Thickness mm	Dia of Hole mm	Length mm
AE566	17	1.3	7	10
AE567	26	1.3	8	10
AE575	12	1.3	5	25
AE576	17	1.3	7	25
AE577	26	1.3	8	25
Tech Sheet 68231				

Galvanised Carbon Steel, Uncoated

5561	Band Width mm	Band Thickness mm	Dia of Hole mm	Length mm
AE505	12	0.76	5	10
AE506	17	0.76	7	10
AE507	26	0.76	8	10
Tech Sheet 68231				

FERRULES

Mild Steel Hose Ferrules



5563	Length (D) mm	Length (A) mm	Length (D2) mm
SHF-10	10.1	20	7.5
SHF-11	11.1	20	8.5
SHF-12	12.1	20	8.5
SHF-13	13.1	20	8.8
SHF-14	14.1	20	11
SHF-15	15.1	20	12.5
SHF-16	16.1	20	12.5
SHF-17	17.1	20	14.5
SHF-18	18.1	20	14.5
SHF-19	19.1	21	14.8
SHF-20	20.1	22	14.8
SHF-28	28.1	32	20.5

stainless steel



Grade 303

5563	Length (D) mm	Length (A) mm	Length (D2) mm
STF-11	11.1	20	8.5
STF-12	12.1	20	8.5
STF-13	13.1	20	8.8
STF-14	14.1	20	11
STF-15	15.1	20	12.5
STF-17	17.1	20	14.5
STF-18	18.1	20	14.5
STF-22	22.1	22	15.5

Brass Hose Ferrules



Type HF

5555	Length (D) mm	Length (A) mm	Length (D2) mm
HF7322	12.7	25.4	8.7
HF3588	14.3	19	9.4
HF7325	14.4	25.4	10.9
HF7326	15.1	25.4	11
HF7327	15.9	25.4	11.1
HF7328	16.7	25.4	11.1
HF7329	17.4	25.4	12.7
HF7330	18.2	25.4	12.7
HF7331	19.1	25.4	12.7
HF7332	19.8	25.4	12.7
HF7333	20.6	25.4	15.8
HF7244	22.2	22.5	17.6
HF1275	31.9	31.9	22.2

Ferrules for Low Pressure Hoses

- Red hot steel, zinc-plated and yellow chromated
- Easy, fast and safe hose crimping with hand-operated assembly machines: SPR 333 (use LPH-12.5 to LPH-23) and SPR 500 (use LPH-25 to LPH-41)
- No danger of hurt, closed and unremovable connection
- For crimping of various hoses and fittings for different fluids

Maximum Working Pressure: 16 Bar



Steel

5555	I.D. Ø	To Suit Hose DIN20018	To Suit Hose Water	To Suit Hose PVC	l	d	Weight g
LPH-12.5	12.5	-	-	-	17	8.5	3
LPH-13.5	13.5	-	-	6 x 3	20	9.3	5
LPH-14.5	14.5	6 x 3.5	-	-	17	10	5
LPH-16	16.0	-	-	8 x 3	17	11.5	5
LPH-18	18.0	9 x 3.4	-	10 x 3	20	13.5	7
LPH-19	19.0	-	-	12 x 3	20	13.9	9
LPH-19.5	19.5	-	-	-	26	14.5	10
LPH-22	22.0	-	-	-	32	17.0	16
LPH-23	23.0	-	12 x 3	-	32	17.0	18
LPH-28	28.0	15 x 6	-	-	32	20.5	22
LPH-30	30.5	-	19 x 4	-	33	24.3	24
LPH-33	33.0	19 x 6	-	-	35	24.8	40
LPH-38	38.0	-	25 x 4.5	-	35	28.0	47
LPH-41	41.0	25 x 7	-	-	40	30.0	64

PIPE REPAIR COUPLINGS

A World Leader in the design & supply of sealing, connecting & clamping solutions.



High Specification Stainless Steel Coupling for Repairing Leaks to Pressure Pipe

- Nitrile Sealing Sleeve
- Double Lip Seal Design
- Upto 16 bar Pressure Rating
- Suitable for Metal and Most Plastic Pipes

Pipe Repair Couplings

- Easy assembly and disassembly
- Re-useable
- Patented double-lip seal
- Standard steel strip insert
- Suitable for both high pressure and vacuum applications

7788	Min Size mm	Max Size mm
NOR-FGRR355	34.5	35.5
NOR-FGRR429	39	42.9
NOR-FGRR45	43	45
NOR-FGRR488	45.5	48.8
NOR-FGRR549	53.6	54.9
NOR-FGRR576	55	57.6
NOR-FGRR609	57.7	60.9
NOR-FGRR74	72.6	74
NOR-FGRR769	74	76.9
NOR-FGRR85	83	85
NOR-FGRR896	85.1	89.8
NOR-FGRR1029	101	102.9
NOR-FGRR106	103	106
NOR-FGRR111	109	111
NOR-FGRR1154	112	115.4
NOR-FGRR156	153	156
NOR-FGRR170	166	170

Connect Grip Pipe Couplings

- Axial pipe coupling for connecting unrestrained metal pipes
- Strip insert included as standard for seal protection
- Unique double lip sealing system
- Progressive locking effect
- Rapid installation time
- Up to 16 bar (nominal) pressure rating

stainless steel

Clamps Supplied in W2 Material

7788	Min Size mm	Max Size mm
NOR-05788400026	26.4	27.5
NOR-05788400033	33	34.3
NOR-05788400048	47.6	50.5
NOR-05788400060	59.5	61
NOR-05788400076	75.2	77
NOR-05788400088	87	89.9
NOR-05788400114	113	115
NOR-05788400139	138.1	141.6
NOR-05788400168	166.5	170.1
NOR-05778400219	216	221

Connect Flex Pipe Couplings

- Axial pipe coupling for connecting restrained metal and/or plastic pipes
- Strip insert included as standard for seal protection
- Unique double lip sealing system
- Accommodates changes in pipe length and misalignment
- Rapid installation time
- Up to 16 bar (nominal) pressure rating

stainless steel

Clamps Supplied in W2 Material

7788	Min Size mm	Max Size mm
NOR-05738400026	26.5	27.4
NOR-05738400033	33	34.3
NOR-05738400042	41.7	43
NOR-05738400048	47.6	50.5
NOR-05738400060	59.5	61
NOR-05738400076	75.2	77
NOR-05738400088	87	89.9
NOR-05738400114	113	115.5
NOR-05738400139	138.1	141.6
NOR-05738400168	166.5	170.1
NOR-05738400180	178	182
NOR-05738400193	192	196
NOR-05738400206	202	208
NOR-05738400219	216	221
NOR-05738400267	264	269
NOR-05738400355	352	359
NOR-05738400406	402	410
NOR-05738400508	505	510
NOR-05738400609	606	613

CIRCLIPS KITS

Circlip Kits

- NBR 70 material
- 1mtr lengths various sizes
- Cutting and bonding accessories included

Assorted, 140 Pieces

5556	Description
0350003-8	External Circlips
0350004-6	Internal Circlips

Ref 0350003-8

Ø Nominal	Quantity	Ø Nominal	Quantity	Ø Nominal	Quantity
–	–	–	–	24	20
5	200	15	100	25	20
8	200	16	100	28	20
9	200	17	50	30	20
10	200	18	50	30	20
11	100	19	50	38	10
12	100	20	50	40	10
13	100	21	50	42	10
14	100	22	20	45	10

Ref 0350004-6

Ø Nominal	Quantity	Ø Nominal	Quantity	Ø Nominal	Quantity
–	–	–	–	30	20
8	200	17	100	32	20
9	200	19	100	35	20
10	200	20	50	40	20
12	200	21	50	40	20
13	200	21	50	42	10
14	100	24	50	47	10
15	100	26	50	58	10
16	100	28	20	60	10

TOOL CLIPS, PEN & TOOL HOLDERS

Tool Clips

- Steel Zinc Plated

Closed Type

0108	Min Size mm	Max Size mm
TERR-80.06-2	6	7
TERR-80.10-2	10	12
TERR-80.13-2	13	14
TERR-80.16-2	16	19
TERR-80.19-2	19	21
TERR-80.25-2	25	27
TERR-80.28-2	28	31
TERR-80.38-3	38	40

Open Type

0108	Min Size mm	Max Size mm
TERR-81.06-2	6	7
TERR-81.10-2	10	12
TERR-81.16-2	16	19
TERR-81.19-2	19	21
TERR-81.25-2	25	27
TERR-81.38-3	38	40

Worm Drive Clips

- Powergrip range of high performance hose clamps manufactured to BS5315 - 1991 standard
- Kitemark accredited
- Mild steel with Alu-zinc coating for improved corrosion resistance

Mild Steel

7777	Size Ref	Min Size mm	Max Size mm
WDC000	000	9.5	12
WDCM00	M00	11	16
WDC00	00	13	20
WDC0	0	16	22
WDC0X	0X	18	25
WDC1A	1A	22	30
WDC1	1	25	35
WDC1X	1X	30	40
WDC2A	2A	35	50
WDC2	2	40	55
WDC2X	2X	45	60
WDC3	3	55	70
WDC3X	3X	60	80
WDC4	4	70	90
WDC4X	4X	85	100
WDC5	5	90	120
WDC6	6	110	140
WDC7	7	130	160
WDC8	8	150	180
WDC9	9	175	205
WDC10	10	200	230
WDC11	11	225	255
WDC12	12	250	288
WDC13	13	275	305

Pen & Pencil Clips

- Nickel Plated Steel
- These are used for Pens, Pencils and Special Measuring Tools in Brief Cases, Tool Boxes and Pockets

0108	Size mm	Type
TERR-90.02-2	7-15	Double

HOSE CRIMPER

Hose Crimper

Crimps 7/8" to 1.1/2" OD hose (1/2" to 1" ID).
This crimper is sold without dies.

Large Bore Hose Crimper

0108
CV501

FT PRO®

For **Thinking Sticks**
see page **262**

1 Hydraulics 3-284

2 Hydraulic Quick Release Couplings 285-320

3 Pneumatic Quick Release Couplings 321-406

4 Monitor & Test 407-446

5 Pneumatic & Vacuum 447-762

6 Push-in Fittings & Tubing 763-918

7 Valves & Actuation 919-1060

8 Ring Main 1061-1136

9 Hose Tails, Adaptors, Fittings & Manifolds 1137-1224

10 Stainless Steel 1225-1332

11 Malleable Iron 1333-1398

12 Hose, Couplings, Ducting & Hose Reels 1399-1510

13 Clips & Clamps 1511-1558

14 Paint, Sprays & Adhesives 1559-1590

15 Blow Guns, Vacuum & Nozzles 1591-1616

16 Fuelling, Lubrication, Wash Down & Misting 1617-1696

17 Compressors & Air Tools 1697-1726

18 Hand Tools & PPE 1727-1765

SECTION 14

Paint, Sprays & Adhesives

14.01 Maintenance Paints 1559-1567

14.02 Maintenance Sprays 1568-1583

14.03 Thread Lockers, Sealants & Adhesives 1584-1587

14.04 Adhesive & Barrier Tapes 1588-1590

SECTION 14 Paint, Sprays & Adhesives

14.01 Maintenance Paints

RUST-OLEUM

1559-1567

- Floor Coating
- Hard Hat® Maintenance Aerosols
- Marking Aerosols
- LEAKSEAL™
- Hard Hat® Topcoats
- CombiColor Paints

14.02 Maintenance Sprays

RUST-OLEUM LOCTITE Ambersil

1568-1583

- X1 Maintenance Sprays
- Professional Lubricants
- Cleaning & Specialist Products
- Lubrication
- Anti-Corrosion
- Inspection/Detection
- Welding
- Food Grade Cleaning & Lubrication
- Moulding Range
- Paint & Surface Preparation
- Paint Marker Pens
- Specialist Products

14.03 Thread Lockers, Sealants & Adhesives

LOCTITE

1584-1587

- Thread Sticks & Threadlockers
- Retainer & Tape
- Sealants
- Super Glue & Adhesives

14.04 Adhesive & Barrier Tapes

Scapa

1588-1590

- Adhesive Tapes
- Barrier Tapes
- Sealants, Fillers & Guns

MAINTENANCE PAINTS

RUST-OLEUM®

Floor Coating

- A ready to use solution for preparing your surface.
- Removes grease, oil and other contaminations.
- Virtually odour free.
- Non-flammable
- 6-8 m²/l coverage.

EpoxyShield® Cleaner/Degreaser, 5 Litre Tub

0209
RU-2901.5
Tech Sheet 60558

- Creates a surface profile that allows for maximum penetration and adhesion for the EpoxyShield® coatings.
- Uses citric etch formula to avoid producing dangerous acids or fumes.
- Will not harm grass or plants.

EpoxyShield® Etching Solution, 5 Litre Tub

0209
RU-108.5
Tech Sheet 60557

Multi-use epoxy resin repair mortar for concrete or stone. Unequalled hardness and epoxy bonding power. Epoxy Repair Mortar allows fast setting (3-6 hours), granite-hard permanent repairs to be made to badly cracked and worn concrete or stone floors. For use where conventional mortar or other fillers will loosen or fail. Anglo Epoxy Repair Mortar is virtually indestructible and ideal for repairs to factory floors, driveways, worn and broken steps, garage floors, sills, grouting in bolts and railings etc.

Epoxy Repair Mortar

0209	Volume Kilograms
RUS-5180.2.5	2.5
RUS-5180.5.0	5
RUS-5180.25	25
Tech Sheet 60560	

Speed Patch gives a durable, fast setting repair to damaged floors, frost spalled, eroded and cracked concrete, steps, troughs, ramps covering etc.

Speed Patch

0209	Volume Kilograms
RUS-5150.1	10
RUS-5150.2	20
Tech Sheet 71767	

A quick easy way to fill holes in heavily used concrete floors inside and outside. No primer is required - just mix powder with water and pour into the hole. The rapid setting concrete repair bonds to damp or dry surfaces and can be applied at a thickness from feather edge to 100mm.

Speed Patch Pourable Grade 25kg

0209
RUS-AXPSP25
Tech Sheet 60562

Speed Screed smooths uneven, damaged or worn concrete floors. A pour on durable re-surfacing material

Suitable for interior or exterior use.

Speed Screed 25kg

0209
RUS-AXSS25
Tech Sheet 60563

- Solvent-free Epoxy (2 part)
- For repairing fine cracks up to 3mm wide.
- Dry in 3-4 hours.

Coverage:
25 linear metres
(2mm wide, 5mm deep).

EpoxyShield® Fine Crack Repair Mortar, 500ml Tub

0209
RU-203010.05
Tech Sheet 60628

- Mineral-Acrylic.
- Easy to use - Add water, stir and ready.
- Traffic allowed after 24hrs
- 10kg (1 part) 0.4m².
- Recoatable after 48 hrs.

Please note: to be recoated with 7100 Floor coating.

EpoxyShield® Concrete Repair Mortar, 10kg Tub

0209
RU-203012.10
Tech Sheet 60559

Rust-Oleum® Asphalt Repair is a durable bitumen-based patch repair product for use on exterior potholed asphalt and concrete. Ideal for potholes in roads, car parks, paths and other bituminous and concrete surfaces.

- Simple to use - no mixing required
- Repairs can be driven over immediately after application
- Ideal for repairs 10mm – 70mm
- Coverage approx. 0.5m² per 25kg at 24mm thick
- Withstands heavy traffic

Asphalt Repair 25kg

0209
RUS-5410.25
Tech Sheet 60561

MAINTENANCE PAINTS

RUST-OLEUM®

Floor Coating

- For use on concrete, metal and wood.
- Single pack, pedestrian grade floor coating
- Great gloss appearance.
- High film build in one coat
- Touch dry after 6 hours.
- Resistant to oil, lubricants and petrol.
- Easy to apply with brush and roller.
- 8m² per litre (two coats recommended).
- Easy to clean with a neutral cleaner.

Important: Not suitable for car traffic or for car park areas

Standard Colours, 5 Litre

0209	Colour	RAL Code
RUS-7179	Black	RAL 9005
RUS-7181	Light Grey	RAL 7035
RUS-7168	English Red	-
RUS-7137	Moss Green	RAL 6005
	Tech Sheet 60565	

Anti-slip Version, Standard Colours, 5 Litre

0209	Colour	RAL Code
RUS-7182NS	Steel Grey	RAL 7001
RUS-7179NS	Black	RAL 9005
RUS-7181NS	Light Grey	RAL 7035
RUS-7110NS	Transparent	-
	Tech Sheet 60565	

Floor Coating Colours (7100 & 7100NS)

Standard Colours

RAL 7001 7182/7182NS

● **RAL 1015** 7142

RAL 9005 7179/7179NS

RAL 7035 7181/7181NS

English Red 7168

Transparent 7110/7110NS

● **RAL 6005** 7137

● Anti-slip version not available.

- Slip resistant aggregate is pre-mixed in the coating.
- Unique uniform appearance.

Line Marking & Safety Colours, 5 Litre

0209	Colour	RAL Code
RUS-7124	Traffic Blue	RAL 5017
RUS-7192	White	RAL 9010
RUS-7144	Traffic Yellow	RAL 1023

Anti-slip Version, Line Marking & Safety Colours, 5 Litre

0209	Colour
RUS-7144NS	Traffic Yellow

Floor Coating Colours (7100 & 7100NS)

Line Markings & Safety Colours

Traffic Blu **White** **Traffic ellow**

Dustproofs, seals and transforms drab concrete floors. It is easy to apply and dries quickly to a tough, mid gloss finish

Polyurethane Floor Paint Single Pack, 5 Litre

0209	Colour
RUS-AFP5WHI	White
RUS-AFP5BUF	Buff
RUS-AFP5MGY	Mid Grey
RUS-AFP5LGY	Light Grey
RUS-AFP5DGY	Dark Grey
RUS-AFP5BLU	Mid Blue
RUS-AFP5GRN	Mid Green
Tech Sheet 60567	

Asphalt restorer provides an 'as new' appearance that will mask old line markings and repairs and will hide ingrained dust from building works, etc.

Asphalt Restorer, 5 Litre

0209	Colour
RUS-AAR5	White
Tech Sheet 60566	

A tough, flexible acrylic paint for tarmac or asphalt.

Colour and protect asphalt and tarmac drives, paths and playgrounds using this easy to apply coating.

Solvent free.

Tarmacoat, 5 Litre

0209	Colour
RUS-6192.5	White
RUS-6181.5	Light Grey
RUS-6183.5	Mid Grey
RUS-6168.5	Tile Red
RUS-6136.5	Mid Green
RUS-6143.5	Signal Yellow
Tech Sheet 60564	

MAINTENANCE PAINTS

RUST-OLEUM®

Hard Hat® Maintenance Aerosols

- The quick anti-rust protector
- Ready to recoat after just 10 minutes, to handle after 30 minutes
- For new or slightly rusty surfaces
- Penetrates deeply into the surface and does not give rust a chance
- Lead and chromate free

Anti-rust Primer, 500ml

0209	Colour
RUS-2169	Red
RUS-2182	Grey
Tech Sheet 60575	

PORTWEST

For **Disposable Gloves** see page **1758**

Hard Hat® Galvanizing Zincs

- Cathodic protection of bare and galvanized steel
- Resists 500 hours of salt spray testing (DIN 50021 SS)
- To recoat within one hour, brush version after 4 hours
- To recoat with Hard Hat® metallic sprays

Galva Zinc

0209	Volume Grams	Volume Millilitres
RUS-1085.1	1000	-
RUS-2185	-	500
Tech Sheet 60572		

- Zinc coating with sparkling aluminium particles
- The best compromise between a zinc spray and an aluminium spray
- Resists 340 hours of salt spray testing (DIN 50021 SS)

Galva Zinc-aluminium

0209	Volume Grams	Volume Millilitres
RUS-1017.1	1000	-
RUS-2117	-	500
Tech Sheet 60571		

- The super-fast zinc primer
- Tack free after just 5 minutes, to handle after 10 minutes
- Ideal for production and construction environments
- Resists 400 hours of salt spray testing (DIN 50021 SS)

Galva Expresse, 500ml

0209
RUS-2180
Tech Sheet 60576

- Appearance similar to new galvanized
- For touching up new galvanized
- Resists 310 hours of salt spray testing (DIN 50021 SS)
- Lower zinc contents, more aluminium

Galva Plus, 500ml

0209	Colour
RUS-2120	Zinc Gloss
Tech Sheet 60574	

	2185/1085.1 Galva Zinc	2180 Galva Expresse	2117/1017.1 Galva Zinc-Alu	2120 Galva Plus
Appearance	Matt Grey	Matt Grey	Sparkling Aluminium	Aluminium Gloss
Zinc %	90%	68%	80%	54%
Aluminium %	0%	1%	10%	23%
Salt Spray Test	500 hrs	400 hrs	340 hrs	310 hrs
Tack Free	10 min / 15 min	5 min	20 min / 30 min	15 min
To Handle	30 min / 2 hrs	10 min	60 min / 3 hrs	60 min
Heat-resistant	450°C / 100°C	350°C	450°C / 100°C	150°C
Main Advantage	Best protection	Quick drying	Good protection and finish	Finish like new galvanised

MAINTENANCE PAINTS

RUST-OLEUM®

Hard Hat® Topcoats

For use on engines, heat cannons, steam pipes, boilers, radiators, vents, barbecues and stoves.
750°C maximum temperature for short periods.

Heat-resistant, 500ml

0209	Colour
RUS-7778	Black Satin Gloss
RUS-7715	Aluminium
Tech Sheet 60579	

Adheres to metal, wood, concrete, tile floors and parquet Very quick drying (5 to 10 minutes).
For use on floors, steps, thresholds, etc
Makes every surface non-skid in a second.

Anti-slip, 500ml

0209	Colour
RUS-2410	Transparent
RUS-2444	Safety Yellow
RUS-2479	Black

TIP: for maximum efficiency of fluorescen colours, spray over matt white and finish with Hard Hat® clear coat.

Fluorescent Top Coats, 500ml

0209	Colour
RUS-2222	Blue
RUS-2255	Orange
RUS-2264	Red
RUS-2242	Yellow
Tech Sheet 60578	

Hard Hat® Metallics

Metallic sprays combine a bright metallic appearance with the durable protection of a standard topcoat.

- Gloss or sparkling metallic appearance
- To restore the metallic appearance
- For use on bare metal, galvanized, zinc primers or anti-rust primers

Durable Protection, 500ml

0209	Colour
RUS-2111	Sparkling Aluminium
RUS-2115	Silver Aluminium
Tech Sheet 60577	

- Greater abrasion resistance
- Better anti-corrosion properties than other metallics
- Excellent UV resistance (does not discolour)
- Resists acids, chemicals and alkalis

Stainless Steel Coating, 500ml

0209
RUS-2116
Tech Sheet 60577

Marking Aerosols

- For marking difficult substrate
- Best hiding power, weather-resistant and watertight
- For use on metal, concrete, asphalt, gravel, soil, grass, wood, etc
- Works even on slightly wet surfaces
- Upside down spraying system
- Up to 70m marking (3cm width)

Hard Hat® High Performance, 500ml

0209	Colour	RAL Code
RUS-2358	Red Orange	-
Tech Sheet 60580		

- For use with line applicators
- Adjustable line width 5 to 10cm
- Light traffic possible after just 4 hours
- Adheres to asphalt, concrete, grass, metal and wood, etc
- Up to 120m marking (5cm width).

Hard Hat® Line Marking, 500ml

0209	Colour
RUS-2391	White
Tech Sheet 60581	

LEAKSEAL™

LEAKSEAL™ is an easy-to-use, rubberised protective coating designed to fill and seal leaks and cracks.
It provides a watertight, flexible seal

- Seals leaks and cracks
- Watertight semi-smooth finis
- Can be top-coated with latex or oil-based paints
- For use on metal, aluminium, PVC, concrete, masonry, asphalt roofing materials, etc

Flexible Rubber Coating

0209	Colour	Volume Millilitres
RUS-3410	Transparent	500
RUS-3478	Black	500
RUS-3490	White	500
Tech Sheet 20132		

Pipeline Identification Colour

Pipe Contents	RAL Code	CombiColor® Metal Protection	Hard Hat® Aerosols
Gas	RAL 1004	7349	2149
Fire Fighting	RAL 3000	7365	2165
Air	RAL 5012	7323	2123
Combustable Liquids	RAL 8001	7373	2173
Acids & Alkalis	RAL 4001	7363	2163
Water	RAL 6010	7334	2138
Other Liquids	RAL 9005	7379	2179
Steam	RAL 9006	7315	2114

MAINTENANCE PAINTS

RUST-OLEUM®

Hard Hat® Topcoats

- Goes further: more paint in the can, resulting in a higher coverage: 3-4m².
- One Hard Hat® aerosol equals up to 2-3 standard aerosols.
- Works quicker: a higher film build without drips or runs.

Advantage, 500ml

0209	Colour	RAL Code
RUS-2114	Aluminium White	RAL 9006
RUS-2123	Light Blue	RAL 5012
RUS-2124	Signal Blue	RAL 5005
RUS-2125	National Blue	–
RUS-2126	Gentian Blue	RAL 5010
RUS-2127	Ultramarine Blue	RAL 5002
RUS-2128	Sapphire Blue	RAL 5003
RUS-2133	Yellow Green	RAL 6018
RUS-2134	Signal Green	RAL 6032
RUS-2135	Reseda Green	RAL 6011
RUS-2136	Emerald Green	RAL 6001
RUS-2137	Moss Green	RAL 6005
RUS-2138	Grass Green	RAL 6010
RUS-2141	Pearl White	RAL 1013
RUS-2142	Light Ivory	RAL 1015

0209	Colour	RAL Code
RUS-2143	Light Yellow	RAL 1018
RUS-2144	Traffic Yellow	RAL 1023
RUS-2145	Melon Yellow	RAL 1028
RUS-2146	Cole Seed Yellow	RAL 1021
RUS-2147	Signal Yellow	RAL 1003
RUS-2148	Safety Yellow	RAL 1007
RUS-2149	Golden Yellow	RAL 1004
RUS-2151	Pastel Orange	RAL 2003
RUS-2152	International Orange	RAL 2002
RUS-2154	Yellow Orange	RAL 2000
RUS-2163	Red Lilac	RAL 4001
RUS-2165	Bright Red	RAL 3000
RUS-2166	Traffic Red	RAL 3020
RUS-2174	Signal Brown	RAL 8002

0209	Colour	RAL Code
RUS-2176	Black Satin Gloss	RAL 9005
RUS-2178	Black Matt	RAL 9005
RUS-2179	Black	RAL 9005
RUS-2181	Light Grey	RAL 7035
RUS-2184	Steel Grey	RAL 7001
RUS-2186	Marine Grey	RAL 7005
RUS-2187	Stone Grey	RAL 7032
RUS-2189	Anthracite Grey	RAL 7016
RUS-2190	White Matt	RAL 9010
RUS-2192	White	RAL 9010
RUS-2193	White Satin Gloss	RAL 9010
RUS-2194	Cream	RAL 9001
RUS-2500	Transparent	–
	Tech Sheet 10532	

Hard Hat® Colours

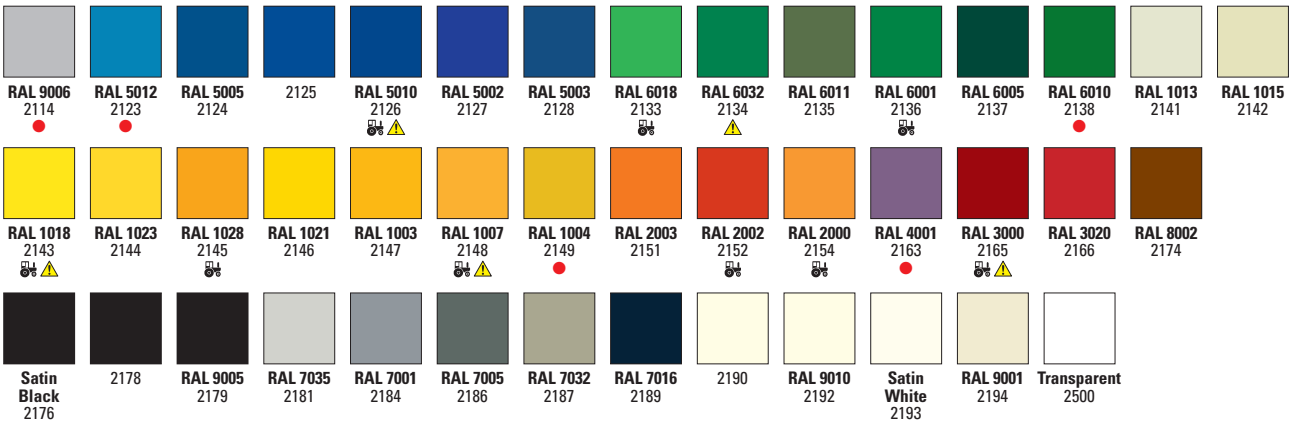

Machine Colours

2126 Ford Blue, agricultural machinery
2133 Deutz Green, agricultural machinery
2136 John Deere Green, agricultural machinery
2143 John Deere Yellow, agricultural machinery
2145 Caterpillar Orange, excavators, dredging cranes
2148 JCB excavators
2152 Linde Orange, excavators
2154 STILL Orange, fork-lift trucks
2165 Massey Ferguson and New Holland Red, agricultural machinery
2186 Deutz Grey, agricultural machinery

Identification Colours

(See pipeline identification colours on page 796)

2114 Steam
2123 Air
2138 Water
2149 Gas
2163 Acids
2173 Liquid spirits
2179 Other liquids

Safety Colours

2126 Fresh water
2134 Safe place, escape routes, showers, exits
2143 Danger
2148 Take care/warning of danger, poison, explosion, radio-active radiation
2165 Stop/forbidden/fire extinguishe

MAINTENANCE PAINTS

RUST-OLEUM®

CombiColor Paints

- The first coating t combine the functions of a rust-preventive primer and gloss finish in one
- One coat maintenance system for metal, can be applied directly to rust
- Long-lasting protection
- Interior and exterior use
- Sag resistant, no brush strokes
- White spirit dilutable
- Low odour
- Applicable from +5°C
- Remains flexible under all conditions

Smooth, 750ml

0209	Colour	RAL Code
RUS-7314	Gold	-
RUS-7315	White Aluminium	RAL 9006
RUS-7323	Light Blue	RAL 5012
RUS-7326	Gentian Blue	RAL 5010
RUS-7328	Ultramarine Blue	RAL 5002
RUS-7329	Steel Blue	RAL 5011
RUS-7339	Fir Green	RAL 6009
RUS-7342	Light Ivory	RAL 1015
RUS-7343	Light Yellow	RAL 1018
RUS-7348	Safety Yellow	RAL 1007
RUS-7349	Golden Yellow	RAL 1004
RUS-7365	Bright Red	RAL 3000
RUS-7366	Traffic Red	RAL 3020
RUS-7377	Chestnut Brown	RAL 8011
RUS-7379	Black	RAL 9005
RUS-7381	Light Grey	RAL 7035
RUS-7382	Steel Grey	RAL 7001
RUS-7386	Navy Grey	RAL 7005
RUS-7392	White	RAL 9010
Tech Sheet 10369		

Smooth, 2.5 Litre

0209	Colour	RAL Code
RUS-7315-2.5L	White Aluminium	RAL 9006
RUS-7322-2.5L	Marlin Blue	-
RUS-7326-2.5L	Gentian Blue	RAL 5010
RUS-7328-2.5L	Ultramarine Blue	RAL 5002
RUS-7335-2.5L	Reseda Green	RAL 6011
RUS-7336-2.5L	Emerald Green	RAL 6001
RUS-7337-2.5L	Moss Green	RAL 6005
RUS-7342-2.5L	Light Ivory	RAL 1015
RUS-7346-2.5L	Cole Seed Yellow	RAL 1021
RUS-7348-2.5L	Safety Yellow	RAL 1007
RUS-7349-2.5L	Golden Yellow	RAL 1004
RUS-7354-2.5L	Yellow Orange	RAL 2000
RUS-7365-2.5L	Bright Red	RAL 3000
RUS-7366-2.5L	Traffic Red	RAL 3020
RUS-7377-2.5L	Chestnut Brown	RAL 8011
RUS-7379-2.5L	Black	RAL 9005
RUS-7381-2.5L	Light Grey	RAL 7035
RUS-7382-2.5L	Steel Grey	RAL 7001
RUS-7386-2.5L	Marine Grey	RAL 7005
RUS-7392-2.5L	White	RAL 9010
Tech Sheet 10369		

CombiColor Colours

7314	**RAL 9006** 7315 ●	7322	**RAL 5012** 7323 ●	**RAL 5015** 7324	**RAL 5010** 2126 🚜⚠	**RAL 5002** 7328	**RAL 5011** 7329	**RAL 6018** 7333 🚜	**RAL 6010** 7334 ●	**RAL 6011** 7335	**RAL 6001** 7336 🚜	**RAL 6005** 7337	**RAL 6009** 7339	**RAL 1015** 7342	**RAL 1018** 7343 🚜⚠
RAL 1021 7346	**RAL 1007** 7348 🚜⚠	**RAL 1004** 7349 ●	**RAL 2000** 7354 🚜	**RAL 4001** 7363 ●	**RAL 3000** 7365 🚜⚠●	**RAL 3020** 7366	**RAL 8001** 7373 ●	**RAL 8011** 7377	**RAL 9005** 7379 ●	**RAL 7035** 7381	**RAL 7001** 7382	7383	**RAL 7005** 7386 🚜	**RAL 9010** 7392	7330

🚜 Machine Colours

7326 Ford Blue
7333 Deutz Green
7336 John Deere Green
7343 John Deere Yellow
7348 JCB excavators
7354 STILL Orange
7365 Massey Ferguson
7365 New Holland Red
7386 Deutz Grey

● Identification Colours

(See pipeline identification colours on page 796)

7315 Steam
7323 Air
7334 Water
7349 Gas
7363 Acids
7365 Fire-fightin
7373 Liquid spirits
7379 Other liquids

⚠ Safety Colours

7326 Fresh water
7343 Danger
7348 Danger warning of poison, explosion, radio-active radiation
7365 Stop/forbidden/fire extinguishe

MAINTENANCE PAINTS

RUST-OLEUM®

CombiColor Paints

CombiColor Colours

Satin

7375


7394

Matt

7378


7390

Hammertones Colours

750ml & 2.5 Litre Tin

7321

7332

7345

7362

7364

7374

7376

7384

7388

Satin, 750ml

0209	Colour	RAL Code
RUS-7375	Black	RAL 9005
Tech Sheet 10369		

Satin, 2.5 Litre

0209	Colour	RAL Code
RUS-7375-2.5L	Black	RAL 9005
RUS-7394-2.5L	White	RAL 9010
Tech Sheet 10369		

Matt, 750ml

0209	Colour	RAL Code
RUS-7378	Black	RAL 9005
Tech Sheet 10369		

Matt, 2.5 Litre

0209	Colour	RAL Code
RUS-7378-2.5L	Black	RAL 9005
RUS-7390-2.5L	White	RAL 9010
Tech Sheet 10369		

With their masking effect, hammertone finishes are ideal for use on steel constructions, machines, cable channels, electric tools, work and switch boxes, ventilation ducts and other surfaces requiring a glossy and hammertone look.

Hammertones, 750ml

0209	Colour
RUS-7338	Dark Green
RUS-7345	Gold
RUS-7362	Copper
RUS-7374	Brown
RUS-7388	Dark Grey
Tech Sheet 10369	

Hammertones, 2.5 Litre

0209	Colour
RUS-7321-2.5L	Light Blue
RUS-7332-2.5L	Light Green
RUS-7376-2.5L	Black
RUS-7384-2.5L	Light Grey
RUS-7388-2.5L	Dark Grey
Tech Sheet 10369	

CombiColor Primers & Thinners

- Recoatable after 2 hours
- Red for dark coloured topcoats
- Grey for light coloured topcoats
- Lead and chromate free
- For even longer anti-rust protection

Anti-corrosion Primer, 750ml

0209	Colour
RUS-3369	Red
RUS-3380	Grey
Tech Sheet 10369	

Anti-corrosion Primer, 2.5 Litre Tin

0209	Colour
RUS-3369-2.5L	Red
RUS-3380-2.5L	Grey
Tech Sheet 10369	

CombiColor coatings are ready for immediate use with brush or roller. For spray application however it is advised to use a CombiColor thinner. The thinners are ideal for surface preparation as well.

Thinners, 1 Litre

0209	To Suit
RUS-7301.1	Smooth
Tech Sheet 10369	

X1 MAINTENANCE SPRAYS

X1 Cutting/Tapping Spray

500ml

0209
RUS-1611
Tech Sheet 20108

X1 Multi Purpose Welding Spray

500ml

0209
RUS-1613
Tech Sheet 20110

X1 Silicone Spray

500ml

0209
RUS-1615
Tech Sheet 20112

X1 Chain Drive Spray

500ml

0209
RUS-1612
Tech Sheet 20109

X1 White Grease Spray

500ml

0209
RUS-1617
Tech Sheet 20115

PROFESSIONAL LUBRICANTS

WD-40 Lubricant

- Cleans – WD-40's ultra-high surface attraction enables it to get under dirt, grime and grease to clean and dissolve adhesive
- Displaces moisture – WD-40 covers surfaces and microscopic irregularities to eliminate moisture and dry out electrical systems

100ml Can

9036
44201

- Penetrates – WD-40's super penetrating action loosens stuck, frozen or rusted metal parts
- Lubricates – WD-40 contains no silicone or other additives that attract dust and dirt which means it clings to moving parts preventing them from jamming

450ml Can with Smart Straw

9036
44037

- Protects – WD-40 deposits corrosion resistant ingredients to shield metal surfaces against moisture and rust

600ml Can

9036
44116

5 Litre with Spray Applicator

9036
44506

25 Litre Plastic Drum

9036
44025

CLEANING & SPECIALIST PRODUCTS

7063 Cleaner & Degreaser

General parts cleaner which leaves no residue – ideal for use prior to adhesive bonding and sealing applications. Compatible with metal, glasses rubber, most plastics and painted surfaces.

- Clean products prior to using Loctite adhesives/sealants

0753	Volume Millilitres
LOC-195814	400
Tech Sheet 67949	

7840 Cleaner & Degreaser

A concentrated, biodegradable cleaner/degreaser that contains no hazardous solvents and dilutes with water to meet a wide range of industrial cleaning applications.

- Typical applications for this product include engines, motors, castings, valves, bearings, tanks, machinery, exterior siding, windows, carpets, concrete floors, asphalt, vehicles etc
- Substances it can remove include grease, lubricants, cutting oils, fuel oils, tar, road salt, light carbon, food stains, wax, animal fat, mildew and soot
- This product has a pine odour but is also available fragrance-free

0753	Volume Millilitres
LOC-235330	750
Tech Sheet 67950	

7850 Fast Orange Hand Cleaner with Pumice

Natural hand cleaner made from Citrus rinds. Contains no synthetic solvents, mineral oils or petroleum distillate. Contains fine pumice for deep cleansing

- Contains Jojoba oil, lanolin and aloe to moisturise the skin
- pH balanced
- Easy pump dispenser
- Biodegradable

0753	Volume
LOC-234228	400ml
LOC-234258	3 Litres
Tech Sheet 67951	

8040 Freeze & Release

- This product is a special mineral oil formulation to free rusted, corroded and seized parts
- The shock-freezing effect will cool parts instantly down to -43°C and cause microscopic cracks in the layer of rust
- This allows the lubricating ingredients to wick directly into the rust by capillary action
- Released parts remain lubricated and protected from corrosion



Lubricant

0753	Volume Millilitres
LOC-760225	400
Tech Sheet 67952	

Superlube Oiler

0753	Volume Millilitres
LOC-399422	7

Manual Hand Gun

- 50ml Dual cartridge application
- Manually operated dispenser
- Used for 1:1 and 2:1 mix ratio products
- Cartridges for use with this gun are 4090 and 3430 adhesives

Cartridges not included

0753
LOC-267452

PORTWEST

For **Knee Protection** see page **1759**

65 years ago Ambersil began manufacturing products developed to meet the most exacting standards of industry.

Ambersil has grown to become a true ‘single source’ supplier for industrial aerosols and chemicals. We provide maintenance professionals with exceptional product quality and performance, whilst maximising value for money. The Ambersil MRO product range is your strategic maintenance chemical partner.

- Targeting Cleaning / Degreasing
- Targeting Lubrication, Oils, & Greases
- Targeting Anti-Corrosion & Paints
- Targeting Welding
- Targeting Metal Working
- Targeting Fault Finding
- Targeting Workshop Additions
- Targeting Polymer Processing
- Targeting Food / Beverage / Pharma

FOOD PROCESSING SAFE®

CLEANING

Amberclens Anti-static Foaming Cleaner

Use to remove general grime and soiling on all hard surfaces or on upholstery to gently lift out grime. Particularly effective as a post-maintenance cleaner for removing finger marks and oil residues. Anti-static formulation inhibits dust attraction.

0229	Volume
6160001000	400ml
6160001200	750ml

Tech Sheet 20636

Ambersolv Citrus Based Foaming Cleaner

Formulated from a blend of high-grade citrus oils and surfactants. An ideal alternative to traditional solvents and highly alkaline cleaners. Suitable for use in industrial, aerospace and general industrial applications.

Biodegradable, water-based formulation.

Non-flammable.

0229	Volume
6160005000	400ml
6330061005	5 Litre

Tech Sheet 20637

Amberklene FE10

General degreasing of machinery including chains, gears, cogs, drives, motors, bearings, and more. Particularly suitable for removing grease from bearing housings and gear teeth and copper paste from threaded fasteners.
Also used for stain removal on textiles.

Fast Drying Solvent

0229	Volume Millilitres
6130002500	400

Tech Sheet 20638

Amberklene ME20

For tough and old grease deposits which require a longer contact time. Use on pumps, gearboxes, drives exposed to the elements or with longer service intervals.

Heavy-duty Solvent

0229	Volume Millilitres
6130002600	400

Tech Sheet 20639

Amberklene LO30

Use for general degreasing on bearings, drive, motors, gears and chains but without the traditional odour associated with solvent degreasers.

Low Odour Solvent

0229	Volume
6130002700	400ml
6230003705	5 Litre

Tech Sheet 20640

BA40 Solvent

For removal of uncured sealants and adhesives, particularly during aircraft maintenance. Extremely fast evaporating solvent degreaser.

Water Soluble Solvent

0229	Volume Millilitres
6130002800	400

Tech Sheet 20641

Ambertron Contact Cleaner

For use on critical electronic components where only the purest contact cleaners can be used. Removes light oils and contamination safely on PCB's, relays, all electrical contacts, switches and more.

0229	Volume Millilitres
6130001500	400

Tech Sheet 10528

Lec-Klene

For use on electronic and aviation components requiring a powerful yet ultra-safe solvent degreaser.Powerful solvent degreaser that removes oil, grease, grime, wax and tar.

Suitable for use in confined or enclosed spaces, and areas where high flash point is required.

High Flash Point Solvent

0229	Volume Millilitres
6130002900	400

Tech Sheet 20642

Ambersolv SB1

Dissolves grease and grime from bearings, removes old lubricant from drives, slides, and guide rails.

Effective on a wide range of soiling such as oil, grease, tar, bitumen, silicones, rubber-based adhesives, oil-based paints, inks and dyes.

Citrus Based Solvent Cleaner

0229	Volume
6190003000	400ml
6330062005	5 Litre

Tech Sheet 20644

CLEANING

Brake Cleaner

Brake Cleaner is a strong non-chlorinated solvent blend to quickly and safely remove brake fluid, grease, oil and other contaminants from brake and clutch parts.

0229	Volume Millilitres
6170030000	500
Tech Sheet 20645	

EPP Hard Surface Cleaner

An environmentally preferred product that can be used on all floors as a cleaner to remove grease, grime, bitumen and other soiling types.

Removes a wide variety of soiling including: grease, oil, wax, and polish.

0229	Volume Litres
6330007005	5
Tech Sheet 20649	

CCL100

A versatile product for use on electrical contacts and switchgear.

Cleans, lubricates and prevents corrosion all in one application.

Contact Cleaner & Lubricant

0229	Volume Millilitres
63700M7018	400
Tech Sheet 20653	

GS5 Gasket Stripper

Removes in-place gaskets from engines, gearboxes, drive and chain enclosures.

Use to remove thread locking compounds, silicone sealant, and mastics.

0229	Volume Millilitres
63700M7028	400
Tech Sheet 20646	

N F Precision Cleaner

An advanced solvent contact cleaner that is non-flammable and ideal for servicing lifts and critical electronics that cannot be switched off.

Excellent materials compatibility. Specifically formulated for cleaning delicate electronics.

Non-flammabl

0229	Volume Millilitres
6130001560	400
Tech Sheet 20651	

EPP Degreaser

Use to degrease components when a regular solvent cleaner cannot be used. Use on gearboxes, hydraulic systems, open gears, chains and pumps to remove a variety of heavy soiling types.

An environmentally preferred product that is a non-flammable water based degreaser.

- 750ml are trigger bottles
- 5 Litre are bulk tubs

Biodegradable Cleaner Degreaser

0229	Volume
6060001570	750ml
6330001005	5 Litre
Tech Sheet 20654	

Fast Clean 200 & 201

Advanced degreasing solvent that is both exceptionally fast drying and very powerful.

Super Fast Degreaser

0229	Volume Millilitres
63700M7019	400
Tech Sheet 20648	

IPA

Ideal for cleaning optical devices, switches and PCB's. Use where a safe solvent is required on delicate electronics.

Excellent material compatibility, safe to use on plastics and rubber.

Isopropyl Alcohol Electronic Cleaning Solvent

0229	Volume Millilitres
6130012000	400
Tech Sheet 20652	

Universal Screen Cleaner

Removes grime and finger marks from control VDU s, online status screens and all monitors.
Ideal for cleaning thermal imaging camera screens.

Can be used on most screen types including LCD, TFT and Plasma.

0229	Volume Millilitres
6130004050	400
Tech Sheet 20655	

CLEANING

Anti-static Spray

Use on plastic surfaces prone to static charge prior to maintenance or as part of a static control program.

0229	Volume Millilitres
6130004020	400
Tech Sheet 20656	

Invertible Air Duster

Non-flammable dry air blast for removing loose dry contamination from electronics.

360° Spray system for all angle use.

0229	Volume Millilitres
6130004000	200
Tech Sheet 20657	

Ambersil Wipes

Super high absorbency hand wipes over-layered with an effective polymer web to give all the cleaning power of pumice without the scratching.

Contains anti-pathogen agents highly effective against common bacteria and viruses such as Weil's Disease, MRSA, Salmonella, Listeria and E. Coli. Passes BS 12054 (hand sanitising) and BS 1276 (surface sanitising).

High Absorbency Cleaning Wipes

0229	Quantity
6330272100	100
Tech Sheet 20658	

Glass Cleaner

Use on all glazed and ceramic surfaces to remove light soiling and marks.

0229	Volume Millilitres
6160004000	400
Tech Sheet 20660	

Multi-surface Polish

Developed to cut through and remove industrial soiling which is more tenacious than domestic or office soiling

0229	Volume Millilitres
6190010000	400
Tech Sheet 20661	

Air Duster

A liquefied propellant which provides a powerful blast for the easy removal of dust and loose contamination from precision equipment such as cameras and printed circuit boards to general cleaning in areas where the use of a liquid cleaner may be undesirable.

Non-flammable

0229	Volume Millilitres
6130012100	400
Tech Sheet 20662	

Label Remover

Removes all types of self-adhesive labels from equipment.

Fast and effective removal of self-adhesive paper labels, reducing scraping.

0229	Volume Millilitres
6190012000	200
Tech Sheet 20663	

For **Cleaning Stations** see page **1764**

LUBRICATION

40+

A true multi-purpose treatment: it can be used as a penetrant, a lubricant, an anti-corrosion coating to prevent flash rusting on steel, and as a moisture displacer in high humidity environments.

- 400ml are aerosols
- 5 Litre are bulk tubs

Multi-purpose, Industrial Protective Lubricant

0229	Volume
6130007000	400ml
6230005100	5 Litre

Tech Sheet 20664

AGL1

Use to displace moisture and protect electrical contacts from corrosion.

Provides precision lubrication by its thin, high dielectric strength, lubricating film

Greaseless Lubricant

0229	Volume Millilitres
6130009000	400

Tech Sheet 20665

Amberglide

Use where temperatures regularly reach a sustained 120°C to 160°C such as photocopier fuser units and moving parts near heat sourced e.g. conveyors, sideways and chutes. Particularly suitable to rapidly oscillating packaging equipment arms.

Cleans, lubricates and waterproofs.

PTFE Lubricant

0229	Volume Millilitres
6130013000	400

Tech Sheet 20666

AMS4

Use on high voltage and 3-phase connector casing and joints to seal against moisture ingress, assist assembly/ disassembly and prevent cracking of rubber seals.

Insulates high voltage parts against leaking or arcing, Waterproofs electronics in damp or humid conditions.

Multi-purpose Silicone Grease

0229	Volume Millilitres
6130008500	400

Tech Sheet 20667

Chainspray & FLT Chain Spray

Use on all types of chain and drives including conveyors, door mechanisms, quarry plant, drying ovens doors, and forklift trucks. Ideal for fast moving or exposed chains.

Offers maximum adhesion to chain links with excellent penetration.

Separate version specifically developed for Fork Lift Trucks (500ml).

Chain & Drive Lubricant

0229	Volume Millilitres
6150001100	400
6170030010	500

Tech Sheet 20668

Gear & Wire Rope

Ideal for open gears in dusty environments (e.g. quarries) where the dry film will not attract dust. Use all wire ropes subjected to tension and/or movement.

Forms a dry non-peeling film that overcomes the limitations of grease lubrication and pressure cushions.

Heavy-duty Lubricant

0229	Volume Millilitres
6150007000	400

Tech Sheet 20669

Rust Flash

For use on all seized fasteners, particularly those corroded or rusted. Ideal for bolts on equipment located outside and subjected to adverse conditions.

Rust is shock-cooled, cracking it and allowing penetrating oils to work, Very fast acting for rapid job turnaround.

Rust Loosener with Freeze Shock Effect

0229	Volume Millilitres
6150003601	500

Tech Sheet 20670

Penetrating Oil

Use as a highly effective release agent for seized fasteners, particularly bolts and grub screws.

Frees seized components rapidly.

FOOD PROCESSING SAFE

Penetrant for Seized Parts

0229	Volume Millilitres
6150003600	400

Tech Sheet 20671

Dry Film Anti-stick

Use on guide rails on production lines to prevent jams; ideal for use as a non-tainting lubricant on packing and cardboard folding machines.

Forms a dry non-staining film, exhibits excellent friction retardant properties.

Dry PTFE Lubricant

0229	Volume Millilitres
6140003500	400

Tech Sheet 20672

LUBRICATION

Copper Anti-seize

Use on threaded fasteners to prevent seizing during prolonged maintenance intervals, in hostile/high humidity environments and areas subjected to high torque and/or temperatures.

Reduces friction and wear, good corrosion protection even in highly corrosive environments, Operational temperature range: -30°C to +1100°C.

- 400ml are aerosols
- 500gm are containers

High Temperature Anti-seize

0229	Volume
6190014010	400ml
6150001030	500g
Tech Sheet 20673	

Silicone Lubricant

Use for plastic-to-plastic lubrication, extra slip on chutes or slides, and on push fit pipes. Can also be used as a general mould release agent or as a cutting aid on paper/textile blades. Use on printing lines to reduce ink adhesion.

General Purpose

0229	Volume Millilitres
6190015000	500
Tech Sheet 20674	

Ambergrease EXL

Use on critical and high load bearings and sliding surfaces. Suitable for use in applications where a longer service interval is required.

Exceptional load carrying capacity: 4-ball weld load >800Kg, Mean Hertz Load 125kg, Timken OK load: 25Kg, Highly visible red, NLGI type 2 grease, Lithium-Calcium Complex thickener.

Extended Life, High Performance Bearing Grease

0229	Volume Millilitres
6150001010	400
Tech Sheet 20675	

Silicone Anti-stick

High concentration silicone lubricant for more demanding applications with higher loads or increased speeds e.g. robotic picking lines, conveyors, pallet guide rails and close tolerance fitting of large bore pipes.

Ideal for use where high standards of purity are essential, helps prevent line jams, inhibits adhesive build up on blades and sealers.

Concentrated Silicone Lubricant

0229	Volume Millilitres
6140001500	400
Tech Sheet 20676	

Dry Moly

Use in higher load applications where PTFE lubricants would fail, but a dry film is still required. Use as a running-in treatment on rolling and sliding bearings.

Use as a lubricant for guides and joints; on wheel bearings on kiln carts; or lubrication of open gears.

Operational temperature range:
-150°C to +400°C.

Molybdenum Disulphide Lubricant

0229	Volume Millilitres
6150002000	400
Tech Sheet 20677	

Multi-lube

Versatile lubricant for use in mechanical handling maintenance, cleans, lubricates and protects against corrosion.

Multi-purpose Lubricant

0229	Volume Millilitres
6170030020	500
Tech Sheet 20678	

White Spray Grease

Ideal for use on automotive door hinges. Use on runners, guide tracks, and other moving parts, NLGI grade 2 grease in an aerosol

Multi-purpose White Grease

0229	Volume Millilitres
6170030040	500
Tech Sheet 20679	

Tufcut

Tufcut is a range of specialist metal cutting lubricants based on a mixture of lubricants, extreme pressure additives and anti-oxidants. The range has been formulated to offer instant, ready-to-use metal machining products that provide exceptional performance in demanding applications. All the products are suitable for use on a wide range of metals, including stainless and high carbon steels where "right first time" results are required

Metal Cutting Lubricant

0229	Volume
6150006000	350ml Liquid
6150005500	400ml Spray
6150006500	300ml Foam
6150006100	500g Compound
Tech Sheet 10365	

ANTI-CORROSION

Corrosion Inhibitor

Use on ferrous metal as a long-term protective coating for stored equipment. Film will not harden or crack, forms a 'self repairing' waxy film.
Will not stain or mark components.

Waxy Anti-corrosion Treatment

0229	Volume Millilitres
6190011600	400

Tech Sheet 20680

Cold Galvanise Spray

Provides Cathodic protection to steel.
Ideal for pipes, housings, and structural metal exposed to the weather.
Sacrificial coating protects metalwork and steels from corrosion.

Zinc-Rich Protective Coating

0229	Volume Millilitres
6190011001	400

Tech Sheet 20681

Bright Cold Galvanise

Bright, Cold Galvanise weathers naturally, mimicking the natural hot-dip galvanise finish. Barrier coating protects metalwork and steels from corrosion.

Repair Coating for Hot-Dip Steel

0229	Volume Millilitres
6190011501	400

Tech Sheet 20682

Galva Shine

Offers an exact colour match to aesthetic architectural hybrid zinc galvanised metal supports.Resists weathering, retaining a super bright finish

Aesthetic Protective Coating

0229	Volume Millilitres
6190011510	400

Tech Sheet 20683

Inox 200

Use on glass pearl blasted stainless steel as a touch-up and anti-corrosion paint. Heat resistant up to 300°C.

Protective Coating for Stainless Steel

0229	Volume Millilitres
6190011513	400

Tech Sheet 20684

Alu Hi Temp

Use on furnace doors, boiler casings, drying ovens, foundry manipulators, and equipment subjected to continuous high temperatures. Continuous protection up to 600°C.

High Temperature Corrosion Protection

0229	Volume Millilitres
6190011511	400

Tech Sheet 20685

Zinc Primer

Zinc phosphate primer promotes adhesion of top-coat paint to 'difficult' substrates.
Dry to touch in 30 minutes, dry to paint in 1 hour (recommended 24 hours for best results).

Multi-purpose Metal Primer

0229	Volume Millilitres
6190011512	400

Tech Sheet 20686

Battery Terminal Protector

Protects battery terminals on forklift trucks, generators, and UPS from wear and corrosion and seals out damp from battery connections.
Highly visible dye gives early warning of acid leakage by changing from yellow to red.

Anti-corrosion Terminal Treatment

0229	Volume Millilitres
6170030050	500

Tech Sheet 20687

Acrylic Conformal Coating

Apply to PCB's and electronics to protect against arcing, dust, moisture and contamination.
Colourless conformal coating, insulates and seals out moisture and dust, flexible lacquer will not crack or chip.

0229	Volume Millilitres
6130004030	400

Tech Sheet 20688

SV 100

Apply to electric motors as an insulation and protective coating to the windings.
Insulates all types of electrical systems against high humidity.

Anti-tracking Insulating Film

0229	Volume Millilitres
63700M7036	400

Tech Sheet 20689

INSPECTION/DETECTION

Leak Detector

Spray on gaseous pipes and joins to identify leaks. Ideal for preventative maintenance checks, new installation checks, and on all HVAC systems.

Water-based formulation, no oils, silicones or harmful solvents; no 'run off' hazard, non-flammable and completely odourless.

- 400ml aerosols
- 5 Litre bulk tubs

Water Based

0229	Volume
6190019000	400ml
Tech Sheet 20690	

Flaw Detectors, Cleaner, Penetrant & Developer

Use as a highly accurate check for weld quality. Ideal for use on military vehicle repair, boiler maintenance, and storage tank fabrication.

Fast acting visual results.

Highly effective system that can be used anywhere, simply, and without complicated test equipment.

Can be applied direct to the component to be tested without the need for dismantling the equipment.

Dye Penetrant Non-destructive Testing System

0229	Volume Millilitres	Description
6190005600	400	Part 1 - Cleaner
6190006510	400	Part 2 - Penetrant
6190007510	400	Part 3 - Developer
Tech Sheet 20692		

WELDING

Spatter Release

Traditional, non-flammable, solvent based spatter release formulation.

Prevents spatter adhesion on welding equipment, work pieces, surfaces, jigs and surrounding areas.

Non-flammable Weld Anti-spatter

0229	Volume Millilitres
6190004150	400
Tech Sheet 20693	

Bioweld

A water-based spatter release agent which gives exceptional results without the use of harmful solvents, silicones or mineral oils.

Allows post welding operations, painting, plating, galvanising etc to be undertaken without interference.

Contains a rust inhibiting agent.

Water Based Anti-spatter

0229	Volume Millilitres
6190004600	400
Tech Sheet 20694	

Easy Weld

Easy Weld provides a quick, easy way to prevent adherence of spatter to metal surfaces, and eliminates the need for chiselling, grinding or wire brushing after welding.

A workshop spatter release based on biodegradable oil.

Biodegradable Spatter Release

0229	Volume Millilitres
6190004650	400
Tech Sheet 20695	

PORTWEST

For **Respiratory Protection** see page **1755**

Perma-Lock®
2-WAY INTEGRATED ACTUATOR

PREVENTION. NOT DETECTION.™

Available from Ambersil

LOCKED IN FOR SAFETY

INTEGRATED DESIGN BENEFITS:

- Secure spray straw locks in place
- Non-slip grip
- Traditional spray in the “down” position
- Precision application in the “up” position
- Useful catch curb - prevents oily can

Ambersil have upgraded their Food Processing range under the new “Perma-Lock®” design. Perma-Lock® is a unique, non-detachable spray system with dual position spray. There are no detachable pieces that can fall off, leading to contamination of goods and exposing food manufactures and processors to costly recalls. Perma-Lock® reduces the need for expensive x-ray or metal detection equipment: preventing loss is better than detecting loss.

FOOD GRADE CLEANING & LUBRICATION

Silicone FG

Use where reduced friction is required, particularly on plastic-to-plastic components. Use on guide rails in 'finished product' lines or as a guide rail and labelling equipment anti-stick treatment to dramatically reduce label and adhesive build-up.

NSF H1 registered (N°138000) for use in the food and beverage industry.

Eliminates squeaking, binding and sticking.

NSF H1 Registered Silicone Lubricant

0229	Volume Millilitres
6150009350	400

Tech Sheet 20706

Ambergrease FG1

Ideal for all types of bearings and sliding rails/surfaces in low temperature areas (e.g. chiller/freezer), moist or wet environments, and where a longer re-lubrication interval is required.

NSF H1 registered (N°138264).

White, NLGI type 2, aluminium complex grease.

Operational temperature range: -50°C to +165°C.

Performance Grease for Food Processing Equipment

0229	Volume Grams
6150009370	400

Tech Sheet 20708

Dry PTFE Lube FG

Use for the lubrication of chutes, slides, and pins. Where silicone cannot be used.

NSF H1 (No. 139899) registered for use in the food industry.

Particularly suitable in low load, low speed applications.

Operational temperature range: -150°C to +26°C.

NSF H1 Registered Dry Lubricant

0229	Volume Millilitres
6150009520	400

Tech Sheet 20713

Chain Lube FG

Ideal for conveyor chains, chain drives, pulleys, rollers, transfer belts, hoists and overhead door drives. Can be used above the food line.

NSF H1 registered (N°137998).

Excellent penetration and lubrication properties, can be used as a general, heavy-duty, PTFE lubricant.

NSF H1 Chain Lubricant with PTFE

0229	Volume Millilitres
6150009330	400

Tech Sheet 20705

Food Grease FG

Use on plain bearings, hinges, and moving parts. Particularly useful for limited access areas where regular grease penetration may be difficult.

NSF H1 registered (N° 140258) for use in the food industry, NLGI type 2 white grease, aluminium complex thickened.

Operational temperature range: -20°C to +140°C.

NSF Registered Spray Grease

0229	Volume Millilitres
6150009500	400

Tech Sheet 20711

Belt Dressing FG

Apply to all types of belts to increase grip, reduce squeak and prolong life. Use on conveyor drive transfer belts, conveyor belts, and belts subjected to wet environments.

Belt Dressing FG is NSF H1 registered (N° 140257).

Protects belts from deterioration through oxidation and heat.

Adhesive Belt Lubricant

0229	Volume Millilitres
6150009480	400

Tech Sheet 20714

Penetrating Oil FG

For use in the food and drink industry on seized fasteners seized by heat, corrosion, over-tightening, and contamination.

NSF H1 registered (N° 140260) for use in the food industry.

Assists quick disassembly of mechanical components, fittings, and close tolerance fasteners.

NSF H1 Registered Penetrant for Seized Parts

0229	Volume Millilitres
6150009470	400

Tech Sheet 20715

Assembly Paste FG

For lubrication of bushes, sliding surfaces and small open gears. Prevents damage at start-up and protects during running-in. Protects against seizing of threaded components.

Effective from -30°C to +150°C as a lubricant and to +1100°C as an anti-seize.

Please note: Images used are to indicate type of container for products.

NSF H1 Assembly Paste & Anti-seize Compound

0229	Volume Millilitres
6150009400	400

Tech Sheet 20717

Machine Oil FG

For use in the food industry on metal-to-metal moving parts such as hinges, gimbal-mounts, safety latches, and threaded parts.

NSF H1 registered (N°137999 and 140249).

Creates a highly effective lubricating and anti-friction film. Can be used as an anti-corrosion coating for metal parts in high-humidity conditions.

NSF H1 General Purpose Lubricant

0229	Volume Millilitres
6150009340	400

Tech Sheet 20707

FOOD GRADE CLEANING & LUBRICATION

Amberclens FG

Developed for general cleaning in the food industry.
Use to remove grime or soiling from equipment post-maintenance.
NSF A1 registered (N° 137995).
Stable, non-dripping foam. Foaming action helps break down soiling for effective cleaning.

NSF A1 Foam Cleaner

0229	Volume Millilitres
6150009300	500
Tech Sheet 20696	

Amberklene FG

Developed for general degreasing in the food industry.
Use to remove grease and heavy oils from bearings, conveyor drives, and chains and hydraulic oil seepage.
Removes wax-based anti-corrosion (transportation) coatings and metal cutting lubricant.
NSF A8 and C1 registered (N° 137996 and 140261) meets guidelines for use in the food industry.
High flash point of 40°C for application safety. Penetrates quickly and removes dirt and moisture. Does not a leave residue.

NSF A8 & C1 Biodegradable Cleaner/Degreaser

0229	Volume Millilitres
6150009310	500
Tech Sheet 20698	

Stainless Steel Cleaner FG

For use on all types of stainless steel and shiny surfaces to remove light dirt, finger prints and water marks
NSF A7 and C1 registered (N°138212) for use in food industry.
Cleans and inhibits re-staining of stainless steel in one application.

NSF A7 & C1 Stainless Steel Cleaner

0229	Volume Millilitres
6150009360	500
Tech Sheet 20700	

Degreaser FG

Use to degrease components when a regular solvent cleaner cannot be used.
NSF A1 registered (N°137997).
Effective in both cold and warm water, use on gearboxes, hydraulic systems, open gears, chains and pumps to remove a variety of heavy soiling types.

NSF A1 Water Based Degreaser

0229	Volume Millilitres
6150009320	750
Tech Sheet 20697	

Industrial Degreaser FG

Use where a fast drying time and high solvency power is required. Dissolves grease and grime from bearings, removes old lubricant from drives, slides, and guide rails.
NSF A8 and K1 registered (N° 140255 and 140250) for use in food industry.
Use for degreasing and over-hauling electric motors.
Can also be used to remove adhesives.

NSF A8 & K1 Registered Heavy-duty Degreaser

0229	Volume Millilitres
6150009420	500
Tech Sheet 20701	

Contact Cleaner FG

Specifically designed for electrical maintenance in the food industry, particularly production line electronics, automated systems and optical readers.
NSF K2 registered (N° 139627) for use in the food industry.
Use to remove grime and contamination from PCB's and contacts.

NSF Registered Electrical Contact Cleaner

0229	Volume Millilitres
6150009510	400
Tech Sheet 20699	

Label & Adhesive Remover FG

Use to remove labels from shipping containers, packing boxes and bulk storage (intermediate) drums.
NSF K3 registered (N° 140259) for use in the food industry.
Removes adhesives and paper labels in 3 minutes.
Improves packaging line efficiency by reducing jamming caused by label and adhesive build-up.

NSF K3 Registered Label & Adhesive Remover

0229	Volume Millilitres
6150009450	200
Tech Sheet 20704	

Ambergrease FG2

Use on bearings subjected to high temperatures such as oven conveyors, oven fan bearings, bakery lines, drying ovens and in food container moulding operations.
NSF H1 registered (N°138265).
Translucent white NLGI type 2 silicone grease.
Operational temperature range: -20°C to +220°C.

NFS H1 High Temperature Bearing Grease

0229	Volume Grams
6150009380	400
Tech Sheet 20709	

FOOD GRADE CLEANING & LUBRICATION

Ambergrease FG3

For use on all types of bearing in food, drinks, and consumables processing. Ideal for end-of-line conveyor lubrication, conveyor drive motors, and packing areas.

NSF H1 registered (N° 140248) for use in the food industry.

Provides stable, long-term lubrication.

Operational temperature range:
-20°C to +140°C.

NSF H1 Multi-purpose Bearing Grease

0229	Volume Grams
6150009490	400

Tech Sheet 20710

Assembly Grease FG

Use in the same manner as a Copper Anti-Seize (as a general anti-seize) but also aids with the running in of bearings whilst grease is worked. Particularly effective as an anti-seize on oven fans. Can be used as a high temperature ejector pin lube for moulding white plastic food cartons.

NSF H1 registered (N°138266 and 139900).

Resists water wash-out, extending re-lubrication intervals when used as a service lubricant.

Operational temperature range:
-30°C to +1100°C.

NSF H1 Assembly Lubricant & Anti-seize Compound

0229	Volume Grams
6150009390	500

Tech Sheet 20712

Moisture Remover FG

For use on equipment to displace moisture, particularly after wash-down or because of water ingress. Ideal for use on electronics.

NSF H2 registered (No.142299) for use in the food and beverage industry.

Provides precision lubrication by its thin, high dielectric strength, lubricating film, can be used as a multi-purpose lubricant.

NSF H2 Registered Dewatering Fluid

0229	Volume Millilitres
6150009530	500

Tech Sheet 20716

MOULDING RANGE

HD-Sil Release

Exhibits excellent anti stick and slip properties. Particularly effective in mould release and injection moulding operations.

Ideal for use where a clean, colourless lubrication is required.

Operational up to +200°C.

Easily removed with solvent cleaners.

Heavy-duty Silicone Release Agent

0229	Volume Millilitres
31631-AD	500

Tech Sheet 20718

Mould Solv

Ideal for removing general mould residues and release coatings

Highly effective low odour, degreasing agent that also removes anti-corrosion, storage coatings

Efficiently cleans plastic, ferrous and non ferrous coatings.

Cleaner for Moulds & Tools

0229	Volume Millilitres
31970-AA	500

Tech Sheet 20720

Mould Protective

Non-silicone corrosion inhibitor for injection moulding tools and dies.

Repels and displaces moisture, leaving a durable, non-greasy, protective film

Mould Corrosion Inhibitor

0229	Volume Millilitres
6120005000	400

Tech Sheet 20722

No-Sil Release

Provides a wet, heavy-duty film for the release of plastic and rubber parts.

For use in injection moulding, vacuum forming and many other moulding and forming processes.

Operational up to +170°C.

Heavy-duty Non-silicone Release Agent

0229	Volume Millilitres
31971-AA	500

Tech Sheet 20719

Tool Guard

A light green, viscous, protective coating for use on mould tools. Remove moisture and provides long term protection to surfaces.

Easy identification with total coverage assured.

Will not penetrate or creep into mould tool.

Resists the effects of high humidity and acid finger marking

Excellent corrosion protection.

Highly Visible Corrosion Inhibitor

0229	Volume Millilitres
31972-AA	500

Tech Sheet 20721

Clear Mould Protective

Use on mould tools as a long-term protective coating for storage.

Repels and displaces moisture, leaving a durable, clear, protective film

Transparent Corrosion Inhibitor

0229	Volume Millilitres
6120005500	400

Tech Sheet 20723

PAINT & SURFACE PREPARATION

Acrylic Paints

Ambersil Acrylic Paint is a high quality paint designed for use in a wide variety of industrial, automotive and home and garden applications. It is also recommended as a protecting paint for repairs on all kinds of lacquered surfaces, or where a colour matched anti-corrosion finish is required.
When combined with Ambersil Cold Galvanize as a base coat, superior and long lasting anti-corrosion protection is achieved even when the surface is damaged.

- Fast drying
- Good hardening and resistance to wear
- Excellent flexibility
- High UV resistance once dry
- Good adhesion to metal, wood, glass, paintable plastics, concrete and stone
- Excellent coverage and opacity

Standard

0229	Volume Millilitres	Colour	RAL Code
6180400004	400	Bright Red	RAL 3002
6180400005	400	Blue	RAL 5015
6180400007	400	Green	RAL 6002
6180400008	400	Bright Yellow	RAL 1018
6180400006	400	Battleship Grey	RAL 7032
6180400010	400	Grey Primer	-
6180400011	400	Chrome Silver	-
Tech Sheet 20725			

Fluorescent

0229	Volume Millilitres	Colour
6180400012	400	Green
6180400013	400	Yellow
6180400014	400	Red
Tech Sheet 20725		

Matt

0229	Volume Millilitres	Colour	RAL Code
6180400000	400	Black	RAL 9011
6180400001	400	White	RAL 9010
Tech Sheet 20725			

Gloss

0229	Volume Millilitres	Colour	RAL Code
6180400002	400	Black	RAL 9005
6180400003	400	White	RAL 9016
Tech Sheet 20725			

PAINT MARKER PENS

Brilliant Paint Marker Pens

- Vibrant, long lasting paint pens for all surface marking.
- The pens come in 7 colours.
- They can write on almost any surface, including metal, glass, rubber, plastics, paint, card, concrete and wood.

3mm Nib

0229	Colour
6190050001	White
6190050002	Green
6190050003	Yellow
6190050004	Blue

0229	Colour
6190050005	Red
6190050006	Orange
6190050007	Black
Tech Sheet 20729	

PAINT & SURFACE PREPARATION

2-in-1 Primer & Paint

- Quicker than separate primer and paint.
- Fast drying time.
- Up to 3m2 coverage from single can.

Galva Colour

0229	Volume Millilitres	Colour	RAL Code
6190011530	500	Yellow	1004
6190011531	500	Red	3000
6190011533	500	Blue	5012
Tech Sheet 20732			

0229	Volume Millilitres	Colour	RAL Code
6190011536	500	Black	9005
6190011537	500	Silver	9006
6190011538	500	White	9010
Tech Sheet 20732			

SPECIALIST PRODUCTS

Paint & Graffiti Remove

- Dissolves marker pens instantly, softens acrylic paint in 3 minutes and Galva Colour in 10 minutes
- For use on hard non-porous surfaces
- Fast and effective on graffiti paint, inks and other common graffiti type
- Excellent pre-painting surface treatment

0229	Volume Millilitres
31630-AA	400
Tech Sheet 20733	

5005A Clear Silicone Sealant

- A ready to use one-part silicone sealant suitable for use as a general-purpose sealing and bonding agent.
- Offers excellent adhesion to metal, glass, and glazed ceramics.

0229	Volume Millilitres
6260020700	75
Tech Sheet 20734	

Adhesive QS900

- Especially useful for vertical surfaces where instant grab avoids slippage.
- Tack time approximately 30 seconds, instant 'grab and hold'

Spray Adhesive

0229	Volume Millilitres
6190009400	500
Tech Sheet 20735	

Adblue®

For **Adblue Fuelling Equipment**
see pages **1623-1624**

THREAD STICKS & THREADLOCKERS

LOCTITE®

Threadlocker Sticks

- Effective on all types of metal threaded fasteners. Recommended where disassembly is required. Machine tools and presses, pumps and compressors, mounting bolts and gear boxes.
- For use on threads up to M50
- Functional strength 6 hours
- Long term temperature resistance +150°C

248, Medium Strength

0753	Volume Grams
LOC-248	19
Tech Sheet 67925	

- Effective on all types of metal threaded fasteners. Recommended for use where regular removal for maintenance is not required. Suspension bolts, motor transmission and pump mounts, bearing cap bolts and studs.
- For use on threads up to M50
- Functional strength 24 hours
- Long term temperature resistance +150°C

268, High Strength

0753	Volume Grams
LOC-268	19
Tech Sheet 67926	

Thread Sealant Stick

- Recommended for all coarse metal pipe threads where disassembly is required. Ideal for use in a broad range of industries including chemical, processing, waste water treatment and automotive.
- For use on threads up to 3"
- Substrate to be sealed: Metal
- Instant low pressure seal
- Low disassembly strength
- Long term temperature resistance +150°C

561, Instant Bonding

0753	Volume Grams
LOC-561	19
Tech Sheet 67927	

Anti-Seize Sticks

- Copper based anti-seize for screws, nuts, pipes, heat exchangers etc.
- Sold lubricating agent containing copper and graphite
- N.L.G.I. Class 1

Working Temperature: -30°C to +930°C

8065, C5-A Copper, High Temperature

0753	Volume Grams
LOC-8065	20
Tech Sheet 67928	

243 Threadlocker

Particularly suitable on all metal threaded fasteners. Prevents loosening on vibrating parts such as pumps, motor mounting bolts, gear boxes or presses. Recommended for use where disassembly with hand tools is required for servicing and where parts are contaminated with oil.

- Resists vibration
- Single part – clean and easy to apply
- Can be used on all sizes of fasteners – reduces inventory costs
- Seals threads allows through-hole tapping

Medium Strength

0753	Volume Millilitres
LOC-135279	10
LOC-135278	50
Tech Sheet 67929	

270 Threadlocker

Particularly suitable for use on all metal fasteners (including stainless steels and those with protective coatings such as Zinc) where regular removal for maintenance is not required. Recommended for permanently locking studs on engine blocks and pump housings.

- Resists vibration
- Single part – clean and easy to apply
- Can be used on all sizes of fasteners – reduces inventory costs
- Seals threads allows through-hole tapping

High Strength

0753	Volume Millilitres
LOC-267380	10
LOC-232515	50
Tech Sheet 67930	

276 Threadlocker High Strength Fast Fixture

- High strength, even on passive metals
- European gas approval (EN 751-1)
- Excellent chemical and thermal resistance of cured product
- Reliable cure even at low temperatures

0753	Volume Millilitres
LOC-1266117	50
Tech Sheet 67931	

577 Thread Sealant

Particularly suitable for all coarse metal threads. Suitable for past applications at low temperatures e.g. outdoor plant maintenance. Carries the German DVGW Approval (No 96.04e 125). Tested in accordance to EN 751-1. Meets BS 6956 type B for sealing gas fittings

- Replaces hemp/tapes and pastes
- Liquids ensure complete contact between threads provides 100% seal
- Liquids will not creep, shrink or block systems (including filters) by shreddin
- Disassembly can be achieved easily with normal tools

General Purpose

0753	Volume Millilitres
LOC-229342	50
Tech Sheet 68057	

542 Thread Sealant

Particularly suitable for fine threaded fittings as used in hydraulic and pneumatic installations and small fittings in general. Carries the German DVGW approval (No.96.02E 125). Tested in accordance to EN 751-1. Meets BS 6956 type A for sealing gas fittings

- Replaces hemp/tapes and pastes
- Liquids ensure complete contact between threads provides 100% seal
- Liquids will not creep, shrink or block systems (including filters) by shredding
- Disassembly can be achieved easily with normal tools

Hydraulic & Pneumatic

0753	Volume Millilitres
LOC-135483	10
LOC-267431	50
LOC-267432	250
Tech Sheet 67932	

2701 High Strength Oil Resistance

- For the high strength locking and sealing of studs, nails and bolts
- Vibration proof
- Ideal for use on inactive substrates and/or where maximum resistance to hot oil is required

0753	Volume Millilitres
LOC-234853	50
Tech Sheet 67933	

SEALANT, RETAINER, SUPER GLUE & TAPE

572 Low Strength Slow Cure Pipeseal

- This product is designed for the locking and sealing of metal pipes and fitting
- The product cures when confined in the absence of air between close fitting metal surfaces and prevents loosening and leakage from shock and vibration
- The thrixotropic nature reduces the migration of liquid product after application to the substrate

0753	Volume Millilitres
LOC-229360	50
Tech Sheet 67941	

574 Flange Sealant

- Seals close fitting joints between rigid metal faces and flange
- The product cures when confined in the absence of air between close fitting metal surface
- Provides resistance to low pressures immediately after assembly of flange
- Typically used as a form-in-place gasket on rigid flanged connections e.g. gearbox and engine casings, etc.
- The thrixotropic nature reduces the migration of liquid product after application to the substrate

0753	Volume Millilitres
LOC-267437	50
LOC-234573	250
Tech Sheet 67942	

518 Flexible Fast Cure

- This product is a single component, medium strength, anaerobic sealant which cures when in the absence of air between close fitting metal surface
- Typical applications include sealing close fitting joints between rigid metal faces and flange
- Provides resistance to low pressures immediately after assembly of flange
- Typically used as a form-in-place gasket on ridged flanged connections, e.g. gearbox and engine casings, etc.
- The thrixotropic natures reduces the migration of liquid product after application to the substrate

0753	Volume Millilitres
LOC-229875	50
Tech Sheet 67943	

5400 Health & Safety Pipe Sealant

- No hazard symbols, no risk phrases
- White material safety data sheet
- No need for COSHH assessment
- WRAS Approved

0753	Volume Millilitres
LOC-1545634	50
LOC-1546964	250
Tech Sheet 67944	

603 Retainer

Particularly suitable for retaining close fitting cylindrical parts (up to 0.1mm gap), and for use on cylindrical fitting parts where thorough degreasing is not possible.

Tested and approved for use on bearings.

- High and moderate strength products – can carry high loads and eliminate fretting
- Fill all voids – prevent corrosion
- Reduce the need for close tolerances
- 100% contact – load and stress is distributed evenly over the joint

For Retaining Cylindrical Parts

0753	Volume Millilitres
LOC-229873	10
LOC-135280	50
Tech Sheet 67945	

638 Retainer

Particularly suitable where dynamic axial and radial loads are present. Recommended for retaining shafts, gears, pulleys and similar cylindrical parts.

- High and moderate strength products – can carry high loads and eliminate fretting
- Fill all voids – prevent corrosion
- 100% contact – load and stress is distributed evenly over the joint

For Retaining Cylindrical Parts

0753	Volume Millilitres
LOC-234795	50
Tech Sheet 67946	

641 Bearing Fit Retainer

Particularly suitable for retaining parts such as bearings, and when later dismantling will be needed.

- High and moderate strength products – can carry high loads and eliminate fretting
- Fill all voids – prevent corrosion
- Reduce the need for close tolerances
- 100% contact – load and stress is distributed evenly over the joint

0753	Volume Millilitres
LOC-267442	10
LOC-135522	50
Tech Sheet 67947	

Super Glue

Bottle, Brush Application

0753	Volume Grams
LOC-272597	5

Tube, Squeeze Application

0753	Volume Grams
LOC-272602	3

Duct Tape

0753	Width mm	Length Metres
LOC-260499	50	25

SEALANT, RETAINER, SUPER GLUE & TAPE

Power Tape

Power Tape is no ordinary multi-purpose cloth tape. Manufactured to include advanced tape technology, three power layers are combined to form an outstanding, heavy-duty, fabric-reinforced power tape.

Power Tape is 100% weatherproof* and uses a unique super strong adhesive that sticks firmly to most surfaces offering up to 50% stronger adhesion than standard cloth tapes.

Power Tape is suitable for both interior and exterior use, and has hundreds of uses around the home, garden, garage and workplace.

*Not suitable for total immersion in water.

Not intended for permanent repairs.

0753	Width mm	Length Metres	Colour
LOC-297328	50	25	Silver
LOC-298392	50	25	Black

5075 Insulating Sealing Wrap

Insulating and emergency sealing wrap.

- Can be applied to wet surfaces
- Non-sticky self fusing tape
- Temperature from -54°C to +260°C

0753	Width mm	Length Metres	Colour
LOC-1684617	10	4.27	Red
LOC-1808110	10	4.27	Black
Tech Sheet 67948			

SEALANTS & ADHESIVES

55 Pipe Sealing Cord

55 Thread Sealing Cord

0753	Length Metres
LOC-483283	50
LOC-270153	160

567 PTFE Pipe Sealant

567 PTFE Thread Sealant

0753	Volume Millilitres
LOC-234458	250

Threadlocker

290 High Strength Threadlocker

0753	Volume Millilitres
LOC-233733	50

6300 H&S Retainer

0753	Volume Millilitres
LOC-1546952	50

Magic Metal Stick

3463 Magic Metal Stick

0753	Volume Grams
LOC-265628	114

Anti-Seize

8009 Heavy-duty Anti-Seize "Brush in Lid"

0753	Volume Grams
LOC-504219	454

435 Instant Adhesive

- A rubber-toughened adhesive with increased flexibility and peel strength, along with enhanced resistance to shock
- The product provides rapid bonding on a wide range of materials including metals, plastic and elastomers, as well as porous and absorbent materials like wood, paper, leather and fabric

Clear Toughened

0753	Volume Grams
LOC-871787	20
Tech Sheet 10367	

401 Adhesive

Particularly suitable for bonding rubber and plastics.

- Fixtures in seconds
- Clear bond line – good cosmetic appearance
- Versatile – dissimilar materials can be bonded
- High strength – often giving a bond stronger than the materials being bonded
- Small parts bonding

Instant Bonding

0753	Volume Grams
LOC-135428	20
Tech Sheet 67934	

454 Instant Adhesive

- Designed for the assembly of difficult-to-bond materials which require uniform stress distribution and strong tension and/or shear strength
- The product provides rapid bonding of a wide range of materials including metals, plastics and elastomers
- This product is particularly suited for bonding porous or absorbent materials such as wood, paper, leather and fabric
- The gel consistency prevents adhesive flo , even on vertical surfaces

Gel

0753	Volume Grams
LOC-195678	20
Tech Sheet 67935	

406 Adhesive

Particularly suitable for difficult-to-bond rubber or plastics, e.g. polyethylene, polypropylene, PTFE, or thermoplastic rubbers such as Santoprene.

- Fixtures in seconds
- Clear bond line – good cosmetic appearance
- Versatile – dissimilar materials can be bonded
- High strength – often giving a bond stronger than the materials being bonded
- Small parts bonding

Instant Bonding

0753	Volume Grams
LOC-233695	20
Tech Sheet 67936	

3430 Twin Syringe Ultra Clear, Fast Cure

- Ultra-clear bond line
- Medium viscosity
- Fast cure

0753	Volume Millilitres
LOC-142517	24
Tech Sheet 67938	

Teroson MS939

A gun-grade, one-component adhesive/sealant based on silane modified polymers, which cures by reaction with moisture to an elastic product. It can be used for elastic bonding of metals and plastics, elastic, interior and/or exterior seam and joint sealing.

- Pasty and thixotropic
- 1-part, low modulus, flexibl
- UV resistant, sag-resistant
- Non-corrosive and free of solvents
- Isocyanates, silicones and PVC

new product

Silane-modified Polyme

0753	Volume Millilitres
2436358	290
2436359	570
Tech Sheet 71758	

3090 Two Component Gel

- Handling strength in seconds
- Gap filling up to 5m
- Gel based, non-drip formula
- Cures quickly, independently of gap and substrate
- Excellent bonding characteristics on a broad variety of substrates: metals, most plastics, rubber, porous/absorbent materials such as wood, paper, cardboard, leather and fabric

Working Temperature:
-20°C to +80°C

0753	Volume Grams
LOC-1379599	10
Tech Sheet 67939	

4090 Two Component Gel, High Temperature

- High moisture resistance
- Up to +150°C
- Impact and vibration resistant
- Gap filling up to 5m

0753	Volume Grams
LOC-1778011	50
Tech Sheet 67940	

4070 Structural Bonder

HY 4070 is a two-part, transparent, cloudy, colourless to pale yellow cyanoacrylate/acrylic hybrid gel adhesive that provides a fast fixture at room temperature. Suitable for various substrates including most plastics, rubbers and metals.

- Non-sag
- Gel consistency prevents adhesive flo , even on vertical surfaces
- Gap filling up to 5m
- Temperature and moisture resistant

0753	Volume Grams
LOC-2237457	11
Tech Sheet 68733	

ADHESIVE TAPES

Tapes

Pipework Identification PVC apes

0137	Description	Colour	Background
PTB5920000	Compressed Air	Black	Light Blue
PTB5920003	Gas	Black	Yellow Ochre
PTB5920005	Nitrogen	Black	Yellow Ochre
PTB5920006	Steam	Black	Silver
PTB5920008	Water	Silver	Green



Magtape Utility Gaffer Tape

0137	Description	Width mm	Roll Length Metres
CTMAGUT48BK	Black	50	50
CTMAGUT48W	White	50	50

Magtape Utility Gaffer Tape, Colours

0137	Description	Width mm	Roll Length Metres
CTMAGUT50S.BLUE	Blue	50	50
CTMAGUT50Y	Yellow	50	50

Kraken Silicone Repair Tape

0137	Description	Width mm	Roll Length Metres
RT24BK	Black	24	3.6
RT24C	Clear	24	3.6

Masking Tape

0137	Description	Width mm	Roll Length Metres
MT77724	Natural	24	50
MT77748	Natural	48	50



Velcro Hook & Loop Tape

0137	Description	Roll Length Metres
VT9012525BKHOOK	Black Hook Tape 25mm Width	25



Reflective Hazard arning PVC Tape

0137	Description	Width mm	Roll Length Metres
REFBKY50	Black/Yellow	50	10
REFRW50	Red/White	50	10

Slipway Cable Cover Tape

0137	Description	Width mm	Roll Length Metres
SW14530PBK	Matt Black	145	30

Tape Residue Remover

0137	Volume Millilitres
AR250	250

Anti Slip Primer

0137	Volume Litres
ST2238	1

ADHESIVE TAPES & BARRIER TAPES

PVC Tapes

- Nominal Thickness 0.13mm+0.025mm
- Available in a wide range of colours
- No lead content
- Good electrical properties, tough, flexible and conformabl
- Approved by BS3924, IMQ, VDE, OVE
- Self extinguishing

Applications:
Electrical insulating tape
General purpose

ISOLSINT/2702 Tape, 33 Metre Rolls

0137	Size mm	Colour
2702BLACK12	12	Black
2702RED12	12	Red
2702BLUE12	12	Blue
2702DGREEN12	12	Dark Green
2702BLACK19	19	Black
2702WHITE19	19	White
2702RED19	19	Red
2702BLUE19	19	Blue
2702YELLOW19	19	Yellow
2702BROWN19	19	Brown
2702ORANGE19	19	Orange
2702YELLGRE19	19	Yellow & Green
2702BLACK25	25	Black
2702RED25	25	Red
2702BLACK50	50	Black
2702YELLOW50	50	Yellow
2702ORANGE50	50	Orange
Tech Sheet 20416		

- Nominal Thickness 0.16mm+0.025mm
- Available in a wide range of colours
- Lead free
- Easy tearability

Applications: Line marking and hazard warning



2721 Tapes, 33 Metre Rolls

0137	Size mm	Colour
2721YELLBLACK50	50	Yellow & Black
2721YELLBLACK75	75	Yellow & Black
Tech Sheet 20414		

31075 Foam Tapes

- Double sided polyethylene foam tape
- Heavy-duty packaging tape

30 Metre Rolls

0137	Size mm	Colour
5474WHITE2X10	2 x 10	White
Tech Sheet 20418		

Packaging Tapes

- Economical carton sealing tape
- General purpose packaging tape

Polypropylene Buff Packaging Tapes, 66 Metre Rolls

0137	Size mm	Quantity
SHBPT50X66	50	1
SHBPT50X66BOX	50	36

- Available in mono or crossweave format

Application: Heavy-duty packaging tape.

Filament Packaging Tapes, 50 Metre Rolls

0137	Size mm	Format
SHMT25X50	25	Mono
SHMT50X50	50	Mono
SHCT25X50	25	Crossweave
SHCT50X50	50	Crossweave
Tech Sheet 20419		

- The low-tack adhesive allows easy unwinding from the roll, avoiding distortion of the fil
- Easy, clean removal from the protected article after use
- Resistant to moisture, many chemicals, such as diluted acids and alkalis, and salt solutions
- Suitable for indoors or outdoors
- Used as a protection film for the transport of window frames and ladders
- The tape performs well on mild steel, stainless steel and aluminium

2903/1102 Outdoor Low-Tack Protection Tape, 100 Metre Rolls

0137	Size mm	Colour
2903BLACKBLACK50	50	Black/Black
2903BLACKBLACK75	75	Black/Black
Tech Sheet 20417		

Self Amalgamating Tapes

- Compatible with a wide range of rubber and plastic dielectric cable insulation
- Highly resistant to prolonged immersion in water and has excellent resistance to ozone

Applications: Used for making watertight seals at polyethylene sleeve joints on polyethylene-sleeved telephone cables, both above and below ground.
Used for jointing (splicing) and repair of a wide range of power and distribution cables up to 46 kV.

Black PIB Self Amalgamating Tape, 10 Metre Rolls

0137	Size mm
2501BLACK19	19
2501BLACK25	25
Tech Sheet 20415	

Non-adhesive Barrier Tapes

- This range of economical barrier tapes can be used to section off areas

Barrier Tapes, 500 Metre Rolls

0137	Size mm	Colour
SHBTR/W-75X500	75	Red & White
SHBTB/Y-75X500	75	Black & Yellow

Waterproof Cloth Tapes

- A polyethylene coated waterproof cloth tape with a pressure sensitive adhesive
- Economy grade waterproof cloth tape
- Excellent adhesion and strength

Applications: General purpose waterproof cloth tape.
Used for sealing, bundling, masking and protecting.
Excellent for joining polyethylene sheeting in asbestos removal applications.

3160 Waterproof Cloth Tape, 50 Metre Rolls

0137	Size mm	Colour
3160BLACK50	50	Black
3160WHITE50	50	White
3160SILVER50	50	Silver
3160BLACK75	75	Black
3160BLACK100	100	Black
3160WHITE100	100	White
3160SILVER100	100	Silver
Tech Sheet 20420		

ADHESIVE TAPES & BARRIER TAPES

PVC Tapes

- Nominal Thickness 0.13mm+0.025mm
- Available in a wide range of colours
- No lead content
- Good electrical properties, tough, flexible and conformabl
- Approved by BS3924, IMQ, VDE, OVE
- Self extinguishing

Applications: Electrical insulating tape, general purpose

33 Metre Rolls

0137	Size mm	Colour
LEMPVC19G	19	Green
LEMPVC19GY	19	Grey
LEMPVC25B	25	Blue
LEMPVC25G	25	Green
LEMPVC25BR	25	Brown

- Nominal Thickness 0.16mm+0.025mm
- Available in a wide range of colours
- Lead free
- Easy tearability

Applications: Line marking and hazard warning

33 Metre Rolls

0137	Size mm	Colour
PVC50RW008	50	Red & White

RUST-OLEUM®

For **Leak Seal** see page **1564**

SPRAYS & SEALANTS

Sealants, Fillers & Guns

Professional Cartridge Gun

0755
2017-6442

All with anti-fungicide.

Polyurethane Expanding Filler & Cleaner

0755	Colour	Volume Millilitres
2017-6467	Black	300
2017-6475	Brown	300
2017-6483	Clear	300
2017-6491	White	300
Tech Sheet 20094		

Low Modulus Acetoxy Silicone

0755	Colour	Volume Millilitres
2017-6335	White	300
Tech Sheet 20093		

Polyurethane Expanding Filler & Cleaner

0755	Type	Volume Millilitres
2017-6418	Gun Foam	750
2017-6434	Hand Held	750
Tech Sheet 20095		

1 Hydraulics 3-284

2 Hydraulic Quick Release Couplings 285-320

3 Pneumatic Quick Release Couplings 321-406

4 Monitor & Test 407-446

5 Pneumatic & Vacuum 447-762

6 Push-in Fittings & Tubing 763-918

7 Valves & Actuation 919-1060

8 Ring Main 1061-1136

9 Hose Tails, Adaptors, Fittings & Manifolds 1137-1224

10 Stainless Steel 1225-1332

11 Malleable Iron 1333-1398

12 Hose, Couplings, Ducting & Hose Reels 1399-1510

13 Clips & Clamps 1511-1558

14 Paint, Sprays & Adhesives 1559-1590

15 **Blow Guns, Vacuum & Nozzles** 1591-1616

16 Fuelling, Lubrication, Wash Down & Misting 1617-1696

17 Compressors & Air Tools 1697-1726

18 Hand Tools & PPE 1727-1765

SECTION 15

Blow Guns, Vacuum & Nozzles

15.01 Blow Guns **1591-1610**

15.02 Air Jets, Movers, Knives & Amplifier **1611-1616**

SECTION 15 Blow Guns, Vacuum & Nozzles

15.01 Blow Guns

1591-1610

- Blow Guns
- Air Blow Guns
- Extended Air Blow Guns
- Blow Guns & Air Nozzles
- Blow/Vacuum Guns & Kits
- Drag-in Pump Kit

15.02 Air Jets, Movers, Knives & Amplifier

1611-1616

- Air Jets
- Blow Guns & Air Nozzles
- Air Movers
- Air Knives & Amplifier

Blow Guns

Features:

The FT Pro ASG-1 safety air blow gun has been developed to comply with all aspects of the OSHA standard for compressed air used for cleaning.

This standard reads: 'Today, the most common way to comply to this standard is to fit a tamper-proof regulator set at 29 PSI ahead of the blow gun. However, this is costly and can only be used when also using a safety nozzle'.

The FT Pro ASG-1 safety air gun provides an extremely cost effective solution; it is designed with Venturi holes in the nozzle which increase air volume and allow air to escape if the nozzle is dead-ended. This specially designed feature ensures less than 30 PSI passes through the nozzle, complying with the standard set by OSHA.

In addition, all the internal components are brass, ensuring a rust-free operation. Blow gun repairs are not necessary as O-rings are self-lubricating, preventing valve leakage.

Working Temperature:
-32°F to +275°F

Maximum Working Pressure
150 PSI

ASG-1 Safety Air Blow Gun

Red Handle, BSPT

0424	Thread
ASG-1	1/4"

Construction:

Body:	Die cast zinc
Internal Components:	Nickel-plated brass
Nozzle:	Brass
Decibel:	97
Thumb Grip:	Vinyl
Inlet:	R1/4
Flow:	310 L/min

WARNING – Blow Guns
Compressed air shall not be used for cleaning purposes except where reduced to less than 30 psi and then only with effective chip guarding and personal protective equipment.

BLOW GUN ACCESSORIES FOR ASG-1

Safety Nozzle

- Standard safety nozzle

0424
ST10
Tech Sheet 20332

Safety Booster

- Increases air volume by up to 33%, and still conforms to OSHA

0424
ST11
Tech Sheet 20332



Extension Nozzles

0424	Length
ST203	3"
ST206	6"
ST208	8"
ST210	10"
ST212	12"
ST216	16"
ST218	18"
ST224	24"
ST230	30"
ST236	36"

Rubber Tip

- Non safety nozzle
- For delicate surfaces that brass may damage

0424
SAT13

Air Blow Guns

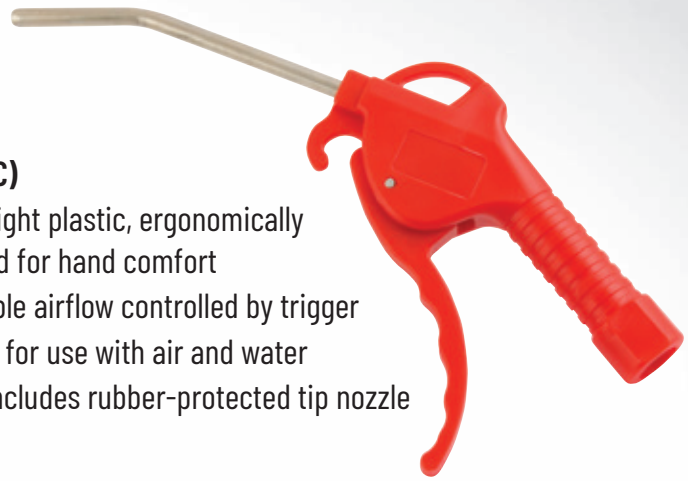

BG5 (-PVC)

- Lightweight plastic, ergonomically designed for hand comfort
- Adjustable airflow controlled by trigger
- Suitable for use with air and water
- (-PVC) includes rubber-protected tip nozzle

DG-10

- Lightweight aluminium construction
- Adjustable airflow controlled by trigger
- Suitable for use with air, water and cleaning degreasers

BG-718

- Heavy-duty brass construction suitable for use in harsh environments
- Suitable for use with air and water

Working Temperature:
0°C to +60°C

Maximum Working Pressure
10 bar (150 PSI)

Air Blow Guns

BG5-PVC

BSPP Inlet

1305	Thread	Information
BG5	1/4"	–
BG5-PVC	1/4"	Includes PVC Tip

Tech Sheet 20335

Heavy-duty Brass Blow Gun

BG-718

BSPP Inlet

1305	Thread
BG-718	1/4"

2/2 Brass Lever/Spring Poppet Valves

BSPP

0090	Thread
PBBLH-3/8	3/8"

AIR BLOW GUNS

Air Blow Guns

BSPT Male

1305	Thread
DG-10	1/4"
Tech Sheet 10726	

Air or Water Gun

3/4" Hose Tail Connection

1305
ASW-1
Tech Sheet 60464

Air Engine Cleaning Guns

0.6 Litre Capacity, BSPT

1305	Thread
DG-10-EC	1/4"
Tech Sheet 20337	

90°, BSPT

1305	Thread
DG-10-EK	1/4"
Tech Sheet 20338	

EXTENDED AIR BLOW GUNS

- Plastic air inlet
- Plastic body
- Steel nozzle
- Thread: 1/4"
- BSPT Female

Maximum Pressure:
11 bar
Working Pressure:
6 bar

Air Blow Guns

1305	Length
LD04-1	4"
LD10-1	10"
LD13-1	13"
LD20-1	20"
LD40-1	40"
Tech Sheet 20421	

PVC Tip for Extended Air Blow Gun

1305
144194

BLOW GUNS

Extension Nozzles

Plastic, BSPP Inlet

1308	Thread	Length mm
AK-13	1/4"	100
AK-300	1/4"	300
AK-600	1/4"	600
Tech Sheet 10783		

Standard Nozzles

Plastic, BSPP Inlet

1308	Thread
AN-13	1/4"
Tech Sheet 20789	

Safety Nozzles

Plastic, BSPP Inlet

1308	Thread
AL-13	1/4"
Tech Sheet 10784	

Nozzle 1/8" BSP

Plastic, 1/4" BSPP Inlet

1308
AI-13
Tech Sheet 20788

Low Noise Level Nozzles (63-73 DB)

Plastic, BSPP Inlet

1308	Thread
AF-13	1/4"
Tech Sheet 20790	

Replacement Nozzle

1308	To Suit
AR-12	AF-13

Safety Nozzles

Aluminium, BSPP Inlet

1308	Thread
AV-13	1/4"
Tech Sheet 10788	

Replacement Nozzle

1308	To Suit
VR-12	AV-13

Aluminium, BSPP Inlet

1308	To Suit
AA-13	1/4"

Replacement Nozzle

1308	To Suit
KD-12	AA-13
Tech Sheet 10786	

Aluminium, BSPP Inlet

1308	Thread
AS-13	1/4"
Tech Sheet 10785	

Replacement Nozzle

1308	To Suit
SD-12	AS-13

Aluminium, High Powered, Energy Saving Gun, BSPP Inlet

1308	Thread
AT-13	1/4"
Tech Sheet 20787	

Aluminium, BSPP Inlet

1308	Thread
AR-13	1/4"
Tech Sheet 20791	

Pressure Reducer

Fits Inlet on all Blow Guns, BSPP

1308	Thread	Air Pressure bar
DRV13/30	1/4"	3
DRV13/40	1/4"	4
DRV13/50	1/4"	5
DRV13/60	1/4"	6
Tech Sheet 1963		

BLOW GUNS

25 year warranty on the Air Boy® valve system

Working Temperature: -10°C to +80°C

Maximum Working Pressure: 16 bar

Advised Working Pressure: 8 bar

Air Boy® Classic

1/4" BSPP, Bent Pipe

1307	Nozzle OD mm	LPM
140101-000	8	380
140102-000	6	330
Tech Sheet 60024		

Trade Counter, 10 Pack

1307
140900-000

1/4" BSPP, Bent Pipe & Air Adjustment Screw

1307	Nozzle OD mm	LPM
140103-000	8	380
140104-000	6	330
Tech Sheet 60025		

1/4" BSPP, Extended Bent Pipe

1307	Nozzle OD mm	Nozzle Length mm	LPM
140112B-000	8	300	380
140113B-000	8	500	380
140114B-000	8	1000	380
Tech Sheet 60026			

1307
140100-000

1/4" BSPP, Extended Straight Pipe

1307	Nozzle OD mm	Nozzle Length mm	LPM
140112-000	8	300	380
140113-000	8	500	380
140114-000	8	1000	380
Tech Sheet 60026			

PORTWEST

For **Ear Protection** see page **1753**

Air Boy® Stainless

1/4" BSPP, Stainless Steel Bent Pipe

1307	Nozzle OD mm	LPM
140120-159	8	380
Tech Sheet 60027		

1/4" BSPP, Stainless Steel Bent Pipe

1307	Nozzle OD mm	LPM
140120-000	8	380
Tech Sheet 60024		

Super Silent Air Boy®

Working Temperature: -10°C to +60°C

Maximum Working Pressure: 12 bar

High blowing force, low noise level

1/4" BSPP, Unblockable Stainless Steel Bent Pipe

1307	Nozzle OD mm	LPM
140141-000	8	330
Tech Sheet 60033		

BLOW GUNS

25 year warranty on the Air Boy® valve system

Working Temperature: -10°C to +80°C

Maximum Working Pressure: 16 bar

Advised Working Pressure: 8 bar

Silent Air Boy®

Working Temperature: -10°C to +60°C

Low noise level

1/4" BSPP, Unblockable Bent Pipe

1307	Nozzle OD mm	LPM
140125-000	8	260
Tech Sheet 60031		

Low noise level

8mm, Bent Pipe with Shut Off

1307
140128-000

Working Temperature: -10°C to +60°C

Low noise level

1/4" BSPP, Unblockable Bent Pipe & Air Adjustment Screw

1307	Nozzle OD mm	LPM
140135-000	8	260
Tech Sheet 60032		

Working Temperature: -10°C to +60°C

Low noise level

1/4" BSPP, Unblockable Straight Pipe

1307	Nozzle OD mm	LPM
140126-000	6	260
Tech Sheet 60031		



Working Temperature: -10°C to +60°C

Low noise level

1/4" BSPP, Unblockable Straight Pipe & Air Adjustment Screw

1307	Nozzle OD mm	LPM
140136-000	8	260
Tech Sheet 60032		

8mm with Extended Pipe & Shut Off

1307	Nozzle Length mm
140129-000	500

Air Boy® Anti-Block

1/4" BSPP, Unblockable Bent Pipe

1307	Nozzle OD mm	LPM
140106-000	6	330
Tech Sheet 60029		

Safety Air Boy®

1/4" BSPP, Bent Pipe, Automatic Pressure Reduction

1307	Nozzle OD mm	Pressure Reduction	LPM
140161-000	8	2	140
140171-000	8	3.5	220
Tech Sheet 60030			

1/4" BSPP, Straight Pipe, Automatic Pressure Reduction

1307	Nozzle OD mm	Pressure Reduction	LPM
140160-000	8	2	140
140170-000	8	3.5	220
Tech Sheet 60030			

PORTWEST

For **Respiratory Pretection** see page **1755**

BLOW GUNS

25 year warranty on the Air Boy® valve system

Working Temperature: -10°C to +80°C

Maximum Working Pressure: 16 bar

Advised Working Pressure: 8 bar

Air Boy® Turbo

1/4" BSPP, Unblockable Bent Pipe & Venturi Nozzle

1307	OD mm	LPM
140110-000	6	300
140111-000	8	300
Tech Sheet 60028		

Venturi Nozzle for 8mm Pipe

1307
144116
Tech Sheet 60037

Air Boy® Non Scratch

8mm, Bent Nozzle

1307
140021-000

Air Boy® Junior

Blow Gun Junior & Rubber Nozzle

1307
140023-000

Jet Air Boy®

High blowing force, low noise level

1/4" BSPP, Unblockable Jet Air, 1 Nozzle

1307	Nozzle	LPM
140026-134	Flat	580
Tech Sheet		

Jet Air Boy® with Flat Nozzle & Volume Control

1307
140027-134

1/4" BSPP, Threaded Blow Gun for Jet Air Nozzles

1307	Nozzle	LPM
140858-000	1/4" BSPP	380
Tech Sheet 60024		

1/4" BSPP, Jet Air, 1 Nozzle

1307	Colour	Material	LPM
141000-000	Black	POM	580
Tech Sheet 60036			

1/4" BSPP, Jet Air, 2 Nozzles

1307	Colour	Material	LPM
141001-000	Grey	ULTEM 1000 200°C	580
Tech Sheet 20428			

Precision Nozzle

Hardened Steel

1307	Thread ID
145950-000	1/4"

Wide Nozzle

Pack of 3

1307	To Suit
145955-000	Sodablaster V2

BLOW GUNS

Sodablasting

Sodablasting Media

1307	Litres
320103-000	5

Sodablasting Set

Air Blow Gun with Hose & Feeder Tube

1307	Thread ID
145110-000	1/4"

Brake Bleeders

- Air supply: 6-12 bar, 180 L/min at 8 bar

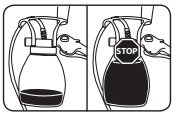

The safety valve prevents the fluid to atomize when the container is full.

1/4" BSPP Inlet, Complete with Safety Valve

1307	Capacity Litres
143103-000	1.2
Tech Sheet 20436	

1/4" BSPP Inlet

1307	Capacity Litres
143102-000	1.2

Oil Extractor

Ideal for changing oil on tractors, cars, boats, motorcycles, garden machinery and other types of engines.

Oil flow is infinitely adjustable and easily regulated with the trigger.

Also suitable for the removal of various types of oils, e.g. hydraulic, cutting and engine oils.

Made of impact-resistant materials and extremely corrosion resistant.

Maximum Working Pressure:
12 bar

1/4" BSPP

1307	Capacity Litres	LPM
147150-134	1.2	180
Tech Sheet 60401		

Automotive Tools

To ensure the optimum operation of your cooling system it is important to secure that the coolant is not polluted with abrasive particles and foreign materials.

With the **Jet Flusher** you can flush the whole system without use of solvents and harsh chemicals. It uses a combination of water and compressed air, which increases the water pressure without damaging the surface.

The **Jet Flusher** is equipped with adjustments for both air and water flow, which easily can be set for the required output.

- Optimum flushing of cooling systems - without solvent or harsh chemicals
- Individual adjustments for both air and water flow
- Combines water with compressed air for increased efficiency
- Multi-functional - possible to change the nozzle

Features:

- Effective flushing - without use of harsh chemicals
- Multi-functional - replaceable nozzle
- Individual regulations of both air and water flow
- Great mobility

Maximum Working Pressure:
6-10 bar 87-145 PSI, min 200 L/min

Jet Flusher

1307	Water Connection	Air Connection
102185-000	1/2" Nipple Water Connection, 3/4" GHT Water Hose Thread	1/4" Internal Thread (BSP)

The **Jet Washer** is a powerful washing gun which allows you to wash effectively without damaging the surface with high pressure.

The combination of compressed air and water gives ideal conditions for washing, where more power, than a regular water supply can provide, is needed.

The **Jet Washer** is designed to allow operators to come close without getting wet. There is no splash back.

- Effective cleaning without damage and splash back
- Multi-functional - possible to change the nozzle to the Jet Flusher nozzle
- Infinite adjustment of air and water flow
- Great mobility - built-in swivel
- Perfect for cleaning hard to reach places

Features:

- Effective cleaning
- No splash back
- Multi-functional - possible to change the nozzle
- Adjustable air and water flow
- Great mobility - built-in swivel
- Perfect for cleaning hard to reach places

Maximum Working Pressure:
6-10 bar 87-145 PSI, min 200 L/min,

Jet Washer

1307	Water Connection	Air Connection
102010-000	1/2" Nipple water Connection, 3/4" GHT Water Hose Thread	1/4" Internal Thread (BSP)

BLOW GUNS

Air Boy® Thrust Blow Gun

Air Boy® Thrust very high airflow The Air Bo ® Thrust blowgun provides a very high airflow and the thrust nozzle is unblockable. The Thrust nozzle increases the airflow by 100% due to the venturi principle. The Air Boy® Thrust blowgun is well suited for commercial vehicles, trade and industry and cleaning areas.

Working Temperature: -20°C to +80°C

Maximum Working Pressure: 12 bar, 600 L/min (8 bar)

new product

Air Boy® Thrust Blow Gun only

1307	Connection
140001-000	1/4" BSP

The Air Boy® Thrust blowgun provides a very high airflow and the thrust nozzle is unblockable

The Air Boy® Thrust blowgun comes with both a venturi nozzle (Thrust) and a 90° angle nozzle. The Thrust nozzle increases the airflow by 100% due to the venturi principle. The 90° angle nozzle is ideal for cleaning inside cylindrical objects or hard to reach places.

Working Temperature: -20°C to +80°C

Maximum Working Pressure: 12 bar, 600 L/min (8 bar)

new product

Air Boy® Thrust Blow Gun with 1 Metre & 90° Nozzle with 4 x 3 holes

1307	Connection
140009-000	1/4" BSP

The Air Boy® Thrust blowgun comes with both a venturi nozzle (Thrust) and an angle nozzle. The Thrust nozzle increases the airflow by 100% due to the venturi principle. The angle nozzle is ideal for hard to reach places. The counter nut makes sure that the user themselves can choose the direction to blow.

Working Temperature: -20°C to +80°C

Maximum Working Pressure: 12 bar, 600 L/min (8 bar)

new product

Air Boy® Thrust Blow Gun with 1 Metre & Directional Nozzle with 1 Hole

1307	Connection
140074-000	1/4" BSP

Air Boy® Inflating Gun

Working Temperature: -10°C to +60°C

1/4' BSPP, for Footballs

1307	Nozzle	LPM
140108-000	Inflating Needle	200
	Tech Sheet 20793	

Working Temperature: -10°C to +60°C

1/4" BSPP, for Bicycles (Dunlop & Presta Valves)

1307	Nozzle OD mm	LPM
140118-000	8	380
	Tech Sheet 20424	

Blow Gun Accessories

Accessories

1307	Size mm	Type
144180	8	Protective Shield
	Tech Sheet 20430	

Cleaning Guns

Metal Nozzle

1307	Capacity Litres	Nozzle Length mm
142101-000	1.2	145

Maximum Working Pressure: 6 to 12 bar

1/4" BSPP, Cleaning Gun

1307	Capacity Litres	Nozzle Length mm	LPM
142130-000	1.2	150	100
142135-000	1.2	200	100
	Tech Sheet 20431		

Maximum Working Pressure: 6 to 12 bar

1/4" BSPP, Cleaning Gun with 1.5 Metre Suction Hose

1307	Nozzle Length mm	LPM
142131-000	150	100
	Tech Sheet 20431	

Sandblasting

Maximum Working Pressure: 6 to 12 bar

1/4" BSPP, Sandblasting Gun

1307	Capacity Litres	LPM
145100-000	1.2	450

Sandblasting Gun Accessories

Nozzle for Sandblasting Gun

1307	To Suit
145219	145102-000

BLOW GUNS

Blow Guns

Designed in Australia and sold for over 30 years, the Jamec Pem range is used globally in all automotive and industrial applications.

Features

- Variable air flow trigge
- Robust and durable ABS plastic handle
- Long reach with angle nozzle
- Ergonomic handle for maximum comfort
- Ideal for cleaning work areas and equipment

JAMEC PEM
COUPLE UP WITH THE RIGHT CONNECTION

230mm Angled Tipped Nozzle

1470	Description
171.078OS	230mm Angled Tipped Nozzle

Designed in Australia and sold for over 30 years, the Jamec Pem range is used globally in all automotive and industrial applications.

Features

- Strong rubber tipped nozzle, ideal for close delicate work
- Tough and durable ABS plastic
- Variable trigger airflo
- 1/4" Brass insert female connection
- Tough industrial quality

JAMEC PEM
COUPLE UP WITH THE RIGHT CONNECTION

100mm Rubber Tipped Angled Nozzle

1470	Description
171.034RTOS	100mm Rubber Tip Angled Nozzle

With a flexible 600 mm nozzle, the new Flex Nozzle blow gun from Jamec Pem provides the flexibilit , innovation and convenience to make it the best hand tool in any workshop.

Features

- Durable ABS plastic handle
- Pistol grip
- 600mm flexible nozzl
- 1/4" brass inlet

JAMEC PEM
COUPLE UP WITH THE RIGHT CONNECTION

600mm Flex Nozzle

1470	Description
171.067OS	600mm Flex Nozzle

Energy Save Blow Gun Kit

Ready for use, simple and ergonomic, the Parker Legris blow gun kit remains an essential item of equipment for any blowing or spraying operation in the industrial environment.

Parker legris

Kit

1012	Thread	ID mm	OD mm	Length Metres
LE-0631 00 23	1/4"	4	6	4

Universal Blow Gun

Fluid Carried: Compressed air.
Maximum Flow Pressure: 10 bar.
Safety Pressure at 6 bar: 0.5 bar.
Output at 6 bar: 255 Nl/min.
Force of Air Jet at 6 bar: 0,145 daN.
Noise Level (Norm. NFS 31 031): 83,3 dbA.

Parker legris

Dynamic Safety Blow Gun

1012	Thread
LE-0654 00 13	G1/4"
	Tech Sheet 20792

DRIVEN BY AIR.

PCL

ERGO & ERGO EXTREME Blowgun Ranges

Design-engineered in the UK, with comfort and style in mind.

BLOW GUNS

ERGO Blow Guns

Design-engineered in the UK, with comfort and style in mind, this range has the PCL DNA running right through it, from handle to tip. A sturdy product made from durable plastic that looks and feels good in your hand, it replaces the current 'best' range of blowguns, building on the high quality and performance for which PCL is renowned.

Features

- Newly designed air release valve built into the body, enabling trigger/air flow to be feathered
- Re-enforced webbing – Robust design gives strength and confidenc
- Easy to store with multiple hanging points
- 1/4" BSPP female brass inlet for increased durability

Blow Gun with Standard Nozzle

7002	Airflow	Sound	Conformity
BG7001	11.8 cfm/334 L/min	94 dBA	N/A

Designed to reduce the risk associated with noise exposure.

Low Noise Blow Gun

7002	Airflow	Sound	Conformity
BG7006	9.8 cfm/277 L/min	80 dBA	EU/2003/10/CE

Ideal when increased airflow is required.

TURBO Blow Gun

7002	Airflow	Sound	Conformity
BG7008	18.4 cfm/521 L/min	114 dBA	OSHA 1910.95 OSHASTD 1-13.1

Ideal when a larger dispersal of air is required.

Aircurtain Blow Gun

7002	Airflow	Sound	Conformity
BG7005	8.8 cfm/249 L/min	94 dBA	OSHA 1910.95 OSHASTD 1-13.1

Extended Conical Nozzle allows the operator to reach small areas.

Blow Gun with Extended Nozzle

7002	Airflow	Sound	Conformity
BG7002	11.8 cfm/334 L/min	94 dBA	N/A

Safety valve restricts airflow to the recommended 2 bar eliminating user error.

2 bar Regulated Safety Blow Gun with Standard Nozzle

7002	Airflow	Sound	Conformity
BG8001	8.9 cfm/252 L/min	90 dBA	EU/2003/10/CE

Safety valve restricts airflow to the recommended 2 bar eliminating user error.

2 bar Regulated Safety Blow Gun with Extended Nozzle

7002	Airflow	Sound	Conformity
BG8002	8.9 cfm/252 L/min	90 dBA	EU/2003/10/CE

BLOW GUNS

Ergo Extreme Blow Guns

Design-engineered in the UK, with comfort and style in mind.

Features

- Newly designed air release valve built into the body, enabling trigger/air flow to be feathere
- Re-enforced webbing – Robust design gives strength and confidenc
- Easy to store with multiple hanging points
- 1/4" BSPP female brass inlet for increased durability
- Additional cushioning with a flexible, rubber grip on the handle, which also offers increased strengt

Blow Gun with Standard Nozzle

7002	Airflow	Sound	Conformity
BG7501	11.8 cfm/334 L/min	94 dBA	N/A

Designed to reduce the risk associated with noise exposure.

Low Noise Blow Gun

7002	Airflow	Sound	Conformity
BG7506	9.8 cfm/521 L/min	80 dBA	EU/2003/10/CE

Ideal when increased airflow is required.

TURBO Blow Gun

7002	Airflow	Sound	Conformity
BG7508	18.4 cfm/521 L/min	114 dBA	OSHA 1910.95 OSHASTD 1-13.1

Ideal when a larger dispersal of air is required.

Aircurtain Blow Gun

7002	Airflow	Sound	Conformity
BG7505	8.8 cfm/249 L/min	94 dBA	OSHA 1910.95 OSHASTD 1-13.1

Extended conical nozzle allows the operator to reach small areas.

Blow Gun with Extended Nozzle

7002	Airflow	Sound	Conformity
BG7502	11.8 cfm/334 L/min	94 dBA	N/A

Safety valve restricts airflow to the recommended 2 bar eliminating user error.

2 bar Regulated Safety Blow Gun with Standard Nozzle

7002	Airflow	Sound	Conformity
BG8501	8.9 cfm/252 L/min	90 dBA	EU/2003//10/CE

Safety valve restricts airflow to the recommended 2 bar, eliminating user error.

2 bar Regulated Safety Blow Gun with Extended Nozzle

7002	Airflow	Sound	Conformity
BG8502	8.9 cfm/252 L/min	90 dBA	EU/2003//10/CE

BLOW GUNS

Metal Blow Gun with Safety Nozzle

This robust blowgun with 1/4" BSPP air inlet is manufactured from high quality die-cast alloy for a long, trouble-free life.

7002	Description
BG106	1/4" BSPP Inlet

Palm Blow Gun

The robust palm blowgun with 1/4" BSPP air inlet is manufactured from high quality die-cast alloy and is supplied with a safety nozzle and conical nozzle.

Features

- 1/4" Female connection
- Max W.P: 10 bar
- Airflow: 247 L/min (8.9 cfm

7002	Description
BG605	Blow Gun with Safety & Conical Nozzle

Palm Blow Gun 9" Extension Nozzle

BGN466 extension nozzle.

9" extension will screw directly into the BG605 blow gun.



7002	Description
BGN466	9" Extension to Suit BG605

Pistol Grip Blow Gun with Safety Nozzle

PCL's 1/4" BSPP pistol grip blowgun is manufactured from high quality die-cast alloy, giving the tool a long trouble-free life. Supplied with a conical and safety nozzle.

7002	Description
BG405	1/4" BSPP Inlet

Plastic Blow Gun

Manufactured from chemical and impact resistant acetal resin, PCL's range of entry level 1/4" BSPP pistol grip plastic blowguns are suitable for use with both air and water.

7002	Description
BG5002	Blow Gun with Standard 100mm Nozzle
BG5007	Blow Gun with 9" Extension Nozzle

Plastic Blow Gun with Safety Nozzle

PCL's entry level 1/4" BSPP pistol grip plastic blowgun is suitable for use with both air and water. It features an innovative safety nozzle design which ensures the airflow cannot be blocked.

7002	Description
BG5004	1/4" BSPP Blow Gun

Water Dispenser

Designed to dispense water in such applications as a radiator or windscreen water bottle fille .

The sturdy design incorporates a lever for instant flow and cut-off

7002	Description
RF104	Water Dispenser

PORTWEST

For **Hand Protection** see pages **1756-1758**

BLOW GUNS & AIR NOZZLES

Fully meets the EU Machine Directive's noise limitation requirements and OSHA's safety regulations.
A = nozzle length.

Silvent Safety Air Guns

Fitted with a Laval nozzle, this gun provides superior cleaning performance and optimal utilization of the compressed air.



1/4" BSPP 007-L Series Air Gun, Stainless Steel Laval Nozzle

0165	A mm
SIL-007-L	94
SIL-007-L-250	250
SIL-007-L-400	400
SIL-007-L-600	600
SIL-007-L-800	800
SIL-007-L-1000	1000
Tech Sheet 10747	

This gun is fitted with a zinc slotted nozzle and is suitable for general purpose cleaning where the nozzle is subject to little or no mechanical wear.

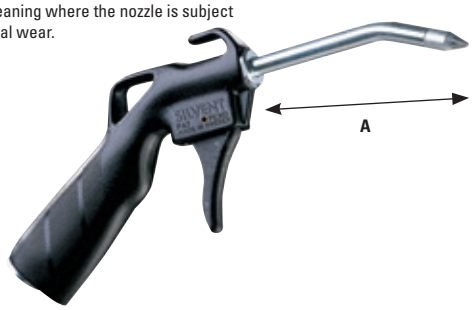

1/4" BSPP 500 Series Air Gun, Zinc Slotted Nozzle

0165	A mm
SIL-500-Z	94
SIL-500-Z-250	250
SIL-500-Z-400	400
SIL-500-Z-600	600
SIL-500-Z-800	800
Tech Sheet 10749	

The zinc slotted nozzle allows powerful, quiet and efficient cleaning. Suitable for general purpose use.

1/4" BSPP 007-Z Series Air Gun, Zinc Slotted Nozzle

0165	A mm
SIL-007-Z	100
SIL-007-Z-250	250
SIL-007-Z-400	400
SIL-007-Z-600	600
SIL-007-Z-800	800
SIL-007-Z-1000	1000
Tech Sheet 20785	

Pro One's specially designed nozzle makes it possible to combine effective blowing power and a low noise level. Pro One's unique design reduces the turbulence that is generated when blowing with compressed air. This means the noise level can often be reduced by over 10 dB (A) when blowing.

Blowing Force: 2.8 N (9.9 oz).

Sound Level: 78 dB (A).

Air Consumption: 14Nm3/h (8.2 scfm).

1/4" BSPP Pro One Model, Stainless Steel Blow Guns

0165	A mm
SIL-PRO-ONE	30
Tech Sheet 67994	

BLOW GUNS & AIR NOZZLES

Fully meets the EU Machine Directive's noise limitation requirements and OSHA's safety regulations.
A = nozzle length.

Silvent Safety Air Guns

Fitted with a stainless steel Laval nozzle, this gun creates a highly concentrated air stream that moves at supersonic speed.



1/4" BSPP 500-L Series Air Gun, Stainless Steel Laval Nozzle

0165	A mm
SIL-500-L	94
SIL-500-L-250	250
SIL-500-L-800	800
SIL-500-L-1000	1000

Tech Sheet 10748

Fitted with a new generation of zinc Laval nozzle, this gun has a mix of divergent slots and holes surrounding the central Laval orifice, providing quiet, powerful and laminar air flo . This safety air gun is especially suitable for sweeping large areas or general purpose cleaning of parts and machines. The fin design of the nozzle prevents direct contact with skin.

Sound Level:
78 dB (A).

Maximum Pressure:
0.7 MPa.

1/4" BSPP 501-L Series Air Gun, Zinc Hole Nozzle

0165	A mm
SIL-501-L	30

Tech Sheet 67992

An air gun with a flat nozzle for applications where the air system needs to strike a wider surface, providing quick and efficient blow-off

1/4" BSPP 5920 Series Air Gun, Zinc Flat Nozzle

0165	A mm
SIL-5920	92

Tech Sheet 10764

An air gun fitted with an aerodynamic aluminium nozzle that offers a blowing force equivalent to five conventional air guns.



3/8" BSPP 2000 Series Aluminium Air Gun, Slotted Nozzle

0165	A mm
SIL-2055-A	49
SIL-2055-A-500	513
SIL-2055-A-1000	1013

Tech Sheet 20786

Silvent Air Nozzles

Fitted with a stainless steel Laval nozzle. A core stream travelling at supersonic speed, surrounded by a protective sheath of air moving parallel to the central jet, makes optimal use of your compressed air. Around the Laval orifice there are divergent slots that generate a quiet, powerful and laminar air stream. The blowing force is approximately five times that of an ordinary air gun. Despite the high blowing force, both the noise level and air consumption are low. Frequently used in the glass industry, paper mills, foundries, steel mills, etc.

Sound Level: 92.6 dB (A).

Maximum Pressure:
0.7 MPa.

1/2" BSPP 750 Series Heavy-duty, Air Gun & Nozzle, All Stainless Steel

0165
SIL-755-L

Tech Sheet 67995

The 511 and 512 slot nozzles generate a directed air jet. The nozzles are well suited to all-purpose blowing, and blowing in confined spaces

Slot Nozzles, BSPP & Metric

0165	Thread	Length mm
SIL-511	1/8"	55.8
SIL-512	1/8"	30.3
SIL-5001	M7 x 0.75 Female	18.3
SIL-5003	M7 x 0.75 Male	23.3

Tech Sheet 10751

An aluminium nozzle designed with aerodynamic slots, producing a strong, quiet and effective air stream.

3/8" BSPP High Blast Aluminium Nozzle

0165	Length mm
SIL-2005	46

Tech Sheet 10760

PORTWEST

For **Eye Protection**
see page **1754**

Wonder Gun

Wonder Gun is a robust, made of aluminium tool that helps to maintain cleanliness in workplace. It can be used as traditional blow gun as well as vacuum gun sucking contaminants to the bag (sold separately).

BSPP Inlet

0025	Thread
WG-9	1/4"
Tech Sheet 10766	

Wonder Gun Kit

High powered blow or vacuum gun.

Kit consists of:

1 x wonder gun
1 x dust collection bag
1 x round extension nozzle
1 x flat nozzle
1 x brush nozzle
1 x miniature nozzle
1 x 1 metre suction hose

BSPP Inlet

0025	Thread
WG-900KIT	1/4"
Tech Sheet 10767	

Spare Parts for Wonder Gun Kit

0025	Type
WGS-01	Air Hose
WGS-02	Bag
WGS-03	Round Nozzle
WGS-04	Flat Nozzle
WGS-05	Brush Nozzle
WGS-06	Tiny Nozzle
HC25-40	Hose Clip

Vacuum Guns

Deep hole air cleaning gun.

The BV22D/H has been designed with EYE SAFETY in mind.

The BV22D/H is designed to blow the chip up and vacuum it away simultaneously.

Deep Hole Cleaning Gun, BSPP

0025	Thread
BV22D/H	1/4"
Tech Sheet 10782	

Simple, safe and incredibly efficient

Air Pumps are used in industry to remove waste material from around working machinery by vacuum recovery, or by high powered air blasting. Using a unique spiral exhaust air flow principle, the AP22 gives greater vertical and horizontal conveying distances.

Being air-powered means no electrical breakdowns or maintenance costs and makes wet vacuuming completely safe.

Nylon Air Pump, 6mm Push-in

0025	Thread
AP22	1/4"
Tech Sheet 10780	

Accessories for Vacuum Guns

0025	Type
BV22-2	Vacuum Head
BV22-4	Long Reach Wand
BV22-5	Crevice Tool
BV22-6	Round Brush

Drag-in pump kit

The drag-in pump kit will remove liquids from lathes, milling machines, sumps, etc, including metal chips, in seconds.

Simply attach the kit to a standard, seated 45 gallon drum and connect to an air supply.

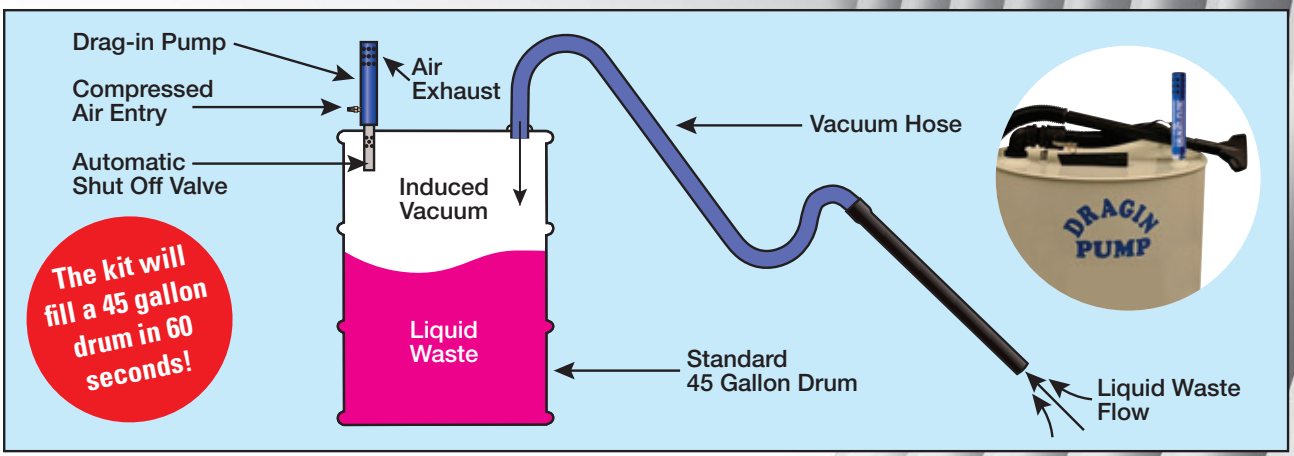

- Easy set-up and operation
- Heavy-duty construction
- No moving parts
- Auto shut off

Drag-in Pump Kit

0025
DPK-1

Pressure	**Kg/cm²**	4	5	6	7	8
	psi	56.89	71.11	85.33	99.56	113.78
Air Consumption	**M³/min**	0.26	0.32	0.37	0.5	0.6
	cfm	9.18	11.29	13.06	17.65	21.18
Total Discharge	**mm Hg**	1.90	2.00	2.30	3.5	3.8
	cfm	67.08	70.62	81.21	123.85	134.17
Vacuum	**mm Hg**	220	272	314	335	375
	in Hg	8.66	10.70	12.36	13.2	14.8
Water	**Litres per second**	1.42	1.66	2.00	2.5	3.4
Oil SAE30	**Litres per second**	1	1.3	1.6	2	2.5

Air Jets

- Drying/removing liquid films from surfaces
- Controlling the coating of surfaces
- Blowing off/removing dust and debris
- Cooling or heating of materials
- Separating different weights or sizes



BSPP

0424	Thread	Material
PFFN-1/4	1/4"	Plastic
AFFN-1/4	1/4"	Aluminium

AIR JETS

Air jets utilise the Coanda effect (wall attachment of a high velocity fluid) to produce air motion in their surroundings. A small amount of compressed air is forced through an internal ring nozzle above sonic velocity. A vacuum is produced, pulling large volumes of surrounding or free air through the jet.

Multi-channel Flat Fan Nozzle

Powerful air jet, acting upon areas. Low noise level, low air consumption.

Applications: blowing off and blowing out, cleaning, drying, cooling, conveying with air.

BSPP

0025	Thread	Material
60013056AC	1/4"	Plastic/Pom
60028342AC	1/4"	Aluminium
Tech Sheet 20087		

Multi-channel Round Jet Nozzle

The multi-channel round jet nozzles of the 600.326 series generate a powerful, circular air jet. The noise level and air consumption remain low even at higher air pressures. The special geometry at the nozzle outlet prevents air penetration into human skin. These nozzles comply with the OSHA standards.

Applications: targeted blowing out and blowing off with compressed air guns.

Reduction of noise level of up to 12db(a).

Plastic/Pom

Zinc

BSPP

0025	Thread	Material
60032656AC	1/4"	Plastic/Pom
6003263WAC	1/4"	Zinc
Tech Sheet 20087		

Mini Round Jet Nozzle

Applications: especially for blowing out pocket holes.

BSPP

0025	Thread	Material
60038830AA	1/8"	Brass/Pom
Tech Sheet 20087		

BLOW GUNS & AIR NOZZLES

Silvent Air Nozzles

These popular nozzles are installed in thousands of different applications. The protective flanges prevent direct contact between skin and exhaust ports.

1/4" BSPP Hole Nozzles

0165	Nozzle
SIL-208	Female Zinc
SIL-209	Male Zinc
SIL-210	Female Aluminium
SIL-211	Male Aluminium
SIL-215	Female Nickel
SIL-216	Male Nickel
SIL-218	Male Rilsan
Tech Sheet 10752	

Its aerodynamic slots achieve optimal utilization of the compressed air while keeping the noise level to a minimum.

stainless steel

1/2" BSPP, 700 Series Stainless Steel Nozzle

0165	Length mm
SIL-705	29
Tech Sheet 10762	

These flat nozzles are designed to generate a broad and efficient fan of air. They are outstanding for use wherever a wide but thin striking surface is required.

900 Series Flat Nozzle, BSPP

0165	Thread	Material	Nozzle
SIL-921	1/8"	Zinc	Flat Male
SIL-920B	1/8"	Zinc	Flat Female
SIL-920A	1/4"	Zinc	Flat Male
SIL-9002W	1/4"	Zytel	Flat Male
Tech Sheet 10763			

Available with or without flow regulation. Built-in flo regulation allows optimal utilization of compressed air. Adjusting the blowing force minimizes both energy consumption and noise level.

stainless steel

900 Series Flat Nozzle, Stainless Steel, BSPP

0165	Thread	Nozzle
SIL-973	1/4"	Flat Male
SIL-973F	1/4"	Flat Male with Regulation
Tech Sheet 10768		

A small angled flat nozzle that generates a broad but thin air cone. The small mounting dimensions are especially suitable for machine designs where space is limited.

1/8" Angled Flat Nozzle

0165
SIL-961
Tech Sheet 10753

Allows quick and easy adjustment to the blowing angle. Maintains the desired position, even at high pressures. Available in six standard lengths.

Sound Level: 78 dB(A).

Maximum Pressure: 1 MPa.

3/8" BSPP, Magnetic Base with Single Flexbow Hose

0165	Length mm
SIL-221-L	200
SIL-231-L	300
SIL-241-L	490
SIL-251-L	590
Tech Sheet 67993	

Silvent Air Knives

Aluminium manifolds are used to build the air knives. The length of the manifold and the number of nozzles can be tailored to each customer's specific needs

3/8" BSPP Flat Nozzle Air Knives

0165	Nozzle
SIL-392	2
SIL-394	4
SIL-396	6
Tech Sheet 10765	

Angled Nozzle Air Knives

0165	Nozzle
SIL-362	2
SIL-364	4
SIL-366	6
Tech Sheet 10756	

Blow Gun Pressure Reducers

0165	Thread In/Out	Outlet Pressure
DRV13/30	1/4"	3
PR04/04	1/4"	4
DRV13/50	1/4"	5
DRV13/60	1/4"	6

Nozzle Ball Joints

0165	Material	Thread BSPP
092.024.30.AC	Brass	1/4" MF

Test Equipment

Simply insert the end of the blow gun into the rubber tip and operate the gun to give test reading.

OSHA Gauge

0165
SIL-OSH
Tech Sheet 10757

AIR MOVERS

Brauer airmovers have many uses such as: drying wet surfaces, blowing off and cleaning mechanical parts, cooling moulds, fume extraction and venting tanks.

Material: zinc alloy.
Standard Gap: 0.05mm (0.15mm for AM125).
DBA Quoted at: 5.5 bar.

Air Movers

Note: BR-AM35 shims not required.
BR-AM75 cpare shims available.

Standard Fixed Gap Air Movers, BSPP

0119	Thread	DBA
BR-AM10	1/8"	72
BR-AM20	1/4"	79
BR-AM35	3/8"	80
BR-AM40	3/8"	80
BR-AM75	1/2"	80
Tech Sheet 2046		

Strip air movers produce a curtain of air along the length of the application. The strip air mover uses the same Coanda effect utilised in our other air amplifiers.

No moving parts – compressed air from a local production line source can be utilised. Output volumes almost twenty times higher.

Highly efficient – significant compressed air savings ca be achieved with short investment paybacks. Low noise levels. Stainless steel options.

Manufactured in any length from a combination of our standard sizes.

Material: aluminium/zinc-plated steel.
Standard Gap: 0.05-0.10mm.
DBA at 5.5 bar: 80
Shims: not required.
Standard Inlet Thread: 1/4" BSPP.

Strip Air Movers, BSPP

0119	Length mm	Thread
BR-SE150	150	1/4"
BR-SE300	300	1/4"
BR-SE450	450	1/4"
BR-SE600	600	1/4"
Tech Sheet 10790		



Spare Shims

0119	To Suit	Size mm
BR-SH10/1.5	BR-AM10	1.5
BR-SH10/2	BR-AM10	2
BR-SH10/3	BR-AM10	3
BR-SH20/1.5	BR-AM20	1.5
BR-SH20/2	BR-AM20	2
BR-SH40/1.5	BR-AM40	1.5
BR-SH40/2	BR-AM40	2
BR-SH40/3	BR-AM40	3

Universal Connector Joints

0119	Thread
BR-AM40UJ	3/8"
Tech Sheet 10793	

Magnetic Base

0119
BR-MAGNETICBASEM

Adjustable Air Movers

Note: shims not applicable.

Aluminium Alloy, BSPP

0119	Thread	DBA
BR-AM10A	1/8"	73
BR-AM20A	1/4"	79
BR-AM35A	3/8"	80
BR-AM60A	3/8"	80
BR-AM75A	1/2"	80
Tech Sheet 20370		

stainless steel

Stainless Steel, BSPP

0119	Thread	DBA
BR-SS60A	3/8"	80
BR-SS75A	1/2"	81
Tech Sheet 20371		

Blow Guns

Trigger Action, BSPP

0119	Thread
BR-AG32LC	1/4"
Tech Sheet 20374	

AIR KNIVES & AMPLIFIERS

Neublade Airstrip

The Neublade from Beckair utilises innovative technology developed to give the highest performance, lowest noise and lowest air consumption compared to any other product.

The powerful, whisper-quiet blade of air is ideal for drying, cleaning, cooling or containing in all kinds of process, food and manufacturing applications.

The key to its performance is our flow straightening technology (patent applied for) which provides an exceptionally laminar sheet of air. The low levels of turbulence also mean extremely low noise (65dB).

- No moving parts – the Neublade is maintenance free
- Ultra low air consumption – significantly lower running costs than standard nozzles and strips
- Ultra-quiet operation (typically 65 dB) for an improved working environment
- Easily mounted onto existing installations
- Choice of air entry for maximum flexibilit

The Neublade is manufactured from extruded, anodised aluminium and comes complete with quick fit hose connector. Because of the method of construction, we are able to offer the Neublade in any length up to 2m long. Please call our sales team for further information.

Applications

- Drying: printing, paints, coatings, components, conveyor belts
- Cleaning: components, conveyors, instruments lens, dust removal, waste removal
- Cooling: components
- Air curtain: fume containment, heat containment from ovens and furnaces

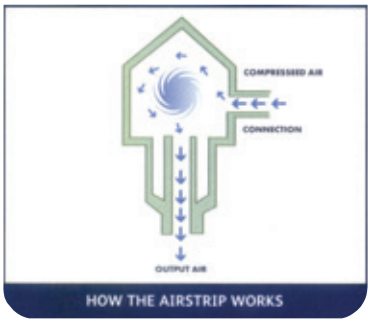

How Neublade can reduce your operating costs

Type of Airstrip	Type of Airstrip		Noise Level Db(A) at 1M	Power Required kW SLPM	Running Costs per Year*
	SLPM	SCFM			
5 holes in 50mm length of pipe (3mm or 1/8")	1980	70	95	10.0	£960
Standard air wipe (50mm)	450	16	85	2.3	£220
Neublade (50mm)	124	4.5	65	0.65	£62

*Based on 40 hours per week, 48 weeks per year with an energy cost of around £0.05 per kWh.

BSP Ports

9039	Length		Inlet	Air Consumption @ 4 bar		Noise Db (A) at 1M
	mm	Inches		SLPM	SCFM	
BNEUBLADE/80	80	3"	1/4" BSP + Push-in Fitting	198	7	65
BNEUBLADE/150	150	6"	1/4" BSP + Push-in Fitting	368	13	65
BNEUBLADE/300	300	12"	1/4" BSP + Push-in Fitting	736	26	65
BNEUBLADE/450	450	18"	1/4" BSP + Push-in Fitting	1104	39	65
BNEUBLADE/600	600	24"	1/4" BSP + Push-in Fitting	1471	52	65
BNEUBLADE/750	750	30"	1/4" BSP + Push-in Fitting	1839	65	65
BNEUBLADE/900	900	36"	1/4" BSP + Push-in Fitting	2207	78	65



Ringjet Air Amplifier

Ringjets air amplifiers are bladeless, motorless fans which can be used for cooling, extracting, drying and ventilating in process, food and manufacturing industries.

Using a small volume of compressed air as the power source, Ringjets utilise the 'Coanda' effect to draw larger volumes of ambient air into the device to amplify the air flow by up to 25 times

- No moving parts – Ringjet is maintenance free
- No electricity required – safe to use in wet locations
- Adjustable flow control using air gap and inlet pressur
- Energy efficient – low running cost
- Low cost
- Quiet operation (less than 80 dB (A))
- Also available in stainless steel

Applications

- Cooling: components, mouldings, extrusions, people, components on test
- Extraction: fumes, water, dust, waste material
- Drying: components, printing, material

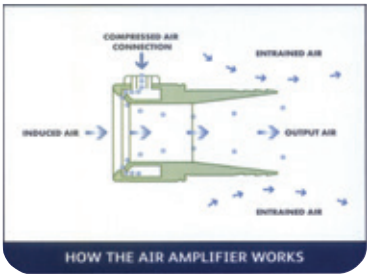

BSP Ports

9039	Throat Diameter mm	Air Inlet BSP	Air Consumption @ 4 bar		Outlet Airflow		Hose Size for Ducting		OD mm	Length mm	Material
			SLPM	SCFM	SLPM	SCFM	mm	Inches			
BRJ12A	12	G1/8"	170	6	5,666	200	19	3/4"	25	63	Anodised Alloy
BRJ20A	20	G1/8"	283	10	6,800	240	32	1.1/4"	40	63	Anodised Alloy
BRJ25A	25	G1/4"	397	14	11,333	400	38	1.1/2"	50	90	Anodised Alloy
BRJ40A	40	G1/4"	510	18	14,150	500	50	2"	63	95	Anodised Alloy
BRJ50A	50	G3/8"	962	34	20,666	730	76	3"	90	135	Anodised Alloy
BRJ75A	75	G1/2"	1416	50	33,333	1,178	100	4"	132	165	Anodised Alloy
BRJ12S/S	12	G1/8"	170	6	5,666	200	19	3/4"	25	63	Stainless Steel (316)
BRJ20S/S	20	G1/8"	283	10	6,800	240	32	1.1/4"	40	63	Stainless Steel (316)
BRJ25S/S	25	G1/4"	397	14	11,333	400	38	1.1/2"	50	90	Stainless Steel (316)
BRJ40S/S	40	G1/4"	510	18	14,150	500	50	2"	63	95	Stainless Steel (316)
BRJ50S/S	50	G3/8"	962	34	20,666	730	76	3"	90	135	Stainless Steel (316)

AIR KNIVES & AMPLIFIERS

Ringjet Air Conveyors

Ringjets air conveyors are bladeless, motorless fans which connect to flexible hose and are ideal for conveying and extracting all kinds of materials in process, food and manufacturing industries. Using a small volume of compressed air as the power source, Ringjets utilise the 'Coanda' effect to draw larger volumes of ambient air into the device to amplify the air by up to 25 times. Ringjet conveyors are capable of moving material over long distances and this can be increased by adding additional conveyors into the line.

- No moving parts – Ringjet is maintenance free
- No electricity required – safe to use with liquids and wet material
- Adjustable flow control using air gap and inlet pressur
- Energy efficient – low running cost
- Ideal for conveying over long distances
- Quiet operation (less than 80 dB (A))

Applications

- Conveying: plastic pellets, waste removal, food products, pills and tablets, small components, dust, liquids, paper trim
- Extraction: fumes, liquids, dust, waste material

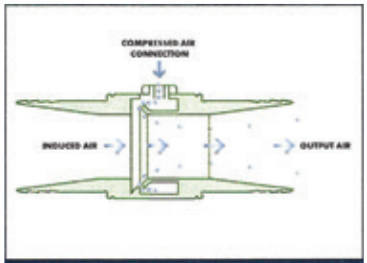

HOW THE RING JET AIR CONVEYORS WORKS

BSP Ports

9039	Throat Diameter mm	Air Inlet BSP	Air Consumption @ 5 bar SLPM	Air Consumption @ 5 bar SCFM	Outlet Airflow SLPM	Outlet Airflow SCFM	Hose Size for Ducting mm	Hose Size for Ducting Inches	OD mm	Length mm	Material
BRJ12C	12	G1/8"	170	6	5,666	200	19	3/4"	25	95	Anodised Alloy
BRJ20C	20	G1/8"	283	10	6,800	240	32	1.1/4"	40	95	Anodised Alloy
BRJ25C	25	G1/4"	397	14	11,333	400	38	1.1/2"	50	135	Anodised Alloy
BRJ40C	40	G1/4"	510	18	14,150	500	50	2"	63	135	Anodised Alloy
BRJ50C	50	G3/8"	962	34	20,666	730	76	3"	90	203	Anodised Alloy

Airmiser Nozzles

The Airmiser uses a series of annular nozzles instead of a single hole to create a safer, more efficient, lower noise alternative to open tubes and pipes. A small volume of compressed air is amplified up to 25 times by utilising the 'Coanda' effect to induce a higher flow of ambient air into the air stream.

Because of the risk of serious injury from compressed air entering the bloodstream from single open pipes at high pressure, the multi-nozzle arrangement of the Airmiser is designed to be much safer alternative.

Replacing open jets with Airmisers will give significantly reduced air consumption and lower noise levels and, in most cases, it is a simple operation to install Airmiser nozzles. Airmisers are suitable for use individually or in multiple arrays to create a much greater effect.

- No moving parts – Airmiser is maintenance free
- Low air consumption – significantly lower running costs than open holes and pipes
- Quieter operation (below 80 DB (A) at 1m) for an improved working environment
- Easily mounted onto existing installations

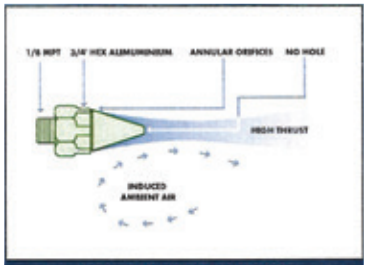

HOW THE AIRMISER WORKS

BSP Ports

9039	Air Inlet BSP	Air Consumption @ 5 bar SLPM	Air Consumption @ 5 bar SCFM	Thrust N	Thrust LBF	Noise Level Db (A) at 1M
BAMSA	G1/8"	225	8	1.8	0.4	65
BAMBH	G1/4"	566	20	5.2	1.2	74
BAMSASS	G1/8"	225	8	1.8	0.4	65
BAMBHSS	G1/4"	566	20	5.2	1.2	74

AIR KNIVES & AMPLIFIERS

Pneu-Power Air Conveyors

The Beckair Pneu-Power is a bladeless, motorless fan which connects to flexible hose and gives high vacuum or high flow for conveying and extracting all kinds of materials in process, food and manufacturing industries.

Using a small volume of compressed air as the power source, the Pneu-Power utilises the 'Coanda' effect to draw larger volumes of ambient air into the device to amplify the air flow by up to 25 times

The Pneu-Power has very high performance and is capable of moving material over very long distances. The Pneu-Power is extremely robust, being manufactured from cast aluminium and is designed for use in harsh environments.

For applications where extraction only is required, the silencer (supplied) diffuses the air and reduces the noise from the device.

- Type A offers higher flows, type B offers higher suctio
- No moving parts – Pneu-Power is maintenance free
- No electricity required – safe to use with liquids and wet material
- Adjustable flow control using air valve and inlet pressur
- Energy efficient – low running cost
- Quiet operation (less than 80 dB (A))

Applications

- Conveying tank filling/emptying, hopper loading, powde , granules, swarf removal, dust, liquids
- Extraction fumes, liquids, dust, waste material



BSP Ports

9039	Air Inlet BSP	Air Consumption @ 6 bar		Outlet Airflow		Vacuum		
		SLPM	SCFM	SLPM	SCFM	mm WG	Inch WG	Inch HG
BNEUPOWERA	G1/4"	885	31	2250	80	2072	82"	6"

Clustajet Ventilators

Clustajet ventilators are a compressed air operated fan which utilise our Ringjet technology to create a robust, maintenance free, high performance ventilator.

Because the Clustajet uses compressed air, no electrical supply is needed making it suitable for safe use in damp or wet locations.

Multiple Ringjets are positioned inside a steel casing to create a space rocket jet effect which gives the unit its high performance. For a given airflo , Clustajets are lighter in weight and smaller than equivalent electric fans.

- No moving parts – Clustajet is maintenance free
- No electricity required – safe to use in damp or wet locations
- Adjustable flow control using the control valv
- Standard Clustajets are manufactured from a strong welded steel casing
- Other options include:
- Plastic
- Flexible hose

Applications

- Extraction: welding fumes, solvent vapours, dust
- Ventilating: confined spaces, tanks, sewers, tunnel
- Cooling: components, pipework

BSP Ports

9039	Hose Size		Air Inlet BSP Inches	Airflow Consumption @ 4 bar		Outlet Air Flow		Dimensions					
	SLPM	SCFM		SLPM	SLPM	SPLM	SCFM	mm	Inches	mm	Inches	mm	Inches
BCJ425	102	4"	G1/4"	395	14	12,700	450	102	4"	180	7"	230	9"
BCJ620	150	6"	G1/2"	1130	40	18,400	650	152	6"	254	10"	356	14"
BCJ825	203	8"	G1"	2265	80	34,800	1230	203	8"	305	12"	457	18"
BCJ1250	305	12"	G1"	5375	190	87,750	3100	305	12"	406	16"	508	20"

1 Hydraulics 3-284

2 Hydraulic Quick Release Couplings 285-320

3 Pneumatic Quick Release Couplings 321-406

4 Monitor & Test 407-446

5 Pneumatic & Vacuum 447-762

6 Push-in Fittings & Tubing 763-918

7 Valves & Actuation 919-1060

8 Ring Main 1061-1136

9 Hose Tails, Adaptors, Fittings & Manifolds 1137-1224

10 Stainless Steel 1225-1332

11 Malleable Iron 1333-1398

12 Hose, Couplings, Ducting & Hose Reels 1399-1510

13 Clips & Clamps 1511-1558

14 Paint, Sprays & Adhesives 1559-1590

15 Blow Guns, Vacuum & Nozzles 1591-1616

16 Fuelling, Lubrication, Wash Down & Misting 1617-1696

17 Compressors & Air Tools 1697-1726

18 Hand Tools & PPE 1727-1765

SECTION 16

Fuelling, Lubrication, Wash Down & Misting

16.01 Fuelling Triggers, Nozzles & Meters 1617-1626

16.02 Fuelling Filtration 1627-1631

16.03 Transfer Pumps 1632-1638

16.04 Greasing & Lubrication Equipment 1639-1649

16.05 Oil Drain Plugs 1650-1653

16.06 Tank Level Gauges 1654

16.07 Workshop Fluid Transfer 1655-1656

16.08 Water Guns & Couplings 1657-1665

16.09 Pressure Wash Lances & Triggers 1666-1672

16.10 Pressure Wash Adaptors, Nozzles & Irrigation Equipment 1673-1680

16.11 Pressure Sprays & Vehicle Cleaning Equipment 1681-1683

16.12 Diaphragm Pumps 1684-1685

16.13 Misting Systems 1686-1696

SECTION 16

16.01 Fuelling Triggers, Nozzles & Meters

1617-1626

- Fuelling Equipment & Accessories
- Fuelling Equipment & Accessories
- Fuel Dispensing Hose & Gravity Hose Kits

16.02 Fuelling Filtration

1627-1631

- Fuelling Filtration
- Diesel Oil Filters

16.03 Transfer Pumps

1632-1638

- Barrel Pumps
- Rotary Pumps & Diaphragm
- Manual Transfer Pumps
- Dosing Pumps
- Electrical Transfer Pumps
- Air Operated Transfer Pump
- Manual & Compressed Air Transfer Pumps & Kits
- Fuelling Equipment & Accessories

16.04 Greasing & Lubrication Equipment

1639-1649

- Greasing & Lubrication Equipment
- Pressure Hoses

16.05 Oil Drain Plugs

1650-1653

- Quick Oil Drain Plugs

16.06 Tank Level Gauges

1654

- Tank Gauges

16.07 Workshop Fluid Transfer

1655-1656

- Workshop Fluid Transfer

Fuelling, Lubrication, Wash Down & Misting

16.08 Water Guns & Couplings

1657-1665

- Heavy-duty, Brass Water Guns
- Washdown & Cleaning Products
- Water Gun
- 1/2" System
- 3/4" System
- 1" System
- Click™ System
- Stainless Steel

16.09 Pressure Wash Lances & Triggers

1666-1672

- Wash Down Equipment

16.10 Pressure Wash Adaptors, Nozzles & Irrigation Equipment

1673-1680

- Wash Down Equipment
- Spray Guns & Accessories
- Sprinkler

16.11 Pressure Sprays & Vehicle Cleaning Equipment

1681-1683

- Pressure Spray Equipment
- Pressure Sprayers
- Commercial & Domestic Vehicle Cleaning Equipment

16.12 Diaphragm Pumps

1684-1685

- Pumps & Process Equipment



16.13 Misting Systems

1686-1696

- Misting Systems - Pump Kits
- Misting Systems - Air Injection Dry Fog System
- Misting Systems - Fans
- FO-500 Ultra-low Volume Fogger
- Misting Systems - Adaptors
- Misting Systems - Filters
- Misting Systems - Controllers

FUELLING EQUIPMENT & ACCESSORIES

Ultra High Speed Auto Nozzle

- Only suitable with diesel or biodiesel up to B30.
- Automatically shuts-off the flow of fuel when vehicle tank is full
- Ideal for refuelling very large vehicles and heavy plant equipment
- Cast aluminium body
- 3 position stay open latch
- Complete with 1.1/2" BSPF swivel inlet

Maximum Flow: 250 L/min.

For use with electric pumps only

Maximum Working Pressure:
72 psi (5 bar)

BSPP

0225	Thread	LPM
NOZA.250S	1.1/2"	250

Trigger Nozzles

- Manual trigger nozzle for use with diesel, HVO and biodiesel up to B30. For use with gravity or electric pumps up to 80L/min. Not automatic shut off.

Body: Aluminium
Seals: Nitrile

Maximum Working Pressure:
50psi (3.5bar)

2 YEAR WARRANTY

BSPP

0225	Thread
2019-9295	1"

- Suitable with diesel, HVO and oils to SAE 90.
- Aluminium body enclosed in a plastic shell making it comfortable even when used at low temperatures.
- 1" BSPF swivel inlet.
- Can be used with gravity feed tanks or electric pumps.
- Integral hook for tidy storage when not in use.

Maximum Flow: 150 L/min.

Maximum Working Pressure:
142 psi (10 bar)

Manual

0225	LPM
NOZ.S3000	150

Nozzle Holder

0225
HANG.P

Polypropylene Manual Nozzle

- Suitable with diesel, HVO and water.
- Polyethylene body. 3/4" hose tail.
- Can be used with gravity feed tanks or electric pumps.
- Integral hook for tidy storage when not in use.

NOZ.C
Nitrile seals, mild steel spring.
Max. Flow: 60 L/min.

Maximum Working Pressure:
29 psi (2 bar)

0225	Seal
NOZ.C	Nitrile

Automatic Trigger Nozzles

- Suitable with diesel, HVO or biodiesel up to B30.
- Automatically shuts-off the flow of fuel when vehicle tank is full.
- 3 position stay open latch. 20-80 L/min, max. pressure 50 psi (3.5 bar).

For use with electric pumps only.
Not suitable for vehicles with small filler necks.

Body: Aluminium

Maximum Working Pressure:
50 psi (3.5 bar)

BSPP

0225	Thread	LPM
2019-9311	3/4"	80
2019-9303	1"	80

Economy, BSPP

0225	Thread	LPM	Colour
NOZA.60S	1"	60	Red
NOZA.120S	1"	120	Blue

Universal Reducing Bush



0225	Thread A	Thread B
BSH.4.3A	1" Male	3/4" Female

Trigger Gun with Electronic In-line Flow Meter

- Manual trigger nozzle for use with diesel gasoline, B100 biodiesel and oils to SAE 90.

Flow Meter Technical Data
Material: Aluminium
Seal Material: Viton and florinated silicone rubber

1" BSPP Trigger Gun & Flow Meter

0225	Thread	Max Pressure Bar	LPM
CD-OG01	1"	20	10-60
Tech Sheet 60124			

Professional Automatic Nozzle for Diesel

- Suitable with diesel, HVO and biodiesel up to B30.
- Automatically shuts-off the flow of fuel when vehicle tank is full.
- 3 position stay open latch, which may be disabled if required.
- 1" BSPF swivel inlet.

For use with electric pumps only.
Not approved for use on resale dispensers.

Max. Flow: Standard 10-80 L/min
High Speed 80-140 L/min

Standard version only

Maximum Working Pressure:
NOZA.X - 0.4-5 bar
NOZA.X25 - 0.4-3 bar

0225	Description	LPM
NOZA.X	Standard (ATEX)	80
NOZA.X25	Hi-speed	140

Stainless Steel Automatic Nozzle

- Suitable for use with diesel or Adblue®. Automatically shuts-off the flow of fuel when vehicle tank is full.
- 3 position stay open latch.
- 304 stainless steel body, viton seals.
- Flow rate up to 45 L/min.

For use with electric pumps only.
Inlet: 3/4" (20mm) Hose barb.
Maximum Flow: 60 L/min.

Maximum Working Pressure:
50 psi (3.5 bar)

Working Temperature:
-10°C to +50°C

Adblue®

0225	Seal
NOZA.SS	Viton
Tech Sheet 20033	

FUELLING EQUIPMENT & ACCESSORIES

Automatic Trigger Nozzles

BSP

0122	Thread
ZFN34	3/4"

Auto Shut-off Nozzle Petrol & Diesel

0122	Thread
J1789022-1	3/4"

High Volume Auto Nozzle Petrol & Diesel

0122	Thread
J1789023-1	1"

0122	Thread
J18312002-1	3/4"

Oil Guns

- Semi-automatic Tip

Digital Oil Gun with Rigid & Flexible Hose, BSPP

0122	Thread
JDA-01	1/2"
Tech Sheet 2054	

Digital Preset Oil Gun

0122
J18133512

- 5-Digit easy to read LCD display powered by 3V CR2 battery
- Low battery indicator
- Rubber protection shroud for meter

Working Pressure:
5 - 50 bar

Digital High Flow Oil Gun, BSP

0122	Inlet Female BSP
J18128003	3/4"
Tech Sheet 71695	

- Semi-automatic Tip

Manual Oil Gun with Flexible Hose, BSPP

0122	Thread
JA-01	1/2"
Tech Sheet 2055	

- Manual Tip

Manual Oil Gun with Rigid Tube, BSPP

0122	Thread
JM-01	1/2"

FUEL DISPENSING HOSE & GRAVITY HOSE KITS

Rubber Alloy Dispensing Hoses

Oil resistant rubber alloy, suitable for use with diesel, air and water delivery.

Cover: black, weather and ozone resistant with purple strip.

Safety Factor: 3-1.

Maximum Working Pressure:
20 bar

3/4" BSPP Male/Male x 3/4" ID Replacement Hose

0225	Length Metres
RTDH-34-3	3
RTDH-34-4	4
RTDH-34-5	5
RTDH-34-6	6

1" BSPP Male/Male x 1" ID Replacement Hose

0225	Length Metres
RTDH-1-3	3
RTDH-1-4	4
RTDH-1-5	5
RTDH-1-6	6
RTDH-1-8	8
RTDH-1-10	10
RTDH-1-12	12

1" BSPP Male/Male x 1" ID Super Flexible Deluxe Replacement Hose

0225	Length Metres
DRTDH-1-3	3
DRTDH-1-4	4
DRTDH-1-5	5
DRTDH-1-6	6
DRTDH-1-8	8
DRTDH-1-10	10
DRTDH-1-12	12

Gravity Hose Kits



Gravity Hose Kit

Deluxe Gravity Hose Kit

Hose Info Maximum Working Pressure:
20 bar

Oil resistant rubber alloy, suitable for use with diesel, air and water delivery.

Cover: black, weather and ozone resistant with purple strip.

Safety Factor: 3-1

Nozzle Info. Maximum Working Pressure:
142 psi (10 bar)

Maximum Flow:
150 L/min

Manual trigger, suitable for use with diesel, biodiesel up to B100 and oils to SAE 90.

Working Temperature:
-20°C to +60°C

Maximum Working Pressure:
58 psi (4 bar)

Maximum Flow:
80 L/min

Manual trigger, suitable for use with diesel.

1" BSPP Male/Male x 1" ID Deluxe Gravity Hose Kits

0225	Length Metres
DASS-RTDH-1-3	3
DASS-RTDH-1-4	4
DASS-RTDH-1-5	5
DASS-RTDH-1-6	6
DASS-RTDH-1-8	8
DASS-RTDH-1-10	10
DASS-RTDH-1-12	12
DASS-RTDH-1-15	15

1" BSPP Male/Male x 1" ID Gravity Hose Kits

0225	Length Metres
ASS-RTDH-1-3	3
ASS-RTDH-1-4	4
ASS-RTDH-1-5	5
ASS-RTDH-1-6	6
ASS-RTDH-1-8	8
ASS-RTDH-1-10	10
ASS-RTDH-1-12	12
ASS-RTDH-1-15	15

FUELLING EQUIPMENT & ACCESSORIES

Brass Drum Tap

BSPP

0225	Thread
2019-9394	3/4"

Drum Taps - Polyethylene

- Polyethylene drum taps can be used with a wide range of oils, acids and caustics
- Huge 2" version can be used with thick liquids
- BSPP male threads with sealing washer

BSPP

0225	Thread	Description
DTJ	2"	Full Bore Drum Tap
DT3P	3/4"	Drum Tap

Drum Wrenches

Aluminium

0225
DW-ALUMINIUM

Adblue® is a water-based chemical solution that is required for some commercial vehicles to help reduce pollution and comply to the Euro 4/5 directive.

Adblue® consumption is 5% of diesel, so for every one hundred litres of diesel, 5 litres of Adblue® is used.

You must not use a normal fuel pump to dispense Adblue®.

Adblue® Manual Nozzle

- Suitable for use with Adblue®
- Inlet 3/4" hose tail
- Spout diameter (OD) 18.8mm
- Wetted components: (Nylon 6, 30% glass filled), stainless steel, viton
- Can be used with gravity feed or electric pumps
- Integral hook for tidy storage when not in use

Maximum Flow: 80 L/min

Maximum Working Pressure
5 bar

Maximum Working Temperature:
+60°C

0225	LPM
NOZ-MAB	80
Tech Sheet 20032	

Lever Hand Pump & Accessories

- Suitable for use with Adblue® and other water-based fluids, antifreeze, windscreen washer fluid, herbicide, pesticides, insecticides and fertilizers.
- Wetted components polyacetal, polypropylene, polyethylene, viton
- Capable of up to 500ml per stroke
- 2" BSPM drum adaptor
- 2 piece suction pipe with one part telescopic (extends to 98cm)
- 2m x 3/4" outlet hose (flexible corrugated PVC hose)
- Temperature range: +5°C (23°F) to +45°C (115°F)
- Option (AD.HPGO) Trisure/Valorex container adaptor

0225
AB.HPPK
Tech Sheet 20031

Adblue® Hose

- Suitable with Adblue® and antifreeze made in the UK
- PVC, polyester braided
- For suction or delivery

Specification:
BS EN ISO 6224/2001,
BS EN ISO 5774/2008

- Bore 19mm

Maximum Working Pressure:
7 bar (102psi)

Made in the UK

3/4" Adblue® Delivery Hose (Hose only)

0225	Length Metres
ABH.4.3/4	4
ABH.6.3/4	6

FUELLING EQUIPMENT & ACCESSORIES

IBC Pump Kit

- Intermediate bulk container (IBC) side mounted, easy to use pump kit
- Suitable with Adblue®
- Capable of up to 25 L/min
- Manual Adblue® nozzle with stainless steel tip
- 1.5 metre flexible suction hose with CDS connector
- 4 metre outlet hose
- Designed for indoor use



MSS.AB

J10302504

0225	Nozzle
MSS.AB	Manual
J10302504	Auto
Tech Sheet 20030	

Rechargable Adblue® Pumps

- Pump complete with control nozzle, telescopic suction tube and 1.5m flexible hose.
- 2900mAh Rechargeable Lithium-ion battery. Rechargeable via USB 2.0 type B connector (USB cable included)
- Charge Time: 3hrs
- Flow Rate: Up to 11.5 LPM
- Duty Cycle: Maximum 15 mins on and 30 mins off
- Fully charged battery can discharge up to 300ltrs (Tested using water)
- Wetted components: polypropylene, polyethylene, PVC and acetal
- Recommended use: gasoline, diesel, kerosene, light Oils, AdBlue, DEF, water, antifreeze, windshield Fluid, mild detergents and agricultural chemicals.
- Do not use with: acids, acetone, Benzene, cresol, ethyl, phenol, methyl ethyl, thinnersm solvents, etc.

1 YEAR WARRANTY

new product

Rechargable DEF/AdBlue Pump

0122
ZBOP60
Tech Sheet 71689

Lever Action Barrel Pump

Features:

- Supplied complete with suction tube for use with 50-205ltr drums and 1.2m 3/4" flexible discharge hose.
- Comes complete with ZDBC - drum bung converter Trisure/Valorex.
- Delivers approx. 500cc per stroke.
- Wetted components: polyproohylene, polyethylene, acetal.
- For use with: Urea/DEF, water, lubricants, windshield washer fluid, antifreeze, mild detergents, agricultural chemicals.
- Do not use with: any media not compatible with materials used in the pump construction. These pumps must not be used for fuel transfer or with solvent thinners etc.

2 YEAR WARRANTY

new product

Lubework Lever Adblue Pump

0122
J17210241
Tech Sheet 71691

Swivel Hose Fittings

- Greatly eases handling and reduces hose wear and kinking.
- All have parallel threads except (SWIV.15A) which has a taper male and parallel female.

Maximum Working Pressure:
87 psi (6 bar)

0225	Female Thread	Male Thread
SWIV.3A	3/4"	3/4"
SWIV.13A	1"	3/4"
SWIV.31A	3/4"	1"
SWIV.1A	1"	1"
SWIV.15A	1.1/2"	1.1/2"

Jointing Compound

- General purpose jointing and thread sealing compound.
- Recommended for diesel, oil, water and steam.
- **NOT** suitable with ethanol.
- Fully waterproof and MOD approved.
- 250ml screw top tins with brush applicator.
- 500ml tins without brush applicator.

0225	Millilitres
HELD	250
HELD.500	500

Fuel Lockout Valve

BSPP

0225	Thread
FLV-1	1"

Continental Softwall Diesel Hoses

- Suitable with diesel, HVO or biodiesel up to B20.
- Ideal for use on economy fuel dispensers.
- Machine swaged ends for long life.
- Electrically bonded.
- 3/4" or 1" BSPT male ends.

Not steel braided.

Not suitable for use with petrol.

Maximum Working Pressure:
50 psi (3.5 bar)

Continental

Made in the UK

BSPT

0225	Length Metres	Thread
CH4.19	4	3/4"
CH6.19	6	3/4"
CH4.25	4	1"
CH6.25	6	1"

Continental Steel Braided Fuel Hoses

- Suitable with diesel, HVO, kerosene and petrol.
- Tested and approved to EN1360
- BSP parallel chrome plated "swaged for life" end fittings
- Smooth wipe clean covering.
- Excellent fuel and weather resistance.
- Steel braiding provides excellent protection against vandalism and the theft of nozzles by cutting through the hoses.

Maximum Working Pressure:
230 psi (15.8 bar)

Continental

Made in the UK

BSPP

0225	Length Metres	Thread
PH12.3/4	3.66	3/4"
PH20.3/4	6.1	3/4"
PH12.1	3.66	1"
PH20.1	6.1	1"

Gravity Dispensing Hose

- Gravity dispensing hoses 25mm (1") bore, excellent flexibility to ease handling and strong enough to resist kinking. Supplied with 1" BSPT male end fittings are machine banded on to the hose.

Maximum Temperature:
-15°C to +60°C

Maximum Working Pressure:
43.5 psi

1" BSPT

0225	Length Metres
GDH-4	4
GDH-5	5
GDH-6	6
Tech Sheet 1173	

Gravity Fuel Kits

- Only suitable with diesel or biodiesel up to B30.
- Provides simple and quick diesel dispensing from gravity tanks.

Kit includes: hose, valve, nozzle and PTFE tape.
25mm bore delivery hose.

Working Temperature:
-25°C to +45°C

Maximum Working Pressure:
50 psi (3.5 bar)

For use with Diesel/Gasoil

0225	Length Metres
2019-9337	3
2019-9360	5
Tech Sheet 1170	

FUELLING EQUIPMENT & ACCESSORIES

Fuelling Meters

- Suitable with diesel, HVO and biodiesel up to B30.
- Robust nutating disc flow meter shows up to 9999 litres.
- 20 -76 L/min. 1" BSPF ports. Aluminium housing.
- 4 digit register. 8 digit non resettable totaliser.
- Front face can be rotated in 90° increments.

Accuracy: +/-2%
(with adjustable calibration)
Operating Range: 20 - 76 L/min

Maximum Working Pressure:
50 psi (3.5 bar)

2 YEAR WARRANTY

Flow Meter without Strainer, BSPP

0225	Thread
FM4	1"

- Suitable with diesel, HVO, petrol, Kerosene and biodiesel up to B30.
- Robust nutating disc flow meter shows up to 999 litres.
- 19-75 L/min. 1" BSPF ports.
- Accuracy of +/- 2% with adjustable calibration.
- Aluminium housing and cover.
- 3 digit register. 6 digit non resettable totaliser.
- Front face can be rotated in 90° increments.

Accuracy: +/-2%
Operating Range: 19-75 L/min

Maximum Working Pressure:
50 psi (3.5 bar)

Ex

2 YEAR WARRANTY

Without Strainer, BSP Female

0225	Thread
807CL	1"

Tech Sheet 1168

This mechanical fuel meter has a flow rate of 20-120 L/min, with a resettable 4 digit totaliser, and a non-resettable 8 digit totaliser, which registers up to 9,999,999.9 Litres.

Features:
- Aluminium metering chamber with polybutylene nutating disk.
- 1" inlet/outlet
- Accuracy +/-1%

Maximum Working Pressure:
3.5 bar

2 YEAR WARRANTY

8 Digit Non-resettable

0122
J1581400

Tech Sheet 2141

Features:
- Measures diesel, kerosene and petrol.
- Oval gear design.
- Low pressure drop allows for gravity and pump (in-line) applications.
- Supplied with a wire mesh strainer.

Redashe

10 YEAR WARRANTY

Conditions apply.

6 Digit Non-resettable

0122
DM100

Tech Sheet 60368

Digital In-line Turbine Flow Meters

LCD display has a 5 digit register, 7 digit non resettable totalizer. 10 - 100 L/min. 1" BSPF ports. Max pressure: 145 psi (10 bar). Accuracy: +/- 1%. Polypropylene turbine. Designed to fit in line with the delivery hose or pipework. Front can be rotated in 90° increments.

2 YEAR WARRANTY

For Diesel and HVO

0225
K24

Tech Sheet 10554

Adblue®

For Adblue®

0225
K24.AB

Tech Sheet 10555



Replacement Battery

0225	To Suit
K24.BATTERY	K24 & K24.AB

Electronic In-line Flow Meters

Material: Aluminium
Seal material viton and florinated silicone rubber

Female Thread, BSPP

0225	Thread	Max Pressure Bar	M³/HR
CD-OG01-1	1"	20	200

Fuel Bowl Filters

- Fully interchangeable with other filter elements.
- Suitable with diesel, HVO or biodiesel up to B30.
- Choose particle only or water and particle kit/spare elements both remove particles to 10 micron.
- Fits on the outlet side only. 1"BSPF ports.

BSPP

0225	Thread	Description
FFILT.KIT	1"	Fuel Filter Kit, Particles Only
FFILT.KITW	1"	Fuel Filter Kit, Water/Particles
FFILT.EL	-	Spare Particle Only Element
FFILT.ELW	-	Spare Water/Particle Element

Fuel Filter Kit

- Suitable with diesel, HVO or biodiesel up to B7.
- Removes particle and water contamination to 30 micron.
- Fits on the outlet side only. 1" BSPF ports.
- Kit = aluminium head with disposable spin on element.
- Max flow. 45 litres/min gravity, pump 100 litres/min.
- Buy a complete kit or separate element and head.

BSPP

0225	Thread	Description
HYD.GK	1"	Filter Kit Water & Particles
HYD.ELG	-	Spare Water/Particle Filter

Depuroil Portable Filter & Oil Transfer Unit

The ideal tool for decontaminating oil by removing suspended particles. The filtering unit is composed of a volumetric vane pump that extracts the oil to be purified, sending it through a high-filtering capacity cartridge filter that removes the impurities.

- Suitable for use with oils up to SAE90.
- 230V transfer pump
- Complete with suction and outlet hose.

Maximum Flow:
25 litres/min

10 Micron

0225	Description
WO.DEP	Transfer Unit
WO.DEPF	Spare Element

In-line Fuel Filter Elements

Paper Filter, 6mm OD

0225
25-200

Nylon Filter, 9mm OD Barb

0225
25-202

Nylon Filter, 8mm OD

0225
25-204

Paper Filter, 9mm OD Barb

0225
25-201

Nylon Filter, Elbow 8mm OD

0225
25-203

FUELLING FILTRATION

Fuel Filters & Elements

Fuel Filter

0225	Micron
ZFFL02B	10

Water Block Fuel Filter Element

0225	Micron
ZFEWB	10

Fuel Filter Spin On Cartridge

0225	Micron
ZFFS10BSP	10

Replacement Fuel Filter Element

0225	Micron
ZFE10	10

FT PRO

For **Tank Gauges**
…see page **1154**

DIESEL OIL FILTERS

Diesel Oil Filters - Series 20100-20150

Maximum Working Pressure: 1 bar

Aluminium, BSPP

0270	Thread	Micron Rating	Filter Surface Area cm²
20103/AL-100UM	1/4"	100	48
20101/AL-100UM	3/8"	100	48
20103AL4-44UM	1/4"	44	48
20101AL4-44UM	3/8"	44	48
20103CAL-15UM	1/4"	15	228
20101CAL-15UM	3/8"	15	228
20151/AL-100UM	3/8"	100	24

Maximum Working Pressure: 1 bar

Plastic Standard Tenite Bowl, BSPP

0270	Thread	Micron Rating	Filter Surface Area cm²
20103/PL-100UM	1/4"	100	48
20101/PL-100UM	3/8"	100	48
20103PL4-44UM	1/4"	44	48
20101PL4-44UM	3/8"	44	48
20103CPL-15UM	1/4"	15	228
20101CPL-15UM	3/8"	15	228
20151/PL-100UM	3/8"	100	24

Maximum Working Pressure: 1 bar

Plastic Superior Metocene Bowl, BSPP

0270	Thread	Micron Rating	Filter Surface Area cm²
20103/PE-100UM	1/4"	100	48
20101/PE-100UM	3/8"	100	48
20103CPE-15UM	1/4"	15	228
20101CPE-15UM	3/8"	15	228
20153/PE-100UM	1/4"	100	24
20151/PE-100UM	3/8"	100	24

Diesel Oil Filters - Series 20200

Maximum Working Pressure: 2 bar

Aluminium, BSPP

0270	Thread	Micron Rating	Filter Surface Area cm²
20201/AL-100UM	3/8"	100	105
20202/AL-100UM	1/2"	100	105
20201AL4-44UM	3/8"	44	105
20202AL4-44UM	1/2"	44	105
20201CAL-15UM	3/8"	15	235
20202CAL-15UM	1/2"	15	235

Maximum Working Pressure: 1 bar

Plastic Standard Tenite Bowl, BSPP

0270	Thread	Micron Rating	Filter Surface Area cm²
20201/PL-100UM	3/8"	100	105
20202/PL-100UM	1/2"	100	105
20201PL4-44UM	3/8"	44	105
20202PL4-44UM	1/2"	44	105
20201CPL-15UM	3/8"	15	235
20202CPL-15UM	1/2"	15	235

Diesel Oil Filters - Series 20210

Maximum Working Pressure: 1 bar

Plastic Standard Tenite Bowl with Water Drain Valve, BSPP

0270	Thread	Micron Rating	Filter Surface Area cm²
20211/PL-100UM	3/8"	100	105
20212/PL-100UM	1/2"	100	105
20212PL4-44UM	1/2"	44	105
20211CPL-15UM	3/8"	15	235
20212CPL-15UM	1/2"	15	235

Diesel Oil Filters with Cock & Check Valve - Series 20250

Maximum Working Pressure: 2 bar

Aluminium, BSPP

0270	Thread	Micron Rating	Filter Surface Area cm²
20250ALAL4-44UM	3/8"	44	105
20250CAL-15UM	3/8"	15	235

Maximum Working Pressure: 1 bar

Plastic Standard Tenite Bowl, BSPP

0270	Thread	Micron Rating	Filter Surface Area cm²
20250/PL-100UM	3/8"	100	105
20250PL4-44UM	3/8"	44	105
20250CPL-15UM	3/8"	15	235

Please note: Oil viton seal filters are available upon request.

DIESEL OIL FILTERS

Diesel Oil Filters with Cock - Series 20230

Maximum Working Pressure:
2 bar

Aluminium, BSPP

0270	Thread	Micron Rating	Filter Surface Area cm²
20232/AL-100UM	1/2"	100	105
20231AL4-44UM	3/8"	44	105
20232AL4-44UM	1/2"	44	105
20231CAL-15UM	3/8"	15	235
20232CAL-15UM	1/2"	15	235

Maximum Working Pressure:
1 bar

Plastic Standard Tenite Bowl, BSPP

0270	Thread	Micron Rating	Filter Surface Area cm²
20231/PL-100UM	3/8"	100	105
20231PL4-44UM	3/8"	44	105
20232PL4-44UM	1/2"	44	105
20231CPL-15UM	3/8"	15	235
20232CPL-15UM	1/2"	15	235

Fuel Oil Filters - Series 20300-20350

- Cover and bowl made out of aluminium.

Maximum Working Pressure:
2 bar

Without Heating Element, BSPP

0270	Thread	Micron Rating	Filter Surface Area cm²
20306/10-100UM	1/2"	100	300
20306/20-200UM	1/2"	200	300
20306/30-300UM	1/2"	300	530
20304/10-100UM	3/4"	100	300
20304/20-200UM	3/4"	200	300
20301/10-100UM	1"	100	300
20301/20-200UM	1"	200	300
20301/30-300UM	1"	300	530

- Cover and bowl made out of aluminium.
- Heating element PTC 20351/03 T150°C - 230 Volts.

Maximum Working Pressure:
2 bar

With Heating Element, BSPP

0270	Thread	Micron Rating	Filter Surface Area cm²
20356/20-200UM	1/2"	200	300
20356/30-300UM	1/2"	300	530
20354/10-100UM	3/4"	100	300
20354/30-300UM	3/4"	300	500
20351/10-100UM	1"	100	300
20351/20-200UM	1"	200	300
20351/30-300UM	1"	300	500

Fuel Oil Filters - Series 20400-20450

Maximum Working Pressure:
2 bar

Without Heating Element

0270	Thread	Micron Rating	Filter Surface Area cm²
20401/10-100UM	1"	100	670
20401/30-300UM	1"	300	1130
20402/10-100UM	1.1/4"	100	670
20402/20-200UM	1.1/4"	200	670
20403/10-100UM	1.1/2"	100	670
20403/20-200UM	1.1/2"	200	670
20403/30-300UM	1.1/2"	300	1130

Maximum Working Pressure:
2 bar

With Heating Element

0270	Thread	Micron Rating	Filter Surface Area cm²
20451/10-100UM	1"	100	670
20453/10-100UM	1.1/4"	100	670
20453/20-200UM	1.1/4"	200	670
20453/30-300UM	1.1/4"	300	1130
20452/30-300UM	1.1/2"	300	1130

Oil Filter Spare Cartridges

To suit Series 20150

0270	Material	Type	Micron Rating
20151/C1-100	Stainless Steel	Smooth	100

To suit Series 20100

0270	Material	Type	Micron Rating
20101/C1-100	Stainless Steel	Pleated	100
20101/C4-44	Stainless Steel	Pleated	44
20101CC5	Paper	-	15

To suit Series 20200

0270	Material	Type	Micron Rating
20201/C1-100	Stainless Steel	Pleated	100
20201/C4-44	Stainless Steel	Pleated	44
20201CC5-15	Stainless Steel	Pleated	15

To suit Series 20300-20350

0270	Material	Micron Rating
20301/C1-100	Stainless Steel	100
20301/C2-200	Stainless Steel	200
20301/C3-300	Galvanized Iron	300

To suit Series 20400-20450

0270	Material	Micron Rating
20401/C1-100	Stainless Steel	100
20401/C3-300	Galvanized Iron	300

Electrical Heater

0270	Material	Voltage	Micron Rating
20351/03	100	230V/50Hz	220
20451/01	300	230V/50Hz	200



0270	To Suit
SET20100	Series 20100
SET20200	Series 20200
SET20250	Series 20250
SET20300	Series 20300
SET20400	Series 20400

For **Diesel Drop Hose**
…see page **1434**

BARREL PUMPS

Piston Oil Pump

- With 1.5m outlet hose, anti-drip 13mm 90º spout, nozzle storage facility.
- Designed to fit awkward access filler points.
- 2" BSPP male thread, pumps on down stroke.

0225	To Suit
J9023SE	20 & 25 Litre Drums

Gear Oil Bucket Pump

- With fully reversible hand rotary pump, clear PVC hose and nozzle.
- 10.5L approx.
- Robust steel base with hard powder coat finish as standard.
- Delivers and retrieves.

0225	Volume Litres
A6000SE	10.5

Syphon Pump



0225	To Suit
J2653	205 Litre Barrels

Manual Syphon Pumps

- Suitable for pumping most liquids: acids, alkalines, antifreeze, de-greaser, distilled water, diesel, biodiesel B100, light oils and solvents.
- Includes delivery hose and suction pipe.

HPS25 fits 5-25L containers, delivery hose 534mm (21"), suction 380mm (15").

HPS205 fits 205L container, thread 2" BSPM, delivers 30 L/min, delivery hose 1295mm (51"), suction 850mm (33.1/2").



Drum Pumps

0225	To Suit
HPS25	5-25 Litre Drum
HPS205	205 Litre Drum

Battery Operated Syphon Pump

- Unique battery operated pump (2 x D size batteries not supplied).
- Suitable with water, diesel, HVO, light oils & mild / non corrosive chemicals.

Flow Rate: 4 - 7 L/min
Suction Tube: 375mm (15").
Discharge Tube: 660mm (26").
Total Length: 675mm (27").

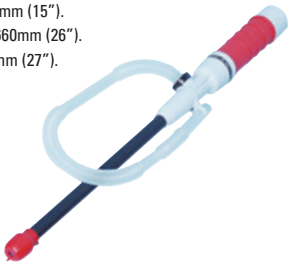

Drum Pump

0225	LPM
HPSB	8-10

Z Swivel

- 1/4" BSPP Male and female



BSPP

0225	Thread
M8090	1/4"

Lever Barrel Pumps

- Suitable with diesel, HVO, biodiesel up to B30 and oils to SAE 90.
- Metal lever action drum pump.
- Capable of up to 20 L/min. 2" BSPM drum adaptor.
- Telescopic suction tube 450 - 900mm.

Note:
pumping speed 20 L/min



0225
2019-9386
Tech Sheet 1171

WHALE Urchin - Diaphragm Hand Pump

- Suitable with clean or dirty diesel, HVO, water and oils to SAE 90.
- Pumps dirty and contaminated liquids with up to 10mm solids
- Made from glass filled polypropylene complete with nitrile seals
- Hose tails accept both 1" and 1.1/2" hoses

Flow Rate:
47 L/min for 1"
68 L/min for 1.1/2"

0225
HPW
Tech Sheet 20034

Lockable Drum Taps

3/4" BSPP

0225
J4175

- All metal

Self Closing, 3/4" BSPP

0225
J4177

Rotary Barrel Pumps

- A robust cast iron rotary barrel pump capable of up to 25 L/min for dispensing fuel or oils. Supplied complete with 1 metre sectioned metal suction pipe and 2" BSP barrel adaptor.

Cast Iron

0225
2042-5658
Tech Sheet 1172

- Suitable with most chemicals and acid based products.
- PVC construction with PTFE vanes and Hastelloy springs.
- 3 piece suction pipe. Capable of up to 25 L/min.

Adblue®

PVC Rotary Hand Pump

0225
MSSPVC

Semi Rotary Pumps

- Suitable with diesel, light oils and water.
- Semi rotary double acting.
- Cast iron body with brass internals.
- Flanged inline threaded ports.

Choose from:

- 1/2" K0 version
- 3/4" K1 version
- 1" K2 version
- 1.1/2" K5 version

Note: never mount horizontally.

Semi Rotary Hand Pumps

0121	Size	Thread
SEMI0	0	1/2"
SEMI1	1	3/4"
SEMI2	2	1"
SEMI3	3	1.1/4"

- Kit fits into 2" socket, for use on 205 litre drums and tanks up to 1.5 metre deep.
- 1" semi-rotary hand pump.
- Manual nozzle.
- Tank/pump connector.
- 4 metre x 3/4" outlet hose.

Semi Rotary Pump Kit

0121	Description
SRG2A.KIT	1" BSP Hand Pump Kit

MANUAL TRANSFER PUMPS

Gear Oil Pump

- Suitable with high viscosity oils, ideal for filling gear boxes. Telescopic suction tube 300 - 500mm.
- Polypropylene pump, mild steel piston and nitrile seals.
- Dispenses approximately 100ml per stroke.
- Has a 1.5m outlet hose with spout.
- Spout can be drained by locating back into pump body.
- Supplied with two adaptors as standard: One fits most 25L external Plysu threads (60mm dia). The other fits most 25L Trisure/Valorex thread (56mm dia).

Option: Universal adaptor, locks onto any external thread that is less than 61mm dia.

0225	Description
HPGO	Pump
ADAPT.UNI.L	Adaptor

Oil Suction Gun

For getting oil in/out of gearboxes, transfer cases and differentials.

- Suitable for use with non corrosive liquids.
- Capacity 500cc with 300mm PVC hose.
- Deluxe lip seal provides maximum suction.
- Steel barrel in premium powder coated finish.
- Fully serviceable.
- No priming required.

0225
OSG

Liquid Suction/Extraction Units

- Novel device that both sucks and stores extracted liquids.
- Suitable for fuels, water, oils and many other liquids.

Removes: Oil from vehicles, lawn mowers, motorbikes, hydraulic reservoirs without draining, simply insert the suction pipes in the dipstick hole. Water from bunded fuel tank cabinets, fish tanks, bilges and otherwise inaccessible areas. Fuel spillages from bunded tanks/fill point cabinets.

- Can even suck up surface puddles.
- Prime the handle and watch it work.
- Supplied with suction probes to fit most applications.
- Lightweight and portable. 17 litre version has castors.
- When full, remove top plug to pour out the contents.

A must have for any engineers/site van multipurpose pump.

Suction/Extraction Units

0225	Capacity Litres
HP.SUC2	2.7
HP.SUC6	6.5
HP.SUC17	17

DOSING PUMPS

Food Contact FDA 21 CFR · Food Contact (EU) 1935/2004 · NSF/ANSI 61

tefen

MixRite 3.5 Series

Tefen's MixRite line of water driven proportional dosing pumps, are used to ensure precise additive injection directly into the water or fluid line under various flow rates, feed ratios and different ranges of pressure.

Features

- Mixes additive and water precisely
- The dosage can be adjusted easily and quickly
- Repair is simple and inexpensive
- Key internal parts are from the highest quality material available (Hastelloy spring. Viton Rubber seal)

Working Temperature: 4°C to +40°C

Maximum Working Pressure: 8 bar

3/4" BSPT Male

0471	LPH	Max Pressure Bar	Dosage Rate
MRDP-1	10-3500	0.2-8	1:333 - 1:500
MRDP-2	10-3500	0.2-8	1:1000 - 1:111
MRDP-3	10-3500	0.2-8	1:333 - 1:50
MRDP-4	10-3500	0.2-8	1:200 - 1:20
MRDP-5	50-3500	0.2-8	1:100 - 1:10
		Tech Sheet 60239	

ELECTRICAL TRANSFER PUMPS

12V Submersible Transfer Pump

- Only suitable with diesel, biodiesel B30 and water to 80°C.
- Maximum Flow: 18 L/min. Length 145mm, diameter 47.5mm.
- 12V centrifugal submersible pump.
- 3m outlet hose (1/2"). (500 hour life expectancy).
- 4m long battery cable and clips. Weight 0.6kgs.
- Continuously rated for periods up to 1 hour.

NOTE: DO NOT RUN DRY

Maximum Working Pressure:
15 psi (1 bar)

0225	Voltage	LPM
12SP18	12V	18

Electric Oil Transfer Pump

Designed for pumping and transferring all grades of oils up to SAE 90. Suitable for lubricating oils, hydraulic oils, gear oils etc. Complete with on/off switch and internal bypass, it has 3/4" BSPP threaded ports and is also supplied with a pair of 1" hose tails. Pumping rate depends on grade of oil and temperature.

- IP55 rated

2033-5279

VISCO.110

0225	Voltage
2033-5279	230V
VISCO.110	110V
Tech Sheet 1174	

On-demand Diaphragm Pumps

- Only suitable for use with agricultural chemicals or water
- For spraying and transferring liquids
- With pressure switch and fittings
- Self priming to 2m
- EPDM diaphragm
- 1/2" and 3/4" barb plug-in ports

12V

0225	Description
DP12.17	17L/min, 40 psi (2.8 bar)

Portable Diesel Pump Kits

- Suitable with diesel, HVO, and biodiesel up to B30.
- Choice 12V or 24V. 40 L/min pumping speed.
- 40 L/min pumping speed.
- Sturdy steel case complete with carry handle
- On/off switch and bypass valve.
- 4m long battery cable with crocodile clips.
- UK made 6m of suction/delivery hose.
- Brass foot valve and strainer must be fitted or warranty void.

Maximum Run Time:
30 mins.

Manual, BSPP

0225	Thread	Voltage
12PA.KIT1C	1"	12V
24PA.KIT1C	1"	24V

Professional Battery Diesel Pump Kits

- Suitable with diesel, HVO, empties a 205L drum in 5 mins.
- 40L/min, 4m battery cable with crocodile clips.
- Carry handle, on/off switch, bypass valve.
- UK made suction/delivery hose 6 metres in total.
- Aluminium nozzle with hose swivel.
- Complete kit for barrel/portable transfer.

Maximum Run Time:
30 mins.

0225	Voltage	LPM
12PA.KIT1B	12V	40
24PA.KIT1B	24V	40

High Speed Battery Diesel Pump Kits

- Suitable with diesel, HVO or biodiesel up to B30.
- Maximum Flow: 70 L/min. 12V.
- 1" BSPF inlet and outlet flanges.
- PIUSI Direct drive vane pumping unit with bypass valve.
- Switch, 4m long battery cable and crocodile clips.
- Weatherproof for outdoor use.
- Maximum run time: 30 mins.
- Kit includes 7m suction/delivery hose, foot valve and strainer.
- Choose manual or automatic nozzle kit.



0225	Nozzle
12BIKIT	Manual
12BIKIT2	Automatic

Battery Diesel Transfer Pumps

- Suitable with diesel, HVO and biodiesel up to B30.
- Ideal for mounting into plant equipment, excavators etc.
- Maximum Flow: 40 L/min.
- 3/4" BSPF ports.
- Choose 12V or 24V. 3/4" BSPF ports.
- Direct drive vane pumping unit with bypass valve.
- Foot mounting plate.
- Weatherproof to IP54 for outdoor use.
- Complete with switch, carry handle.
- 4m long battery cable and crocodile clips.

Maximum Run Time: 30 mins.

0225	Voltage
12PA.BARE	12V
24PA.BARE	24V

ELECTRICAL TRANSFER PUMPS

Professional Diesel Transfer Pumps

- Suitable with diesel, HVO and biodiesel up to B30.
- Pumping speeds 50, 80 or 100 L/min. 230V.
- Direct drive, self priming, vane pumping units.
- 1" BSPF ports. Switch and 2m long mains cable.
- Integral filter and bypass.
- Weatherproof to IP55 for outdoor use.
- Continuously rated motor with thermal cut out.
- Full range of spares available.

2 YEAR WARRANTY

0225	Voltage	LPM
SPT60A	230V	50
SPT80A	230V	80
SPT100A	230V	100

230V Professional Diesel Pump Kits With Automatic Nozzle

- Suitable for use with diesel, HVO or biodiesel up to B30.
- Manual operated on/off switch.
- Pumping speeds choose 45 or 75 L/min option.
- Meter accuracy of +/- 2%. 4 digit resettable register.
- 8 digit non resettable totaliser.
- Weatherproof to IP55. Integral filter and bypass valve.
- 230V continuously rated motor with thermal cut out.
- 4m delivery hose.
- Supplied with automatic nozzle.
- Self priming pump unit.
- Dimensions 300mm H x 350mm W x 500mm D (including nozzle).

45 Litres per Minute: Ideal to fill cars/vans vehicles with small fuel tanks.
75 Litres per Minute: Ideal to fill vehicles with large fuel tanks.

2 YEAR WARRANTY

45 Litres per Minute

0225	Nozzle
ECON45	Automatic

75 Litres per Minute

0225	Nozzle
ECON75	Automatic

AIR OPERATED TRANSFER PUMP

Polypropylene Air Operated Diaphragm Pump

- 1:1 ratio. Max operating pressure 116 psi/8 bar.
- Rugged Polypropylene body.
- Viton diaphragm.
- Maximum solids pumped = 3mm diameter.
- Air inlet 1/4".
- Suitable for Adblue® and antifreeze.

Adblue®

BSPP

0225	Thread	LPM	Seal
ADP.60PV	3/4"	60	Viton

Aluminium Air Operated Diaphragm Pump

- 1:1 ratio. Max operating pressure 116 psi/8 bar.
- Rugged aluminium body.
- Nitrile diaphragm.
- Maximum solids pumped = 3mm dia.
- Air inlet 1/4". 325mm H x 255mm W x 210mm D

BSPP

0225	Thread	LPM	Seal
ADP.60AV	3/4"	60	Viton
ADP.90AN	1"	90	Nitrile
Tech Sheet 10578			

Pneumatic Pumps

Oil Pumps

0122	Ratio	Description
J100	01:01	940mm Suction Tube
J300S	03:01	270mm Suction Tube
J500S	05:01	270mm Suction Tube
Tech Sheet 2053		

MANUAL & COMPRESSED AIR TRANSFER PUMPS & KITS

Hand Operated Fuel Oil & Liquid Pumps

Lubeworks Lever Hand Pump Fuel Oil

0122	Description
J1703001	Lever Hand Pump

Lift Pump Polypropylene Fuel Oils

0122	Description
HPLP	Lift Pump

Pneumatic Oil Pumps & Dispensers

Pneumatic Oil Pump Kit

0122	Description
J100TDG	Oil Pump Kit

Wall Mounted Oil Dispensing Kit

0122	Description
C808MODK	Oil Dispensing kit

Driven Fuel Transfer Pumps

Portable Fuel Transfer Pump Kit 12V & 24V

0122	Voltage
J10304022	12V
J10304024	24V

Fuel Transfer Pump

0122	Description
J1500451	Transfer Pump

Fully Enclosed Fuel Transfer Pump

0122	Description
J1500450	Transfer Pump

Break Couplers for Fuel

0122	Size
ZBKV34N	3/4"
ZBKV01N	1"

FUELLING EQUIPMENT & ACCESSORIES

Oil Delivery

- Mobile oil dispensing units suitable for dispensing oil at medium/high viscosity, for mobile installations and fixed systems at medium distances. The drum trolley allows the system to be moved around the workshop with ease, giving increased efficiency. All items are available separately or in kit form.

JOS200

C080-OKMD

Oil Delivery System

0225	Description
JOS200	Oil Delivery System with Hose Reel
JOS100	Oil Delivery System without Hose Reel
	Tech Sheet 60363

- Self-contained oil pump supplied with a 16 litre (4.23 gallon) container with handle. Fitted with a 48"(4ft) fuel-resistant soft PVC hose with nozzle for clean discharge.

Features:

- 16 litre powder-coated container
- Variable handle setting for light or heavy fluids
- Recommended for transmission differentials and heavier oils
- Not suitable for water-based fluids or other corrosive media

Oil Delivery System

0225	Capacity Litres
ZOLP16	16
	Tech Sheet 60365

- Pneumatic oil dispenser equipped with level gauge and delivery gun with flexible end.
- Works autonomously without the requirement of continuous connection to air supply.

Maximum Working Pressure:
10 bar

Oil Delivery System

0225	Capacity Litres	Max Pressure Bar
JPOD030	30	10
JPOD065	65	10
	Tech Sheet 60364	

Oil Drum Transportation

J1708003

J1708001

Drum Trolleys

0225	To Suit
J1708001	12.5-50kg Drums
J1708003	205 Litre/180kg Drums
	Tech Sheet 60362

Grease Guns

- Universal gun for use with cartridges (400cc) or bulk grease (500cc).

Side Lever Gun

0088
2017-3506

- Rigid tube and locknut, 4-jaw connector and filler/bleed nipple
- Universal gun for use with cartridges (400cc) or bulk grease (500cc)
- Heavy-duty follower

Heavy-duty Lever Gun

0088
2017-3514

- One hand pistol grip with rigid tube and 4-jaw connector
- Universal gun for use with cartridges (400cc) or bulk (500cc)

Pistol Grip Gun

0088
2017-3555

Grease Hoses

Maximum Working Pressure:
400 bar
Burst Pressure:
900 bar

Single Steel Braid Rubber Hose, Male Thread, BSPP

0088	Thread	Length
2017-3654	1/8"	12"
2017-3662	1/8"	18"

Nylon Braid Hoses Polyamide Coated, Male Thread, BSPP

0088	Thread	Length
2017-3670	1/8"	12"
2017-3688	1/8"	18"

Rigid Stem with 4 Jaw Connector

0088
2017-3720

Lithium No.2 Grease Cartridge

Multi purpose bearing grease No.2 consistency for conventional applications.

0088	Volume Grams
2017-6780	400

GREASING & LUBRICATION EQUIPMENT

Heavy-duty Lever Grease Gun

0122
J1786004

Pistol Grip Grease Gun

0122
J1786501

Groz Dual Pistol/Lever Handle Grease Gun

Features:

- 2 way operating telescopic handle
- **Pistol type:** Ideal for use in confined space
- **Lever type:** For high pressure and high volume application
- Integrated high volume/high pressure adjustable mechanism
- Aluminium die cast head fitted wit bulk loader and air bleeder valve
- Non-slip comfortable vinyl grip handle
- Filling options: 400gm (14oz.) grease cartridge, bulk, suction or filler pum
- Suitable for use with NLGI 1, 2 and 3 grease

0122
ZG77
Tech Sheet 71693

Quick Grease Filler Gun

Features:

- Simple method of filling grease reservoir
- Reduces the chances of cross contamination
- Suitable for use with 400g grease cartridges or bulk grease
- Barrel manufactured from high quality zinc plated steel

0122	Barrel Length	Barrel Diameter
ZSGGR400T	370mm	56mm
Tech Sheet 71690		

Grease Filler Pumps

Air Operated Grease Pump Kit

0122	Description
J1708001	Optional Drum Trolley

GREASING & LUBRICATION EQUIPMENT

Grease Guns

A unique single hand operated grease gun of superior quality for the professionals.

The short stroke operation delivers 52,000kPa/7,500 psi/520 bar whilst the flexible extension allows you to access nipples that are normally hard to reach.

The gun can be filled by one of three ways: cartridge, bulk or J2 grease pump.

Features:

- Short stroke operation
- Easy one hand operation
- Flexible outlet with Supergrip KY Coupler
- Delivers 0.8gm per shot
- Filler/bleeder nipple 1/4" BSP (M)

Professional Flexi Grease Gun

0122
K32

A high quality lever grease gun for the professionals. This lever gun is engineered for high pressure greasing providing up to 69,000kPa/10,000 psi/690 bar. The lever gun can be filled by one of three ways: cartridge, bulk or J2 grease pump.

Features:

- Rigid outlet with Supergrip KY Coupler
- Delivers 1.5gms per shot
- Filler/bleeder nipple 1/8" BSP (M)
- Fully repairable

Professional Lever Grease Gun

0122
K40
Tech Sheet 10579

For fast and easy loading of grease guns. The pump allows you to buy grease more economically whilst the fully sealed system keeps out any contaminants.

Features:

- Suitable for 12.5 kegs
- Delivers 54gms per stroke
- Fully sealed system keeps grease clean

J2 Grease Pump

0122
J2

The P3 power-lube is the ultimate economical, high pressure air powered greasing system. To suit 12.5kg grease pails. At the recommended air pressure of 690kPa/100 psi/ 7 bar the 50:1 ratio air motor provides fast and continuous greasing at 34,500kPa/5,000 PSI/345 bar. The grease pressure can be boosted to 69,000kPa/ 10,000 psi/690 bar simply by squeezing the gun trigger several times.

Features:

- Non corroding air motor
- 4m delivery hose
- Handles up to NLG1 No2 greases
- Delivers 460gms of grease per minute
- Suitable for 12.5kg grease kegs

P3 Air Operated Power-Lube

0122
P3
Tech Sheet 10580

The P6 Maxi-Lube is the ultimate in economical high pressure air powered greasing systems. To suit 50kg grease pails. 690kPa/100 psi/7 bar the 50:1 ratio air motor provides fast and continuous greasing at 34,500kPa/5,000 psi/345 bar. The grease pressure can be boosted to 69,000kPa/10,000 psi/690 bar simply by squeezing the gun trigger several times.

Features:

- Non corroding air motor
- 4m delivery hose
- Handles up to NLG1 No2 greases
- Delivers 460gms of grease per minute
- Suitable for 50kg grease kegs

P6 Air Operated Maxi-Lube

0122
P6

Refillable Bearing Lubricator

The refillable automatic bearing lubricators are high quality, mechanical, chemical and thermal resistant. Designed to provide constant lubrication to bearings, bushings, joints, articulated joints or wherever constant greasing is required.

Features:

- Supplied with medium tension springs
- Suitable for all types of grease NLGI 0-1-2-3-4
- Setting dial (1, 3, 6 and 12 months) supply duration

Material Body: Transparent lexan

Working Temperature: -30°C to +132°C

Maximum Working Pressure: 200 psi

0122	Capacity Millilitres
MCGL100	100
MCGL220	220
Tech Sheet 2143	

GREASING & LUBRICATION EQUIPMENT

Redashe

Pneumatic Pumps

JG-50 Drum cover, 385mm/50-60kg. Follower plate 370mm/50-60kg, Connection hose SAE R2 13" x 1/4", grease gun, Z swivel. JG-12 Drum cover, 280mm/12kg. Follower plate 265mm/12kg. Connection hose SAE R2 13" x 1/4", grease gun, Z swivel.

Grease Pumps

0122	Ratio	Description
JG-50	50:1	740mm Suction Tube
JG-12	50:1	480mm Suction Tube

Grease Pumps

GR.H12.L High pressure, direct feed grease pump. Fits directly onto 12.5Kg keg. Rubber edged follower plate. 1.2m high pressure outlet hose. 4 jaw connector. GR.BFILL.L Low pressure high volume grease pump. Pumps grease up to NGLI2, fits 12.5kg kegs. 1.2m outlet hose and quick release female connector.

High Pressure

0225
GR.H12.L

Low Pressure

0225
GR.BFILL.L

For filling grease guns with bulk grease, up to NGLI2. Fits directly onto 12.5kg kegs. Fills grease guns fast. Enables you to buy grease in bulk, saving money.

Grease Gun Filler Pump

0225
GR.GGFILL.L

Mobile Grease Dispensers

50:1 ratio air operated grease pump. 4 wheeled trolley.
4m of 1/4" bore delivery hose.
Grease gun complete with straight swivel. GR.AM12.5C fits 12.5kg grease keg.
280mm diameter drum cover.
265mm diameter follower plate.
GR.AM50C fits 50kg grease keg.
385mm diameter drum cover.
370mm diameter follower plate.



0225	To Suit
GR.AM12.5C	12.5kg Keg
GR.AM50C	50kg Keg

Grease Control Gun & Accessories

For use with air operated grease pumps. Inlet connection 1/4" BSPF straight swivel. Supplied complete with rigid spout and flexible outlet hos with 4 jaw connection.
Option Z swivel.
Spare straight swivel available.

Grease Gun

0225
GR.AGUNC

1/4" Z Swivel

0225
GR.ASWIVC

1/4" Straight Swivel

0225
GR.ASWIVS

High Volume Side Lever Grease Gun

Designed for ease of use with min effort that any gun can offer. Delivers 1.1/2 times more grease than most grease guns and generates pressure up to 10,000 psi (690 bar). Machined to precision tolerances (die cast head, 1.2mm barrel). Accepts either 400cc cartridges or 500cc bulk fill. Supplied with rigid spout 4 jaw connector and bulk filling loade .

0225
GR.G3HV

High Volume Pistol Grip Grease Gun

Industrial pistol grip/one handed grease gun. Used for greasing in confined spaces/restricted access. Unique variable stroke feature allows increased pressure from short strokes and high volumes from full strokes (7500 psi 517 bar). Machined to precision tolerances (die cast head, 1.2mm barrel). Accepts either 400cc cartridges or 500cc bulk fill.
Supplied with 225mm flexible spout and 4 jaw connecto .
Fitted with unique bulk filling loade ,
doubles as an air bleed.

0225
GR.G6HV

Grease Fitting Unblocker

Opens clogged grease fittings/loosens hardened grease joints. Maintains and protects bearings, control arms, joints, king pins etc. Tap with a hammer to force light viscosity oil through the tool into the coupler and finall , into the grease joint - breaking up and removing dirt and debris. Built in hand guard for added safety. Flexible hose attachment reaches fittings in difficult areas. Comes with a greas coupler for connection onto the grease fitting and 2 spare piston|seal for replacing as they wear out.

0225
GR.FU

Portable Greasing System

Ideal for heavy plant and site use. Foot operated. Suitable for grease up to and including NLGI 2. Foot operated by pressing on the spring loaded system. Hose is then charged with grease ready for dispensing. A single charge dispenses 30 shots of grease. Super dispensing gun has high pressure and high volume settings. High pressure 0.45gm per shot, high volume 1.25gms per shot. High pressure feature is useful to open blocked grease fittings. Comes with drum cover (dia 216mm) rubber lined follower plate, 1.5m hose and 5kg plastic grease bucket/drum.

0225
GR.PGS

Grease Nipples, Stainless Steel

45° Angle, Male Thread

0088	Thread
SSGN0245	1/8" BSPT
SSGN0245N	1/8" NPT
SSGN0445	1/4" BSPT
SSGNM645	M6 x 1
SSGNM845	M8 x 1
SSGNU0445	1/4" UNF

90° Angle, Male Thread

0088	Thread
SSGN0290	1/8" BSPT
SSGN0290N	1/8" NPT
SSGN0490	1/4" BSPT
SSGNM690	M6 x 1
SSGNM890	M8 x 1
SSGNU0490	1/4" UNF

Straight, Male Thread

0088	Thread
SSGN02	1/8" BSPT
SSGN02N	1/8" NPT
SSGN04	1/4" BSPT
SSGN04N	1/4" NPT
SSGNM6	M6 x 1
SSGNM8	M8 x 1
SSGNU04	1/4" UNF

Grease Nipple Covers

0225
PNR

Grease Nipples

80 piece assorted straight and angled grease nipples.
Imperial contains BSP/BSF/UNF.
Metric contains M6/M8/M10.

Box of Assorted Grease Nipples

0225	Thread
J9130/80	BSP/BSF/UNF
J9131/80	M6/M8/M10

For **Manual Grease System**
…see page **1647**

GREASING & LUBRICATION EQUIPMENT

Grease Nipples

Angled Male Thread, BSPT

0088	Angle	Thread
2017-3829	45°	1/8"
2017-3845	45°	1/4"
2017-3811	65°	1/8"
2017-3787	90°	1/8"
2017-3795	90°	1/4"

Angled Male Thread, Metric

0088	Angle	Thread
GNM645	45°	M6 x 1
GNM845	45°	M8 x 1
GNM690	90°	M6 x 1
GNM890	90°	M8 x 1

Angled Male Thread, NPT

0088	Angle	Thread
GN0245N	45°	1/8"
GN0445N	45°	1/4"
GN0290N	90°	1/8"
GN0490N	90°	1/4"

Angled Male Thread, UNF

0088	Angle	Thread
GNU0445	45°	1/4"
GNU0490	90°	1/4"

Straight Male Thread, BSPT

0088	Thread
2017-3738	1/8"
2017-3746	1/4"

Straight Male Thread, Metric

0088	Thread
GNM6	M6 x 1
GNM8	M8 x 1

Straight Male Thread, NPT

0088	Thread
GN02N	1/8"
GN04N	1/4"

Straight Male Thread, UNF

0088	Thread
GNU04	1/4"

16mm Double Hexagon Head (15mm A/F) Male Thread, BSPP

0088	Thread
2017-3860	1/8"
2017-3878	1/4"

16mm Double Hexagon Head (15mm A/F) Male Thread, NPT

0088	Thread
GNTH02N	1/8"
GNTH04N	1/4"

16mm Round Head Male Thread, BSPP

0088	Thread
2017-3886	1/8"
2017-3894	1/4"

For use with greasing units on hydraulic type nipples (DIN 71412). Precision fit jaws are hardened for extended life.

Maximum Working Pressure: 500 bar

Jaw Grease Connectors

0088	Length mm	Type
2017-3621	37	Valved
2017-3639	37	Unvalved

For use with greasing units on button and hexagon head grease nipples.

Maximum Working Pressure: 400 bar

Slide-on Connector

0088
2017-3647

For use with greasing units on button and hexagon head grease nipples.

Maximum Working Pressure: 400 bar

Hook-on Connector

0088
2017-3696

For use with greasing units on button and hexagon head grease nipples.

Maximum Working Pressure: 400 bar

Knuckle Jointed Slide-on Connector

0088
2017-3712

Adaptors

Straight, Male Connector

0382	Male Thread	Female Thread
SMF04U/02	1/4" UNF	1/8"
SMFM6/02	M6 x 1 Taper	1/8"
SMFM8/02	M8 x 1 Taper	1/8"



Battery Plate Adaptor, Brass, BSPP

0382	Female Thread	Tube OD mm
BPAM02-06-1	1/8"	6
BPAM02-06-2	1/8"	8



Anchor Block (One Way), Female Thread, BSPP

0382	Thread	Length mm	Width mm	Depth mm
ABS02-1	1/8"	30	15	15



Multi Point Anchor, Female Thread, BSPP

0382	Thread	Length mm	Ports
ABS02-2	1/8"	62	2
ABS02-4	1/8"	108	4
ABS02-6	1/8"	154	6

Lubrication Compression Fittings, Type LL

Suitable for oil and grease applications

Straights, Steel Zinc Plated

0382	OD mm	Thread
LU-1130	4	M6 x 1
LU-1140	4	M8 x 1
LU-1150	4	M10 x 1
LU-1160	4	1/8"
LU-1170	6	M6 x 1
LU-1180	6	M8 x 1
LU-1190	6	M10 x 1
LU-1200	6	1/8"
LU-1210	6	1/4"

stainless steel

Straights, 304 Stainless Steel

0382	OD mm	Thread
LU-1220SS	6	M6 x 1
LU-1230SS	6	M8 x 1
LU-1240SS	6	M10 x 1
LU-1250SS	6	1/8"

Elbows, Steel Zinc Plated

0382	OD mm	Thread
LU-1000	4	M6 x 1
LU-1010	4	M8 x 1
LU-1020	4	M10 x 1
LU-1030	4	1/8"
LU-1040	6	M6 x 1
LU-1050	6	M8 x 1
LU-1060	6	M10 x 1
LU-1070	6	1/8"
LU-1080	6	1/4"

Maximum Working Pressure: 100 bar

stainless steel

Elbows, 304 Stainless Steel

0382	OD mm	Thread
LU-1090SS	6	M6 x 1
LU-1100SS	6	M8 x 1
LU-1120SS	6	1/8"

Unions, Steel Zinc Plated

0382	OD mm
LU-1260	4
LU-1270	6

stainless steel



Unions, 304 Stainless Steel

0382	OD mm
LU-1290SS	6

Compression Nuts, Steel Zinc Plated

0382	OD mm
LU-1300	4
LU-1310	6

stainless steel

Compression Nuts, 304 Stainless Steel

0382	OD mm
LU-1340SS	6

Compression Rings, Steel Zinc Plated

0382	OD mm
LU-1320	4
LU-1330	6

GREASING & LUBRICATION EQUIPMENT

Lubrication Push-in Fittings

Material: Brass plated.
Suitable for use with oil and grease.

Straights

0382	OD mm	Thread
LU-1360	4	M6 x 1
LU-1370	4	M8 x 1
LU-1380	4	M10 x 1
LU-1390	4	1/8"
LU-1400	6	M6 x 1
LU-1410	6	M8 x 1
LU-1420	6	M10 x 1
LU-1430	6	1/8"

Maximum Working Pressure:
60 bar

Elbows

0382	OD mm	Thread
LU-1440	4	M6 x 1
LU-1450	4	M8 x 1
LU-1460	4	M10 x 1
LU-1470	4	1/8"
LU-1480	6	M6 x 1
LU-1490	6	M8 x 1
LU-1500	6	M10 x 1
LU-1510	6	1/8"

Unions

0382	OD mm
LU-1520	4
LU-1530	6

Swivel Unions, Metric

0382	OD mm	Thread
LU-1540	6	M6 x 1
LU-1550	6	M8 x 1
LU-1560	6	M10 x 1

Swivel Unions, BSPT

0382	OD mm	Thread
LU-1570	6	1/8"

Lubrication Adaptors

Material: Galvanised steel.
Suitable for use with oil and grease.

45° Male/Female Elbows, Metric

0382	Thread
LU-1580	M8 x 1
LU-1590	M10 x 1

45° Male/Female Elbows, BSPT

0382	Thread
LU-1600	1/8"

90° Male/Female Elbows, Metric

0382	Thread
LU-1610	M6 x 1
LU-1620	M8 x 1
LU-1630	M10 x 1

90° Male/Female Elbows, BSPT

0382	Thread
LU-1640	1/8"

Material: Brass.
Suitable for use with oil and grease.

Banjo Male/Female Elbows, Metric

0382	OD mm	Thread
LU-1650	4	M8 x 1
LU-1670	6	M6 x 1
LU-1680	6	M8 x 1
LU-1690	6	M10 x 1

Banjo Male/Female Elbows, BSPT

0382	OD mm	Thread
LU-1700	6	1/8"

High Pressure Hose & Accessories

Non-filled Reinforced Hose 600 to 840 Bar, 10 Metre Coil

0382	ID mm	OD mm
LU-1710	4	8.75
LU-1730	6.3	11.3

Grease Filled Reinforced Hose 600 to 840 Bar, 10 Metre Coil

0382	ID mm	OD mm
LU-1720	4	8.75

Straight Inserts, Steel Zinc Plated

0382	ID mm	OD mm
LU-1740	4	8.75
LU-1750	6	8.75

stainless steel

Straight Inserts, Stainless Steel

0382	ID mm	OD mm
LU-1760SS	6	8.75

90° Inserts, Steel Zinc Plated

0382	ID mm	OD mm
LU-1780	6	8.75
LU-1790	8	11.3

Ferrule, Zinc Plated

0382	OD mm
LU-1800	8.75
LU-1810	11.3

stainless steel

Ferrule, Stainless Steel

0382	OD mm
LU-1820SS	8.75
LU-1830SS	11.3

Lubrication & Pumping Equipment

Three inch air motor, provides more power to create better flow.

NXT Air Valve, designed to reduce icing in continuous use applications and uses less air than competitive pumps for better efficiency. Easy to repair or replace without tearing down internal pump components for less downtime.

Modular air valve, air inlet and exhaust locations are easy to configure with just four bolts for simple, hassle free installations.

Built-in thermal relief and inlet strainer, built-in thermal relief protects your equipment from thermal expansion without the need to buy and install an additional kit.

Inlet strainer (oil only) is built-in to protect pump from containments that can damage your pump.

Connections:

Air line 1/4" BSP

Fluid outlet 1/2" BSP

Inlet 1" BSP

900mm plastic down tube
(can be cut down as required).

LD Range Oil Pumps

0382	Ratio	LPM
24G581	3:1	9.8
24G593	5:1	7.6

Wall Mount Bracket

0382	To Suit
24F910	24G5 Series Pumps

Remote Grease Systems

Contents:

- 1 x 1/8" BSP 2 way block
- 2 x 1/8" BSP straight grease nipples
- 4 x 1/8" BSP x 6mm straights
- 2 x M8 x 1 straight compression fittings
- 30 metre of 6 x 3mm semi rigid black nylon tube

2 Point

0382
BAT03

Contents:

- 1 x 1/8" BSP 6 way block
- 6 x 1/8" BSP straight grease nipples
- 6 x M6 x 1 x 6mm straight compression fittings
- 6 x 1/8" BSP x 6mm straight compression fittings
- 30 metre of 6 x 3mm semi rigid black nylon tube

6 Point

0382
BAT06

Manual Grease System

Contents:

- 1 x 1 litre manual pump
- 1 x 4 way grease block
- 1 x 81-5261-1/4 x 6mm straight
- 8 x 1/8" BSP x 6mm fitting
- 30 metre coils of 6 x 3 semi rigid black nylon tube
- 6 x 1 way pipe clips

- Suitable for soft grease NLGI NO 000,00,0
- For use on small machinery, direct feed on to bearings
- 1.00cc delivery per stroke
- Max discharge pressure 150 bar

4 Point

0382
PROG12

GREASING & LUBRICATION EQUIPMENT

Grease Coupler & Bracket

- This quick disconnect grease coupler is designed for quick and convenient disengagement of the coupler from the grease/zerk fittings under pressure.

Maximum Working Pressure:
550 bar

Quick Disconnect Coupler

0088	Thread
ZHC203B	1/8"
Tech Sheet 60358	

- Simple snap-action clamp for safe storage of grease guns and suction guns.

Grease Gun Bracket

0225	To Suit
ZGGH01	Barrel Diameter 57mm
Tech Sheet 60380	

Hydraulic Swivel Adaptor

- Professional 360º hydraulic adaptor, three jaw, 1/8" BSPT thread and hex nut.

Maximum Working Pressure:
483 bar

360º Swivel

0088	Thread
ZHCSW3B	1/8"
Tech Sheet 60359	

Thread Gauge

Threads:
NPT: 1/8", 1/4", 3/8"
Metric: M6 x 1, M6 x 0.75, M8 x 1, M8 x 1.25, M10 x 1, M10 x 1.5
BSPT: 1/8", 1/4"
UNF/ANF: 1/4", 5/16", 3/8"
BSW: 1/4", 5/16", 1/2", 3/8"
BSF: 3/16", 1/4", 5/16"



To suit Grease Nipples

0382
ZTHT01
Tech Sheet 60361

Extra Long Grease Coupler

The coupler will not move thus allowing a hands free operation

- Suitable for battery, air and manual operated grease guns
- Slim line diameter 17mm
- Unique 6 point contact design
- Length: 80mm

Extra Long Quick Disconnect Coupler

0122	Thread BSPTF	Max Pressure PSI/Bar
ZHC21XL	1/8"	8000/550
Tech Sheet 71692		

alliedhygiene

For **Hand Wet Wipes**
…see page **1761**

Pressure Hoses

Working Temperature:
-40°C to +100°C

For use with Oil, 1/2" BSPP Male/Female x 1/2" ID 1 Wire Hose

0300	Max Pressure PSI	Length mm
1BMF0808-600	2320	600
1BMF0808-800	2320	800
1BMF0808-2000	2320	2000
1BMF0808-4000	2320	4000
1BMF0808-10000	2320	10000

For use with Grease, 1/4" BSPP Male/Female x 1/4" ID 2 Wire Hose

0300	Max Pressure PSI	Length mm
2BMF0404-600	5800	600
2BMF0404-1500	5800	1500
2BMF0404-4000	5800	4000
2BMF0404-10000	5800	10000

For use with Air & Water, 3/8" BSPP Male/Female x 3/8" ID Hose

0300	Max Pressure PSI	Length mm
AW-R6-600	1620	600
AW-R6-2000	1620	2000
AW-R6-4000	1620	4000
AW-R6-10000	1620	10000

Long Life Flexible Oil Lines

Working Temperature:
-40°C to +100°C

R1, 1/4" BSPP Female/ Female x 1/4" ID 1 Wire Hose

0300	Max Pressure PSI	Length mm
1BFF0404-600	3260	600
1BFF0404-750	3260	750
1BFF0404-1000	3260	10000

Working Temperature:
-40°C to +90°C

Thermoplastic, 1/4" BSPP Female/ Female x 1/4" ID 1 Wire Hose

0300	Max Pressure PSI	Length mm
7BFF0404-600	2755	600
7BFF0404-750	2755	750
7BFF0404-1000	2755	10000

Workshop Manual Pressure Test Pump

Designed for pressure testing hoses, pipework radiators and boilers etc. Can use with water or oil for testing. Comes with a gauge to monitor the pressure in the line. Fills the line you are testing with fluid from the reservoir. Comes complete with 2m delivery hose. 1/2" BSPM connector.

- Brass pump with anodised aluminium piston
- Housed in a 5 litre capacity steel reservoir
- Delivery per stroke: 12cc



Maximum Working Pressure:
209psi (20 bar).

0225
PTP

QUICK, CLEAN AND SAFE OIL CHANGES

DRAINTECHNOLOGY Femco® Est. 1983
AUTHORISED DEALER

WHAT ARE THE ADVANTAGES OF THE FEMCO DRAINAGE SYSTEMS?

- The Femco oil drain plug reduces downtime
- You can drain oil at engine temperature, safely
- You can drain oil in an environmentally friendly way, because oil spillages are prevented
- Oil is contained from sump to container
- Eliminates the risk of stripped threads
- Tool-less oil changing; all you need is the drain hose

HOW DOES THE FEMCO OIL DRAIN PLUG WORK?

1) Remove the dust cover from the drain plug
2) Screw the Femco drain connector with hose onto the drainage system
3) The fluids are captured and flow straight to the container

WHICH OIL DRAIN PLUG SUITS MY APPLICATION THE BEST?

Femco produces a lot of oil drain plugs and they are all specialised for different applications.

- The Standard oil drain plug is installed when there is enough space available
- The Compact oil drain plug is used where space is restricted
- The Click Drain is used for a large number of vehicles
- The XL oil drain plug is used to drain a large amount of oil
- The Quick Drain is used for stationary machinery

WHERE CAN I FIND AN OIL DRAIN PLUG IN THE RIGHT SIZE?

Femco has a product range covering over 500 thread types and sizes. We can also make custom thread sizes. Please call us; we can help you to find the right size.

WHAT ARE THE DRAIN PLUGS MADE FROM?

All our oil drain plugs are made from solid brass.

CAN I USE A FEMCO OIL DRAIN PLUG IN COMBINATION WITH AN OIL EXTRACTOR PUMP?

All Femco oil drainage systems can be connected with an oil extractor pump.

CAN I PERFORM AN OIL CHANGE WHILE THE OIL IS STILL HOT?

All Femco oil drain plugs are produced from solid brass and can be used to drain oil at engine temperature.

IS IT POSSIBLE TO DRAIN FLUIDS OTHER THAN OIL?

The Femco oil drain plugs can be used to drain all kinds of fluid such as engine oil, coolant, gearbox oil and hydraulic oil.

WHAT HAPPENS IF I GET WATER IN MY FUEL TANK?

Femco drain plugs are ideal for draining condensation from fuel tanks.

HOW DO I PERFORM AN OIL CHECK?

Femco has produced various sampling nipples to make it easy to check the viscosity of the oil.

HOW CAN I CHANGE THE OIL IN A DIFFICULT-TO-REACH PLACE?

Femco can provide you with angled and extended drain connectors or special adaptors to drain oil even in the tightest spaces.

CAN A FEMCO OIL DRAIN PLUG BE FITTED WITH A MAGNET?

All Femco oil drain plugs can be provided with a magnet, which can be inspected after draining the oil.

WHO DOES FEMCO ALREADY SUPPLY?

Femco already supplies their drainage systems to companies like:

- Emirates
- MANN
- Hitachi
- Air China
- JCB
- VDL
- Daimler
- Kobelco
- Bell Equipment
- Alfagomma

QUICK OIL DRAIN PLUGS

Standard Drain Plugs

The Standard Drain – the original Femco® oil drain plug – was introduced in 1983 to change oil in a quick, clean and environmentally friendly way. The Standard Drain is manufactured out of 100% brass, which makes it easy to change hot oil. Additionally, the oil drain plugs are fitted with a dust cover and a double O-Ring, which protect the plug and ensure a reliable performance.

Application: Engine oil, hydraulic oil, gearbox oil, coolant, lubricating oil
Material: Brass outside and inside, stainless steel spring
Valve: Brass with Viton O-Ring/valve
Dust Cap: Brass, thread size LB: M26 x 1.5/SB: 22 x 1.5
Dust Cap Seal: NBR O-Ring
Body Seal: Viton O-Ring

Working Temperature: -20°C to +200°C

NPT

0710	Thread
6060020141	1/4"
6060020142	3/8"
6060020143	1/2"
6060020140	3/4"
6060020145	1"
Tech Sheet 68080	

UNF

0710	Thread
6080020109	1/2"-20
6080020113	3/4"-16
6080020115	7/8"-14
6080020119	7/8"-20
6080020120	1"-12
Tech Sheet 68080	

Metric

0710	Thread
6090020030	M12 x 1.5
6090020033	M14 x 1.5
6090020036	M16 x 1.5
6090020038	M18 x 1.5
6090020040	M20 x 1.5
6090020046	M22 x 1.5
6090020053	M24 x 1.5
Tech Sheet 68080	

BSPP

0710	Thread
6070020130	1/4"
6070020131	3/8"
6070020132	1/2"
6070020134	3/4"
6070020141	1"
Tech Sheet 68080	

Installing FEMCO® Drain Plugs (Standard and Compact)

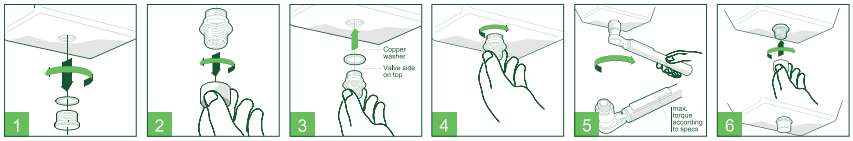

Standard Drain Accessories

Straight Drainer, with Hose

0710	Thread	To Suit Hose ID mm	Length mm
650103	M26 x 1.5	18	250
Tech Sheet 68080			

90° Drainer, with Hose

0710	Thread	To Suit Hose ID mm	Length mm
650108	M26 x 1.5	18	250
Tech Sheet 68080			

Dust Cap & Chain

0710	Thread
650113	M26 x 1.5
Tech Sheet 68080	

45° Drainer, with Hose

0710	Thread	To Suit Hose ID mm	Length mm
650121	M26 x 1.5	18	250
Tech Sheet 68080			

FT PRO®

For **Hydraulic Oils** ...see page **283**

QUICK OIL DRAIN PLUGS

Compact Drain Plugs

The Compact Drain is the smallest Femco® oil drain plug, and is the perfect choice for oil changes in tight spaces. The Compact plug only extends 12 millimetres from the sump, and is often used in vehicles with a low ground clearance such as cars, buses and motorcycles. You can install the compact plug on any vehicle without worrying about the available space.

Application: Engine oil, hydraulic oil, gearbox oil, coolant, lubricating oil
Material: Brass outside and inside, stainless steel spring
Valve: Brass with Viton O-Ring/valve
Dust Cap: Brass, thread size LB: M24 x 1,5/SB: 20 x 1.5
Dust Cap Seal: NBR O-Ring
Body Seal: Viton O-Ring

Working Temperature:
-20°C to +200°C

NPT

0710	Thread
7060020406	1/4"
7060020407	3/8"
7060020408	1/2"
7090020411	3/4"
7060020413	1"
Tech Sheet 68080	

UNF

0710	Thread
7080020354	1/2"-20
7080020360	7/8"-14
7080020363	7/8"-18
7080020378	11/8"-12
7080020372	5/16"-12
Tech Sheet 68080	

Metric

0710	Thread
7090020178	M12 x 1.5
7090020181	M14 x 1.5
7090020184	M16 x 1.5
7090020186	M18 x 1.5
7090020189	M20 x 1.5
7090020195	M22 x 1.5
7090020203	M24 x 1.5
Tech Sheet 68080	

BSPP

0710	Thread
7070020395	1/4"
7070020397	3/8"
7070020398	1/2"
7070020399	3/4"
7070020401	1"
Tech Sheet 68080	

Installing FEMCO® Drain Plugs (Standard and Compact)

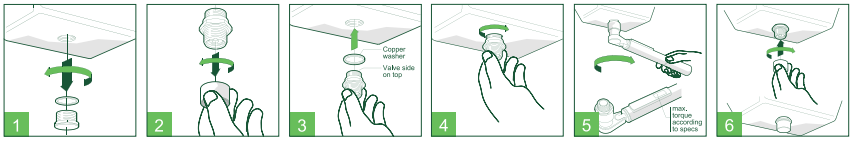

Compact Drain Accessories

Straight Drainer, with Hose

0710	Thread	To Suit Hose ID mm	Length mm
750005	M24 x 1.5	18	250
Tech Sheet 68080			

45° Drainer, with Hose

0710	Thread	To Suit Hose ID mm	Length mm
750013	M24 x 1.5	18	250
Tech Sheet 68080			

90° Drainer, with Hose

0710	Thread	To Suit Hose ID mm	Length mm
750010	M24 x 1.5	18	250
Tech Sheet 68080			

Dust Cap

0710	Thread
750028	M24 x 1.5
Tech Sheet 68080	

QUICK OIL DRAIN PLUGS

Click Drain Plugs

The Click Drain enables you to perform quick, clean and environmentally friendly oil changes. The Click Drain is manufactured out of solid brass. This material is heat resistant, ensuring you can safely change hot fluids such as engine oil. You can use the oil drain valve without using any specialist tools. In addition to this, it is easy to take oil samples using the Click Drain. The Click Drain oil drain valve also incorporates a locking system to ensure an effective seal, creating a clean working environment.

Click Drain plugs make oil changes on your vehicles and machines quick and easy. This oil drain system consists of a plug and a clicker. When it is time for an oil change, you simply click the clicker onto the plug to start draining the oil. The Click Drain plug is often used in combination with the Femco® oil extractor pump, and is the ideal solution for small maintenance tasks on fleets of vehicles

Applications: engine oil, hydraulic oil, gearbox oil, coolant, lubricating oil
Material: brass outside and inside, stainless steel spring
Valve: Brass with viton O-Ring/valve
Dust Cap: brass, thread size LB: M26 x 1.5/SB: 22 x 1.5
Dust Cap Seal: NBR O-Ring
Body Seal: Viton O-Ring

Advantages of the Quick Drain oil drain valve:

- Reduction of downtime
- Easy operation
- Clean oil changes
- Change hot oil safely
- No tools required
- Easy way to sample oil

Working Temperature:
-20°C to +200°C

NPT

0710	Thread
8060020511	1/4"
8060020512	3/8"
8060020513	1/2"
8060020514	3/4"
8060020516	1"
Tech Sheet 68080	

BSPP

0710	Thread
8080020501	3/8"
8080020502	1/2"
8080020504	3/4"
8080020505	3/4" (Extended thread length)
8080020506	1"
Tech Sheet 68080	

UNF

0710	Thread
8080020482	3/4"-16
8080020483	7/8"-14
8080020486	7/8"-18
8080020487	7/8"-20
8080020489	1"-14
8080020492	1.1/2"-12
Tech Sheet 68080	

Metric

0710	Thread
8090020420	M12 x 1.5
8090020423	M14 x 1.5
8090020425	M16 x 1.25
8090020428	M18 x 1.5
8090020430	M20 x 1.5
8090020436	M22 x 1.5
8090020443	M24 x 1.5
Tech Sheet 68080	

Installing FEMCO® Drain Plugs (Click Drain)

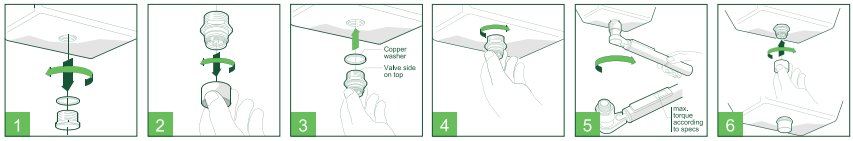

Click Drain Accessories

Drain Connector, Solo Click, BSPP

0710	Thread
851000	1/2"
Tech Sheet 68080	

Drain Connectors, Double Click, BSPP

0710	Thread
851017	1/2"
851013	3/4"
851019	1"
Tech Sheet 68080	

TANK LEVEL GAUGES

FT PRO new product

Tank Gauge - Ideal For Domestic Tanks

- Reads the oil level and sends the reading to an indoor receiver
- Suitable with diesel, HVO, kerosene, oil, biodiesel, water, antifreeze and Adblue®
- Fits plastic tanks up to 3 metres deep. Easy to retrofit
- The transmitter needs a 20mm or 32mm hole on top of the tank
- No power required at the gauge, has a long-life lithium battery
- Comes with an electronic receiver that plugs into a 230V socket
- Receiver can be up to 200 metres away from the tank
- Tank level is displayed in ten graduations

Adblue®

0225	Length Metres
APOL.1	3

Tank Gauge - Float

- Suitable for diesel, heating oil, lube oils or water, antifreeze and biodiesel up to B100.
- Gauge provides a simple, rough indication of tank contents
- Shows EMPTY 1/4, 1/2, 3/4 or FULL
- Mounts directly into the top of tank
- Accuracy +/- 5%
- Now suitable with HVO.

0225	Thread	Length Metres
FG4E	1.1/2"	1.2
FG6E	1.1/2"	1.8

Tank Gauge - Remote Reading

- Simple hydrostatic tank contents gauge
- Suitable with diesel, biodiesel, HVO, oils, water and Adblue®
- UNITOP suits tanks from 0.9 metre to 3.2 metre high
- Probe has 1/2" BSP male tank fitting
- Readout can be sited up to 20 metres away from the tank
- Shows percentage of full tank contents
- Calibrate on site to suit tank
- Pull the plunger and release to show tank contents

Adblue®

0225	Description
UNITOP	Rectangular/Cylinder Tanks

Tank Gauge - Float

- Commonly used on oil and fuel drums, the float has a polyethylene construction which allows it to be used with a wide range of liquids including water, coolants etc.
- Face of indicator is fitted with a display marked from 0 to 210 litres. Reversing the display gives graduations from 0 to 55 gallons.
- Note that this is not a precise measuring device. The gauge is only to give an approximate level of liquid in the drum to know when to arrange a new drum.

1 YEAR WARRANTY

Drum Level Indicator

0122	Thread
ZDLI34N	3/4"
	Tech Sheet 71696

Funnels & Measures

Plastic Funnel

0225	Capacity Litres
ZFNL8	1.75
ZFNL9B	3

Flexible Spout Measure

0225	Capacity Litres
ZFSM1	1
ZFSM5	5

Fluid Drain Pans

Capacity: 17 Litres
Approx. Diameter: 460mm
Height: 150mm

Redashe

Oil/Fluid Drain Pan, 17 Litre

0261
DRP03
Tech Sheet 1144

Oil Drain Pans

Oil Drain Pans

0225	Capacity Litres
OPAN6	6
OPAN14	14

Features:

- High density polyethylene construction
- Closed design for safe and spill free disposal
- Large 8'' (200mm) opening with catch all basket to hold small parts and filters.
- Integrated handle for easy carrying and handling
- Stores upright or flat without any leakage
- Complete with wheels for slosh and spill free mobility
- Recommended to be used with oil and antifreeze
- Approx. size (457mm x 406mm x 127mm)

1 YEAR WARRANTY

High Density Polyethylene Oil Drain Pan

0122	Capacity Litres
ZODP15	14
Tech Sheet 71694	

WORKSHOP FLUID TRANSFER

Chemical Pressure Sprayer

- Brake cleaner and chemical pressure sprayer.

0225	Capacity Millilitres
J0002	1000

Garage Funnel

- 12" (260 x 170) HDPE with universal filter box.

Garage Funnel Complete with Filter

0225
J8055/12SE

UK Type Funnels

- HDPE Anti-Spill Funnel with filter and flexispout.

Complete with Strainer

0225	Size
J8055/6	6"
J8055/9	9"

- HDPE Flexispout oil measures

Complete with Measure & Flexible Spout

0225	Capacity Litres
J8057/1N	1
J8057/2N	2
J8057/3N	3
J8057/5N	5

4 Piece Plastic Funnel Set

- Capacity: 430ml (15oz), 245ml (8.5oz), 120ml (4.2oz) and 40ml (1.4oz)
- Diameter: 125mm (5''), 100mm (4''), 75mm (3'') and 50mm (2'')
- High rim works as an effective splash guard
- Recommended use: Diesel, Gasoline, Kerosene, Urea, Oils, Antifreeze and other water based media
- Do not use with: Acids and other media at temperatures above 60°C (140°F)

Redashe

1 YEAR WARRANTY

0122
ZFNL4ST
Tech Sheet 71688

R Grip

- Single coil "R" grips with bright zinc plate finish.

Pack of 100

0225	Bore Size mm
J0787	2
J1181	3
J1373	3.5
J1574	4
J1968	5
J2362	6

Linch Pins

- Linch pins with 3.5mm wire dia O-Ring.
- Bright zinc plate and gold passivate finish.

Linch Pins, Pack of 100

0225	Bore Size mm
J0250	6
J0312	8
J0437	11

- Safety linch pin with
- O-Ring 54mm usable length.

Safety Linch Pins, Pack of 100

0225	Bore Size mm
J7502	9

Heavy-duty, Brass Water Guns

- Inlet connection: 1/2" BSPP
- Automatic shut-off
- Adjustable spray pattern
- Rubber insulated body and handle
- Scuff resistant
- Trigger lock

Note: not suitable for use with steam.

Maximum Working Temperature:
+50°C

Maximum Working Pressure
25 bar

BSPP Inlet, Brass

1369	Thread	Colour
WASH-GUN	1/2"	Blue
REDWASH-GUN	1/2"	Red

Heavy-duty, Stainless Steel Hygienic Water Guns

- Colour coded for use in hygienic zone systems
- Inlet connection: 1/2" BSPP
- Automatic shut-off
- Adjustable spray pattern
- Non-marking rubber insulated body and handle
- Trigger lock

Maximum Working Temperature:
+90°C (intermittent use)

Maximum Working Pressure
25 bar

BSPP Inlet, Stainless Steel

1369	Thread	Colour
HYGWASH-GUN	1/2"	White
HYGWASH-GUNR	1/2"	Red
HYGWASH-GUNG	1/2"	Green

WASHDOWN & CLEANING PRODUCTS

Water Guns

Water Gun

1369	Inlet BSPP
WG02	1/2"

- Blue available to order

Stainless Steel Water Gun

1369	Colour	Female Inlet BSP	Flow Rate
XGNSS	White	1/2"	25
XGNSSR	Red	1/2"	25

WASHDOWN & CLEANING PRODUCTS

High Pressure Water Quick Release Coupling & Plug

Interchangeable with:
Nito High Pressure Water Coupling
40 Series water coupling

Maximum Working Pressure:
210 bar

Female Coupling, BSPP

1369	Thread
PWQRC-38	3/8"

Female Plug, BSPP

1369	Thread
PWQRP-38	3/8"

Couplings to suit A Series Nozzles

1/4" BSPP Female Quick Release Coupling

1369
CDC-14F-14M-B

1/4" BSPP Male Quick Release Coupling

1369
CDC-14M-14M-B

Coupling & Adaptor

1/4" Brass Bayonet, Female

1369
CDAX

WATER GUN

NiTO Ergo Water Gun

Hot-water gun with an elegant design with focus on ergonomics, quality and functionality. The shape ensures a thermal protection of the handle. The trigger is protected against unintentional activation for safety, and can be locked for prolonged use. Infinitely variable flow regulatio optimises the water quantity, whatever the task. Made of impact-resistant composite material with a high resistance to chemicals.

Maximum Working Temperature: +40°C

Maximum Working Pressure: 6 bar

1068	Coupling Size
40525A3	1/2"
40500A3	3/4"

NiTO II Industry Water Gun

Maximum Working Temperature: +90°C

Maximum Working Pressure: 25 bar

BSPP

1068	Thread
30550A3	3/4"

NiTO II Spray Nozzles

For 15mm & 20mm Hose

1068	Nozzle
20000A4	1/2"

3/4" Female Thread

1068	Nozzle
20300A9	3/4"

NiTO I Water Gun

Maximum Working Temperature: +40°C

Maximum Working Pressure: 6 bar

With On/Off & Linear Flow Control

1068	Thread
53800A1	1/2"
63820A1	3/4"

NiTO Safety Couplings

Note: 6151SA8 suitable for NiTO II industry water gun.

1068	ID
6151SA8	1/2"
6150SA8	3/4"

NiTO Safety Plugs

Note: 61640A8 suitable for NiTO II industry water gun.

1068	ID
61640A8	1/2"
61650A3	3/4"

NiTO O-Rings for High Pressure Couplings

1068	Description
1107A8	Viton 20 Shore
1108A8	Viton 17 Shore

NiTO High Pressure Water Couplings

Maximum Working Temperature: +100°C

Maximum Working Pressure: 250 bar

Material: Brass and chromium plated

- Coupling set suitable for KEW high pressure cleaners

Complete Coupling, Female, BSPP

1068	Thread
65506B3	3/8"
Tech Sheet 20361	

Female, BSPP

1068	Thread
65500B3	3/8"
Tech Sheet 20361	

Male, BSPP

1068	Thread
6550NB3	M22 x 1.5
Tech Sheet 20361	

NiTO High Pressure Water Plugs

Maximum Working Temperature: +100°C

Maximum Working Pressure: 250 bar

Material: Brass and chromium plated

Female Metric & BSPP

1068	Thread
65610B9	3/8"
65632B9	M22 x 1.5

NITO Original Water Couplings

Wide range of couplings that solve all thread and hose combination.

NITO SAFETY
5 year warranty

WATER | MAX 25 BAR | -30 / +80 °C

NITO
THE STRONGEST CONNECTION

1/2" SYSTEM

Working Temperature: -30°C to +80°C

Maximum Working Pressure: 25 bar

Material: Brass nickel plating

Seal: Nitrile

Couplings

Male, BSPP

1068	Thread	Operation
5350NA3	1/2"	No Valve
5353NA3	1/2"	Valved
5352NA3	3/4"	No Valve

Female, Metric & BSPP

1068	Thread	Operation
53500A3	1/2"	No Valve
53520A3	3/4"	No Valve
53530A3	3/4"	Valved
5353GA3	M22 x 1	Valved

Hose Tail

1068	To Suit Hose ID	Operation
5349SA3	3/8"	No Valve
5350SA3	1/2"	No Valve
5351SA3	3/4"	No Valve
5353SA3	1/2"	Valved
5354SA3	3/4"	Valved

Plugs

Male, Metric & BSPP

1068	Thread
5364BA3	3/8"
53640A3	1/2"
5364AA3	3/4"

Female, Metric & BSPP

1068	Thread
53610A3	1/2"
5361AA3	3/4"
53620A3	M22 x 1

Hose Tail

1068	ID	ID mm
5360DA3	1/4"	6
5360BA3	3/8"	8
53600A3	1/2"	13
5360CA3	5/8"	16

Equal

1068
53650A3

Double Hose Tail

1068	ID
5360AA3	1/2" & 3/4"

To suit Water Gun, BSPP

1068	Thread
53611A3	1/2"

Adaptors

Reducing Bush

1068	Male Thread	Female Thread
53690A3	1/2"	3/4"
63690A3	3/4"	1"
53700A3	1/2"	M22 x 1

Reducing Bush

1068	Male Thread	Female Thread
5371AA3	3/4"	1/2"

Reducing Bush

1068	Male Thread	Female Thread
5349BA8	1/2"	3/8"
53490A8	3/4"	1/2"

Hose Union

BSPP

1068	Thread	To Suit Hose ID
53670A3	1/2"	1/2"

Adjustable Nozzle

1068	ID
53750A3	1/2"

1/2" SYSTEM

Working Temperature: -30°C to +80°C
Maximum Working Pressure: 25 bar
Material: Brass nickel plating
Seal: Nitrile

Hose Union Washer

1068
1-290A8

NiTO O-Rings

1068
53470A8

NiTO Washers

1068	Description
53440A8	1/2"

3/4" SYSTEM

Working Temperature: -30°C to +80°C
Maximum Working Pressure: 25 bar
Material: Brass nickel plating
Seal: Nitrile

Couplings

Female, BSPP

1068	Thread	Operation
63500A3	3/4"	No Valve
63530A3	3/4"	Valved

Hose Tail

1068	To Suit Hose ID	Operation
6353SA3	3/4"	Valved
6350SA3	3/4"	No Valve

Hose Union

1068	To Suit Hose ID	ID
6367AA3	3/4"	1/2"
63670A3	3/4"	3/4"

Adjustable Nozzle

1068	ID
63750A3	3/4"

Plugs

Male, BSPP

1068	Thread
6364AA3	1/2"
63640A3	3/4"

Female, BSPP

1068	Thread
6361AA3	1/2"
63610A3	3/4"

Hose Tail

1068	To Suit Hose ID	To Suit Hose ID mm
6360BA3	1/2"	13
63600A3	3/4"	16

Double Hose Tail

1068	To Suit Hose ID
6360AA3	1" & 3/4"

NiTO O-Rings

1068
63470A8

NiTO Washers

1068
63440A8

Redashe

For **Hose Reels** see pages **1456-1462**

1" SYSTEM

Working Temperature: -30°C to +80°C

Maximum Working Pressure: 25 bar

Material: Brass nickel plating

Seal: Nitrile

Couplings

Female, BSPP

1068	Thread	Operation
73500A3	1"	No Valve
73530A3	1"	Valved

Plugs

Male, BSPP

1068	Thread
73640A3	1"

Female, BSPP

1068	Thread
73610A3	1"

Hose Tail

1068	To Suit Hose ID
7360BA3	3/4"
73600A3	1"

CLICK™ SYSTEM

Working Temperature: -30°C to +80°C

Maximum Working Pressure: 25 bar

- Click™ coupling system for the professional market - compatible with the most popular plastic couplings
- The same high quality as the original NiTO couplings
- 5 year function guarantee
- Complete programme for the trade and industry, house and garden

Couplings

Male, BSPP

1068	Thread
5950NA3	1/2"

Hose Tail

1068	To Suit Hose ID
5949SA3	3/8"
5950SA3	1/2"
5951SA3	3/4"

Female, BSPP

1068	Thread
5952GA3	1/2"

Hose Tail with Valve

1068	To Suit Hose ID
5953SA3	1/2"

Plugs

Male, BSPP

1068	Thread
59640A3	1/2"

Female, BSPP

1068	Thread
5961GA3	1/2"

Hose Tail

1068	To Suit Hose ID
59600A3	1/2"

Double Hose Tail

1068	To Suit Hose ID
5960AA3	1/2" & 3/4"

STAINLESS STEEL

NiTO Original Stainless Steel Quick Release Couplings

stainless steel

Coupler to Female, BSPP

1068	Thread	Coupling Size
54500A3	1/2″	1/2″
54520A3	3/4″	1/2″
64500A3	3/4″	3/4″

stainless steel

Coupler to Hose Tail

1068	To Suit Hose ID	Coupling Size
5450SA3	1/2″	1/2″
6450SA3	3/4″	3/4″

stainless steel

Valve Couplers to Female, BSPP

1068	To Suit Hose ID	Coupling Size
54530A3	3/4″	1/2″ with Valve
64530A3	3/4″	3/4″ with Valve

stainless steel

Valve Couplers to Hose Tail

1068	To Suit Hose ID	Coupling Size
5453SA3	1/2″	1/2″ with Stop Valve
6453SA3	3/4″	3/4″ with Stop Valve

stainless steel

Nipple Couplers to Female, BSPP

1068	Thread	Coupling Size
54610A3	1/2″	1/2″
5461AA3	3/4″	1/2″
64610A3	3/4″	3/4″

stainless steel

Nipple Couplers to Male, BSPP

1068	Thread	Coupling Size
54611A3	1/2″	1/2″
64611A3	3/4″	3/4″

stainless steel

Nipple Coupler to Double Hose Tail

1068	To Suit Hose ID	Coupling Size
5460AA3	1/2″ & 3/4″	1/2″

stainless steel

Nipple Couplers to Hose Tail

1068	To Suit Hose ID	Coupling Size
54600A3	1/2″	1/2″
64600A3	3/4″	3/4″

stainless steel

Male to Hose Tail, BSPP

1068	Thread	To Suit Hose ID
64670A3	3/4″	3/4″

FT PRO



For **Food Certified Reinforced PVC Braided Hose** see page **1406**

WASH DOWN EQUIPMENT

Pressure Washer Lances

- Inlet connection: 3/8" BSPP
- Maximum flow: 25 L/min
- 15° spray pattern nozzle

Maximum Working Temperature: +150°C

Maximum Working Pressure: 280 bar

Hand grip options: moulded or vented.
Lance style options: straight or 15° bend.
Length options: 430-900mm.

Short Straight, Moulded Grip

Straight, Moulded Grip

15° Moulded Grip

Straight, Vented Grip

15° Vented Grip

Straight Moulded Grip

1369	Thread	Length mm	Max Pressure Bar
PRESSURE-LANCESH	3/8"	430	250
PRESSURE-LANCE	3/8"	900	280

15° Moulded Grip

1369	Thread	Length mm	Max Pressure Bar
PRESSURE-LANCE15	3/8"	900	280

Straight, Vented Grip

1369	Thread	Length mm	Max Pressure Bar
PRESSURE-L500V	3/8"	500	280
PRESSURE-L635V	3/8"	635	280
PRESSURE-L760V	3/8"	760	280
PRESSURE-L900V	3/8"	900	280

15° Vented Grip

1369	Thread	Length mm	Max Pressure Bar
PRESSURE-L15500V	3/8"	500	280
PRESSURE-L15635V	3/8"	635	280
PRESSURE-L15760V	3/8"	760	280
PRESSURE-L15900V	3/8"	900	280



Adjustable

- Inlet connection: 3/8" BSPP
- Maximum flow: 40 L/min
- Solid moulded or vented hand grips
- Nozzle holder and protector
- 15° spray pattern nozzle
- 900mm lance length
- Adjustable high/low pressure nozzle
- Extra hand grip allows the user more control of the spray

Maximum Working Temperature: +150°C

Maximum Working Pressure: 280 bar

Solid Moulded Hand Grip

Vented Moulded Hand Grip

Solid Moulded Hand Grip, BSPP

1369	Thread	Length mm
CD-2502	3/8"	900

Vented Moulded Hand Grip, BSPP

1369	Thread	Length mm
CD-2501	3/8"	900

Pressure Washer Trigger & Lance Assemblies

Maximum Working Temperature: +150°C

Flow: 40 L/min

High Flow, Short Lance, BSPP

1369	Thread	Length mm	Max Pressure Bar
PWLA1	3/8"	400	310

Flow: 40 L/min

High Flow, Long Lance, BSPP

1369	Thread	Length mm	Max Pressure Bar
PWLA2	3/8"	900	250

Flow: 25 L/min

Low Flow, Twin Lance with Top Control, BSPP

1369	Thread	Length mm	Max Pressure Bar
PWLA3	3/8"	1060	280

Flow: 30 L/min

High Flow, Twin Lance with Top Control, BSPP

1369	Thread	Length mm	Max Pressure Bar
PWLA4	3/8"	1060	310

Flow: 25 L/min

Low Flow, Twin Lance with Handle, BSPP

1369	Thread	Length mm	Max Pressure Bar
PWLA5	3/8"	1060	280

Flow: 40 L/min

High Flow, Twin Lance with Handle, BSPP

1369	Thread	Length mm	Max Pressure Bar
PWLA6	3/8"	1060	345

Flow: 25 L/min

stainless steel

Low Flow, Twin Stainless Steel Lance with Top Control, BSPP

1369	Thread	Max Pressure Bar
PWLA7	3/8"	280

Flow: 40 L/min

stainless steel

High Flow, Twin Stainless Steel Lance with Handle, BSPP

1369	Thread	Max Pressure Bar
PWLA8	3/8"	250

Flow: 25 L/min

stainless steel

Low Flow, Twin Stainless Steel Lance with Handle, BSPP

1369	Thread	Max Pressure Bar
PWLA9	3/8"	280

Flow: 40 L/min

stainless steel

High Flow, Twin Stainless Steel Lance, with Top Control, BSPP

1369	Thread	Max Pressure Bar
PWLA10	3/8"	250

Wash Down Lance & Trigger

Our high pressure water assembly has a 900mm zinc plated straight lance, single moulded hand grip, nozzle holder and protector.

Maximum Flow: 40

Maximum Working Temperature: +150°C

Maximum Working Pressure: 310 bar

High Pressure, High Flow, Long Lance, BSPP

1369	Thread	Length mm	Max Pressure Bar
1002-0038	3/8"	900	310

Please note: Nozzles not included. See page 1674 for nozzles.

Pressure Lance Configurator

PWAA-14F

PWAA-14M

See page 1673

PWAB-14M

21-051

21-049

PWAB-14F

PWAB-22MM

PWAB-22FF

See page 1673

CDQ1500

CDQ1900

CDQ1600

CDQ2100

ST7

ST900

SW-ST4

SW-ST6

See page 1670

CDE

See page 1675

BC-13

BA-16

BD-20

CDBB-20

BMG-20

CDBJ-20

CDBU-42

CDBV-42

See page 1671

CDAZ

See page 1675

See page 1675

See page 1672

See page 1675





See page 1672

See pages 1659 & 1674

See pages 1673-1674

WASH DOWN EQUIPMENT

Pressure Wash Lance Triggers

Maximum Working Temperature: +150°C

Maximum Working Pressure: 280 bar

BSPP, 25 L/min

1369	Inlet Thread	Outlet Thread
ST900	3/8"	1/4"

Maximum Working Temperature: +150°C

Maximum Working Pressure: 280 bar

BSPP, 25 L/min

1369	Inlet Thread	Outlet Thread
CDQ1900	3/8"	1/4"

Maximum Working Temperature: +150°C

Maximum Working Pressure: 280 bar

BSPP, 40 L/min, Soft Grip

1369	Inlet Thread	Outlet Thread
CDQ1500	3/8"	1/4"

Maximum Working Temperature: +150°C

Maximum Working Pressure: 345 bar

BSPP, 45 L/min, In-line

1369	Inlet Thread	Outlet Thread
CDQ2100	3/8"	1/4"

Maximum Working Temperature: +150°C

Maximum Working Pressure: 310 bar

BSPP, 30 L/min, High Pressure

1369	Inlet Thread	Outlet Thread
ST-5	3/8"	1/4"

Maximum Working Temperature: +150°C

Maximum Working Pressure: 345 bar

BSPP, 45 L/min

1369	Inlet Thread	Outlet Thread
CDQ1600	3/8"	1/4"

Pressure Wash Lance Swivel Triggers

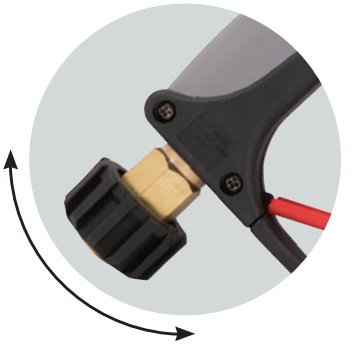

Maximum Working Temperature: +150°C

Maximum Working Pressure: 345 bar

Metric, 40 L/min

1369	Inlet Thread	Outlet Thread
ST-7	M22 x 1.5 Female	M22 x 1.5 Female

Maximum Working Temperature: +150°C

Maximum Working Pressure: 280 bar

BSPP, 25 L/min

1369	Inlet Thread	Outlet Thread
SW-ST4	3/8"	1/4"

Maximum Working Temperature: +150°C

Maximum Working Pressure: 280 bar

BSPP, 40 L/min

1369	Inlet Thread	Outlet Thread
SW-ST6	M22 x 1.5 Male	1/4"

Extended Lances, 1/4" BSPT Male Inlet/Outlet

Maximum Working Temperature: +150°C
Maximum Working Pressure: 280 bar

Straight Vented Grip, 30 L/min

1369	Length mm
BD-20	500
BD-25	635
BD-30	760
BD-36	900

Maximum Working Temperature: +150°C
Maximum Working Pressure: 280 bar

Angled Vented Grip, 45 L/min

1369	Length mm
CDBB-20	500
CDBB-25	635
CDBB-30	760
CDBB-36	900

Maximum Working Temperature: +150°C
Maximum Working Pressure: 280 bar

Straight Moulded Grip, 45 L/min

1369	Length mm
BMG-20	500
BMG-25	635
BMG-30	760
BMG-36	900

Maximum Working Temperature: +150°C
Maximum Working Pressure: 280 bar

Angled Moulded Grip, 45 L/min

1369	Length mm
CDBJ-20	500
CDBJ-25	635
CDBJ-30	760
CDBJ-36	900

Maximum Working Temperature: +150°C
Maximum Working Pressure: 280 bar

Angled Twin Moulded Grip, 30 L/min

1369	Length mm
CDBU-42	1065
CDBU-47	1190
CDBU-50	1270

Maximum Working Temperature: +150°C
Maximum Working Pressure: 280 bar

Straight Twin Moulded Grip, 80 L/min

1369	Length mm
CDBV-42	1065
CDBV-47	1190
CDBV-50	1270

Extended Lances, 1/4" Male Inlet x M22 Female Outlet

Maximum Working Temperature: +150°C
Maximum Working Pressure: 250 bar

Straight Vented Grip, 80 L/min

1369	Length mm
BA-16	405
BA-18	457
BA-20	508

Maximum Working Temperature: +150°C
Maximum Working Pressure: 280 bar

Straight Moulded Grip, 45 L/min

1369	Length mm
BC-13	330
BC-15	380
BC-18	457
BC-20	508

M22 Extension & Nozzle

Maximum Working Temperature: +60°C
Maximum Working Pressure: 150 bar

Adjustable M22 Male Extension, 25 L/min

1369	Length mm
CDBL-15	375

WASH DOWN EQUIPMENT

Twin Pressure Washer Lances

Maximum Working Temperature: +60°C

Maximum Working Pressure: 250 bar

Flow: 35 L/min

stainless steel

Stainless Steel Twin Lance with Top Control, BSPP

1369	Thread
SSTLTC	1/4"

Flow: 45 L/min

stainless steel

Stainless Steel Twin Lance with Handle, BSPP

1369	Thread
SSTLH	1/4"

Flow: 45 L/min

Zinc Plated Twin Lance with Handle, BSPP

1369	Thread
ZPTLH	1/4"

Flow: 45 L/min

Zinc Plated Twin Lance with Top Control, BSPP

1369	Thread
ZPTLTC	1/4"

Pressure Washer Lances

All supplied with 1/4" female thread nozzle holder and protector. 1/4" male thread inlet.

Maximum Working Temperature: +150°C

Maximum Working Pressure: 250 bar

Maximum Flow: 40 L/min

Straight with Moulded Grip Zinc Plated

1369	Length mm	No of Grips
SL-2	900	1

Bent End with Moulded Grip Zinc Plated

1369	Length mm	No of Grips
SL-3	900	1
SL-4	1200	2

Bent End with Hollow Grip Zinc Plated

1369	Length mm	No of Grips
SL-5	700	1

Bent End with Vented Grip Zinc Plated

1369	Length mm	No of Grips
SL-7	900	1
SL-8	900	2

stainless steel

Bent End with Moulded Grip Stainless Steel

1369	Length mm	No of Grips
SL-11	1200	1

stainless steel

Straight with Moulded Grip Stainless Steel

1369	Guard Type	Length mm	No of Grips
SL-13	Slide on	900	1

Heavy-duty Foam Injection Bottle

- Heavy-duty foam injection bottle connects easily to your existing pressure washer lance or gun.
- Foam bottle sprays foam all over the vehicle creating the "snow bath effect".
- 1/4" BSPP male inlet connection.
- 1 litre bottle.
- 1/4" x 1/4" adaptor removable for ease. Other adpators can be fitted.
- Variable angle spray pattern nozzle.
- Adjustable detergent displacement.

Maximum Working Temperature: +60°C

Maximum Working Pressure: 275 bar

Male, BSPP

1369	Thread
FGB-1	1/4"

Pressure Washer Adaptors

Maximum Flow: 40 L/min

Maximum Working Temperature: +140°C

Maximum Working Pressure: 210 bar

BSPP Male x Female M22 x 1.5

1369	Thread
PWAB-14M	1/4"
PWAB-38M	3/8"
PWAB-12M	1/2"

Maximum Flow: 40 L/min

Maximum Working Temperature: +140°C

Maximum Working Pressure: 210 bar

BSPP Female x Male M22 x 1.5

1369	Thread
PWAA-14F	1/4"
PWAA-38F	3/8"
PWAA-12F	1/2"
PWAA-22F	M22 x 1.5

Maximum Working Temperature: +90°C

Maximum Working Pressure: 250 bar

Compact Swivel Coupling Brass, 3/8" BSPP

1369
21-049

Maximum Flow: 40 L/min

Maximum Working Temperature: +140°C

Maximum Working Pressure: 210 bar

BSPP Female x M22 x 1.5 Female

1369	Thread
PWAB-14F	1/4"
PWAB-38F	3/8"

Maximum Working Temperature: +150°C

Maximum Working Pressure: 280 bar

M22 x 1.5 Male

1369	Thread
PWAB-22MM	M22 x 1.5

Maximum Working Temperature: +150°C

Maximum Working Pressure: 280 bar

M22 x 1.5 Female

1369	Thread
PWAB-22FF	M22 x 1.5

Maximum Working Temperature: +130°C

Maximum Working Pressure: 250 bar

Brass Swivel Coupling Standard, BSPP

1369	Thread
21-051	1/4"
21-050	3/8"
21-052	1/2"

Maximum Working Temperature: +130°C

Maximum Working Pressure: 250 bar

stainless steel

Stainless Steel Swivel Coupling Standard, BSPP

1369	Thread
21-055	1/4"
21-056	3/8"
21-057	1/2"

Maximum Flow: 40 L/min

Maximum Working Temperature: +140°C

Maximum Working Pressure: 210 bar

BSPT Male x M22 x 1.5 Male

1369	Thread
PWAA-14M	1/4"
PWAA-38M	3/8"

Maximum Working Temperature: +130°C

Maximum Working Pressure: 250 bar

M22 x 1.5 Male Hose Coupling with Insulated Grip

1369	Thread
30-028	M22 x 1.5

Maximum Working Temperature: +130°C

Maximum Working Pressure: 250 bar

Foam Thickener

1369	Thread
26-0021	1/4"

High Pressure Spray Nozzles

Stainless steel, 1/4" male thread with a hardened steel insert for longer life and better accuracy, suitable for single and double lances.

Stainless Steel, 1/4" NPT Male

1369	Spray Pattern	LPM @ 50 Bar	LPM @ 100 Bar	LPM @ 150 Bar
2020-2982	0°	8	11.3	13.8
2020-2990	0°	8.7	12.4	15.2
2020-3014	0°	9.6	13.6	16.7
2020-3089	15°	8	11.3	13.8
2020-3105	15°	8.7	12.4	15.2
2020-3113	15°	9.6	13.6	16.7
2020-3139	25°	8	11.3	13.8
2020-3147	25°	8.7	12.4	15.2
2020-3154	25°	9.6	13.6	16.7
2020-3162	40°	8	11.3	13.8
2020-3188	40°	8.7	12.4	15.2
2020-3204	40°	9.6	13.6	16.7

Brass, 1/4" BSPT Male

1369
2021-8061

WASH DOWN EQUIPMENT

Rotating Head Nozzle

Flow: 45 L/min

Maximum Working Temperature: +90°C

Maximum Working Pressure: 345 bar

1/4" Female, BSPP

1369
9202L

Fixed Head Nozzle

Flow: 45 L/min

Maximum Working Temperature: +90°C

Maximum Working Pressure: 280 bar

1/4" Female, BSPP

1369
9203L

1/4" High Pressure Quick Release Nozzles

A Series Nozzles

1369	Spray Pattern	LPM @ 50 Bar	LPM @ 100 Bar	LPM @ 150 Bar	Colour
A00050	0°	8	11.3	13.8	Red
A00055	0°	8.7	12.4	15.2	Red
A00060	0°	9.6	13.6	16.7	Red
A15050	15°	8	11.3	13.8	Yellow
A15055	15°	8.7	12.4	15.2	Yellow
A15060	15°	9.6	13.6	16.7	Yellow
A25050	25°	8	11.3	13.8	Green
A25055	25°	8.7	12.4	15.2	Green
A25060	25°	9.6	13.6	16.7	Green
A40050	40°	8	11.3	13.8	White
A40055	40°	8.7	12.4	15.2	White
A40060	40°	9.6	13.6	16.7	White

Adjustable Pressure Nozzle

Flow: 25 L/min

Maximum Working Temperature: +60°C

Maximum Working Pressure: 200 bar

1/4" Female, BSPP

1369
CDQC-14

Fixed Jet Pressure Nozzle

Maximum Working Temperature: +90°C

Maximum Working Pressure: 385 bar

Sewer Drain Cleaning Head, 1 Forward 3 Rear, 1/4" Female, BSPP

1369	Nozzle	Flow @ 380 Bar
CDQP045-14	0.70mm-045	20 LPM
CDQP001-14	1.0mm-080	35 LPM

Drain Nozzles

Maximum Working Temperature: +95°C

Maximum Working Pressure: 385 bar

Fixed, BSPP

1369	Thread	Nozzle Dia mm
SJN-2-045	1/8"	0.7
SJN-2-050	1/8"	0.75
SJN-2-055	1/8"	0.8
SJN-4-045	1/4"	0.7
SJN-4-050	1/4"	0.75
SJN-4-055	1/4"	0.8
SJN-6-045	3/8"	0.7
SJN-6-050	3/8"	0.75
SJN-6-055	3/8"	0.8

Maximum Working Temperature: +95°C

Maximum Working Pressure: 280 bar

Rotating, BSPP

1369	Thread	Nozzle Dia mm
RSJN-2-045	1/8"	0.7
RSJN-2-050	1/8"	0.75
RSJN-2-055	1/8"	0.8
RSJN-4-045	1/4"	0.7
RSJN-4-050	1/4"	0.75
RSJN-4-055	1/4"	0.8
RSJN-6-045	3/8"	0.7
RSJN-6-050	3/8"	0.75

Nozzle Holders

Flow: 36 L/min

Maximum Working Temperature: +60°C

Maximum Working Pressure: 250 bar

Steel, 1/4" Female x 1/4" Female, BSPP

1369
CDH005

Flow: 36 L/min

Maximum Working Temperature: +90°C

Maximum Working Pressure: 250 bar

Steel, 1/4" Female x 1/4" Female, Adjustable with Protector, BSPP

1369
CDH004

Flow: 36 L/min

Maximum Working Temperature: +90°C

Maximum Working Pressure: 250 bar

Brass, 1/4" Female x 1/4" Female, BSPP

1369
CDH002

Flow: 36 L/min

Maximum Working Temperature: +90°C

Maximum Working Pressure: 250 bar

Brass, 1/4" Female x 1/4" Female, Adjustable with Protector, BSPP

1369
CDH006

Flow: 36 L/min

Maximum Working Temperature: +90°C

Maximum Working Pressure: 250 bar

Short Brass, 1/4" Female x 1/4" Female, BSPP

1369
CDH001

Pressure Wash Floor Cleaner

- 20"/500mm diameter
- 3/8" BSPP inlet
- Stainless steel construction
- 280 bar/4,000 psi maximum pressure
- 40 litres per minute at +100°C
- Maximum flow complete with 3 x 25° nozzles

Maximum Working Temperature: +100°C

20" Stainless Steel Floor Cleaning Tool

0363	Thread
PWFC-20	3/8"

Pressure Wash Accessories

Maximum Working Temperature: +100°C

Maximum Working Pressure: 190 bar

Spare Handle

1369
CDAZ

Hand Scrubbing Brush

1369
CDN

Rotating Scrubbing Brush

1369
CDM

Rotating Floor Scrubbing Brush

1369
CDO

Tools Adaptors

Lance M22 to CDL Adaptor

1369	Thread
CDE	M22

CDE to Tools Adaptor

1369
CDL

Cleaning Fluids

- PowerWash TFR is used in conjunction with mobile pressure washers, fixed arch moving gantries, and ultrasonic low pressure equipment.
- Specially designed for use in hot or cold pressure wash equipment.
- Highly economical to use and best results are obtained at very low concentration.

General Purpose Pressure Wash Detergent

0088	Volume Litres
59603-25	25

- Methanol free non-toxic concentrated screen wash designed for year round use.
- Leaves windscreens clean and smear free.

Screenwash

0088	Volume Litres
54027-25	25

Due to restrictions imposed by the Transport of Dangerous Goods Act, these products are available for delivery to MAINLAND UK ONLY. For further information please contact our customer service department.

WASH DOWN EQUIPMENT

Blue Jet Wash Pressure Washer Hose

- Oil, abrasion, ozone and weather resistant synthetic pin-pricked rubber.
- High tensile 1 and 2 wire steel braid.

Working Temperature:
-40°C to +155°C



1 Wire, 10 Metre Coils

0303	ID	Max Pressure Bar
PWBLUE-04-10-R1	1/4"	225
PWBLUE-05-10-R1	5/16"	215
PWBLUE-06-10-R1	3/8"	180
Tech Sheet 3105		

2 Wire, 10 Metre Coils

0303	ID	Max Pressure Bar
PWBLUE-06-10-R2	3/8"	330
Tech Sheet 3105		

1 Wire, 25 Metre Coils

0303	ID	Max Pressure Bar
PWBLUE-04-25-R1	1/4"	225
PWBLUE-05-25-R1	5/16"	215
PWBLUE-06-25-R1	3/8"	180
Tech Sheet 3105		

2 Wire, 100 Metre Coils

0303	ID	Max Pressure Bar
PWBLUE-04-100-R2	1/4"	400
PWBLUE-06-100-R2	3/8"	330
Tech Sheet 3105		

2 Wire, Cut to Length, per Metre

1369	ID	Max Pressure Bar
2144-9681	1/4"	400
2144-9699	5/16"	350
2052-1423	3/8"	330
Tech Sheet 3105		

Black Jet Wash Pressure Washer Hose

- Oil, abrasion, ozone and weather resistant synthetic pin-pricked rubber.
- High tensile 1 and 2 wire steel braid.

Working Temperature
-40°C to +155°C

1 Wire, 10 Metre Coils

0303	ID	Max Pressure Bar
PWBLACK-04-10-R1	1/4"	225
PWBLACK-05-10-R1	5/16"	215
PWBLACK-06-10-R1	3/8"	180
Tech Sheet 3105		

1 Wire, 100 Metre Coils

0303	ID	Max Pressure Bar
PWBLACK-04-100R1	1/4"	225
Tech Sheet 3105		

1 Wire, Cut to Length, per Metre

1369	ID	Max Pressure Bar
2144-9657	1/4"	225
2144-9665	5/16"	215
2144-9673	3/8"	180
Tech Sheet 3105		

1 Wire, 25 Metre Coils

0303	ID	Max Pressure Bar
PWBLACK-04-25-R1	1/4"	225
PWBLACK-05-25-R1	5/16"	215
PWBLACK-06-25-R1	3/8"	180
Tech Sheet 3105		

2 Wire, 100 Metre Coils

0303	ID	Max Pressure Bar
PWBLACK-04-100R2	1/4"	400
PWBLACK-05-100R2	5/16"	350
PWBLACK-06-100R2	3/8"	330
Tech Sheet 3105		

2 Wire, Cut to Length, per Metre

1369	ID	Max Pressure Bar
2144-9715	1/4"	400
2144-9723	5/16"	350
2144-9731	3/8"	330
Tech Sheet 3105		

Blue Cold Water Pressure Wash Hose

Working Temperature:
-40°C to +100°C



1 Wire 2 Wire

1 Wire, 50 Metre Coils

0303	ID	Max Pressure Bar
CWBLUE04-50-R1	1/4"	190
CWBLUE05-50-R1	5/16"	175
CWBLUE06-50-R1	3/8"	157
Tech Sheet 10262		

1 Wire, 25 Metre Coils

0303	ID	Max Pressure Bar
CWBLUE04-25-R1	1/4"	190
CWBLUE05-25-R1	5/16"	175
CWBLUE06-25-R1	3/8"	157
Tech Sheet 10262		

2 Wire, 50 Metre Coils

0303	ID	Max Pressure Bar
CWBLUE04-50-R2	1/4"	350
CWBLUE05-50-R2	5/16"	297
CWBLUE06-50-R2	3/8"	280
Tech Sheet 10262		

2 Wire, 25 Metre Coils

0303	ID	Max Pressure Bar
CWBLUE04-25-R2	1/4"	350
CWBLUE05-25-R2	5/16"	297
CWBLUE06-25-R2	3/8"	280
Tech Sheet 10262		

Black Cold Water Pressure Wash Hose

Working Temperature:
-40°C to +100°C

1 Wire 2 Wire

1 Wire, 50 Metre Coils

0303	ID	Max Pressure Bar
CWBLACK04-50-R1	1/4"	190
CWBLACK05-50-R1	5/16"	175
CWBLACK06-50-R1	3/8"	157
Tech Sheet 10262		

1 Wire, 25 Metre Coils

0303	ID	Max Pressure Bar
CWBLACK04-25-R1	1/4"	190
CWBLACK05-25-R1	5/16"	175
CWBLACK06-25-R1	3/8"	157
Tech Sheet 10262		

2 Wire, 50 Metre Coils

0303	ID	Max Pressure Bar
CWBLACK04-50-R2	1/4"	350
CWBLACK05-50-R2	5/16"	297
CWBLACK06-50-R2	3/8"	280
Tech Sheet 10262		

2 Wire, 25 Metre Coils

0303	ID	Max Pressure Bar
CWBLACK04-25-R2	1/4"	350
CWBLACK05-25-R2	5/16"	297
CWBLACK06-25-R2	3/8"	280
Tech Sheet 10262		

WASH DOWN EQUIPMENT

Pressure Washer Hose Assemblies

- Oil and water resistant synthetic pin-pricked rubber.
- Special high temperature synthetic rubber cover.
- Blue suitable where non marking hose is required.
- Black suitable to handle pressure washer service.

1 Wire Braid 3/8" ID, 10 Metre Hose, 3/8" BSPP Male x Female

1369	ID	Max Pressure Bar	Colour
1PWLA-M-F-38N	3/8"	180	Black

1 Wire Braid 1/4" ID, 10 Metre Hose, 1/4" BSPP Female

1369	ID	Max Pressure Bar	Colour
1PWLA-14N	1/4"	225	Black

1 Wire Braid 3/8" ID, 10 Metre Hose, 3/8" BSPP Female

1369	ID	Max Pressure Bar	Colour
1PWLA-38B	3/8"	180	Blue
1PWLA-38N	3/8"	180	Black

2 Wire Braid 3/8" ID, 10 Metre Hose, 3/8" BSPP Female

1369	ID	Max Pressure Bar	Colour
2PWLA-38B	3/8"	330	Blue
2PWLA-38N	3/8"	330	Black

2 Wire Braid 3/8" ID, 10 Metre Hose, M22 x 1.5 x M22 x 1.5

1369	ID	Max Pressure Bar	Colour
2PWLA-K-K-38B	3/8"	330	Blue
2PWLA-K-K-38N	3/8"	330	Black

2 Wire Braid 3/8" ID, 10 Metre Hose, M22 x 1.5 x 3/8" BSPP Female

1369	ID	Max Pressure Bar	Colour
2PWLA-K-F-38B	3/8"	330	Blue
2PWLA-K-F-38N	3/8"	330	Black

2 Wire Braid 3/8" ID, 10 Metre Hose, M22 x 1.5 x 3/8" BSPP Male

1369	ID	Max Pressure Bar	Colour
2PWLA-K-M-38B	3/8"	330	Blue
2PWLA-K-M-38N	3/8"	330	Black

Bend Restrictor Assembly

Brass M22 x 1.5 Female, with Steel Tail & Ferrule

0300	To Suit Hose ID
M22-CUFF-4	1/4"
M22-CUFF-5	5/16"
M22-CUFF-6	3/8"

Jet Wash Female Hose Couplings

M22 x 1.5 Female Thread

0300	To Suit Hose ID
JWF-22-04	1/4"
JWF-22-05	5/16"
JWF-22-06	3/8"

Stainless Steel, M22 x 1.5 Female Thread

0044	To Suit Hose ID
DKO-KA-DN06	1/4"
DKO-KA-DN08	5/16"
DKO-KA-DN10	3/8"
DKO-KA-DN12	1/2"
Tech Sheet 60627	

End Cuff



Suitable for 1 & 2 Wire

0303	Colour	To Suit Hose ID
1/4-BLUE-CUFF	Blue	1/4"
1/4-BLACK-CUFF	Black	1/4"
3/8-BLUE-CUFF	Blue	3/8"
3/8-BLACK-CUFF	Black	3/8"

Jet Wash Male Hose Couplings

Male Adaptor

0300	To Suit Hose ID
JWM-04	1/4"
JWM-05	5/16"
JWM-06	3/8"

SPRAY GUNS & ACCESSORIES

Spray Guns

9 spray patterns. Supplied with 1/2" quick connect male to 3/4" BSPP connector.

Spray Lance

0399	Size mm
TOOL-371756	770

Metal Spray Gun

0399
KA-03-94-76

Metal 6 Function Spray Gun

0399
KA-03-94-79

Metal Soft Rain Lance

0399	Length mm
KA-15-20-00	600
KA-15-20-09	900
KA-15-20-12	1200

Water Guns

Water Gun

1369
THWS010901

Roses

Large Alloy Rose, BSPP

0399	Thread
KA-15-00-07F	3/4"

Water Nozzles

Brass Jet Nozzles

0399	ID
BJN12	1/2"
BJN34	3/4"
BJN1	1"

Spray Gun Display Packs

Display box of 50 plastic 1/2" male to 1/2" male quick connectors.

1/2" 2 Way Connector

0399	Quantity
TOOL-656601	50

5 piece plastic hose fitting set 1 x 1/2" quick connect without water stop, 3/4" BSP tap connector and 100mm spray nozzle with infinite spray pattern.

4 Piece Hose Connector Set

0399
TOOL-394989

Spray Gun Accessories

Solid brass 1/2" quick connect male to 3/4" BSPP.

Brass Internal Adaptor

0399
TOOL-244973

Solid brass 3/4" BSPP-1/2" quick connect male. 3/4" BSPP fits 1/2" outside tap.

Brass Tap Connector

0399
TOOL-598438

Solid brass 1/2" quick connect female to 1/2" compression. Auto stop.

Brass Quick Connector with Auto Stop

0399
TOOL-196506

Solid brass 1/2" quick connect female to 1/2" compression without auto stop.

Brass Quick Connector without Auto Stop

0399
TOOL-868573

Solid brass 100mm spray nozzle, 2 x 1/2" quick connectors with water stop. 3/4" BSP tap adaptor fits 1/2" outdoor tap. Infinite spray patterns.

Brass Fitting Set

0399
TOOL-793753

SPRINKLERS

Sprinklers

Unique lower pressure sprinkler featuring butterfly type rotating spinner and rotary frame which provides even water distribution.

Pope Rotoframe Sprinkler, BSPP

0399	Thread	OD mm
KA-59-00-10	1/2"	4.5

Part circle brass sprinkler with fingertip adjustment for watering full 26m circle or any part of it. Baffle deflector controls height of jet and diameter of circle. Diffuser pin adjusts from heavy to fine stream.

Part Circle Metal Sprinkler, BSPP

0399	Thread	OD mm
KA-60-04-23-40	1/2"	4

Heavy-duty metal construction. Large part circle sprinkler with stainless steel springs and axle. Easy fingertip adjustment to any part of circle. 28m coverage.

Large Part Circle Metal Sprinkler, BSPP

0399	Thread	OD mm
KA-62-33-00	3/4"	3.9

Impulse sprinkler covers 360º diameter with full of half circle adjustable pattern. 1/2" quick connector. Daisy-chain facility.

Spike Sprinkler

0399	Type
TOOL-868552	1/2" Quick Connector

Sprinkler Stands

Made from coated steel complete with riser. Supplied complete with a quick coupling to any Geka type fitting.

Metal Sled Base, BSPP

0399	Height mm	Thread
KA-68-25-05	300	1/2"

Porous Pipe

Used for various irrigation purposes. It should be used at pressures between 4-12 psi. The maximum run length is 50 metres and the output is 4 litres per hour per metre.

0399	Description
KA-92-10-30	30m Retail Pack Porous Pipe complete with 16mm Fittings
KA-92-15-50	50m Roll Porous Pipe

PRESSURE SPRAY EQUIPMENT

Pressure Sprayers

Mesto is a European market leading manufacturer of professional cleaning equipment and has been providing innovation for the industry since 1919.

Product description:
- Tank: Plastic, with filling scal
- Seals: FPM
- Nozzle: Plastic, adjustable

Applications:
- Construction work
- Cleaning industry
- Professional pest control
- Handicraft

Special features of the product:
- Safety valve

Maximum Working Temperature:
+30°C

Maximum Working Pressure:
3 bar

UNIVERSAL PLUS, Hand Pump Sprayer

0465	Capacity Litres	Material
3132PG	1.5	Polyethylene
	Tech Sheet 60139	

Product description:
- Tank: Plastic with filling scal
- Seals FPM (Viton®)
- Nozzle: Plastic, adjustable
- Plastic jacket wand to protect the non-return valve

Applications:
- Foaming cleaning industry

Special features of the product:
- Safety valve
- Specially coated spring

Maximum Working Temperature:
+30°C

Maximum Working Pressure:
3 bar

FOAMER, Heavy-duty Hand Pump

0465	Capacity Litres	Material
3132FO	1.5	Polyethylene
	Tech Sheet 60140	

Large selection of models for various application are available on request.

BEFORE USE, CHECK CAREFULLY WHETHER THE MATERIAL IS RESISTANT TO THE LIQUID BEING USED.

PRESSURE SPRAY EQUIPMENT

MESTO

Compression Sprayers

Mesto is a European market leading manufacturer of professional cleaning equipment and has been providing innovation for the industry since 1919.

Device description:
- Tank: Plastic with large pressure reservoir
- Carried at the side
- Seals: FPM (Viton®)
- Nozzle: adjustable plastic nozzle
- Spray wand: Plastic, 48 cm, 360° rotatable
- Hose: 2.0 m, transparent oil resistant

Applications:
- Construction work
- Cleaning industry

Maximum Working Temperature: +30°C

Maximum Working Pressure: 3 bar

Special features of the product:
- Professional pump
- Integrated dirt filte

FIX PLUS, Professional

0465	Capacity Litres	Material
3237FM	5	Polyethylene
Tech Sheet 60141		

Device description:
- Tank: Plastic, with large pressure reservoir
- Carried at the side
- Seals: FPM (Viton®)
- Nozzle: Plastic flat jet nozzl
- Spray wand: Plastic 48 cm, 360° rotatable
- Hose: 2.0 m
- Ergonomically formed shut-off valve with fine filt

Applications:
- Cleaning industry
- Vehicle cleaning
- Disinfection
- Corrosion protection
- Impregnation

Maximum Working Temperature: +40°C

Maximum Working Pressure: 3 bar

Special features of the product:
- Professional pump with specially coated piston rod
- Large filling funne
- With specially coated spring

CLEANER, Heavy-duty

0465	Capacity Litres	Material
3270PP	10	Polyethylene
Tech Sheet 60142		

Device description:
- Tank: Stainless steel
- Carried on the back – padded carrying straps
- Seals: FPM (Viton®)
- Nozzle: Brass flat jet nozzle with fine filt
- Spray wand: Brass 50cm, 360° rotatable
- Hose: Spiral hose 2.5 m with safety interlock

Applications:
- Construction work
- Cleaning industry
- Professional pest control

Maximum Working Temperature: +50°C

Maximum Working Pressure: 6 bar

Special features of the product:
- Safety valve and pressure gauge are exchangeable
- Spare parts compartment on the device
- Pump holder
- Spray and extension wand bracket
- Funnel cover

INOX PLUS, Stainless Steel

0465	Capacity Litres	Material
3615P	10	Stainless Steel
Tech Sheet 60143		

Applications:
- General purpose
- Gardening
- Horticulture
- Domestic cleaning
- Integrated safety valve and strap

Maximum Working Temperature: +30°C

Maximum Working Pressure: 3 bar

GARANT, General Purpose

0465	Capacity Litres	Material
3195E	5	Polyethylene
Tech Sheet 60144		

Large selection of models for various application are available on request.

BEFORE USE, CHECK CAREFULLY WHETHER THE MATERIAL IS RESISTANT TO THE LIQUID BEING USED.

PRESSURE SPRAYERS

Manual

5 Litre Pressure Sprayer

0088
TOOL-675108

8 Litre Pressure Sprayer

0088
TOOL-868593

10 Litre Pressure Sprayer

0088
TOOL-630070

20 Litre Backpack

0088
TOOL-633595

COMMERCIAL & DOMESTIC VEHICLE CLEANING EQUIPMENT

Vehicle Brushes

The shape design gives more cleaning productivity, as the brush is in constant contact with the surface, when used as either a waterfed or a dip brush.

Hi-Lo Waterfed Brush

0143	Description
VIK-524752	Rubber Edged

Effective all surface water-fed bodywork brush for large areas, up to 3 metres in height.

Bodywork Brushes

0143	Width mm	Description
VIK-475552	250	Rubber Edged
VIK-475752	400	-

Brush for cleaning wheel rims on trucks and buses.

Wheel Brush

0143	Width mm
VIK-545252	230

Hand Waterfed Brushes

0143	Length mm
VIK-525452	350

Vehicle Brush Handles

Handles to suit all vehicle brushes.

Vehicle Brush Handles

0143	Length Metres	Description
VIK-299152	1.5	Waterfed Handle
VIK-297352	1.5-2.75	Telescopic Waterfed Handle
VIK-297552	1.5-2.75	Telescopic Handle

Cleaning Brushes

- Features on/off water control and quick connect attachment.
- Ideal for cleaning vehicles, boats, paintwork and conservatories.



Telescopic Car Cleaning Brush

0088	Length mm
TOOL-719788	1070-1760

PUMPS & PROCESS EQUIPMENT

Air Operated Double Diaphragm Pumps

Typical Applications:
- OEMs
- Printing
- Wastewater
- Plating/surface finishin

Typical Fluids Handled:
- Waterborne materials, some HHC's
- Paints, coatings, inks and dyes
- Car wash chemicals
- Laundry chemicals and detergents
- Chemicals

Features:
- 1/4" (6.35 mm) end-porting
- Low-cost, compact design
- Spring check valves for superior priming in any mounting configuratio
- True-formed PTFE and Santoprene diaphragms for enhanced performance
- Can also be remotely-controlled using an external controller
- Delivery up to 5 gpm (18.93 L/min)

Husky 205, BSPP

0074	Body	Balls	Diaphragms
D11021	Acetal	Acetal	PTFE
D12096	Polypropylene	Polypropylene	Santoprene

Typical Applications:
- Drum transfer for fluids up to 1000 centipoise
- Circulation of low viscosity inks, stains and dyes
- Coolant circulation and evacuation
- Waste fluid remova
- On-demand batch chemical metering
- Low viscosity adhesive supply
- Consistent low pressure air spray or HVLP supply

Typical Fluids Handled:
- Paints
- Lubricants
- Inks
- Stains
- Solvents
- Coatings
- Dyes

Features:
- 3/8" (9.52 mm) end porting
- Fully-groundable acetal model
- Operates on as little as 20 psi (1.4 bar, 0.14 MPa) air pressure
- Delivery up to 7 gpm (26.5 L/min)
- Easy-to-service air valve and ball checks
- Quiet operation – 75 dBa at 50 psi (3.5 bar, 0.35 MPa) and 60 cpm

Husky 307, BSPP

0074	Body	Seats	Balls	Diaphragms
D3A211	Acetal	Acetal	PTFE	PTFE
D3B911	Polypropylene	Polypropylene	PTFE	PTFE
D3B955	Polypropylene	Polypropylene	Hytrel	Hytrel
D3A255	Acetal	Acetal	Hytrel	Hytrel

Typical Applications:
- Machine lube servicing
- Drum evacuation
- Plating and dip tanks
- Water treatment

Typical Fluids Handled:
- Cleaning fluids and detergent
- Chemicals
- Ceramic glazes
- Inks
- Solvents and flammable
- Acids and bases

Features:
- 1/2" (12.7 mm) centre-porting and 3/4 in. (19.05 mm) end-porting
- Quiet running – less than 85 dBa with easy-to-use remote muffler capability for even lower noise levels
- No seals to leak or fail
- High flow rates in a small, portable packag
- Can also be remotely-controlled using an external controller
- Delivery up to 15 gpm (56.88 L/min)

Husky 515, BSPP

0074	Body	Seats	Balls	Diaphragms
D5B911	Polypropylene	Polypropylene	PTFE	PTFE
D5A211	Acetal	Acetal	PTFE	PTFE
D5A277	Acetal	Acetal	Buna	Buna
		Tech Sheet 10288		

Typical Applications:
- Machine lube servicing
- Cleaning fluids and detergent
- Plating and dip tanks
- Water treatment

Typical Fluids Handled:
- Oil
- Water
- Most solvents

Features:
- 3/4" (19.05 mm) centre and end-porting
- Quiet running – less than 85 dBa with easy-to-use remote muffler capability for even lower noise levels
- High flow rates in a small, portable packag
- No seals to leak or fail
- Can also be remotely-controlled using an external controller
- Delivery up to 16 gpm (60.87 L/min)

Husky 716, BSPP

0074	Body	Seats	Balls	Diaphragms
D5C277	Aluminium	Acetal	Buna-N	Buna-N
D5D311	Stainless	Stainless	PTFE	PTFE
		Tech Sheet 10288		

Air Operated Double Diaphragm Pumps

Typical Applications:
- Drum fluid transfe
- Unloading fluid
- Bilge pumping
- Chemical evacuation
- Dewatering and sump evacuation
- Tank and sump drainage

Typical Fluids Handled:
- Chemicals
- Contaminated surface water
- Adhesives, varnishes, dispersions, solvents and stains
- Resins, latexes, wood preservative stains, concrete and primers

Features:
- 1" (25.4 mm) ANSI end-porting
- High flow – 50 gpm (189 L/min) in a compact, portable size
- Fluid pressure to 120 psi (8.6 bar, 0.86 MPa)
- E-coated centre section for corrosive environments
- Equipped with an effective and reliable air valve system
- Can also be remotely-controlled using an external controller

Husky 1050, BSPP

0074	Body	Seats	Balls	Diaphragms
647121	Aluminium	Geolast	Geolast	Geolast
647109	Aluminium	Stainless	PTFE	PTFE

Typical Applications:
- Drum fluid transfe
- Bulk fluid suppl
- Chemical evacuation
- Ground water and sump evacuation
- Waste fluid remova
- Tank and bilge drainage
- Slurry and sludge transfer
- Filter press feed

Typical Fluids Handled:
- Acids, alkalies, solvents, suspensions, dispersions, electroplating baths, paints, varnishes, resins, latex, adhesives, effluent sludge and stabiliser
- Ship cleaning and stripping chemicals

Features:
- 2" (50.8 mm) ANSI end-porting
- Larger ports for more flow – up to 150 gpm (568 L/min)
- Fluid pressure to 120 psi (8.4 bar, 0.84 MPa)
- Lube-free operation
- Patented, high-reliability "closed centre" air valve is "online" serviceable
- Epoxy-coated air section for tough environmental conditions
- Can also be remotely-controlled using an external controller

Husky 2150, BSPP

0074	Body	Seats	Balls	Diaphragms
DFCGGG	Aluminium	Geolast	Geolast	Geolast
DFC666	Aluminium	Santoprene	Santoprene	Santoprene
DF2911	Polypropylene	Polypropylene	PTFE	PTFE

Typical Applications:
- Filter press
- Tank stripping
- Bilge pumping
- Sand and ball mill pumping
- Oil transfer and oil skimming
- Chemical plating

Typical Fluids Handled:
- Latex
- Corrosive fluid
- Acids: hydrochloric, ferric, sulfuric, nitric and phosphoric
- Slurries: petroleum, lime, clay, ferrite, salt/brine and pumice
- Sludge: secondary and clarifie
- Pottery slip

Features:
- 1.1/2" (38.1 mm) ANSI end-porting
- High flow – 100 gpm (378 L/min) in a compact, portable size
- Fluid pressure to 120 psi (8.4 bar, 0.84 MPa)
- Lube-free operation
- Patented, high-reliability "closed centre" air valve is "online" serviceable
- Epoxy-coated air section for tough environmental conditions
- Can also be remotely-controlled using an external controller

Husky 1590, BSPP

0074	Body	Seats	Balls	Diaphragms
DBCGGG	Aluminium	Geolast	Geolast	Geolast
DBD311	Stainless	Stainless	PTFE	PTFE
DB2911	Polypropylene	Polypropylene	PTFE	PTFE

Typical Applications:
- Chemical transfers
- Filter press-feed
- Dewatering

Typical Fluids Handled
- Chemicals
- Bulk paint resins
- Ceramic slip

Features:
- 3" (76.2 mm) ANSI centre porting
- Bolted leak-free flanged connections – no clamp bands used
- Easy air valve maintenance
- Large flow paths can handle high viscosities
- Heavy-duty construction
- Fluid flow up to 275 gpm (1040 L/min

Husky 3275, BSPP

0074	Body	Seats	Balls	Diaphragms
652021	Aluminium	Stainless	PTFE	PTFE

MISTING SYSTEMS

Fogco Environmental is a recognised industry leading manufacturer of high quality misting equipment for residential, commercial and industrial markets.

Pump Kits

See page 1687

Pumps

See page 1689

Fans

See page 1690

Air Injection Dry Fog System

See page 1691

Slip Lok Push-in Fittings

See page 1692

Nozzles

See page 1693

Adaptors

See page 1694

Filters

See page 1695

Controllers

See page 1696

MISTING SYSTEMS - PUMP KITS

Direct Drive Kit

This kit range includes a 1,000 psi Fogco direct drive misting pump with either a flexible nylon, pre-fabricated copper or stainless steel tubing mist line, a filter assembly with water supply connections, plus all of the necessary fittings and components to complete a mist system installation for the listed lengths. These Fogco misting kits include a direct drive 230V mist pump and a standard brass and stainless steel misting nozzle with 24" spacing.

Key:
LPM: Litres per minute
HP: Horse power
FLA: Full load amperage

With Nylon Tube

9583	Tube Length Feet	No. of Nozzles	Total LPM	Pump Specification			Direct Pump Ref. no
				LPM	HP	FLA	
8N20215	20	10	0.76	0.8	1	7.1	8100215
8N30215	30	15	1.14	1.6	1	7.1	8200215
8N40215	40	20	1.52	1.6	1	7.1	8200215
8N50215	50	25	1.9	3.5	1	7.1	8300215
8N60215	60	30	2.28	3.5	1	7.1	8300215
8N70215	70	35	2.66	3.5	1	7.1	8300215
8N80215	80	40	3.04	3.5	1	7.1	8300215
8N90215	90	45	3.42	3.5	1	7.1	8300215



With Copper Tube

9583	Tube Length Feet	No. of Nozzles	Total LPM	Pump Specification			Direct Pump Ref. no
				LPM	HP	FLA	
8C20215	20	10	0.76	0.8	1	7.1	8100215
8C30215	30	15	1.14	1.6	1	7.1	8200215
8C40215	40	20	1.52	1.6	1	7.1	8200215
8C50215	50	25	1.9	3.5	1	7.1	8300215
8C60215	60	30	2.28	3.5	1	7.1	8300215
8C70215	70	35	2.66	3.5	1	7.1	8300215
8C80215	80	40	3.04	3.5	1	7.1	8300215
8C90215	90	45	3.42	3.5	1	7.1	8300215



With Stainless Steel Tube

9583	Tube Length Feet	No. of Nozzles	Total LPM	Pump Specification			Direct Pump Ref. no
				LPM	HP	FLA	
8S20215	20	10	0.76	0.8	1	7.1	8100215
8S30215	30	15	1.14	1.6	1	7.1	8200215
8S40215	40	20	1.52	1.6	1	7.1	8200215
8S50215	50	25	1.9	3.5	1	7.1	8300215
8S60215	60	30	2.28	3.5	1	7.1	8300215
8S70215	70	35	2.66	3.5	1	7.1	8300215
8S80215	80	40	3.04	3.5	1	7.1	8300215
8S90215	90	45	3.42	3.5	1	7.1	8300215

DIRECT DELIVERY

Direct Delivery to Mainland UK only. All include a 2-3 day delivery charge for Mainland UK.
For Next Day Delivery, please contact our sales office for a quote.

MISTING SYSTEMS - PUMP KITS

Pulley Drive Kit

This kit range includes a 1,000 psi Fogco pulley drive misting pump with either a flexible nylon, copper or stainless steel tubing mist line, a filter assembly with water supply connections, plus all of the necessary fittings and components to complete a mist system installation for the listed lengths. These Fogco misting kits include our pulley drive 230V mist pump and our standard brass and stainless steel misting nozzle with 24" spacing.

Key:
LPM: Litres per minute
HP: Horse power
FLA: Full load amperage

With Nylon Tube

9583	Tube Length Feet	No. of Nozzles	Total LPM	Pump Specification			Pulley Pump Ref. no
				LPM	HP	FLA	
7N20215	20	10	0.76	1	1	7.1	7100215
7N30215	30	15	1.14	2	1	7.1	7200215
7N40215	40	20	1.52	2	1	7.1	7200215
7N50215	50	25	1.9	4	1	7.1	7400215
7N60215	60	30	2.28	4	1	7.1	7400215
7N70215	70	35	2.66	4	1	7.1	7400215
7N80215	80	40	3.04	4	1	7.1	7400215
7N90215	90	45	3.42	4	1	7.1	7400215



With Copper Tube

9583	Tube Length Feet	No. of Nozzles	Total LPM	Pump Specification			Pulley Pump Ref. no
				LPM	HP	FLA	
7C20215	20	10	0.76	1	1	7.1	7100215
7C30215	30	15	1.14	2	1	7.1	7200215
7C40215	40	20	1.52	4	1	7.1	7200215
7C50215	50	25	1.9	4	1	7.1	7400215
7C60215	60	30	2.28	4	1	7.1	7400215
7C70215	70	35	2.66	4	1	7.1	7400215
7C80215	80	40	3.04	4	1	7.1	7400215
7C90215	90	45	3.42	4	1	7.1	7400215



With Stainless Steel Tube

9583	Tube Length Feet	No. of Nozzles	Total LPM	Pump Specification			Pulley Pump Ref. no
				LPM	HP	FLA	
7S20215	20	10	0.76	1	1	7.1	7100215
7S30215	30	15	1.14	2	1	7.1	7200215
7S40215	40	20	1.52	4	1	7.1	7200215
7S50215	50	25	1.9	4	1	7.1	7400215
7S60215	60	30	2.28	4	1	7.1	7400215
7S70215	70	35	2.66	4	1	7.1	7400215
7S80215	80	40	3.04	4	1	7.1	7400215
7S90215	90	45	3.42	4	1	7.1	7400215

DIRECT DELIVERY

Direct Delivery to Mainland UK only. All include a 2-3 day delivery charge for Mainland UK.
For Next Day Delivery, please contact our sales office for a quote.

MISTING SYSTEMS - PUMP KITS

Direct Drive Pump

The 50Hz direct drive mist pump range are medium duty outdoor rated units, designed to operate at 70 bar for 8 hours per day, seven days a week under normal operating conditions. This range is ideal for light to medium duty mist applications. These pumps provide quality components in a small and convenient platform.

This mist pump range is available in 230V and includes:

- Direct drive pump
- On/off switch
- Inlet solenoid
- Adjustable regulator with bypass thermal relief valve
- Glycerine filled pressure gaug
- Rubber isolation feet
- Filter assembly

Key:
LPM: Litres per minute
HP: Horse power
FLA: Full load amperage

230V/50Hz

9583	Description			Weight Kg	Dimensions cm		
	LPM	HP	FLA		L	W	H
8100215	0.8	1	7.1	27.7	59.7	31.8	26.7
8200215	1.6	1	7.1	27.7	59.7	31.8	26.7
8300215	3.5	1	7.1	27.7	58.4	31.8	26.7
8400215	4.4	1	7.1	27.7	58.4	31.8	26.7
8700215	6.6	1.5	11.3	29.9	58.4	37.8	26.7

Pulley Driven Pump

The 50Hz pulley drive mist pumps are industrial duty outdoor rated units, designed to operate at 70 bar for 24/7 use, under normal operating conditions. This range is ideal for industrial and commercial applications that includes UL compliant thermal and short circuit protection, as well as a low water pressure cut-off switch.

This mist pump range is available in 230V and includes:

- Pulley drive pump
- Exhaust fan
- Panel mount switch
- Inlet solenoid
- Adjustable regulator with bypass thermal relief valve
- Hour meter
- Glycerine filled pressure gaug
- Rubber isolation feet
- Filter assembly



Key:
LPM: Litres per minute
HP: Horse power
FLA: Full load amperage
RPM: Revs per minute

230V/50Hz

9583	Description				Weight Kg	Dimensions cm		
	LPM	HP	FLA	RPM		L	W	H
7100215	1	1	7.1	770	49.9	66.0	30.5	40.6
7200215	2	1	7.1	598	49.9	66.0	30.5	40.6
7400215	4	1	7.1	486	49.9	66.0	30.5	40.6
7800215	8	1.5	11.3	973	53.5	66.0	30.5	40.6
7120215	12	3	13	1450	59.0	66.0	30.5	40.6

DIRECT DELIVERY

Direct Delivery to Mainland UK only. All include a 2-3 day delivery charge for Mainland UK.
For Next Day Delivery, please contact our sales office for a quote.

MISTING SYSTEMS - FANS

Revolution

The **Revolution** misting fan provides improved evaporative cooling and humidification, compared to traditional misting fans. Its unique design allows a more uniformed distribution of the fog and improved absorption of the moisture.

By integrating a focused horizontal air stream into the fog, the water droplets can cover more surface area. This allows the mist system to cool or humidify up to 5 times the amount of air, compared to static line misting systems. This mist fan can cover up to 3,600 sq.ft. or 36,000 cu.ft.

This misting fan is available in 230V and uses 0.8 amps. The unit includes a stainless steel fog ring with 10 nozzle fittings

230V Ceiling Mount Fan

9583	Fan Specification		Weight Kg	Dimensions cm		
	HP	FLA		L	W	H
93820	0.25	0.9	18.1	61.0	61.0	25.4

Revolution II

The **Revolution II** misting fan is a smaller version of the **Revolution** and provides improved evaporative cooling and humidification.
Its unique design allows a more uniformed distribution of the fog
and improved absorption of the moisture.

Similar to the **Revolution**, integrating a focused horizontal air stream into the fog, the water droplets can cover more surface area. This allows the mist system to cool or humidify up to 5 times the amount of air compared to static line misting systems. This mist fan can cover up to 900 sq.ft. or 9,000 cu.ft.

This misting fan provides 250 cfm and is available in 230V and uses 0.12 amps. The unit includes 10ft of 18 gauge insulated power cord, 10ft of flexible high pressure feed line and a rustproof treated and powder coated housing with a 6 nozzle stainless steel fog ring. Custom fog rings are also available.

Ceiling Mount Fan

9583	Fan Specification		Weight Kg	Dimensions cm		
	HP	FLA		L	W	H
94820	0.25	0.12	2.0	30.5	30.5	8.9

Evolution Mini

The **Evolution Mini** does not include the cannon shaped housing,
so it requires a shorter distance for the absorption of the fog compared to the projection that is capable with the standard **Evolution**.

Because of this characteristic, the **Evolution Mini** is well suited for
low ceilings and restricted or confined applications. Due to the reduced noise level and low profile design, this fan can be used
in an office or warehouse environment

The **Evolution Mini** uses a single misting nozzle but multiple nozzle configurations are also available, if increased moisture is required.

The **Evolution Mini** requires a 6 Watt 12V DC power supply. Once the unit is wall mounted, with the provided bracket, it can be adjusted both horizontally and vertically.

The power supply includes a DIN rail and is designed to be mounted
in a cabinet or enclosure.



12V DC Wall Mount Fan

9583	Weight Kg	Dimensions cm		
		L	W	H
93000-12VDC	2.7	24.1	20.3	20.3

Key:
HP : Horse power
FLA : Full load amperage

DIRECT DELIVERY

Direct Delivery to Mainland UK only. All include a 2-3 day delivery charge for Mainland UK.
For Next Day Delivery, please contact our sales office for a quote.

MISTING SYSTEMS - AIR INJECTION DRY FOG SYSTEM

The Fogco Air Injection Dry Fog System utilises the proprietary control box, capable of producing over 150 lbs of dry fog per hour. It includes the FOGCOntroller II microprocessor.

The box allows on-site adjustments to the system performance and output. The Drip Free air injection nozzles prevent dripping when the system shuts down and to prevent the water supply from running if there is a loss of air pressure.

The air injection nozzles are capable of producing flow rates from 8 lbs/hr to 16 lbs/hr while providing droplets as small as 1 micron and achieving humidity levels up to 99%.

The Fogco Air Injection System requires the availability of compressed air of at least 80 psi and 25 cfm and water pressure of 60 psi to produce the maximum output of 150 lbs/hr.

The system utilises directionally adjustable dry fog nozzles on a magnetic base or hung using an 3/8" mount.

Air Injection Control Box

Includes FOGCOntroller II Microprocessor

9583	Weight Kg	Dimensions cm		
		L	W	H
96100	13.6	30.5	30.5	25.4

Drip Free Adjustable Air Nozzle

With All-Thread Mount

9583	Flow
96081	8lbs/hr - 16lbs/hr

With Magnetic Base

9583	Flow
96080	8lbs/hr - 16lbs/hr

FO-500 ULTRA-LOW VOLUME FOGGER

- Disinfection
- Pest Control
- Odour Control
- Plant Protection

ULV Fogger 240V

9584
FO-500

Direct Delivery to Mainland UK only. All include a 2-3 day delivery charge for Mainland UK.
For Next Day Delivery, please contact our sales office for a quote.

MISTING SYSTEMS - AIR INJECTION DRY FOG SYSTEM

FOGCO

The Fogco line of industrial Slip Lok fittings are rated at 1,500 psi and have been used successfully in industrial applications for over 20 years.

The fittings include a heavy-duty bod , thicker locking ferrule and an over sized viton o-ring. Their unique design allows them to be easily removed, replaced or re-installed anytime after the initial installation. No special tools or crimping procedures are required.

- Standard threads are 10/24 UNC.

Male Stud

Male Thread, NPT x Tube

9583	Tube OD	Thread
94853	1/4"	1/4"
92707	3/8"	3/8"

Mistscaping Adaptor

Tube x UNC

9583	Tube OD	Thread
92923	3/8"	10/24

Equal Elbow

Tube x Tube

9583	Tube OD
92703	3/8"

Mistscaping Equal Joiner

Tube x UNC

9583	Tube OD	Thread
94630	1/4"	10/24
92630	3/8"	10/24

Joiners

Tube x Tube

9583	Tube OD
92702	3/8"

Equal Cross

Tube x Tube

9583	Tube OD
92711	3/8"

End Plug

Tube

9583	Material	Tube OD
94706	Plastic	1/4"
92706	Brass	3/8"

MISTING SYSTEMS - ADAPTORS

Standard Mist Nozzle

These misting nozzles are available in brass with stainless steel orifices.
The sizes range from 0.008" to 0.020" with flow rates from 0.020 gpm to 0.055 gpm

- Spray patterns vary from 60º to 90º.
- Standard threads are 10/24 UNC.
- All stainless steel and 12/24 UNC are available on request.

Brass

9583	Orifice Size Inches	LPM	Spray Pattern	O-Ring Colour	Weight g	Dimensions cm L	W	H
93508	0.008	0.76	60º	Red	9.1	2.5	1.0	1.0
93512	0.012	0.110	70º	Black	9.1	2.5	1.0	1.0
80450	0.016	0.167	80º	Brown	9.1	2.5	1.0	1.0
93520	0.020	0.208	90º	Green	9.1	2.5	1.0	1.0

Cleanable Anti-drip Nozzle

All cleanable misting nozzles include an anti-drip adaptor. This range is available in brass with a stainless steel orifice or all stainless steel design.
The sizes range from 0.006" to 0.020" with flow rate from 0.01 gpm to 0.045 gpm.

- Spray patterns from 45º to 85º.
- Larger orifice sizes and different threads are also available as special order items.
- Standard threads are 10/24 UNC.
- All stainless steel and 12/24 UNC are available on request.



Brass

9583	Orifice Size Inches	LPM	Spray Pattern	O-Ring Colour	Weight g	Dimensions cm L	W	H
95031	0.006	0.037	45°	Yellow	9.1	2.5	1.0	1.0
95037	0.008	0.060	55°	Red	9.1	2.5	1.0	1.0
95038	0.012	0.095	65°	Black	9.1	2.5	1.0	1.0
95039	0.016	0.136	75°	Brown	9.1	2.5	1.0	1.0
95040	0.020	0.170	85°	Green	9.1	2.5	1.0	1.0

Stainless Steel

9583	Orifice Size Inches	LPM	Spray Pattern	O-Ring Colour	Weight g	Dimensions cm L	W	H
95032	0.006	0.037	45°	Brown	9.1	2.5	1.0	1.0
95033	0.008	0.060	55°	Brown	9.1	2.5	1.0	1.0
95034	0.012	0.095	65°	Brown	9.1	2.5	1.0	1.0
95035	0.016	0.136	75°	Brown	9.1	2.5	1.0	1.0
95036	0.020	0.170	85°	Brown	9.1	2.5	1.0	1.0

PORTWEST

For **Knee Protection**
...see page **1759**

MISTING SYSTEMS - ADAPTORS

FOGCO

The nozzle adaptor range includes extensions, clusters and adaptors to provide more options in the designing and installation of a mist system.
Clusters allow 3 or 5 nozzles to be placed in a single nozzle fitting
Extensions allow the fog to be directed in a specific wa , while extending the fog up to 12 inches from the line.

Nozzle Extensions

Stainless Steel, UNC

9583	Nozzle Length Inches	Male Thread	Female Thread
94506	6	10/24	10/24
94512	12	10/24	10/24

Nozzle Cluster

Stainless Steel, UNC

9583	Male Thread	Female Thread
93019	10/24	5 x 10/24

Nozzle Swivel Adaptor

Nickel-plated, UNC

9583	Male Thread	Female Thread
95041	10/24	10/24

Nozzle Adaptor

Brass

9583	Male Thread	Female Thread
92519	1/8" NPT	10/24 UNC

Nozzle Plug

Brass, UNC

9583	Male Thread
93505	10/24

Nozzle Removal Tool

Plastic

9583
92100

Nozzle O-Rings

Plastic

9583	Material
10252	Nitrile
93598	Viton

Replacement Spring

For Cleanable Anti-drip Nozzle

9583
92788

Replacement Stemmed Ball

For Cleanable Anti-drip Nozzle

9583
93354

PORTWEST

For **Eye Protection**
...see page **1754**

MISTING SYSTEMS - FILTERS

Filtration is highly recommended for every mist system. Fogco offer a full range of filter cartridges and housing. From their smallest 'hose end' calcium inhibitor filter to the larger 10" filter housing with varying micron cartridges

Fogco's filter range also includes a special phosphate cartridge for the 10" filter housing. This cartridge helps eliminate the adverse effects of calcium and dissolved solids present in the water supply.

For very high flow rates, Fogco offers an increased capacity filtration option that includes a larger housin and a dual stage cartridge. This filter housing include 1" ports for maximum flo .

Water Pretreatment Kit

With Cartridges

9583	Type
93613	Polyphosphate
93614	Scalex

10" Filter Housing

1" Ports, High Flow

9583
92611

10" Blue Slimline Filter Housing

1/2" Ports

9583
92609

10" Dual Filter Cartridge

For 92611

9583	Pre-filter Micron µm	Filter Micron µm	GPM
92612	25	1	30

Filter Cartridges

Particle Removal Filter

9583	Micron µm
92603	1
92608	2

Limescale/Corrosion Inhibiting Filter

9583	Type
93039	Polyphosphate
92613	Scalex

Mounting Bracket

For 92609

9583
95022

Replacement O-Ring

For 92609

9583
95024

MISTING SYSTEMS - CONTROLLERS

FOGCOntroller

The FOGCOntroller is a 2 zone 24V AC microprocessor that accepts input from two separate sensors. The controller has 5 independent programmable relays that can control a series of fans, zone valves, and pumps.

The controller also includes a programmable time delay NC contact that can be used to terminate all output signals from the controller if a defined condition develops with the system.

The humidity settings range from 30% to 99% with a hysteresis range between 1 and 9. The temperature settings range from 70° to 99° with a hysteresis range between 1 and 9.

The standard sensor will have an accuracy of +/- 2% from 10% to 70% humidity. It is recommended that the high humidity sensor be used for applications requiring humidity levels above 70%.

- The controller requires a 50 Watt 24V AC transformer as a power supply.

2 Zone Microprocessor

9583	Weight g	Dimensions cm		
		L	W	H
92910	454	15.2	8.9	5.7

FOGCOntroller II

The FOGCOntroller II is a humidity controller, with an internal humidity sensor that provides automated operation of a fog system. The unit can operate based on its internal sensor or it can be wired to an external sensor for high humidity applications.

The humidity settings range from 10% to 99% with a hysteresis range between 1 and 5. It is recommended to use the external sensor for humidity levels above 50% and our high humidity sensor for humidity levels above 70%.

The FOGCOntroller II is a single zone microprocessor and has two output relays with a programmable delay start and stop.

The internal and external sensors are fully calibrated re-flow humidity sensors with digital output that send binary data over RS485 protocol. The sensor will have an accuracy of +/- 2%.

- The controller requires a 50 Watt 24V AC transformer as a power supply.

Single Zone Microprocessor

9583	Weight g	Dimensions cm		
		L	W	H
94160	182	14	7.6	2.5

Sensor

For High Humidity

9583	Detection Range	Weight g	Dimensions cm		
			L	W	H
92906	0 to 99%	137	10.2	10.2	2.5

Remote Sensor

For Temperature/Humidity

9583	Detection Range	Weight g	Dimensions cm		
			L	W	H
92909	0 to 70%	91	10.2	5.1	2.5

4 Pin Connector

To Suit FOGCOntroller & FOGCOntroller II

9583	Weight g	Dimensions cm		
		L	W	H
92908	10	2.5	2.5	2.5

DIRECT DELIVERY

Direct Delivery to Mainland UK only. All include a 2-3 day delivery charge for Mainland UK.
For Next Day Delivery, please contact our sales office for a quote.

1 Hydraulics 3-284

2 Hydraulic Quick Release Couplings 285-320

3 Pneumatic Quick Release Couplings 321-406

4 Monitor & Test 407-446

5 Pneumatic & Vacuum 447-762

6 Push-in Fittings & Tubing 763-918

7 Valves & Actuation 919-1060

8 Ring Main 1061-1136

9 Hose Tails, Adaptors, Fittings & Manifolds 1137-1224

10 Stainless Steel 1225-1332

11 Malleable Iron 1333-1398

12 Hose, Couplings, Ducting & Hose Reels 1399-1510

13 Clips & Clamps 1511-1558

14 Paint, Sprays & Adhesives 1559-1590

15 Blow Guns, Vacuum & Nozzles 1591-1616

16 Fuelling, Lubrication, Wash Down & Misting 1617-1696

17 Compressors & Air Tools 1697-1726

18 Hand Tools & PPE 1727-1765

SECTION 17

Compressors & Air Tools

17.01 Compressors **1697-1703**

17.02 Air Tools & Accessories **1704-1720**

17.03 Tyre Inflation Equipmen **1721-1726**

SECTION 17 Compressors & Air Tools

17.01 Compressors

1697-1703

- Compressors

17.02 Air Tools & Accessories

1704-1720

- Pneumatic Power Tools
- Pneumatic Spraying Equipment & Accessories
- Spray Guns
- Paint Spray Guns
- Air Tools
- Multi-swivel Air Couplings
- Pneumatic Power Tools & Accessories

17.03 Tyre Inflation Equipmen

1721-1726

- Professional Tyre Inflato
- Tyre Inflation Equipmen

COMPRESSORS

Portable Direct Drive Oil Free - Traditional Series 1.1 to 1.5 kW

SO1/6 HP 1.5 VENTO Piston Compressor

0610	kW/HP	CFM	Bar/PSI
S-A6BB304FPS534	1.1/1.5	6.7	8/115
Tech Sheet 71795			

VENTO OM200/6 SILENCED Piston Compressor

0610	kW/HP	CFM	Bar/PSI
S-A2BB104NUA	1.1/1.5	4.1	8/116
Tech Sheet 71795			

ROLL CAGE OM 195/6 Piston Compressor

0610	kW/HP	CFM	Bar/PSI
S-8213885FPS505	1.1/1.5	7.1	8/116
Tech Sheet 71795			

SO2/24 & 50CM2 Piston Compressor

0610	kW/HP	CFM	Bar/PSI	Capacity Litres
S-A3CC404FPS501	1.5/2	8.1	8/116	24
S-A3DV404FPS536	1.5/2	8.1	8/116	50
Tech Sheet 71795				

Portable Direct Drive Oil Free - 110 Volt Series 1.1 kW

ROLL CAGE OM195/6 - 110 V Piston Compressor

0610	kW/HP	CFM	Bar/PSI
S-8213885FPS566	1.1/1.5	7.1	8/116
Tech Sheet 71795			

OM197/24 TECH - 110V Piston Compressor

0610	kW/HP	CFM	Bar/PSI
S-A8CA3C4FPS567	1.1/1.5	7.1	8/116
Tech Sheet 71795			

Portable Direct Drive Lubricated - Tech Series 1.5 to 1.8 kW

F1-241/24 TECH Piston Compressor

0610	kW/HP	CFM	Bar/PSI
S-6SCA404FPS506	1.5/2	8.5	10/145
Tech Sheet 71795			

F1-260/50 TECH Piston Compressor

0610	kW/HP	CFM	Bar/PSI
S-75DA4G4FPS507	1.8/2.5	9.2	10/145
Tech Sheet 71795			

Portable Direct Drive Lubricated - Traditional Series 1.1 to 2.2 kW

ND2/24 & 50CM2 Piston Compressor

0610	kW/HP	CFM	Bar/PSI	Capacity Litres
S-FCCC404FPS502	1.5/2	7.4	8/116	24
S-FCDC404FPS503	1.5/2	7.4	8/116	50
Tech Sheet 71795				

NDV/50CM3 Piston Compressor

0610	kW/HP	CFM	Bar/PSI
S-SXDL504FPS504	2.2/3	12.6	8/116
Tech Sheet 71795			

Portable Belt Driven Lubricated - Tech Series 1.5 to 2.2 kW

NB2800B/50/2M TECH Piston Compressor

0610	kW/HP	CFM	Bar/PSI
S-28DA404FPS008	1.5/2	9	10/145
Tech Sheet 71795			

N2800B/50/2M TECH 110 Volt Piston Compressor

0610	kW/HP	CFM	Bar/PSI
S-28DA4C4FPS060	1.5/2	9	10/145
Tech Sheet 71795			

COMPRESSORS

Portable Belt Driven Lubricated - Tech Series 1.5 to 2.2 kW

NB2800B/50/3M TECH Piston Compressor

0610	kW/HP	CFM	Bar/PSI
S-28DA504FPS032	2.2/3	12.5	10/145
Tech Sheet 71795			

NB2800B/100/3M TECH Piston Compressor

0610	kW/HP	CFM	Bar/PSI
S-28FA504FPS009	2.2/3	12.5	10/145
Tech Sheet 71795			

N2800B/150/3M TECH Piston Compressor

0610	kW/HP	CFM	Bar/PSI
S-28HA504FPS051	2.2/3	12.5	10/145
Tech Sheet 71795			

FT PRO

For **FRL's** see page **637**

Belt Driven Lubricated - Blue Star Series 1.5 to 7.5 kW

NB28C/50 FM2 230 Volt Piston Compressor

0610	kW/HP	CFM	Bar/PSI
S-28DC404FPS039	1.5/2	9	10/145
Tech Sheet 71795			

NB28C/100 FM3 230 Volt Piston Compressor

0610	kW/HP	CFM	Bar/PSI
S-28FN504FPS040	2.2/3	12.5	10/145
Tech Sheet 71795			

NB38C/150 & 200 FM3 230 Volt Piston Compressors

0610	kW/HP	CFM	Bar/PSI	Capacity Litres
S-36HN504FPS012	2.2/3	13.95	10/145	150
S-36LN504FPS014	2.2/3	13.95	10/145	200
S-36LN684FPS075	3/4	18	10/145	200
Tech Sheet 71795				

NB38C/150 & 200 FT3 400 Volt Piston Compressors

0610	kW/HP	CFM	Bar/PSI	Capacity Litres
S-36HN541FPS013	2.2/3	13.95	10/145	150
S-36LN541FPS015	2.2/3	13.95	10/145	200
Tech Sheet 71795				

NB38/270 TDT Tandem 400 Volt Piston Compressor

0610	kW/HP	CFM	Bar/PSI
S-36NW541FPS037	2 x 2.2/3	27.9	10/145
Tech Sheet 71795			

NB7/200 FT 5 400 Volt Piston Compressor

0610	kW/HP	CFM	Bar/PSI
S-N7LN701FPS044	4/5.5	24	10/145
Tech Sheet 71795			

NB7/270 FT 7 400 Volt Piston Compressor

0610	kW/HP	CFM	Bar/PSI
S-N7NN801FPS018	5.5/7.5	29.7	10/145
Tech Sheet 71795			

NB10/270 FT 10 400 Volt Piston Compressor

0610	kW/HP	CFM	Bar/PSI
S-N1NN905FPS019	7.5/10	38.1	10/145
Tech Sheet 71795			

NB38/270 TD Tandem 230 Volt Piston Compressor

0610	kW/HP	CFM	Bar/PSI
S-36NW505FPS038	2 x 2.2/3	27.9	10/145
Tech Sheet 71795			

COMPRESSORS

Belt Driven Vertical Series

Vertical Series Piston Compressors

0610	Voltage	kW/HP	CFM	Bar/PSI	Capacity Litres
S-36HY504FPS068	230V	2.2 / 3	13.95	10 / 145	150
S-36HY541FPS069	400V	2.2 / 3	13.95	10 / 145	150
S-36HY684FPS074	230V	3/4	18	10 / 145	150
S-N5NY701FPS070	400V	4 / 5.5	22.9	11 / 160	270
Tech Sheet 71795					

Direct Drive Silent Compressors

ROLLCAGE 6L OL244 Silenced Compressor 230 Volt

0610	kW/HP	CFM	Bar/PSI	Capacity Litres	dB(A)
S-B4BA304FPS571	1.1 / 1.5	7.1	8 / 116	6	60
Tech Sheet 71795					

PIONEER 10L OL244 Silenced Compressor 230 Volt

0610	kW/HP	CFM	Bar/PSI	Capacity Litres	dB(A)
S-B4PP304FPS573	1.1 / 1.5	7.1	8 / 116	10	62
Tech Sheet 71795					

OL244/24 TECH SE Silenced Compressor 230 Volt

0610	kW/HP	CFM	Bar/PSI	Capacity Litres	dB(A)
S-B4CA304FPS572	1.1 / 1.5	7.1	8 / 116	24	62
Tech Sheet 71795					

Belt Driven Lubricated Low Noise Series 1.5 to 7.5 kW

Low Noise Portable Fully Enclosed Piston Compressors

0610	Voltage	kW/HP	CFM	Bar/PSI	Capacity Litres
S-28FR404FPS078	230V	1.5 / 2	9	10 / 145	100
S-28FR504FPS079	230V	2.2 / 3	11.6	10 / 145	100
S-28FR541FPS080	400V	2.2 / 3	11.6	10 / 145	100
Tech Sheet 71795					

Low Noise Portable Piston Compressors

0610	Voltage	kW/HP	CFM	Bar/PSI	Capacity Litres
S-36FR504FPS076	230V	2.2 / 3	11.6	10 / 145	100
S-36FR541FPS077	400V	2.2 / 3	11.6	10 / 145	100
Tech Sheet 71795					

Low Noise Receiver Mounted Piston Compressors

0610	Voltage	kW/HP	CFM	Bar/PSI	Capacity Litres
S-N5NT701FPS083	400V	4 / 5.5	22.6	11 / 160	270
S-N7NT801FPS084	400V	5.5 / 7.5	29.7	11 / 160	270
S-N1TT905FPS086	400V	7.5 / 10	43.4	11 / 160	500
Tech Sheet 71795					

Low Noise Free Standing Piston Compressors

0610	Voltage	kW/HP	CFM	Bar/PSI
S-N5AT701FPS081	400V	4 / 5.5	22.6	11 / 160
S-N7AT801FPS082	400V	5.5 / 7.5	29.7	11 / 160
S-N1AT905FPS085	400V	7.5 / 10	43.4	11 / 160
Tech Sheet 71795				

COMPRESSORS

MICRO Fixed Speed Flexonic Belt Driven Screw Compressors 2.2 to 5.5 kW

MICRO Series Receiver Mounted Screw Compressors

0620	Volt	kW/HP	CFM	Bar/PSI
F-V77JT60FNM501	230	2.2/3	10.2	10/145
F-V77JS72FNM701	400	3/4	15.2	8/116
F-V77JQ72FNM701	400	3/4	13.6	10
F-V77JR72FNM701	400	4/5.5	20.5	8/116
F-V77JP72FNM701	400	4/5.5	17.1	10/145
F-V91JW92FNM701	400	5.5/7.5	25.4	8/116
F-V91JO92FNM701	400	5.5/7.5	22.9	10/145
Tech Sheet 71794				

MICRO Series Receiver Mounted c/w Dryer - Screw Compressors

0620	Volt	kW/HP	CFM	Bar/PSI
F-V77JT60FNM601	230	2.2/3	10.2	10/145
F-V77JS72FNM801	400	3/4	15.2	8/116
F-V77JQ72FNM801	400	3/4	13.6	10/145
F-V77JR72FNM801	400	4/5.5	20.5	8/116
F-V77JP72FNM801	400	4/5.5	17.1	10/145
F-V91JW92FNM801	400	5.5/7.5	25.4	8/116
F-V91JO92FNM801	400	5.5/7.5	22.9	10/145
Tech Sheet 71794				

FT PRO

For **Long Life Compressor Oil**
...see page **434**

FINI PLUS Fixed Speed Flexonic Belt Driven Screw Compressors 7.5 to 15 kW

FINI PLUS Series Receiver Mounted Screw Compressors

0620	Capacity Litres	kW/HP	CFM	Bar/PSI
F-V91NG92FNM701	270	7.5/10	44.1	8/116
F-V91NH92FNM701	270	7.5/10	35.3	10/145
F-V91NL92FNM701	270	11/15	58.2	8/116
F-V91NM92FNM701	270	11/15	53	10/145
F-V83NP92FNM701	500	15/20	75.9	8/116
F-V83NQ92FNM701	500	15/20	65.3	10/145
Tech Sheet 71794				

FINI PLUS Series Receiver Mounted c/w Dryer - Screw Compressors

0620	Capacity Litres	kW/HP	CFM	Bar/PSI
F-V91NG92FNM801	270	7.5/10	44.1	8/116
F-V91NH92FNM801	270	7.5/10	35.3	10/145
F-V91NL92FNM801	270	11/15	58.2	8/116
F-V91NM92FNM801	270	11/15	53	10/145
F-V83NP92FNM801	500	15/20	83	8/116
F-V83NQ92FNM801	500	15/20	72.4	10/145
Tech Sheet 71794				

COMPRESSORS

Bambi Compressors

Silent Air Compressor, 9 Litre Tank

0630	Litres per Minute	Pressure Bar	Voltage
BB8	50	8	240/50
Tech Sheet 71793			

Silent Air Compressor, 24 Litre Tank

0630	Litres per Minute	Pressure Bar	Voltage
BB24	50	8	240/50
Tech Sheet 71793			

Silent Air Compressor, 15 Litre Tank

0630	Litres per Minute	Pressure Bar	Voltage
BB15	50	8	240/50
Tech Sheet 71793			

Silent Air Compressor, 50 Litre Tank

0630	Litres per Minute	Pressure Bar	Voltage
BB50D	100	8	240/50
Tech Sheet 71793			

FT PRO

For **Automatic Drain Valves**
…see pages **1024-1025**

Silent Air Wheel Kit (BB24 & BB50)

0630	Description
BPB0157	Wheel Kit suits BB24 & BB50D
Tech Sheet 71793	

AEROPRO

ENGINEERED FOR PROFESSIONALS

FEATURES & BENEFITS

Design: attractive, lightweight and comfortable composite grip handle.

Quality: designed with superior technology, manufactured with precision and high quality to deliver more power and a longer life.

Robust: heat treated components for increased durability, fully hardened planetary gears and reduced friction for extended tool productivity.

Warranty: 12 months manufacturer's warranty.

www.aeropro-eu.com

PNEUMATIC POWER TOOLS

Pneumatic Power Tool Accessories

SAFETY TIPS:

A few tips to increase safety awareness and help avoid accident and injury in the workplace.

(These are not a substitute to the AEROPRO safety/instruction manuals.)

VISUAL INSPECTION PRIOR TO USE

Conduct a visual check of the tool, including hoses and fittings for signs of damage/excess wear or defect parts. Ensure tool is fully oiled.

USE THE CORRECT ACCESSORIES

Always use recommended accessories with **AEROPRO** tools, e.g. never use hand sockets with impact wrenches. Always disconnect air supply prior to changing an accessory.

SAFETY WEAR

Always adhere to workplace safety workwear regulations. In addition when operating equipment always wear goggles and ear plugs as well as gloves, apron, helmet and dust mask when required. When working with materials that may produce harmful airborne particles, use other equipment such as dust extractors to control exposure.

MAINTAIN A SAFE WORKING AREA

Make other people aware of your working area and ensure they are kept at a safe distance. Manage your floor space keeping it free of trip hazards, trailing hoses, etc. Direct exhaust gases away from yourself and others, do not use in explosive atmospheres and always keep away from electrical wiring.

PNEUMATIC POWER TOOLS

AEROPRO
ENGINEERED FOR PROFESSIONALS

Ratchet Wrenches

- Designed with superior technology and manufactured with precision and high quality to deliver more power and a longer life
- Ball bearing mounted air motor produces enough power for most requirements
- Fully hardened planetary gears reduce friction for extended tool productivity
- Comfortable composite grip handle
- Ball socket retainer provides fast and easy socket replacement
- Heat treated components for increased durability
- Lightweight aluminium body
- Compact head design allows flexibility in tight areas
- Forward/reverse lever located behind the ratchet head for quick change of direction
- Side exhaust
- Recommended air pressure: 90 PSI

Model No.	Square Drive	Capacity Bolt Size		Free Speed RPM	Working Torque		Overall Length		Air Inlet	Air Hose (ID)	Average Air Consumption		Net Weight	
		Imp	Met mm		Ft-Lb	N.m	In	mm			cfm	l/min	Lbs	Kgs
AP17411	3/8"	1/2	13	160	50	68	10.8	275	1/4"	3/8"	3	85.5	2.5	1.15

3/8" Square Drive

0373

AP17411-3/8

Tech Sheet 10236

Model No.	Square Drive	Capacity Bolt Size		Free Speed RPM	Working Torque		Overall Length		Air Inlet	Air Hose (ID)	Average Air Consumption		Net Weight	
		Imp	Met mm		Ft-Lb	N.m	In	mm			cfm	l/min	Lbs	Kgs
AP17411	1/2"	1/2"	13	160	50	68	10	254	1/4"	3/8"	2.7	77	2.4	1.1

1/2" Square Drive

0373

AP17411-1/2

Tech Sheet 10236

Air Impact Wrenches

- Twin hammer mechanism has two identical hammers that deliver an instantaneous balanced blow, reducing vibration and transferring more torque to the drive than any other mechanism on the market
- Provides more power and smooth balanced blows
- Screened filter air inlet keeps dirt and debris from damaging the tool
- Rear exhaust
- Recommended air pressure: 90 PSI

Model No.	Square Drive	Capacity Bolt Size		Free Speed RPM	Working Torque		Overall Length		Air Inlet	Air Hose (ID)	Average Air Consumption		Net Weight	
		Imp	Met mm		Ft-Lb	N.m	In	mm			cfm	l/min	Lbs	Kgs
AP7451	1/2"	5/8"	16	7,500	450	610	7.48	190	1/4"	3/8"	6.5	183.9	4.2	1.9

1/2" Square Drive

0373

AP7451

Tech Sheet 10235

Colour may vary.

Model No.	Square Drive	Capacity Bolt Size		Free Speed RPM	Working Torque		Overall Length		Air Inlet	Air Hose (ID)	Average Air Consumption		Net Weight	
		Imp	Met mm		Ft-Lb	N.m	In	mm			cfm	l/min	Lbs	Kgs
AP7460	3/4"	1"	25	7000	1000	1355	8.2	208	3/8	1/2	9.5	269	6.6	3.0

3/4" Square Drive

0373

AP7460

Tech Sheet 10237

Air Impact Wrench Kit

- Twin hammer mechanism has two identical hammers that deliver an instantaneous balanced blow, reducing vibration and transferring more torque to the drive than any other mechanism on the market
- Provides more power and smooth balanced blows
- Screened filter air inlet keeps dirt an debris from damaging the tool
- Rear exhaust
- Recommended air pressure: 90 PSI

Contents:

1 x AP17407 1/2" impact wrench
10 x impact sockets
(9, 10, 11, 13, 14, 17, 19, 22, 24, 27mm)
1 x 5" extension bar
1 x oil pot
1 x hex wrench
1 x mini oiler
1 x nipple
1 x blow moulded case

Model No.	Square Drive	Capacity Bolt Size		Free Speed RPM	Working Torque		Overall Length		Air Inlet	Air Hose (ID)	Average Air Consumption		Net Weight	
		Imp	Met mm		Ft-Lb	N.m	In	mm			cfm	l/min	Lbs	Kgs
AP17407	1/2"	5/8"	16	7,500	450	610	7.30	187.4	1/4"	3/8"	6.5	183.5	4.9	2.26

1/2" Square Drive, 17 Piece Kit

0373
AP17808
Tech Sheet 10238

Air Impact Wrench

- Ergonomic design handle, central gravity for steady control
- Alloy steel strike structure, strong, anti-fatigue, long life and excellent torque/weight ratios
- 45° air inlet design to decrease hose twisting
- Extended drive shaft for easy accessibility to concave restricted access
- Four speed forward and reverse setting

Model No.	Square Drive	Capacity Bolt Size		Free Speed RPM	Working Torque		Overall Length		Air Inlet	Air Hose (ID)	Average Air Consumption		Net Weight		Suggested Air Comp
		Imp	Met mm		Ft-Lb	N.m	Imp	Met mm			cfm	l/min	Lbs	Kgs	
AP7495	1"	2"	50	2800	2500	3480	25.4	644	1/2"	5/8"	43	1225	41.6	18.9	5 HP

1" Square Drive

0373
AP7495
Tech Sheet 20217

FT PRO

You might also need
Air Hose see page **1410**

FT PRO



You might also need
QRC see page **290**

PNEUMATIC POWER TOOLS

AEROPRO
ENGINEERED FOR PROFESSIONALS

Straight Grip Drill

- For applications where a compact and low profile tool is require
- Precision machined gearing ensures maximum power transfer and durability
- Lightweight – helps prevent fatigue during prolonged use
- Ideal for confined space
- Recommended air pressure: 90 PSI

Model No.	Chuck Size	Free Speed RPM	Air Inlet	Air Hose (ID)	Overall Length		Average Air Consumption		Net Weight	
					In	mm	cfm	l/min	Lbs	Kgs
AP17111	3/8"	2,600	1/4"	3/8"	8.8	225	4.0	115	1.87	0.85

3/8" Keyed Chuck

0373

AP17111

Tech Sheet 10239

Pistol Grip Reversible Drill

- Suited to compact low profile applications
- Variable speed throttle for easy starts
- Precision machined gearing ensures maximum power transfer and durability
- Convenient one hand push button (forward/reverse)
- Lightweight – helps avoid fatigue during prolonged use
- Quiet operation with rear exhaust directs air away from workplace
- Ball bearing construction
- Recommended air pressure: 90 PSI

Model No.	Chuck Size	Free Speed RPM	Air Inlet	Air Hose (ID)	Overall Length		Average Air Consumption		Net Weight	
					In	mm	cfm	l/min	Lbs	Kgs
AP17101	3/8"	1,800	1/4"	3/8"	7	180	3.7	104	1.98	0.9

3/8" Keyed Chuck

0373

AP17101

Tech Sheet 10240

Model No.	Chuck Size	Free Speed RPM	Air Inlet	Air Hose (ID)	Overall Length		Average Air Consumption		Net Weight	
					In	mm	cfm	l/min	Lbs	Kgs
AP17107	1/2"	700	1/4"	3/8"	7.68	195	4	115	1.18	1.19

1/2" Keyed Chuck

0373

AP17107

Tech Sheet 10241

Air Impact Hammer

- Ergonomic grip for comfort and stability
- Heat treated impact parts for enhanced durability
- Positive action trigger and built-in air regulator for simple power and speed control
- Screened filter air inlet to keep dirt and debris from damaging the tool
- Standard quick change spring for speed and ease of chisel change
- Front exhaust
- Recommended air pressure: 90 PSI
- 4 piece chisel set included

Model No.	Chisel Shank mm	Blows per min	Air Inlet	Air Hose (ID)	Overall Length		Average Air Consumption		Net Weight	
					In	mm	cfm	l/min	Lbs	Kgs
AP17621	10.2	4,500	1/4"	3/8"	6.10	155	2.8	79.8	2.65	1.2

Heavy-duty

0373

AP17621

Tech Sheet 10242

2 in 1 Air Nailer & Stapler

- Strong and lightweight aluminium die-casting gun body
- Multidirectional exhaust port directs air away from the operator and work surface
- Hardened one piece drive blade for professional application
- Teflon O-ring to protect the piston from wearing
- Tool free depth-of-drive adjustment for exact setting of nail head
- Adjustable knob for either sequential or contact firin
- Designed for Ga18 style nails and staples up to 50mm in length
- Includes nailer, wrenches, oil, operating manual and rugged carrying case

Model No.	Dimensions (mm)	Required Pressure		Max Pressure		Nail Capacity	Weight	
		PSI	Bar	PSI	Bar		lbs	kgs
APSF5040RC	283x256x60	70-110	4.8-7.5	120	8.3	100 Pcs	3.52	1.6

0373

APSF5040RC

Tech Sheet 20219

PORTWEST

For **Eye Glasses**
see page **1754**

Die Grinder

- Lightweight aluminium body
- Safety lever prevents accidental starts
- Rear exhaust
- Can be used with all types of accessories for porting, weld breaking and smoothing sharp edges, as well as deburring, polishing and grinding
- Recommended air pressure: 90 PSI

Model No.	Grinder Cap	Free Speed RPM	Air Inlet	Air Hose (ID)	Average Air Consumption		Net Weight	
					cfm	l/min	Lbs	Kgs
AP17313	1/4"	20,000	1/4"	3/8"	3	86.25	0.70	0.32

Straight, 1/4"

0373
AP17313
Tech Sheet 10243

- Angle head provides easy access into confined space
- Lightweight aluminium body
- Safety lever prevents accidental starts
- Rear exhaust
- Can be used with accessories for porting, weld breaking and smoothing sharp edges, as well as deburring, polishing and grinding
- Recommended air pressure: 90 PSI

Model No.	Grinder Cap	Free Speed RPM	Air Inlet	Air Hose (ID)	Average Air Consumption		Net Weight	
					cfm	l/min	Lbs	Kgs
AP17315	1/4"	20,000	1/4"	3/8"	2.2	62	0.99	0.45

Angled, 1/4"

0373
AP17315
Tech Sheet 10244

Angle Die Grinder Kit

- Angled head provides easy access into confined space
- Lightweight aluminium body
- Safety lever prevents accidental starts
- Rear exhaust
- Can be used with all types of accessories for porting, weld breaking and smoothing sharp edges as well as deburring, polishing and grinding
- Recommended air pressure: 90 PSI

Kit contains:

1 x angle die grinder (AP17315)
2 x hand wrenches
10 x grinding stones
1 x nipple
1 x collet
1 x blow case

Model No.	Grinder Cap	Free Speed RPM	Air Inlet	Air Hose (ID)	Average Air Consumption		Net Weight	
					cfm	l/min	Lbs	Kgs
AP17315	1/4"	20,000	1/4"	3/8"	2.2	62	0.99	0.45

16 Piece Kit

0373
AP17803-A
Tech Sheet 20220

4" Angle Grinder

- Built-in regulator to control speed
- Planetary gearing balances load on bearings and gears for greater power
- Side exhaust
- Recommended air pressure: 90 PSI

Model No.	Sanding Pad		Free Speed RPM	Air Inlet	Air Hose (ID)	Average Air Consumption		Net Weight	
	In	mm				cfm	l/min	Lbs	Kgs
AP7319	4"	100	10,000	1/4"	3/8"	5	140	2.86	1.3

Heavy-duty

0373
AP7319
Tech Sheet 10245

Basic Air Tool Kit

Kit contains:

- Paint spray gun
- Blow gun
- Tyre inflation gun
- Wash gun
- 5mm recoil air hose

5 Piece Set

0373
AP8031K5G
Tech Sheet 20753

PORTWEST

For **Impact Gloves** see page **1758**

PNEUMATIC POWER TOOLS

AEROPRO
ENGINEERED FOR PROFESSIONALS

1/2" Impact Socket Set

- Contains hexagon sizes: 3/8", 7/16", 1/2", 9/16", 5/8", 11/16", 3/4", 13/16", 7/8", 15/16" and 1"
- Hardened steel for robust use
- Steel case for safe storage

Imperial, 11 Piece Set

0373
AP7007

7" Chisel Kit

Kit contains:

- Flat chisel
- Tapered punch chisel
- V chisel
- Claw chisel

4 Piece Kit, suitable for AP17621

0373
AP7002-7

Replacement Keyless Chuck

3/8" & 1/2"

0373	To Suit
APKLC38	3/8"
APKLC12	1/2"

Chisel Spring Retainer

To suit AP17621.

Replacement Spring

0373
AP7001

Airline Oil

High quality mineral oil with excellent lubricating properties for machine and power tools.

Due to restrictions imposed by the Transport of Dangerous Goods Act, this product is available for delivery to **MAINLAND UK ONLY**.
For further information please contact our customer service department.

Airline Lubricant

0088	Litres
2020-6009	5
	Tech Sheet 1224

Universal Tool Oil

0088	Volume Millilitres
H0076	100
H0077	220

Industrial Airless Paint Sprayer

- PC control system can show the working condition of the machine clearly
- Ergonomic design makes it easy to transport
- Long performance motor designed for industrial use

Includes:
1 x AP818C (airless spray gun)
1 x AP8648-15M (15m high pressure paint spraying hose assembly)

Model No.	Voltage	Motor Size	Max Pressure	Standard Nozzle	Discharge Connection	Flow rate L/min	Nett Weight Kg
AP488	220V/50Hz	1.2HP	230 bar	0.017"	1/4"	2.1	16.5

Brushless Motor

0373
AP488
Tech Sheet 20222

PORTWEST

For **Engineers Gloves**
see page **1760**

Airless Spray Gun

- In-handle paint filter reduces tip clogs and improves finis
- Well balanced and lightweight
- Full trigger (four-finger) locks open for flushing and cleanin
- Ergonomic design and easy trigger pivot to reduce operator fatigue

Model No.	Nozzle Size (AP517)		Pattern Width mm	Paint Capacity mm	Type of Feed	Working Pressure (bar)	Paint Inlet Connection	
	Fan Width	Orifice Size					In	Npsm
AP818C	0.017	0.517	254-305	300	Pressure	248	1/4"	18

Four-finger Trigger

0373
AP818C
Tech Sheet 20223

Interchangeable with Titan Graco sprayer.

Airless Spray Gun Switch Tips

0373	Orifice mm	Fan Width
AP313	0.33	152-203
AP415	0.38	203-254
AP515	0.38	254-305
Tech Sheet 20224		

Extension Nozzles

0373	Length mm
AP8641-1	450
AP8641-4	1000

PNEUMATIC SPRAYING EQUIPMENT & ACCESSORIES

AEROPRO
ENGINEERED FOR PROFESSIONALS

Air Powered Diaphragm Pumps

Widely used in paint spraying, chemical, ceramics, biotechnology, medical and food industries.

Model No.	Air Inlet	Paint Inlet	Paint Outlet	Capacity (ml)	Weight (Kg)	Operating Pressure (bar)	Air Consumption (m^3/h)	Flow Rate (Lph)	Pressure Ratio
APA-15	1/4"	3/8"	1/4"	400	7	2-7	10	1080	1:1

0373

APA-15

Tech Sheet 20227

- Diaphragm life up to 18 million cycles
- Patented commutator construction
- 100% transmission efficienc
- Available for 4-6 spray guns simultaneously
- Suitable for conveyance fluid and paint spraying
- Unique air circulation structure which provides stall-free life cycle

Model No.	Air Inlet	Paint Inlet	Paint Outlet	Capacity (ml)	Weight (Kg)	Operating Pressure (bar)	Air Consumption (m^3/h)	Flow Rate (Lph)	Pressure Ratio
APA-25	1/4"	3/4"	3/4"	–	4.5	2-7	40	3060	1:1

0373

APA-25

Tech Sheet 20228

Paint Mixing Tanks

- Used for premixed paint, excellent for larger spray areas
- Compact portable design quick release catches for paint tank
- 3m twin hose set permits easy movement
- Fluid pressure regulator included for accurate setting
- Includes pressure spray gun with 2mm nozzle

Model No.	Capacity (L)	Operating Pressure		Paint Outlet	Mixing Type
		psi	bar		
APR8312	10	20-30	1.4-2.1	1/4"	-

10L Paint Tank with Hose & Spray Gun

0373

APR8312

Tech Sheet 20543

PORTWEST

For **Respiratory Protection** see page **1755**

PNEUMATIC SPRAYING EQUIPMENT & ACCESSORIES

AEROPRO
ENGINEERED FOR PROFESSIONALS

HVLP

High volume, low pressure (HVLP) spray guns are designed similar to conventional spray guns, the only difference being that unlike conventional spray guns, which operate under high pressure, HVLP spray guns operate at a much lower pressure.

- Offers a more accurate way of spray painting, with less chance of overspray
- Produces a more thick and consistent quality of paint finis
- Less pollution compared to conventional spray guns
- Consumes less materials down to minimising overspray

LVLP

Low volume, low pressure (LVLP) spray guns are designed to work similar to the HVLP guns but to consume less air than the HVLP and used mainly in more intricate spraying on smaller areas. Used in auto painting and spraying of furniture, etc.

- More intricate spraying
- Low volume of air is utilised to finely atomize paint creating a very smooth fini
- Increased prevention of overspray and material wastage

Spray Guns

- Stainless steel needle and nozzle to accommodate a variety of coatings
- Brass air cap and adjustable knob
- Includes adjustable fluid, pattern and air control
- Designed to provide equal atomisation and particle size for all kinds of surface painting
- Lightweight, ergonomic design and easy trigger pivot to reduce operator fatigue

Model No.	Type of Feed	Paint Capacity (cc)	Operating Pressure (Bar)	Patern Width (mm)	Air Consumption (cfm)	Standard Nozzle (mm)
APH827A	Gravity	600	2.0-3.5	180-250	4.2-7.1	1.4

HVLP, Gravity Feed

0373
APH827A
Tech Sheet 20575

Model No.	Type of Feed	Paint Capacity (cc)	Operating Pressure (Bar)	Patern Width (mm)	Air Consumption (cfm)	Standard Nozzle (mm)
APR500	Gravity	600	2.0-3.5	180-250	3.0-3.9	1.5

LVLP, Gravity Feed

0373
APR500
Tech Sheet 20577

Model No.	Type of Feed	Paint Capacity (cc)	Operating Pressure (Bar)	Patern Width (mm)	Air Consumption (cfm)	Standard Nozzle (mm)
APR71	Pressure	-	3.0-4.0	180-250	3.5-6.4	1.5

Gravity Feed

0373
APR71
Tech Sheet 20577

Model No.	Type of Feed	Paint Capacity (cc)	Operating Pressure (Bar)	Patern Width (mm)	Air Consumption (cfm)	Standard Nozzle (mm)
APAS1005	Suction	1000	2.0-3.5	180-250	4.2-7.1	1.4

HVLP, Suction Feed

0373
APAS1005
Tech Sheet 20576

Model No.	Type of Feed	Paint Capacity (cc)	Operating Pressure (Bar)	Patern Width (mm)	Air Consumption (cfm)	Standard Nozzle (mm)
APR200S	Suction	1000	2.0-3.5	180-250	3.0-3.9	1.5

LVLP, Suction Feed

0373
APR200S
Tech Sheet 20578

Model No.	Type of Feed	Paint Capacity (cc)	Operating Pressure (Bar)	Patern Width (mm)	Air Consumption (cfm)	Standard Nozzle (mm)
AP100B	Suction	600	3.0-4.0	180-250	4.2-6.4	1.5

Detailing, Suction Feed

0373
AP100B
Tech Sheet 20580

Nozzles

0373	To Suit	Ø mm
APH827-N1.4	APH827A	1.4
APH827-N1.7	APH827A	1.7
APAS1005-N1.4	APAS1005	1.4
APAS1005-N1.7	APAS1005	1.7
APR500R200S-N1.5	APR500 & APR200S	1.5
APR71-N1.7	APR71	1.7

Nozzle Size (mm)	Application
1.3	Clearcoats
1.4 to 1.7	Basecoats
2.0 to 2.2	Primers

SPRAY GUNS

High Pressure Spray Gun

- High pressure spray gun
- Dual action trigger
- Adjustable spray pattern
- External mix nozzle
- 1/4" bayonet quick connect.

0088
TOOL-763556

Expert Gravity Feed Spray Gun

- High performance, well balanced, spray gun
- For use in automotive spraying
- Separate flow and pattern controls
- 125ml nylon cup
- 1.2mm nozzle
- 1/4" bayonet quick connect

0088
TOOL-580420

Suction Feed Spray Gun

- Suction feed spray gun
- Dual action trigger
- Adjustable spray pattern
- External 1.5mm mix nozzle
- 750cc capacity
- 1/4" bayonet quick connect

0088
TOOL-196536

Gravity Feed Spray Gun

- Gravity feed spray gun
- Separate flow and pattern controls
- Dual action trigger control
- 1.5mm nozzle
- 500ml nylon cup
- 1/4" bayonet quick connect

0088
TOOL-783124

PAINT SPRAY GUNS

HVLP Spray Guns

PCL's HVLP suction spray gun utilises a precision engineered brass air cap, stainless steel fluid nozzle and needle which provide a premium quality paint finish. This newly developed 'compliant' spray gun offers the user high transfer efficiency, lower material consumption and is environmentally friendly.

- Suitable for water based paints
- 1.7mm fluid nozzle
- 1 litre aluminium cup

Maximum Working Pressure:
50lbf/in²

Suction Spray Gun

7000
SG01P

PCL's HVLP gravity spray gun utilises a precision engineered brass air cap, stainless steel fluid nozzle and needle which provide a premium quality paint finish. This newly developed 'compliant' spray gun offers the user high transfer efficiency, lower material consumption and is environmentally friendly.

- Suitable for water based paints
- 1.4mm fluid nozzle
- 0.6 litre plastic cup

Maximum Working Pressure:
50lbf/in²

Gravity Spray Gun

7000
SG02P

Lite Air Tools

Key Product Benefits:

- Ergonomic design for comfort
- Lightweight materials
- Ready for immediate use
- Comes complete with cleaning brush and hose tail piece

Key Product Features:

- Tank capacity: 750cc
- Operating pressure: 3 to 4 bar
- Air consumption: 4.2 to7.1 cfm
- Nozzle size: 1.5mm
- Pattern width: 140 to 180mm
- Body and canister material: aluminium

Lite Suction Spray Gun

7000
SG01L
Tech Sheet 2172

Key Product Benefits:

- Tank capacity: 600cc
- Operating pressure: 3 to 4 bar
- Air consumption: 4.2 to 7.1 cfm
- Nozzle size: 1.5mm
- Pattern width: 120 to 250mm
- Body and canister material: aluminium and plastic

Lite Gravity Spray Gun

7000
SG02L
Tech Sheet 2173

ambersil

For **Ambersil Cleaning & Lubrication**
see pages **1571-1575**

AIR TOOLS

Impact Wrenches

1/2" Super Duty

Features:
- DYNA-PACT oil bath clutch
- One handed push button forward/reverse with four positive power settings
- Full power in reverse
- Compact and ergonomic with rubber handle
- 425ft-lbs (576Nm) of maximum torque in reverse

Benefits:
- Clutch delivers smooth operation and extreme durability
- Versatile and powerful tool ideal for all general repairs and maintenance applications

0219
CP734H
Tech Sheet 3071

3/8" Compact

Features:
- Steel front cover and aluminium body
- One hand operation forward/reverse by either left or right handed users
- Easily adjustable for either right or left handed operation
- Three setting positions
- Length: 4.4" (112mm)
- Jumbo hammer

Benefits:
- Best power to weight ratio: 306ft-lbs (415Nm)
- Ultra compact
- Easy to use
- Durable

0219
CP7731
Tech Sheet 60195

1/2" Composite

Durable and Powerful:
- Maximum torque: 1,250Nm in reverse
- Working torque: 102-786Nm
- Includes rechargeable torch

Features:
- 922ft-lbs (1,250Nm) of maximum torque in reverse
- Durable aluminium back housing
- Insulated and comfortable grip with rubber-injected composite housing
- Universal and durable twin hammer mechanism

Benefits:
- Maximise work efficienc with great power
- Most powerful 1/2" impact wrench in the range
- Extremely fast run down for quick work
- Reduced operator fatigue

0219
CP7748
Tech Sheet 60251

3/4" Super Duty

Features:
- 3/4" impact wrench with ring retainer
- DYNA-PACT oil bath clutch
- Single handed reverse button with four power settings
- Comfortable handle grip

Benefits:
- General maintenance
- Smooth operation with DYNA-PACT clutch
- Comfortable use with low noise and vibration levels
- Good durability

0219
CP772H
Tech Sheet 60253

1/2" Compact

Features:
- Steel front cover and aluminium body
- One hand operation forward/reverse by either left or right handed users
- Three setting positions
- Length: 4.4" (112mm)
- Jumbo hammer

Benefits:
- Best power to weight ratio: 450ft-lbs (610Nm)
- Ultra compact
- Easy to use
- Durable

0219
CP7732
Tech Sheet 60252

1" Heavy-duty

Features:
- 1" straight impact wrench with 6" extended anvil
- 1,920ft-lbs (2,600Nm) of maximum torque in reverse
- Pinless, closed, reinforced rocking dog impact mechanism
- Dual socket retention, hole and friction ring
- Ergonomic side handle
- Full teasing trigger
- Regulator with integrated forward/reverse, with three position power settings in both directions

Benefits:
- Highly efficient yet economical motor with durable reinforced clutch mechanism
- Durable impact wrench with great power for the toughest jobs on heavy vehicles

0219
CP7782-6
Tech Sheet 60196

AIR TOOLS

Drills

Features:
- Compact low profile head to get in to confined space
- Reverse valve for easy directional change
- High performance gearing for extended durability

Benefits:
- Compact angle head drill
- Operator control from start up through run down
- Ideal for drilling and screw driving in confined area

3/8" Angle Drill

0219
CP879
Tech Sheet 3074

Features:
- Fast and efficient at 2,900rpm
- Industrial quality Jacob's chuck
- Ergonomic grip

Benefits:
- Productivity and durability
- Maximise operator comfort
- Power suitable for many applications

3/8" Pistol Drill, Heavy-duty

0219
CP9285
Tech Sheet 3076

Ratchet

Features:
- 1/2" ratchet
- Compact head design
- Hardened gears

Benefits:
- Good durability
- Easy grip reverse for simple directional changes

1/2" Ratchet

0219
CP886H
Tech Sheet 60202

Riveters

Features:
- Compact size and composite body
- 3/16" maximum capacity
- Heavy pulling: up to 1,900lbs (865kg)
- Low vibration and low noise level
- Includes: 3/32", 1/8", 5/32" and 3/16" (2.4, 3.2, 4 and 4.8mm) nose pieces

Benefits:
- Broad applications coverage
- Durable, reliable and easy to service
- Maximise operator comfort

3/16" Riveter, Heavy-duty

0219
CP9883
Tech Sheet 3092

Features:
- Air riveter for general maintenance
- Compact size
- 3/16" maximum capacity
- For rivets in aluminium, copper and softer materials
- Heavy pulling: up to 2,200lbs (1,000kg)
- Transparent container with holes for quick release of rivet ends
- Includes nose pieces for rivets: 3/32", 1/8", 5/32" and 3/16" (2.4, 3.2, 4 and 4.8mm)

Benefits:
- Simple construction for easy maintenance
- Great for trailer panels, number plates, and any type of panels maintenance

General Purpose Riveter

0219
CP9882
Tech Sheet 60205

Grinders

Features:
- Keyless adjustable protective guard
- Aluminium alloy housing
- Helical bevel gear design
- 5" (125mm) wheel capacity
- M14 spindle thread
- 0.8hp (600W) governed motor
- Ergonomic side handle

Benefits:
- Suitable for general maintenance applications
- Lightweight but rugged housing
- Durability and performance

5" Angle Grinder

0219
CP9121AR
Tech Sheet 60204

Features:
- 3mm and 1/8" collets included
- Very low noise level – only 71dB(A)
- Good power/size ratio with 60,000rpm high free speed

Benefits:
- Extremely easy to handle, quiet and lightweight
- Ideal for tight access application

Compact Pencil Grinder

0219
CP9104Q
Tech Sheet 3084

Features:
- Powerful 0.8hp (600W) motor
- Adjustable protective guard and aluminium alloy housing
- Spiral bevel gears
- Ergonomic side handle

Benefits:
- Excellent for weld preparation and smoothing, rust removal, deburring and blending of steel, cast iron and aluminium
- Lightweight but rugged housing
- Durability and performance

4" Angle Grinder, Heavy-duty

0219
CP9120CR
Tech Sheet 3089

Features:
- Efficient and powerful 0.32hp (240W) motor
- Low noise level: 80dB(A)
- Easy access speed regulator
- Compact and ergonomic grip
- Rear exhaust
- 1/4" and 6mm collets included

Benefits:
- Maximised operator comfort
- Performance and power
- Increased precision for best operator control
- Ideal for confined access applications

Compact In-line Die Grinder

0219
CP9105QB
Tech Sheet 3086

AIR TOOLS

Chicago Pneumatic

Sanders

Features:
- PSA sanding pad
- Insulated grip and lock-off throttle to prevent accidental start-ups
- Power regulator for precise control

Benefits:
- Excellent for blending and smoothing fille , feather edging and pre-paint preparation
- Operator comfort

Dual Action Sander

0219
CP870
Tech Sheet 3081

Features:
- Quick change belt replacement
- Adjustable sanding arm
- Handle exhaust and swivel air inlet
- Rubber moulded grip

Benefits:
- Excellent for paint removal, weld sanding, smoothing and rust removal in tight areas
- Operator comfort

Belt Sander

0219
CP9779
Tech Sheet 3083

High Speed Cutter

Features:
- Wheel diameter 2.7/8"
- Adjustable speed regulator
- Safety lever to prevent accidental start up
- Rear exhaust

Benefits:
- Ideal for cutting through composite, sheet metal, bolts, etc.
- Precise and safe control

High Speed Cutter, Standard Duty

0219
CP874
Tech Sheet 3095

Hammer Kit

Features:
- Heavy-duty pistol grip hammer
- Standard .401 round shank
- Internal muffle minimises exhaust sound
- Unique vibration damping
- Teasing trigger for slow start-up

Benefits:
- Maximise operator comfort and control
- Smooth operation
- Low vibrations to maximise productivity

Kit Includes:
- Four chisels
- One posi-lock retainer
- Heavy-duty case

Hammer Kit, Heavy-duty

0219
CP7110 KIT
Tech Sheet 60207

FT PRO®



For **BE Couplings** see pages **325-328**

Swivel Connector

The MultiFlex swivel is an ingenious multidirectional connector. Connect your tool and the hose will stay in the ideal position however much you and the tool move around. The MultiFlex bends and rotates 360° in all directions while the hose stays straight. It takes the effort out of working in those cramped spaces, the hose feels almost weightless and it reduces hose wear.

Features and Benefits

- Improved ergonomics; less strength is needed to move around tool and hose
- Reduced hose wear
- High flow capacity and low pressure drop
- Strong and durable for long lifetime

Working Temperature:
-10°C to +70°C

Maximum Working Pressure:
10 bar

BSPP

0454	Thread
MFCB-02	1/8"
MFCB-04	1/4"
MFCB-06	3/8"
MFCB-08	1/2"
Tech Sheet 20443	

NPT

0454	Thread
MFCN-02	1/8"
MFCN-04	1/4"
MFCN-06	3/8"
MFCN-08	1/2"
Tech Sheet 20443	

For **Hose Reels**
see pages **1448-1453**

PNEUMATIC POWER TOOLS & ACCESSORIES

Blind Riveter 3/16" Capacity

Features:

- Maximum rivet capacity: 3/16"
- Air pressure: 90 PSI
- Tool length and height: 271mm x 255mm
- Tool weight: 1.75kg
- Air inlet: 1/4" BSPP female
- Air consumption: 4.2 cfm
- Sound pressure: 73 dB (A)
- Sound power: 65 dB (A)
- Vibration level: 0.7 m/s²

0088
2017-0460

Paint Spray Guns

Code	Flow	Bowl Capacity	Inlet	Hose ID
W-97	Suction	1000cc	1/4"	3/8"

	Average Air Consumption		Working Pressure cc		
Code	CFM	Litres/min	psi	kg/cm²	Nozzle mm
W-97	10	280	50-70	3.5-5.0	1.5

High Pressure Spray Gun

0088	Type
W-97	Gun & Bowl
Tech Sheet 20434	

Tool Balancers

Plastic coated steel wire.

0088	Kg	Length Metres
2021-0209	0.6-1.5	1.6
2021-0217	1-2	1.6
2021-0225	1.5-3	1.5
2021-2030	3-5	0.9
Tech Sheet 20433		

A complete range of balancers, capabilities from 0.4 to 14Kg, available stroke up to 2.5m. To eliminate labour, to cut down idle times, to improve work quality, to reduce hose and cable wear and to avoid both damage to people and tools. For either bench or assembly line jobs, applications ranging from small tools to industrial guns and multiple screwdrivers.

Features:

- Stainless steel cable
- Auxiliary safety suspension
- Adjustable stroke-limiting device
- Adjustable capacity
- Polyamide thimble
- Rugged construction, cast aluminium body
- (Models 2-3) safety device against load dropping due to spring breakage (>3kg)
- Cable guide in anti-friction material



Redashe

For Tools & Weights from 0.4 to 14Kg

0122	Kg	Length Metres
M9311	0.4-1	1.6
M9312	1-2	1.6
M9313	2-3	1.6
M9320	1-2.5	2
M9321	2-4	2
M9322	4-6	2
M9323	6-8	2
M9336	2-4	2.5
M9337	4-6	2.5
M9338	6-8	2.5
M9339	8-10	2.5
M9340	10-14	2.5

ambersil

For **Paint Marker Pens** see page **1582**

Professional Tyre Inflator

Features:

- Body: zinc alloy and aluminium, 1/4" female
- Hose: 1/4" x 33cm rubber hose with spring guard
- Chuck: 1/4" female x 6" long with PVC protector
- Chuck material: brass and zinc alloy
- Vibration resistant

Pressure Range:
0-1050 kPa
0-150 PSI, 0-10 kg/cm^2

0088
IG400
Tech Sheet 1948

Tyre Inflators

In-line

1305
TG-4

Trigger

1305
TG-3

TYRE INFLATION EQUIPMENT

JAMEC PEM
COUPLE UP WITH THE RIGHT CONNECTION

Jamec Auto 1000 Automatic Tyre Inflato

1470	Connector Style
11.0612OS2	Single Clip-on

Jamec TDR2000 Tyre Inflato , 500mm/20" Hose

1470	Similar To	Connector Style	Calibration
10.2000OS	AFG4H03	Angled Twin Hold-on	0-138 PSI/ 0-960 kPa

Jamec TDR2000 Tyre Inflato , 2.7 Metres/9' Hose

1470	Similar To	Connector Style	Calibration
10.2000OS4	AFG4H03	Single Clip-on	0-138 PSI/ 0-960 kPa

Jamec TDR Digital Tyre Inflator Twin Clip-on Connector, 2.7 Metres Hose

1470	Connector Style	Calibration
10.3012OS2	Angled Twin Clip-on	+/- 2 PSI at 25 - 75 PSI

Jamec Single Clip-on Connector, Open End

1470	Similar To	Connection	Thread
03.0447OS	CO8T73	Single Clip-on	1/4" BSPF

Jamec Twin Hold-on Connector, Open End

1470	Similar To	Connector Style	Thread
03.0465OS	CO1A03	Angled Twin Connector	1/4" BSPF

Jamec Twin Hold-on Connector, Closed End

1470	Similar To	Connector Style	Thread
03.0472OS	CO1B03	Angled Twin Connector	1/4" BSPF

Jamec Twin Clip-on Connector, Open End

1470	Valve Connection Type	Style
03.0435NSOS	Twin Clip-on	Open Ends

Jamec Twin Clip-on Connector, Closed End

1470	Valve Connection Type	Style
03.0435NOS	Twin Clip-on	Closed Ends

TYRE INFLATION EQUIPMENT

Car Tyre Inflator

Maximum Working Pressure:
12 bar

With Clamping Nipple, 1/4" BSPP Inlet

1307	Gauge Ø mm
150120-134	63
150130-134	80
Tech Sheet 20437	

Maximum Working Pressure:
12 bar

With Twin Connector, 1/4" BSPP Inlet

1307	Gauge Ø mm
150123-134	63
150131-134	80
Tech Sheet 20437	

QT Connector for airtight connection

- New cars are fitted with TPMS valves, which requires precise air pressure in the tyre and here the QT Connector is the right solution. It is light and simple to connect and is completely airtight even at 9 bar.
- QT Connector has been tested for over 100,000 activations and is still completely airtight and fully functional.
- You can easily and simply connect the QT Connector to the valve with one push. Pull back the locking ring to release it again.

Tyre Inflator with QT Connecto

1307	Gauge Ø mm
151120-134	63

Precise - Air Boy® eXact

The high measuring accuracy - 0.01 bar combined with the airtight QT-Connector makes the Air Boy® eXact the perfect choice for inflating tyres with TMPS valves.

Durable - Air Boy® eXact

The electronics are protected from impact and the strong construction withstands a free fall from even 2 metres on a concrete floo . Thoroughly tested and approved by Force Technology. Significantly better than the stringent DS/EN 12645:2014 standard for inflating guns. IP65 Approved.

Ergonomic - Air Boy® eXact

The display is easy to read with large numbers and backlighting. Optimal in both left and right hand. Easy to hang from your belt with the inbuilt "eye".

Calibrated - Air Boy® eXact

All guns are individually tested and come together with a calibration certificate. The Air Bo ® eXact measures tyre pressures in the range of 0.2 to 10 bar with a resolution of 0.01 bar.

Air Boy® eXact Digital Inflating Gun with QT Connecto , 1/4"

1307	Gauge
156100-134	Digital

The QT connector is extremely airtight when connected. No air is leaking from the QT connector - even at 9 bar/130 PSI. A tight connection is a must for an accurate pressure reading and with TPMS sensors on all new cars an accurate measurement is more important than ever.

Working Temperature:
-20°C to +60°C

Maximum Working Pressure:
16 bar, 232 PSI

QT Connector

1307	Connection
116002	Internal 1/4"
116021	3/16" (5.5mm) Hose
116022	1/4" (6.5mm) Hose

TYRE INFLATION EQUIPMENT

PCL's handheld tyre inflation products are recognised internationally as the brand to bu , due to their reputation for speed, safety and ease of use and readability.

AIRFORCE MK4 Air Line Gauges (Open End)

A new and improved version of the highly regarded MK3 tyre inflato .

- Open-end: unvalved (air straight through)
- Hold-on: hold onto valve to inflat
- Clip-on: clip slides down to hold on to valve to inflat
- Supplied with a certificate of calibratio

MK4

Inflation pressures up to 138 PSI / 9.6 bar

7001	Hose Length	Connector
AFG4H03	0.53m (21")	Twin Hold-on Connector
AFG4H04	0.53m (21")	Single Clip-on Connector
	Tech Sheet 60250	

MK4 Tyre Shop

Inflation pressures up to 138 PSI / 9.6 bar

7001	Hose Length	Connector
AFG4H05	1.8m (6ft)	Twin Clip-on Connector
AFG4H06	2.7m (9ft)	Twin Clip-on Connector
AFG4H061	2.7m (9ft)	Single Clip-on Connector
	Tech Sheet 60250	

Forecourt

Inflation pressures up to 138 PSI / 9.6 bar

7001	Hose Length	Connector
AFG4H031	0.36m (14")	Short Stem Twin Hold-on

Truck

Inflation pressures up to 174 PSI / 12 bar

7001	Hose Length	Connector
AFG5H36	3.6m (12ft)	Twin Clip-on
	Tech Sheet 60250	

High Pressure

Inflation pressures up to 300 PSI / 21 bar

7001	Hose Length	Connector
AFG6H04	1.8m (6ft)	Single Clip-on

ACCURA MK4 Digital Tyre Inflato

The ACCURA MK4 tyre inflator marries the ruggedness of a metal analogue inflator wit the lightness, accuracy and ease of use of a digital gauge.

Features:

- Extremely robust aluminium body with protective rubber bumper
- Permanently backlit in use, auto off after 25 seconds no-use (easy to read in dark workshops or at night)
- Three units of calibration toggle as standard (PSI, bar and kPa)
- The lightest digital inflator on the marke
- Higher pressure range for multiple applications
- Individually tested and certified against national approved gauge

Inflation pressures up to 250 PSI / 17.2 bar / 1723 kPa

7001	Connection	Hose Length
DAC403	Twin Hold-on	0.53m (21")
DAC404	Single Clip-on	0.53m (21")
DAC405	Twin Clip-on	1.8m (6ft)
DAC406	Twin Clip-on	2.7m (9ft)
DAC4061	Single Clip-on	2.7m (9ft)
DAC436	Twin Clip-on	3.6m (12ft)

Analogue AirForce II Handheld Tyre Inflato

Featuring a user-friendly dial display for fast, trouble-free tyre inflation, the AirForce II, with its high performance mechanical dial, boasts industry-standard EC Directive BS EN12645:2014 approvals and certifications for accurac , reliability and robustness.

Inflation pressures up to 170 PSI / 12 bar

7001	Hose Length	Connector
AFG1H08	1.8m (6ft)	Euro Clip-on
AFG1H03	0.53m (21")	Twin Hold-on

Digital ACCURA 1 Handheld Tyre Inflato

PCL's ACCURA 1 broke the mould for handheld units, merging ease of use and readability with rapid, safe and cost-effective tyre inflation

Inflation pressures up to 174 PSI / 12 bar

7001	Hose Length	Connector	Calibration
DAC1C08	1.8m (6ft)	Euro Clip-on	0-12 bar
DAC1A06	2.7m (9ft)	Twin Clip-on	0-174 PSI
DAC1A03	0.53m (21")	Twin Hold-on	0-174 PSI

Alloy Tyre Inflato

This general purpose tyre inflato , with its durable, alloy body and rubber protected gauge, is ideal for lower volume and non-commercial applications.

7001	Hose Length	Connector
ADTG4	0.85m	Euro Clip-on

TYRE INFLATION EQUIPMENT

Tyre Valve Connectors

- Open end: unvalved (air straight through)
- Closed end: valved (operates when valve opens tyre valve)
- Hold-on: hold onto valve to inflat
- Clip-on: clip slides down to hold onto valve to inflat

7001	Description
CO1A03	Twin Hold-on Connector (Open End)
CO1B03	Twin Hold-on Connector (Closed End)
CO3A03	Twin Clip-on Connector (Open End)
CO3B03	Twin Clip-on Connector (Closed End)
CO8E72	Euro Style Single Clip-on Connector (Open End) for 4.75mm (3/16") Bore Hose

Straight, Single Clip-on Air Connectors

Features and Benefits

- Once the new PCL Air Connector is on, it stays on - no air leakage
- Simple but effective thumb push button - quickly releases the tyre valve, reducing non-value added time
- 360° swivel motion
- Simply turn clockwise to achieve even more grip
- Open end connector
- Suitable for use in tyre shops

Hose Tailpiece **Inlet**

7001	Thread Size
CH2K01	7.9mm, 5/16" Bore Hose
CH2H01	6.35mm, 1/4" Bore Hose
CH2A01	1/4" BSPP Inlet

Angled, Single Clip-on Air Connectors

Hose Tailpiece **Inlet**

7001	Thread Size
CH4K01	7.9mm, 5/16" Bore Hose
CH4H01	6.35mm, 1/4" Bore Hose
CH4A01	1/4" BSPP Inlet

Tyre Pressure Gauges

Includes integral pocket clip and removable protective cap.

- Complies to BS EN12645:2014
- Accuracy +/- 2 PSI

Pocket Service Type, Dual Calibrated

7001	Calibration	Resolution
TPG4H01	10-120 PSI / 0.8-8.2 bar	2 PSI / 0.2 bar

Includes integral pocket clip and removable protective cap.

- Complies to BS EN12645:2014
- Accuracy +/- 2 PSI

Pocket Type, Angled Head, Dual Calibrated

7001	Calibration	Resolution
TPG3H07	10-120 PSI / 0.8-8.2 bar	2 PSI / 0.2 bar
TPG1H07	6-50 PSI / 0.5-3.4 bar	1 PSI / 0.1 bar

Tread Depth Gauge

PCL's "Made in Sheffield" yre Tread Depth Gauge is manufactured to stringent quality standards and is DVSA (previously VOSA) MOT centre approved.

7001	Description
TDG16C05	1.6mm Marking

PCL Dial Type Tyre Gauge

Designed for simplicity and convenience of use, the dial type "TyreCheck" pressure gauge is the professional's choice of dial pressure gauge for fast, clear and accurate readings.

7001	Description
DPG1H08	0-170 PSI & 0-12 bar, Euro Clip-on Connector

Transair: Modular Pipe Systems

- Lower pressure drop
- Air quality class 1-1-1
- Safest connection technologies
- Labour and installation time reduced
- Services to support your project

Parker

ENGINEERING YOUR SUCCESS.

1 Hydraulics 3-284

2 Hydraulic Quick Release Couplings 285-320

3 Pneumatic Quick Release Couplings 321-406

4 Monitor & Test 407-446

5 Pneumatic & Vacuum 447-762

6 Push-in Fittings & Tubing 763-918

7 Valves & Actuation 919-1060

8 Ring Main 1061-1136

9 Hose Tails, Adaptors, Fittings & Manifolds 1137-1224

10 Stainless Steel 1225-1332

11 Malleable Iron 1333-1398

12 Hose, Couplings, Ducting & Hose Reels 1399-1510

13 Clips & Clamps 1511-1558

14 Paint, Sprays & Adhesives 1559-1590

15 Blow Guns, Vacuum & Nozzles 1591-1616

16 Fuelling, Lubrication, Wash Down & Misting 1617-1696

17 Compressors & Air Tools 1697-1726

18 Hand Tools & PPE 1727-1765

SECTION 18

Hand Tools & PPE

18.01 Hand Tools **1727-1749**

18.02 PPE & Safeguarding Equipment **1750-1765**

18.01 Hand Tools

1727-1749

- Industrial Grade Hand Tools
- Torches Work Lamps & Lighting
- Professional Tools
- Interchangeable Storage & Display System

18.02 PPE & Safeguarding Equipment

1750-1765

- PPE & Safeguarding Equipment
- Industrial Cleaning Equipment
- Engineering Consumables

Industrial Grade Hand Tools

TOTAL

Tools designed for ergonomic comfort, ease of use and manufactured to last

- Contoured for effortless performance with textured hard-wearing rubber for an incredibly comfortable grip
- Rigorous testing ensures a superior quality tool every time
- Exceptional quality, competitively priced
- Once you use Total Tools, no other brand will compare

Cutting & Grinding

Wire Cup Brush, 100mm

0455	Wire Diameter mm	Thread
TAC31041	0.3	M14 x 2

Twist Wire Cup Brush, 100mm

0455	Wire Diameter mm	Thread
TAC32041	0.5	M14 x 2

Turbo Diamond Disc Wet & Dry Cut

0455	Diameter mm
TAC2131151	115

Drill Accessories

M2 HSS Individual Drill Bits

0455	Diameter mm	Total Length mm	Useable Length mm
TAC110401	4	75	43
TAC110601	6	93	57
TAC111001	10	133	87
TAC111201	12	151	101
TAC111301	13	151	101

- 6 x HSS twist drill bits, 2, 3, 3.5, 4, 5 and 6mm
- 4 x masonary drill bits, 4, 5, 6 and 8mm
- 6 x 25cm screwdriver bits, SL4.5, SL5.5, PH1, PH2, PZ1 and PZ2
- Packed in a double blister

Drill & Screwdriver Bits Box Set, 16 Pieces

0455	Size mm
TACSD3165	2-6

- 19 x HSS Twist Drill bits: 1, 1.5, 2, 2.5, 3, 3.5, 4, 4.5, 5, 5.5mm, 6, 6.5, 7, 7.5, 8, 8.5, 9, 9.5 and 10mm.
- Packed in a plastic box

19 Piece HSS DIN 338 Twist Drill Bits Set

0455	Size mm
TACSD0195	1-10

- 6 x metal drill bits: 2, 3, 4, 5, 6, 8mm
- Packed in a plastic box

6 Piece HSS DIN 338 Twist Drill Bits Set

0455	Size mm
TACSD0065	2-8

- 5 x SDS PLUS Drill bits: 6 x 110mm, 8 x 110mm, 10 x 110mm, 10 x 160mm and 12 x 160mm.
- Packed in a plastic box

5 Piece Hammer SDS Drill Bits Set

0455	Size mm
TAC190501	6 x 110 to 12 x 160

- 5 x Masonry Drill bits: 5 x 85mm, 6 x 100mm, 6.5 x 120mm, 8 x 120mm, 10 x 120mm
- Packed in a plastic box

5 Piece Masonry Drill Bits Set

0455	Size mm
TACSD5051	5 x 85 to 10 x 120

INDUSTRIAL GRADE HAND TOOLS

Jig Saw Blades

- Metal Progressive HSS Wavy set.
- 5 x for Metal
- 12 TPI

Metal Jig Saw Blade Set, 5 Pieces

0455
TAC51118B

- Metal Fast cut HSS Wavy set.
- 2 x for Wood 8 TPI, 2 x for Metal 12 TPI, 2 x for Aluminium 8 TPI.

Assorted Jig Saw Blade Set, 5 Pieces

0455
TAC51051

Hole Saw Set

- Sizes: 20, 22, 25, 32, 35, 38, 44, 48 and 50mm
- 2 piece hole saw arbours
- Supplied in a strong aluminium case

Bi-metal, 12 Pieces

0455	Size mm
TACSH1121	20-50

Hacksaws

- Material: heavy-duty steel frame, aluminium/ABS/TPR handle
- Strong and comfortable with adjustable tension
- Quick release blade changing mechanism
- 1 x 65Mn saw blade



Heavy-duty

0455	Frame Size
THT54106	12"

- Length: 12" (300mm)
- Adjustable handle frame with soft grip
- 1 x 65Mn saw blade
- Supplied on paper card



Standard

0455	Frame Size
THT54166	12"

Saw

12" Back Saw

0455	TPI
THT59126B	11

- Size: 300 x 140 x 80
- Thickness: 20mm
- 1 piece back saw
- Size: 300mm/12" - 11 TPI

Mitre Box & Back Saw Set

0455
THT59126

- Size: 20" / 500mm.
- Material: Taiwan SK57TPI, Heat treated teeth.
- Triple teeth (precision ground on 3 edges).
- Two colour soft grip handle.

20" Hand Saw

0455
THT55206D

Files

- Length: 8" (200mm)
- 1 x flat steel fi
- 1 x half round steel fil
- 1 x round steel fil
- 1 x triangle steel fil
- 1 x square steel fil
- Material: T12 steel
- Packed in a double blister

File Set, 5 Pieces

0455	Length
THT918516	8"

File Set, 6 Pieces

0455	Size
THT91462	6"

Riveter

- Length: 10.5"
- Rivet sizes: 2.4, 3.2, 4.0 and 4.8mm
- Material: Aluminium alloy body

Hand Riveter

0455
THT32105

Wire Brush

0455	Length mm
THT92102	250

INDUSTRIAL GRADE HAND TOOLS

Cutting Tools

- Length: 185mm
- 6 x SK5 blades
- Blade locking bolt
- Flat push button
- Material: aluminium body
- Net weight: 220g
- Packed in a double blister

Snap Off Blade Knife

0455	Blade Size mm
TG5121806	18 x 100

- 6 x SK5 blades
- Material: zinc alloy shell
- Net weight: 256g
- Packed in a double blister

Utility Knife

0455	Blade Size mm
TG5126101	19 x 61

15 Functions
- 1 x large knife
- 1 x can opener
- 1 x Phillips screwdriver
- 1 x leather punch
- 1 x bottle opener
- 1 x scissors
- 1 x needle
- 1 x slotted screwdriver
- 1 x fish scale
- 1 x hook remover
- 1 x saw
- 1 x corkscrew
- 1 x nail cleaner
- 1 x nail fil
- 1 x key ring
- Strong aluminium handle
- Length: 9.5cm
- Packed on a plastic hanger

Multifunction Knife

0455
THMFK0156

Folding Knife

0455	Blade Size mm
THT513613	19 x 61

Aviation Snips

- Material: carbon steel
- Supplied on a plastic hanger

Right Handed

0455	Length
THT523106	10"

- Material: carbon steel
- Supplied on a plastic hanger

Straight

0455	Length
THT522106	10"

Pliers

- Length: 8" (200mm)
- Material: Cr-V
- Supplied on a plastic hanger

Wire Stripping Pliers

0455	Length
THT25616	6"

Pipe Cutters

- Material: aluminium
- Packed in a double blister
- Length: 210mm

Basic PVC Pipe Cutter

0455	Range mm
THT53351	3-35

- Material: aluminium
- Packed in a double blister

PVC Pipe Cutter, Automatic Opening

0455	Range mm
THT53422	3-42

Copper & Aluminium Pipe Cutter

0455	Range mm
THT53321	3-32

Cable Cutters

- Length: 6" (154mm)
- Material: Carbon Steel



6" Cable Cutter

0455	Length
THT11561	6"

- Length: 10" (254mm)
- Material: carbon steel
- Packed in a half double blister

Heavy-duty Cable Cutter

0455	Length
THT115102	10"

- Blades Material: 65Mn
- Used for cutting copper and aluminium cable
- Not for cutting ACSR, wire rope, steel or self-supporting strand
- Cutting Area: 450mm²
- Body heat treatment, cutting edges induction quenched

Cable Cutter 36"

0455	Length
THT115242	24"
THT115362	36"

- Cr-V blade
- Black finish and polis
- TPR two colour handle

Bolt Cutter 42"

0455	Description
THT113426	Cr-V 42"

INDUSTRIAL GRADE HAND TOOLS

Bolt Cutters

- Length: 8" (200mm)
- Material: Cr-V

8" Mini Bolt Cutter

0455	Length
THT11386	8"

- Length: 14" (355mm)
- Material: Cr-V

14" Bolt Cutter

0455	Length
THT113146	14"

- Material: Cr-V
- Supplied in a poly bag



24" Bolt Cutter

0455	Length
THT113246	24"

Wrecking Bar

48" Wrecking Bar

0455	Size mm
THT431482	1200 x 29 x 15

Sledge Hammer

0455	Description
THT750416	10lb Sledge Hammer

Hammers

- Drop forged head and fibreglass handl

Machinist Hammer

0455	Gram
THT715006	500

- Dropped forged head and fibreglass handl

Stoning Hammer

0455	Gram
THT7215006	1500

- Drop forged head and fibreglass handl

All Steel Claw Hammer

0455	Weight
THT7143166	16oz/450g

- Drop forged head and fibreglass handl

Ball Pein Hammer

0455	Weight
THT74246	24oz/660g

- Fibreglass handle

Rubber Mallet

0455	Weight
THT761616	16oz/450g

- Rubber head with fibreglass handl

Dual Rubber & Plastic Hammer

0455	Size mm
THT77406	40

- Weight: 2lb
- Non-marring plastic faces
- Non-rebounding
- Non-spark

Dead Blow Mallet

0455	Description
THT79021	2lb Dead Blow Mallet

Chisels

- Material: Cr-V
- Blade width: 6, 12, 19 and 25mm

Wood Chisel Set, 4 Pieces

0455	Size mm
THT41K0401	6, 12, 19 & 25

INDUSTRIAL GRADE HAND TOOLS

High Leverage Pliers

- 1 x 8" (200mm) combination pliers
- 1 x 7" (180mm) diagonal cutting pliers
- 1 x 6" (154mm) long nose pliers
- Material: Cr-V
- Supplied on a plastic hanger



Combination Plier Set, 3 Pieces

0455
THT2K0301S

- Length: 7" (180mm)
- Material: Cr-V
- Saving 30% strength against standard pliers
- Supplied on a plastic hanger

Combination Pliers

0455	Length
THT210706S	7"
THT210906S	9"

- Length: 8" (200mm)
- Material: Cr-V
- Supplied on a plastic hanger

8" Combination Pliers

0455	Length
THT210806	8"

- Length: 6" (154mm)
- Material: Cr-V
- Supplied on a plastic hanger

Long Nose Pliers

0455	Length
THT220606	6"

- Length: 8" (200mm)
- Material: Cr-V
- Supplied on a plastic hanger

Long Nose Pliers

0455	Length
THT220806S	8"

- Length: 7" (180mm)
- Material: Cr-V
- Supplied on a plastic hanger

Cutting Pliers

0455	Length
THT230706	7"

Pliers

- Length: 6" (154mm)
- Material: Cr-V
- Supplied on a plastic hanger

End Cutting Pliers

0455	Length
THT260606	6"

- Length: 8" (200mm) and 10" (254mm)
- Material: Cr-V
- Supplied on a plastic hanger

Rabbit Pliers

0455	Length
THT2881	8"
THT28101	10"

- Length: 6" (154mm)
- Material: Cr-V
- Supplied on a plastic hanger

Carpenters Pliers

0455	Length
THT290801	8"

- Length: 6" (152mm)
- Material Cr-V
- Supplied on a plastic hanger

Bent Nose Pliers

0455	Length
THT24616	6"

- Length: 10" (254mm)
- Material: Cr-V
- Supplied on a plastic hanger

Pump Pliers

0455	Length
THT281006	10"

- Material: Cr-V nickel plated
- Packed in a half double blister

Curved Jaw Locking Pliers

0455	Length
THT191001	10"

- Material: Cr-V nickel plated
- Supplied on a plastic hanger

Straight Jaw Pliers

0455	Length
THT191002	10"

- Length: 10" (254mm)
- With sharp edge for cutting and push down wire function
- Will strip 6 wire sizes and 5 copper screw sizes
- Supplied on sliding card

Wire Stripping Pliers

0455	Length
THT15101	10"

INDUSTRIAL GRADE HAND TOOLS

Wrenches

- Supplied on a plastic hanger
- 6" adjustable clamp size diameter 0-24mm
- 8" adjustable clamp size diameter 0-30mm
- 10" adjustable clamp size diameter 0-35mm
- 12" adjustable clamp size diameter 0-41mm

Adjustable Wrenches

0455	Length
THT101066	6"
THT101086	8"
THT101106	10"
THT101126	12"

- Material: heavy-duty carbon steel



90° Swedish Pipe Wrenches

0455	Description
THT172011	1"
THT172021	2"

- Body material: ductile cast iron

Pipe Wrenches

0455	Length	Max. Clamping Diameter mm
THT170806	8"	27
THT171206	12"	42
THT171186	18"	60
THT171246	24"	76
THT171366	36"	85
THT171486	48"	110

- 1 piece double open end wrench: 9-14mm, 15-22mm
- 1 piece single open end wrench, 23-32mm
- Chrome plated
- TPR two colour handle

Bent Wrench Set (2 Pieces)

0455	Length
THT10309328	2 Piece Bent Wrench Set

- Size: 10"/250mm.
- Clamping diameter: 14-40mm.
- Carbon steel.
- Black finish and polish
- Packed by poly bag.

Ratcheting Pipe Wrench 10"

0455	Length mm
THT171102	14-40

- Size: 14"/350mm.
- Clamping diameter: 18-52mm.
- Carbon steel.
- Black finish and polish
- Packed by poly bag.

Ratcheting Pipe Wrench 14"

0455	Length mm
THT171142	18-52

Screwdrivers

- Material: Nickel plated
- 10 piece set: PH2 and SL6.0 (65mm)
- Supplied in a plastic box

Double Ended Bits Set, 10 Pieces

0455
TAC16HL133

- PH1, PH2, PH3, SL4.0, SL5.5, SL6.5, PZ1, PZ2
- 1 x magnetic bit holder with quick release
- Material: S2 industrial steel, magnetic



Screwdriver Set, 9 Pieces complete with Bit Holder

0455
TACSD3091

- Material: Cr-V
- Size: 3/6mm, 6/8mm, 8/11mm, 11/14mm, and 14/18mm
- Supplied in a plastic box

Screw Extractor, 5 Pieces

0455
TACSE0051

- Material: Cr-V

Phillips Head

0455	Size	Diameter mm	Length mm
THT22386	PH2	6	38

INDUSTRIAL GRADE HAND TOOLS

Screwdrivers

- Material: S2 industrial steel

Go-thru Screwdriver, Slotted Head

0455	Size mm	Length mm
THTGTS8200	8.0	200

- Material: Cr-V
- 1 x SL6.5 - 6" (125mm)
- 1 x Phillips PH2 - 6" (125mm)
- Supplied on a plastic hanger



Screwdriver Set, 2 Pieces

0455
THT250201

- Material: Cr-V
- 1 x SL5.5 (75mm) 1 x SL5.5 (100mm) 1 x SL6.5 (150mm) 1 x PH1 (75mm) 1 x PH1 (100mm) and 1 x PH2 (150mm)
- Supplied on a hanger card

Screwdriver Set, 6 Pieces

0455
THT250606

- Ergonomic comfort-grip handle
- SL2.0 x 50, SL2.5 x 50, SL3.0 x 50, PH00 x 50, PH0 x 50, T6 x 50, T8 x 50
- Material: Cr-V

Precision Screwdriver Set, 7 Pieces

0455
THT250726

- Material: Cr-V
- 1 x SL3.0 (75mm), 1 x SL5.5 (100mm), 1 x SL6.5 (150mm) 1 x SL6.5 (38mm), 1 x PH0 (75mm), 1 x PH1 (75mm), 1 x PH2 (125mm) and 1 x PH2 (38mm)
- Supplied on a hanger card

Screwdriver Set, 8 Pieces

0455
THT250608

- Material: Cr-V
- 1 x SL3.0 (75mm), 1 x SL4.0 (100mm), 1 x SL5.5 (125mm), 1 x SL6.5 (150mm), 1 x SL8.0 (200mm), 1 x SL6.5 (38mm), 1 x PH0 (60mm), 1 x PH1 (80mm), 1 x PH2 (100mm) and 1 x PH3 (150mm)
- Supplied on a hanger card

Screwdriver Set, 10 Pieces

0455
THT250610

8 piece screwdrivers:
- SL5.5 (75mm), SL6.5 (100mm), SL8.0 (150mm), SL6.5 (38mm), PH1 (75mm), PH2 (100mm), PH3 (150mm) and PH2 (38mm)

10 piece precision screwdrivers:
- SL1.5 x 50, SL2 x 50, SL2.5 x 50, SL3 x 50, PH000 x 50, PH00 x 50, PH0 x 50, T6 x 50, T8 x 50 and T10 x 50
- Supplied in a blow moulded case



Screwdriver & Precision Screwdriver Set, 18 Pieces

0455
THT250618

INDUSTRIAL GRADE HAND TOOLS

Screwdrivers

- 1000V VDE
- Material: Cr-V

Insulated Screwdriver, Slotted Head

0455	Size mm	Length mm
THTIS4100	4.0	100
THTIS5125	5.5	125

- 6 pieces insulated screwdriver set:
  1 x SL3.0 (75mm), 1 x SL4.0 (100mm), 1 x SL6.5 (150mm),
  1 x PH0 (60mm), PH1 (80mm), PH2 (100mm)
- Aluminium frame
- Round shank

Insulated Screwdriver Set, 6 Pieces

0455
THTIS566

- Folding Handle,
- High quality ratchet mechanism.
- 12 pieces 6.35 to 25mm Screwdriver bits.
- Size: SL4, SL5, SL6, SL7, PH0

13 in 1 Ratchet Screwdriver Set

0455	Description
TACSD30136	13 in 1 Ratchet Set

- Material: Cr-V
- 1 x Ratchet Holder,
- 18 x 65mm Screwdriver bit: PH0, PH1, PH2, PH3 PZ1, PZ2, PZ3, SL3, SL4, SL5, SL6, SL7 T10, T15, T20, T25 ,T27 and T30
- Sockets: 5mm, 6mm, 7mm, 8mm, 9mm and 10mm
- Supplied in a bag and double blister

Screwdriver & Bit Set, 26 Pieces

0455
TACSD30266

- 1 x 7 in 1 unique design industrial ratchet handle
- 20 x 6.35 x 25mm screwdriver bits, SL3, SL4, SL5, SL6 x 2, PH0, PH1, PH2, PH3, PZ1, PZ2, T10, T15, T20, T25, T30, HEX3, HEX4, HEX5
- 1 x 4-6mm (25mm) bits adaptor
- 9 x 1/4" x 20.5mm sockets, 4, 5, 6, 7, 8, 9, 10, 11 and 12mm
- 1 x 125mm strong magnetic bits holder
- 1 x 75mm strong magnetic bits holder
- Supplied in a plastic box

Screwdriver & Bit Set, 33 Pieces

0455
TACSD30336

- 1 x T-handle ratchet wrench
- 9 x 6.35 x 25mm screwdriver bits, SL4, SL5, SL6, PH1, PH2, PH3, PZ1, PZ2, PZ3
- 1 x 5 x 100mm strong magnetic bit holder
- 1 x 4-6mm (25mm) adaptor
- 6 x 1/4" sockets, 5, 6, 7, 8, 9 and 10mm
- Supplied in a plastic box

T-handle Wrench Screwdriver Set, 18 Pieces

0455
TACSD30186

- Material: Cr-V
- 20 x 6.35 x 25mm screwdriver bits:
  PH0, PH1, PH2, PH2, PH3.SL3, SL4, SL5, SL6, SL8. HEX3, HEX4, HEX5.PZ1, PZ2.T10, T15, T20, T25 and T30
- 1 x 4-6mm (25mm) bits adaptor.
- 1 x 1/4"-3/8" socket adaptor.
- 1Pcs 125mm magnetic bits holder.
- 1Pcs 75mm magnetic bits holder.
- 1 x industrial ratchet.
- Supplied in a plastic box

T Handle Wrench Screwdriver Set, 25 Pieces

0455
TACSD30256

INDUSTRIAL GRADE HAND TOOLS

Hexagonal Keys

- Material: Cr-V
- Heat treated and chrome plated

Metric Pocket Pack, 8 Pieces

0455	Size mm
THT1061826	2-8

- Material:Cr-V.
- Size:1.5 - 10mm.
- Long arm.
- Heat treated and chrome plated.
- Packed by double blister.

Long Arm, Hex Key Set, 9 Pieces

0455	Size mm
THT106191	Cr-V 1.5-10mm

- Material: Cr-V
- Heat treated and chrome plated

Ball Point Pocket Pack, 8 Pieces

0455	Size mm
THT1061836	2-8

- 9 x keys, 1.5, 2.0, 2.5, 3.0, 4.0, 5.0, 6.0, 8.0 and 10mm
- Material: Cr-V
- Heat treated and chrome plated



Ball Point Long Arm Set, 9 Pieces

0455	Size mm
THT106291	1.5-10

- Material: Cr-V Size: 1.5-10mm
- Extra-long arm
- Heat treated and chrome plated



9 Piece Ball Point Hex Key Set Extra Long Arm

0455	Size mm
THT106292	1.5-10

- 9 x keys, T10, T15, T20, T25, T27, T30, T40, T45 and T50
- Material: Cr-V
- Heat treated and chrome plated

Torx Key Long Arm Set, 9 Pieces

0455	Size
THT106391	T10-T50

Socket Sets

1/2" drive (33 pieces)
- 19 x 1/2" hex sockets, 8, 10, 12, 13, 14, 15, 16, 17, 18, 19, 20, 21, 22, 23, 24, 25, 27, 30 and 32mm
- 5 x 1./2" star sockets, W10, E12, E14, E16, E20
- 1 x 1/2" flex handle, 375m
- 2 x 1/2" extension bars, 75mm (3"), 250mm (10")
- 1 x 1/2" universal joint
- 1 x three way adaptor 1/2" to 3/8"
- 2 x spark plug sockets, 16 and 21mm
- 1 x 1/2" L-handle, 250mm (10")
- 1 x 1/2" ratchet wrench (45T)

3/8" drive (19 pieces)
- 15 x 3/8" 12 point sockets, 6, 7, 8, 9, 10, 11, 12, 13, 14, 15, 17, 18, 19, 21 and 22mm
- 2 x 3/8" extension bars 75mm (3"0, 150mm (6")
- 1 x 3/8" universal joint
- 1 x 3/8" ratchet wrench (45T)

1/4" drive (49 pieces)
- 26 x 1/4" screwdriver bits (25mm) PH0, PH1, PH2, PH2, PH3, PZ0, PZ1, PZ2, PZ3, SL4, SL5.5, SL7, H2, H3, H4, H5, H6, H7, H8, H10, T10H, T15H, T20H, T25H, T27H, T30H and T40H
- 1 x bit holder
- 9 x 1/4" hex sockets 4, 4.5, 5, 5.5, 6, 7, 8, 9 and 10mm
- 5 x 1/4" star sockets E4, E5, E6, E7 and E8
- 3 x 1/4" extension bars 50mm (2"), 100mm (4"), 150mm (6")
- 1 x 1/4" universal joint
- 1 x three way adaptor 3/8" to 1/4"
- 1 x 1/4" spinner handle, 150mm
- 1 x 1/4" flexible extension ba , 150mm
- 1 x 1/4" ratchet wrench (45T)

Other tools (41 pieces)
- 17 x combination spanners, 6, 7, 8, 9, 10, 11, 12, 13, 14, 15, 16, 17, 18, 19, 21, 22 and 24mm
- 5 x flare nut spanners, 8 x 10, 10 x 12, 11 x 13 12 x 14 and 17 x 19mm
- 10 x hex keys, 2.5, 3, 4, 5, 6, 7, 8, 10, 12 and 14mm
- 1 x machinist hammer, 300g
- 1 x combination pliers, 7"
- 1 x curved jaw lock pliers, 10"
- 2 x slotted screwdrivers (S2), SL6.5 x 100mm, SL6.5 x 150mm
- 2 x Phillips screwdrivers (S2), PH2 x 100mm, PH2 x 150mm
- 2 x stubby screwdrivers, PH2 x 38mm, SL6.5 x 38mm
- Supplied in a blow moulded carry case

Combination Socket Set, 142 Pieces

0455
THKTHP21426

INDUSTRIAL GRADE HAND TOOLS

Socket Sets

162 Piece Tool Chest Set

0455	Description
THPTCS71621	162 Piece Mobile Tool Chest

120 Piece Tools & Accessories

0455
THKTAC01120

- 13 x 1/4" sockets, 4, 4.5, 5.5, 6, 7, 8, 9, 10, 11, 12, 13 and 14mm
- 1 x 1/4" universal joint
- 2 x 1/4" extension bars, 50mm (2"0, 100mm (4")
- 1 x 1/4" spinner handle, 150mm
- 1 x 1/4" ratchet wrench (45T)
- 20 x screwdriver bits, PH1, PH2, PH3, PZ1, PZ2, PZ3, SL4, SL5, SL6, H1.5, H2, H3, H4, H5, H6, T10, T15, T25, T30
- 1 x screwdriver bits holder
- 1 x 1/4" flexible extension ba , 150mm
- 1 x 1/4" sliding T-bar, 114mm
- 4 x hex key wrench, 1.5, 2.0, 2.5, 3.0mm
- Material: Cr-V (50BV30), heat treated
- Supplied in a blow moulded carry case

1/4" Drive Socket Set, 45 Pieces

0455	Size mm
THT141451	4-14

1/4" drive sockets

- 13 x 1/4" sockets, 4, 4.5, 5, 5.5, 6, 7, 8, 9, 10, 11, 12, 13 and 14mm
- 1 x 1/4" universal joint
- 2 x 1/4" extension bars, 50mm (2"), 100mm (4")
- 1 x 1/4" sliding T bar, 114mm
- 1 x 1/4" flexible extension ba , 150mm
- 1 x 1/4" ratchet wrench (45T)

1/2" drive sockets

- 18 x 1/2" sockets, 8, 10, 12, 13, 14, 15, 16, 17, 18, 19, 20, 21, 22, 23, 24, 27, 30 and 32mm
- 1 x 1/2" universal joint
- 2 x 1/2" extension bars, 125mm (5"), 250mm (10")
- 1 x 1/2" sliding T bar, 250mm (10")
- 2 x spark plug sockets, 16 and 21mm
- 1 x 1/2" ratchet wrench (45T)
- Supplied in a blow moulded carry case

1/4" & 1/2" Drive Socket Set, 44 Pieces

0455	Size mm	Size mm
THT421441	10-24 (1/4")	8-32 (1/2")

- 10 x 1/2" sockets, 10, 11, 12, 13, 14, 15, 17, 19 and 24mm
- 1 x 1/2" quick release soft grip ratchet wrench (72T)
- 1 x 1/2" extension bar, 125mm (5")
- Supplied on a plastic hanger

1/2" Drive Socket Set, 12 Pieces

0455	Size mm
THT141121	10-24

- 18 x 1/2" sockets, 10, 11, 12, 13, 14, 15, 16, 17, 18, 19, 20, 21, 22, 23, 24, 27, 30 and 32mm
- 1 x 1/2" universal joint
- 2 x 1/2" extension bars, 125mm (5"), 250mm (10")
- 2 x spark plug sockets, 16 and 21mm
- 1 x 1/2" ratchet wrench (45T)
- Material: Cr-V (50BV30), heat treated
- Supplied in a blow moulded carry case

1/2" Drive Socket Set, 25 Pieces

0455	Size mm
THT121251	10-32

Socket Drives

- (45T)
- Material: Cr-V + Cr-Mo
- Supplied on a plastic hanger

Rachet Wrench

0455	Size	Length mm
THT106146	1/4"	158
THT106386	3/8"	205
THT106126	1/2"	260

Socket Sets

1/2" Drive 6 Point Sockets

0455	Size mm
THTST12131	13
THTST12211	21
THTST12321	32

INDUSTRIAL GRADE HAND TOOLS

Spanner Sets

- 6, 8, 10, 12, 14, 15, 17 and 19mm
- Fine polished
- Supplied on a plastic hanger

Combination Spanner Set, 8 Pieces

0455	Size mm
THT102286	6-19

- 6, 8, 10, 11, 12, 13, 14, 15, 17, 19, 22 and 24mm
- Fine polished
- With roll pouch



Combination Spanner Set, 12 Pieces

0455	Size mm
THT1022121	6-24

- 6, 8, 10, 12, 12, 14, 17, 19, 22, 24, 27, 30 and 32
- Fine polished
- With roll pouch

Combination Spanner Set, 12 Pieces

0455	Size mm
THT1022122	6-32

- 6 x 7, 8 x 9, 10 x 11, 12 x 13, 14 x 15, 16 x 17, 18 x 19, 20 x 22, 21 x 23, 24 x 27, 25 x 28 and 30 x 32mm
- Fine polished
- With roll pouch

8 Piece Double Open End Spanner Set 6-22mm

0455	Size 1	Size 2
THT102386	6 x 7, 8 x 9, 10 x 11, 12 x 13 mm	14 x 15, 16 x 17, 18 x 19, 20 x 22 mm

- 6 x 7, 8 x 9, 10 x 11, 12 x 13, 14 x 15, 16 x 17, 18 x 19, 20 x 22, 21 x 23, 24 x 27, 25 x 28 and 30 x 32mm
- Fine polished
- With roll pouch

Double Open End Spanner Set, 12 Pieces

0455	Size mm
THT1023121	6-32

- 6 x 7, 8 x 9, 10 x 11, 12 x 13, 14 x 15, 16 x 17, 18 x 19 and 20 x 22mm
- Fine polished
- Supplied on a plastic hanger

Offset Ring Spanner Set, 8 Pieces

0455	Size mm
THT102486	6-22

- 6 x 7, 8 x 9, 10, x 11, 12 x 13, 14 x 15, 16 x 17, 18 x 19, 20 x 22, 21 x 23, 24 x 27, 25 x 28 and 30 x 32mm
- Fine polished
- With roll pouch

Offset Ring Spanner Set, 12 Pieces

0455	Size mm
THT1024121	6-32

- 19, 22, 24, 27, 30 and 32mm
- Fine polished Cr-V
- With canvas bag

Ratchet Spanner Set, 6 Pieces

0455	Size mm
THT102RK061	19-32

Measuring Equipment

- 3 stop button function
- Metric and inch display
- Rubber cover

Steel Tape Measure

0455	Length Metres	Width mm
TMT126031	3	16
TMT126052	5	25
TMT126101	10	25

- Reading: 0.01mm metric/inch system conversion in any position
- Supplied in a plastic box



Digital Caliper

0455	Range mm
TMT321501	0-150
TMT322001	0-200

INDUSTRIAL GRADE HAND TOOLS

Clamps



Bench Vice

0455	Maximum Force Kgs
THT6146	1300
THT6186	2500

- Body material: malleable cast iron
- Thread: T-shaped
- Supplied in a poly bag

G Clamp

0455	Size
THT13141	4"
THT13161	6"



- Clamp size: 50 x 200mm
- Max clamp force: 170kgs
- Thickness and width of iron ruler: 5 x 15mm
- Diameter of screw thread : 11mm

F Clamp, 200mm

0455	Size mm	Force Kgs
THT1320502	200	170

- Clamp Size: 80 x 300mm
- Max Clamp Force: 270kgs
- Thickness and Width of Iron Ruler: 6 x 22mm
- Diameter of Screw Thread: 13mm

F Clamp, 300mm

0455	Size mm	Force Kgs
THT1320801	300	270

- Clamp size: 140 x 1000mm
- Max clamp force: 450KGS
- Thickness and width of iron ruler: 8 x 30mm
- Diameter of screw thread:15.3mm

F Clamp, 1000mm

0455	Size mm	Force Kgs
THT1321401	1000	450

Spirit Levels

- Double side milled
- 0.5mm/m accurate vials
- Aluminium thickness: 1.5mm
- Fitted with 3 powerful magnets
- Double flat surface desig

Magnetic

0455	Length cm
TMT21005M	100

Tool Box

- 495 x 200 x 290mm



Metal Cantilever Tool Box

0455
THT10701

Flashlight

- Material: Aviation grade aluminium alloy: 6N01-T6
- U.S.A. manufactured CREE XPE2 R3 LED 3W
- Lumen: 135
- Beam distance: 200m
- Lifespan: 100000 hours
- Batteries: 3 x AAA
- Runtime: 5 hours
- Tail light switch
- Waterproof grade: IPX-4
- Weight: 105g (without batteries)

Aviation Grade

0455	Diameter mm	Length mm
TFL013AAA1	32	126.5

Headlamp

0455
THL013AAA2

For **Malleable Iron Fittings** see pages **1338-1376**

INDUSTRIAL GRADE HAND TOOLS

Grease Gun

- Capacity: 400cc/14oz
- Loading: 14oz cartridge/400cc bulk
- Working pressure: 4500 - 10,000psi
- Burst pressure: 14000psi
- Material: 1.2mm steel tube and aluminium casting
- Standard accessories: 1 x 12" high pressure flexible nylon hose, 1 x metallic bend spout

Heavy-duty

0455
THT111051

Tool Pouches & Bags

- Reinforced plastic base
- Adjustable shoulder strap

24" Rigid Frame Tool Bag

0455
THT16241

- Adjustable belt: 92 -127cm

Single Tools Pouch

0455	Adjustable Belt cm
THT16P2031	92-127

Single Tools Pouch

0455
THT16P1011

Gloves

- For use in an oil environment
- Nitrile coated palm, smooth and rough texture finis
- Packed in a poly bag

Nitrile Gloves XL

0455	Size
TSP12101	10

TORCHES WORK LAMPS & LIGHTING

Redashe Rechargeable Slim Work Light

Features:

- Dimmable operational switch to create a floodlight or focused bea
- Swivelling base with strong built-in scratch proof magnet
- Smooth wand pivot of up to 150°
- Lamp body rotates up to 270°
- Charging time: Approx. 3 hours
- Minimum operation time: 2 hours
- Ergonomic and comfort grip handle
- Micro USB weatherproof charging point complete with charging indicator

new product

Redashe

1 YEAR WARRANTY

0478	Colour
JETW007R	Red
JETW007G	Green
JETW007Y	Yellow
Tech Sheet 71697	

Redashe Rechargeable Headlamp

Features:

- Adjustable zoom headlamp for spotlight or floodlight application
- Infrared manual sensor system for a more convenient operation
- Lithium-ion rechargeable battery for longer life and consistent power
- Built-in battery level indicator on the front of the headlamp
- The lamp head can be adjusted 80° up and down
- Non-slip elastic head strap

new product

Redashe

1 YEAR WARRANTY

0478	Lumens
JK120	400

Intrinsically Safe Polymer Penlight

new product

0712	Lumens	Beam
JXPP-5422B	120	170 Metres

PROFESSIONAL TOOLS

RIDGID® pipe wrenches are world-renowned for their unsurpassed toughness and serviceability. The original heavy-duty pipe wrench, pictured here, has earned the confidence of pipe professionals for over 80 years because it does the job right the first time, every time.

RIDGID® pipe wrenches are also available in a wide variety of purpose-built configurations, and are available with cast aluminium handles that offer an average 40% weight reduction.

Pipe Wrenches

- Sturdy, cast-iron housing
- I-beam handle
- Full floating forged hook ja
- Self cleaning threads with replaceable hook and heel jaws

Heavy-duty Pipe Wrenches

0494	Ø mm	Length mm	Model	Kg
31020	50	350	14	1.6
31025	65	450	18	2.6
31030	80	600	24	4.4
Tech Sheet 60448				

- Features a jaw opening parallel to the handle and a narrower hook jaw head
- Provides easy entry into tight spots

Heavy-duty Offset Pipe Wrenches

0494	Ø mm	Length mm	Model	Kg
89445	80	600	24	4.4
Tech Sheet 60448				

- Jaws and all other parts identical to RIDGID® heavy-duty wrenches
- All the great benefits of the heavy-duty RapidGrip wrenc
- Professional strength in lightweight aluminium
- Nearly 40% lighter than comparable cast iron wrenches
- 35% lighter than heavy-duty models
- Ideal for overhead applications
- Offers the same durability and ease-of-use found in all RIDGID® heavy-duty wrenches



Aluminium Pipe Wrenches

0494	Ø mm	Length mm	Model	Kg
31095	50	350	814	1.1
31100	65	450	818	1.7
31105	80	600	824	2.7
Tech Sheet 60448				

- Features a jaw opening parallel to the handle and a narrower hook jaw head
- Provides easy entry into tight spots

Aluminium Offset Pipe Wrenches

0494	Ø mm	Length mm	Model	Kg
31120	50	350	14	0.9
31125	65	450	18	1.6
31130	80	600	24	2.7
Tech Sheet 60448				

RIDGID

new product

Cutting Tool

PC 116 Powered Tubing Cutter

This 4.5" machine saves time and effort thanks to its fast set-up and operating features:

- Quick size adjustment
- Quick-feeding mechanism
- Spark-free
- Cold cutting

High-strength alloy wheels with tool-free replacement. It delivers consistent and accurate cutting in a wide variety of materials, such as:

- Stainless steel
- Steel
- Coated steel
- Aluminium
- Copper

PC116 Powered Tubing Cutter

0494	Capacity mm	Description
68118	12-116	With Plastic & Metallic Cutter Wheels, 110V
70003	12-116	With Plastic & Metallic Cutter Wheels, 230V

Cutting Tool Accessories

PC116 Tube Cutting Stand

0494
64903

PC116

0494	Description
66938	Cutter Wheel without Bearing for Carbon Steel, Stainless Steel & Aluminium.
66943	Cutter Wheel without Bearing for Plastic & Copper.

M-Press Fittings Ltd

For **Stainless Steel Press Fit Piping System** see pages **1118-1126**

PROFESSIONAL TOOLS

Press Tools

RP 219 is our Next-Gen 19 kN compact press tool.

Providing the user FULL ACCESS in the most confined spaces with its Lightweight (<2 kg) and Ultra-Slim Inline Design as well as the **full flexible 350° Head Rotatio** .

RP 219 also provides the user FULL ACCESS to super-fast pressing, critical tool information, multiple power sources and a wide range of 19 kN compact press jaws.

The RP 219 also features 'Press-check!', an integrated pressure sensor that monitors and confirms every press cycle and offers the lowest cost-of-ownership.

RP 219 Kits include: Carrying case, 1 x 2.5 Ah Li-Ion battery and 1x 230V fast-charger, 1 x car charging cord

RP 219 Press Tool

0494	Description	Weight (kG)
69073	RP 219 without Press Jaws	5.2
69078	RP 219 with M15-18-22 Press Jaws	9.2
69083	RP 219 with M15-22-28 Press Jaws	9.2

The **RP 351** Inline Design Press Tool is designed for speed and continued operation in the most confined spaces. Optimally balanced for one-handed use and reduced job site fatigue. Driven by the new RIDGID Brushless Motor Technology, RP 351 reaches over 100,000 press cycles and requires no scheduled maintenance.

RP 351-B Tool Kits include: 1 x 2.5AH battery, 1 x fast-charger and carrying case

RP 351 Press Tool

0494	Description
67228	RP 351-B + Case + Battery + Charger
69838	RP 351-B Tool Kit + M15-18-22
69843	RP 351-B Tool Kit + M15-22-28

The **RIDGID RP 350** features a brushless motor capable of over 100,000 press cycles and requires no scheduled maintenance. Get access to hard-to-reach locations with endless 360° swivel. The RP 350 has been upgraded from top to bottom with the most advanced LED interface and lighting.

RP 350-B Tool Kits include: 1 x 2.5Ah battery, 1 x fast-charger and Carrying Case

RP 350 Press Tool

0494	Description
67088	RP 350-B Tool Kit (No Jaws)
69818	RP 350-B Kit + M15-18-22
69823	RP 350-B Kit + M15-22-28

Jaws for M Standard Pressfit System

0494	Press Jaw Type
69868	M12
69873	M15
69878	M18
69883	M22
69888	M28
69893	M35

The NEW **RIDGID® StrutSlayr** is the latest accessory, making the world's most popular press tool even more valuable. StrutSlayr attaches to RIDGID® 32kN press tools to deliver a fab shop quality, burr-free cut in 5 seconds or less. No grinding or sawing sparks - just a clean, consistent SHEAR cut with a pull of a trigger.

Fab Shop Quality: Burr-free cuts eliminate the need for extra filin

Increased Efficiency: Clean, consistent cuts in 5 seconds or less

Shear Cut: no grinding or sawing sparks

Portable: Easy to move around the job site and mounts to RIDGID TRISTANDs

Built-in Measuring Guide: allows the accuracy of cut-on application.

Strut Shear Head

0494	Capacity mm	Weight (Kg)	Tool Compatibility
64053	41 x 21	8.96	RP350, RP340, RP330
64058	41 x 41	8.96	RP350, RP340, RP330

Pipe/Tube Cutting & Preparation

- Specifically designed for use in restricted spaces on small diamete , hard and soft copper, aluminium, brass and plastic tubing
- Rollers include grooves for close-to-flare cut
- Strong, lightweight slide and wheel housing
- Large knurled feed screw knob gives easy control of cutting pressure for clean cuts
- Models 117 and 118 include a self-feeding cutter wheel that automatically cuts after tightening the knob once (AUTOFEED®)
- Model 118 features a special knob for easier tightening of the feed screw
- Model 101-ML is for multi-layer tubing only

Midget Cutters for Close Quarters Tubing

0494	Capacity mm	Description	Model	Kg
40617	6 -28	Midget Cutter	101	0.23
32975	3-16	Midget Cutter	103	0.15
32985	5-24	Midget Cutter	104	0.15
32933	–	Ratchet Handle only for 118 & 101 Midget Cutters	118	0.26
21938	6-28	Midget Cutter for Multilayer Tubing	101-ML	0.15
		Tech Sheet 60451		

- For plastic (PVC, CPVC, PP, PEX, PE) and multilayer tubing
- Spring-loaded handles for faster positioning
- Single stroke, easy cut
- Durable aluminium construction for heavy-duty use
- Easy attachable ML adaptor for improved multi-layer cutting and instant re-rounding of tubing

Plastic & Multi-layer Pipe Cutters

0494	Capacity mm	Description	Model	Kg
23493	6 - 25	Single Stroke Tubing Cutter	PC-1375 ML	0.34
		Tech Sheet 60451		

- Ergonomic grips on bottom handle are spaced at 1/2" increments to act as a quick pipe-measuring scale
- X-CEL® quick-change blade
- Burr-less cutting operation provides a square cut
- For plastic (PVC, CPVC, PP, PEX, PE), rubber hose and multi-layer tubing

Ratchet Cutters with Ergonomic Grips

0494	Capacity mm	Description	Model	Kg
23498	3-42	Ratchet Action Plastic Pipe & Tubing Cutter	RC-1625	0.52
		Tech Sheet 60451		

C-Style cutters cut 15mm/22mm or 28mm copper tubing while offering unique features that take copper tube cutting to a whole new level.

new product

C Style Cutter

0494	Capacity mm	Model	Kg
57018	15- 22	C15/22	0.23
60668	28	C28	0.21

FT PRO®

For **PVC Braided Hose** see pages **1402-1405**

PROFESSIONAL TOOLS

Pipe/Tube Cutting & Preparation

X-CEL® Means Speed

Many of our most popular tubing cutters now include several X-CEL® features to make your job quicker and easier:

- X-CEL® Knob – cut tubing more quickly and easily with our larger, more ergonomic designs
- X-CEL® Wheel Pin – change your cutter wheel quickly using our new ball detent design, no tool needed, no lost clips.
- Spare cutter wheels included for maximum uptime

Enclosed Feed Tubing Cutters, X-CEL Features, for Copper Tube

0494	Capacity mm	Description	Model	Kg
66737	6 - 35	Enclosed Feed Cutter	150L	0.44
33055	6 - 60	Ratcheting Enclosed Feed Cutter	205L	0.91
		Tech Sheet 60451		

Enclosed Feed Tubing Cutters with New X-CEL® Features:

- Telescoping feed screw design keeps the cutter at the same length regardless of tubing diameter - good for tight spaces
- Enclosed feed screw to eliminate clogging and jamming
- Grooved rollers for close-to-flare cut
- Fold-away reamer
- Now includes X-CEL® Knob and X-CEL® Pin for quicker cutting and wheel replacement
- Made from high-strength zinc alloy
- Spare cutter wheel included in the knob
- Cuts hard/soft copper, aluminium, brass and multilayer tubes

Enclosed Feed Tubing Cutters, X-CEL Features, for Stainless Steel Tube

0494	Capacity mm	Description	Model	Kg
29963	6 - 35	Enclosed Feed Cutter	150L	0.47
31803	6 - 60	Ratcheting Enclosed Feed Cutter	205L	0.91
		Tech Sheet 60451		

Pipe Bending Equipment

- Combines accuracy with easy operation
- Designed for bending copper, steel and stainless steel (≤1.5mm) to a maximum of 180°
- Offset cushion grip handles for comfort when forming 180° bends
- A 90° start angle and unique oil-absorbing shoe minimise bending effort while forming accurate bends in copper and steel tubing

400 Series Instrument Benders

0494	OD mm	Bend Radius mm	Model	Kg
36112	6	16	406M	0.68
36092	8	24	408M	1.18
36127	12	38	412M	2.45
		Tech Sheet 60458		

- The stainless steel specialist
- High quality bending performance on stainless steel and other hard tubing such as steel and titanium
- Two-stage design allows for in-place bending from 90° to 180° without ever crossing handles
- Lock/unlock with a half-turn rotation of the bending handle
- Extra long 16" (40cm) handles increase leverage, and roll dies in the bending form reduce force needed
- Vice clamp built into bending form for extra stability

600 Series Heavy-duty Instrument Benders

0494	OD mm	Bend Radius mm	Model	Kg
38053	6	16	606M	0.76
38058	10	24	610M	1.84
38063	12	38	612M	2.76
		Tech Sheet 60458		

INTERCHANGEABLE STORAGE & DISPLAY SYSTEMS

FT PRO new product

Component Organisers

Big drawer quantity: 4
Big drawer dimensions:
Length 153mm x width 127mm x height 58mm
Small drawer quantity: 8
Small drawer dimensions:
Length 153mm x width 62mm x height 37mm
Wall mounting key holes: 4
Partition with gripper: Yes
Tight-fitted partition: Yes
Cabinet material: Polypropylene
Drawer material: Clear polypropylene

Recyclable



12 Drawer Storage Cabinet

0426	Height mm	Width mm	Depth mm
V-ACO 12	245	293	164
Tech Sheet 20173			

Drawer quantity: 18
Drawer dimension:
Length 153mm x width 127mm x height 58mm
Wall mounting key holes: 4
Partition with gripper: Yes
Tight-fitted partition: Yes
Cabinet material: Polypropylene
Drawer material: Clear polypropylene

Recyclable

18 Drawer Storage Cabinet

0426	Height mm	Width mm	Depth mm
V-ACO 18	457	424	164
Tech Sheet 20173			

Big drawer quantity: 8
Big drawer dimension:
Length 153mm x width 127mm x height 58mm
Small drawer quantity: 14
Small drawer dimension:
Length 153mm x width 62mm x height 37mm
Wall mounting key holes: 4
Partition with gripper: Yes
Tight-fitted partition: Yes
Cabinet material: Polypropylene
Drawer material: Clear polypropylene

Recyclable



22 Drawer Storage Cabinet

0426	Height mm	Width mm	Depth mm
V-ACO 22	245	555	164
Tech Sheet 20173			

Small drawer quantity: 30
Small drawer dimensions:
Length 153mm x width 62 x height 37mm
Big drawer quantity: 9
Big drawer dimensions:
Length 153mm x width 127 x height 58mm
Wall mounting key holes: 4
Partition with gripper: Yes
Tight-fitted partition: Yes
Cabinet material: Polypropylene
Drawer material: Clear polypropylene

Recyclable

39 Drawer Storage Cabinet

0426	Height mm	Width mm	Depth mm
V-ACO 39	457	424	164
Tech Sheet 20173			

Drawer quantity: 60
Drawer dimension:
Length 153mm x width 62mm x height 37mm
Wall mounting key holes: 4
Partition with gripper: Yes
Tight-fitted partition: Yes
Cabinet material: Polypropylene
Drawer material: Clear polypropylene

Recyclable



60 Drawer Storage Cabinet

0426	Height mm	Width mm	Depth mm
V-ACO 60	457	424	164
Tech Sheet 20173			

Drawer quantity: 9
Drawer dimension:
Length 153mm x width 127mm x height 58mm
Bin quantity: 9
Bin drawer dimension:
Length 153mm x width 127mm x height 65mm
Wall mounting key holes: 4
Partition with gripper: Yes
Tight-fitted partition: Yes
Cabinet material: Polypropylene
Drawer material: Clear polypropylene

Recyclable

9 Drawer, 9 Bins Storage Cabinet

0426	Height mm	Width mm	Depth mm
V-ACO 9B9D	457	424	164
Tech Sheet 20173			

Drawer qty: 30
Drawer dimension:
Length 153mm x width 62mm x height 37mm
Bin drawer quantity: 30
Bin drawer dimensions:
Length 153mm x width 127mm x height 65mm
Wall mounting key holes: 4
Partition with gripper: Yes
Tight-fitted partition: Yes
Cabinet material: Polypropylene
Drawer material: Clear polypropylene

Recyclable

30 Drawer, 9 Bins Storage Cabinet

0426	Height mm	Width mm	Depth mm
V-ACO 9B30D	460	426	166
Tech Sheet 20173			

Pocket qty: 12
Side pocket Inner dimensions:
Length x 125mm x width 100mm x height 70mm
Centre pocket inner dimensions:
Length x 125mm x width 123mm x height 68mm
Wall mounting key holes: 4
Body and frame: Polypropylene
Lid: Polycarbonate

Recyclable | Body & frame | Lid

12 Pockets with Transparent Lid Storage Cabinet

0426	Height mm	Width mm	Depth mm
V-ACO 12 PTL	460	426	166
Tech Sheet 20173			

INTERCHANGEABLE STORAGE & DISPLAY SYSTEMS

Supra Storage Bins

- Impact resistant.
- Strong rear lip for use with louvred panels. Integral label holder.
- Clear access to contents.
- Manufactured from high density polypropylene.
- High and low temperature tolerant.
- Resistant to most individual solvents.
- Easy to stack on top of each other.
- Incorporates a safety stop feature at the back in SB4/5/6 for use in shelves.



Red, Blue, Yellow or Grey

0128	Colour	Height mm	Length mm	Width mm	Pack Qty
SB-1-RED-P60	Red	60	125	100	60
SB-1-BLUE-P60	Blue	60	125	100	60
SB-2-RED-P60	Red	85	170	100	60
SB-2-BLUE-P60	Blue	85	170	100	60
SB-2-YELLOW-P60	Yellow	85	170	100	60
SB-3-RED-P50	Red	125	220	130	50
SB-3-BLUE-P50	Blue	125	220	130	50
SB-3-YELLOW-P50	Yellow	125	220	130	50
SB-4-RED-P10	Red	143	290	178	10
SB-4-BLUE-P10	Blue	143	290	178	10
SB-5-BLUE-P5	Blue	145	290	363	5
SB-6-BLUE-P10	Blue	145	440	180	10
SB-7-BLUE-P6	Blue	215	435	400	6
SB-8-BLUE-P6	Blue	300	600	425	6
Tech Sheet 20172					

Accessories – Partitions

0128	Description
HP/SB4/6	Horizontal Partition for SB-4 & SB-6
VP/SB4/5	Vertical Partition for SB-4 & SB-5
VP/SB7	Vertical Partition for SB-7
VP/SB8	Vertical Partition for SB-8
Tech Sheet 20172	

Shop Floor Stands

- Free standing stands come complete with louvred panels on one side
- Easy to assemble
- Storage bins ordered separately



Free Standing Louvred Panel Stands

0128	Length mm	Width mm	Height mm	Type
FSS/L/1	457	630	1560	Single Span
FSS/L/2	914	630	1560	Double Span
FSS/L/3	1371	630	1560	Triple Span
Tech Sheet 20170				

Ideal for component storage and transfer to assembly or production areas. Unit comprises of base unit with aluminium chequered top plate fitted with castors and a frame on which four louvre panels can be fitted (supplied).

Example: trolley can hold 16 x SB-1, 32 x SB-2, 12 x SB-3, 10 x SB-4 on the panels with the base free for different sizes of bins as per your requirement.

Storage bins not supplied.

- Robust construction
- Epoxy powder coated
- Easy assembly

Mobile Louvred Panel Stand

0128	Length mm	Width mm	Height mm
SFT	970	600	1100
Tech Sheet 20171			

INTERCHANGEABLE STORAGE & DISPLAY SYSTEMS



Tool Trays

Can be screwed to walls, workstations or for use with louvred panels.

Note: tools not included.



Red, Blue or Grey

0128
TTH-RED
TTH-BLUE
TTH-GREY
Tech Sheet 20173

Multi-purpose Display Board

- 451 hanging holes
- 38 strong hooks (two sizes) and 38 locks

Note: tools not included.

Red or Blue

0128	Width mm	Height mm
MDB500-RED	505	390
MDB500-BLUE	505	390
Tech Sheet 20174		

Poly Bins & Rails

Each bin is 5" x 4" x 3".

Set of 20 Bins & 5 Rails

0128
PBR205
Tech Sheet 20175

Louvred Wall Panels

The louvred panels are made from powder-coated 1.5mm CRCA steel and come in four sizes.

These louvre panels can be easily fitted on walls or on a stand.

Note: tool tray, tools and Supra bin not included.

For Use with Supra Bins

0128	Width mm	Height mm
SB/LP1	457	457
SB/LP2	457	610
SB/LP3	457	915
SB/LP6	457	1830
Tech Sheet 20176		

PORTWEST®

On celebrating 120 years of peak protection Portwest has possessed an unrelenting ambition to produce the world's most trusted and requested protective wear. Through the decades, they have continuously proven their dedication to quality, producing world-beating safety garments, foot protection, hand protection and PPE, while pushing the boundaries in protection technologies.

Technologies that make the workplace a safer place.

INDUSTRY INSPIRED DESIGN

For 120 years, Portwest's product designers have been developing a deep understanding of the safety needs of workers across many industries. This understanding has enabled them to create industry-focused safety wear solutions tailored to the specific risks faced by professionals across a multitude of industries, allowing workers to perform at the height of their ability.

PPE & SAFEGUARDING EQUIPMENT

PORTWEST

new product

HEAD PROTECTION

The rapidly expanding Portwest head protection range aims to benefit wearers by combining the most up-to-date styles with the highest standards in head protection, irrespective of job or location. A wide selection of compatible accessories is also available.



Head Protection

- Specially designed for working at height
- Electrical insulation up to 1000V AC or 1500V DC (EN50365)
- Unvented helmet shell for safe use with electrical applications
- 6-point textile suspension harness for enhanced wearer comfort and safety
- Size adjustable headband via wheel ratchet system
- Chin strap included

CE UKCA CE CAT III

Height Endurance Helmet

0352	Colour
PS53BKR	Black
PS53ORR	Orange
PS53RBR	Royal Blue
PS53WHR	White
PS53YER	Yellow

- Specially designed for working at height
- Size adjustable headband via wheel ratchet system
- Hi-visibility colour for visibility in daylight
- Y-style 4-point chin strap
- Light and robust

CE UKCA

Height Endurance Helmet

0352	Colour
PS73ORR	Orange
PS73RBR	Royal Blue
PS73RER	Red
PS73WHR	White
PS73YER	Yellow

BEST SELLER

- Unvented helmet shell for safe use with electrical applications
- Electrical insulation up to 1000V AC or 1500V DC (EN 50365)
- Size adjustable headband via wheel ratchet system
- 4-point textile suspension harness for enhanced wearer comfort and safety
- Soft foam sweat band included

CE UKCA CE CAT III

Safety Helmet

0352	Colour
PS57ORR	Orange
PS57RBR	Royal Blue
PS57RER	Red
PS57WHR	White
PS57YER	Yellow

- Portwest exclusive design and patented model
- Translucent shell to see through peak and sides
- 6-point textile suspension harness for enhanced wearing comfort and safety
- Vented helmet shell to allow air circulation cooling the wearer's head
- Size adjustable headband via wheel ratchet system
- UV 400 stabilised

CE UKCA CE CAT III

Peak View Ratchet Hard Hat, Vented

0352	Colour
PV60BLU	Blue
PV60GNR	Green
PV60ORR	Orange
PV60SKR	Smoke
PV60YER	Yellow

- Premium style bump cap with innovative plastic shell
- Durable and impact resistant PE shell
- EPP foam liner for maximum impact protection
- Lightweight for enhanced wearer comfort
- Reflective piping for increased visibility
- Multiple ventilation holes in plastic shell and top mesh on cap
- Short peak
- Brightness 150 lumens

CE UKCA

Bump Cap

0352	Colour
PS79BKR	Black
PS79NAR	Navy
PS79ORR	Orange
PS79YER	Yellow

- Equipped with a removable and USB rechargeable light
- Inner ABS shell and soft pad for shock absorption
- Durable high density EVA protects and gives comfort to the wearer
- USB rechargeable Li-ion battery

CE UKCA

Bump Cap with LED Light

0352	Colour	Brightness
PW29NAR	Navy	150 Lumens

Light only

- Magnetic housing makes it easy to put on and remove
- Adhesive backing to attach housing to helmets
- Compatible with most hard hats
- USB rechargeable Li-ion battery
- Function high-medium-flash
- Brightness 150 lumens

CE UKCA

Magnetic Helmet Light

0352	Brightness
HV29BKR	150 Lumens

PORTWEST new product

EAR PROTECTION

Portwest's hearing protection range includes PPE with different level sound attenuation, to be adapted to various working environments giving the correct protection from dangerous noise, without isolating the workers. This new range of earmuffs offer a variety of models and colours allowing a personalised choice.

Ear Protection

- Padded headband for comfort
- Adjustable dual pin system provides multiple positioning for better fit
- SNR 34dB attenuation level
- Light and robust

CE UKCA CE CAT III

Premium Ear Defenders

0352	Colour
PS46GRR	Grey

- Colour coded cups for easy identification of attenuation levels
- Reflective headband for better visibility and premium look
- Padded headband for comfort
- Adjustable dual pin system provides multiple positioning for better fit
- PW72GGN Grey/Green Trim 26db
- PW73GYR Grey/Yellow Trim 28db
- PW78GOR Grey/Orange Trim 32db

CE UKCA CE CAT III

HV Extreme Ear Defenders

0352	Colour
PW72GGN	Grey
PW73GYR	Grey/Navy
PW78GOR	Grey/Orange

- Folds to palm size for better carriage and to keep clean
- Lightweight and comfortable
- Padded headband for comfort
- Adjustable length for a secure and comfortable fit
- SNR 32db

CE UKCA CE CAT III

Top Ear Defenders

0352	Colour
PS44BKR	Black

- Ultra lightweight for long uses
- Padded headband for comfort
- Adjustable length for a secure and comfortable fit
- 100% metal free
- SNR 28db

CE UKCA CE CAT III

Classic Ear Defenders

0352	Colour
PW48RER	Red
PW48YER	Yellow

- Disposable ear plugs made from soft PU foam
- Excellent attenuation rate
- Easy to fit

CE UKCA CE CAT III

- Box Quantity - 200 pairs

Foam Ear Plugs

0352	Colour
EP02ORR	Orange

- Disposable ear plugs made from soft PU foam
- Ergonomically designed for comfort and ease of use
- Excellent attenuation rate

CE UKCA CE CAT III

- Box Quantity - 200 pairs

Bell Comfort Foam Ear Plugs

0352	Colour
EP06ORR	Orange

- Reusable earplugs to support sustainability
- Each pair individually wrapped in re-closable zip bag for hygiene purposes
- Supplied in a handy portable dispenser box

CE UKCA CE CAT III

- Box Quantity - 50 pairs

Reusable TPR Ear Plugs

0352	Colour
EP10ORR	Orange

- Disposable ear plugs made from soft PU foam
- Corded for safe keeping
- Easy to fit

CE UKCA CE CAT III

- Box Quantity - 200 pieces

Comfort Foam Corded Ear Plugs

0352	Colour
EP09ORR	Orange

PPE & SAFEGUARDING EQUIPMENT

PORTWEST new product

EYE PROTECTION

Portwest's eye protection range includes spectacles, safety goggles and visors, designed to protect the eyes and face of workers from injury during work activities

Eye Protection

Pack Qty: 1

- Single wrap around lens
- Co-injected TPE brow guard for extra protection from particles, impact and glare
- Soft rubber temple tips for non-slip fi
- KN certified lens coatings (anti-scratch/anti-fog
- Non-magnetic - nickel and ferrous free
- Exceptionally good, universal fi
- Ideal fit for smaller face shape
- Ultra lightweight for long uses

Dynamic KN Safety Glasses

0352	Colour
PS10CLR	Clear
PS10SKR	Smoke

- Wrap around style for panoramic view
- Co-injected TPE brow guard for extra protection from particles, impact and glare
- Soft rubber temple tips for non-slip fi
- KN certified lens coatings (anti-scratch/anti-fog
- Non-magnetic - nickel and ferrous free
- Soft TPR nose piece for universal fi
- Soft rubber temple tips for non-slip fi

Dynamic Plus KN Safety Glasses

0352	Colour
PS20CLR	Clear
PS20SKR	Smoke

- Suitable for wearing over most prescription glasses
- Adjustable elastic headband for a perfect fi
- Protects from fluid and splashe
- Anti-scratch coating for added durability
- Anti-fog coating for additional comfort to the wearer

Over Safety Glasses

0352	Colour
PS24CLR	Clear

- Lightweight premium design wrap-around design
- Superior front and side face protection
- Back foam ventilation and lens treatment prevents misting and fogging of the ocular
- Adjustable dual pin system provides multiple positioning for better fi
- Adjustable elastic headband for a perfect fi
- Protects from fluid and splashe

Slim Safety Goggles

0352	Colour
PW26CLR	Clear

- Single panoramic lens glasses
- Detachable foam offers additional protection against shocks and dust
- Lightweight wrap-around design
- Flexible arms for ultra comfort
- Soft arms tips for ultra comfort
- Excellent side protection
- Anti-scratch/anti-fog
- 99% UV Protection

Best seller

Wrap Around Spectacles

0352	Colour
PS32AMR	Amber
PS32CLR	Clear
PS32MIR	Mirror
PS32SKR	Smoke

- Single panoramic lens glasses
- Extendable side arms for secure and comfortable fi
- Anti-scratch coating for added durability
- Moulded side shield and brow guard for optimised protection against impacts
- Excellent side protection
- 99% UV protection

Welding Safety Spectacles

0352	Colour
PW68BGR	Bottle Green

- Supplied in a handy portable dispenser box
- Low linting construction for minimal contamination
- Each towelette individually wrapped

Box Qty: 100

Lens Cleaning Wipes

0352	Colour	Box Quantity
PA01WHR	White	100

- Silicone free - Ideal for manufacturing, paint applications, electronics and glass handling where silicone is problematic
- Anti-static and anti-fog formula

PORTWEST new product

RESPIRATORY PROTECTION

Portwest's range of face masks is designed to offer the most comfortable and best fitting product. A user-friendly range, including disposable masks, half masks and filters. Breathe easier with Portwest.

Respiratory Protection

- Ultrasonic welded head straps
- Foam padding around the nose bridge for additional comfort
- Adjustable nose bar for improved fit and reduced fogging of glasses
- Comfortable cup style respirator
- **Pack of 20**

FFP1 Respirator

0352	Colour	Quantity
P100WHR	White	20

- Ultrasonic welded head straps
- Foam padding around the nose bridge for additional comfort
- High performance exhalation valve to reduce heat and provide comfort when used in hot and humid conditions
- Adjustable nose bar for improved fit and reduced fogging of glasses
- Comfortable cup style respirator
- **Pack of 10**

FFP1 Valved Respirator

0352	Colour	Quantity
P101WHR	White	10

- High performance exhalation valve to reduce heat and provide comfort when used in hot and humid conditions
- Adjustable nose bar for improved fit and reduced fogging of glasses
- Foam padding around the nose bridge for additional comfort
- Ultrasonic welded head straps
- Comfortable cup style respirator
- **Pack of 10**

FFP2 Valved Respirator

0352	Colour	Quantity
P201WHR	White	10

- Special compact vertical fold-flat design
- Ultrasonic welded head straps
- Foam padding around the nose bridge for additional comfort
- **Pack of 20**

FFP2 Flat Fold Respirator

0352	Colour	Quantity
P250WHR	White	20

- High performance exhalation valve to reduce heat and provide comfort when used in hot and humid conditions
- Special compact vertical fold-flat design
- Ultrasonic welded head straps
- Adjustable nose bar for improved fit and reduced fogging of glasses
- Foam padding around the nose bridge for additional comfort
- **Pack of 20**

FFP2 Valved Flat Fold Respirator

0352	Colour	Quantity
P251WHR	White	20

- Special compact vertical fold-flat design
- Ultrasonic welded head straps
- Adjustable nose bar for improved fit and reduced fogging of glasses
- Foam padding around the nose bridge for additional comfort
- **Pack of 20**

FFP3 Flat Fold Respirator

0352	Colour	Quantity
P350WHR	White	20

- High performance exhalation valve to reduce heat and provide comfort when used in hot and humid conditions
- Adjustable nose bar for improved fit and reduced fogging of glasses
- Ultrasonic welded head straps
- **Pack of 10**

FFP3 Light Cut Respirator

0352	Colour	Quantity
P304WHR	White	10

- Dual bayonet filter connections
- Quick and easy to disassemble for cleaning
- 4-point plastic suspension harness for wearer comfort, safety and easy cleaning
- Adjustable strap fastening for flexible sizing

Filters sold separately

TPR Half Mask

0352	Colour	Size
P421GRRS/M	Grey	M
P421GRRM/L	Grey	L

- Dual bayonet filter connections
- Quick and easy to disassemble for cleaning
- 4-point plastic suspension harness for wearer comfort, safety and easy cleaning
- Adjustable strap fastening for flexible sizing

Filters sold separately

Silicone Half Mask

0352	Colour	Size
P431BLUS/M	Blue	M
P431BLUM/L	Blue	L

- Class 2 thermoplastic rubber full face mask
- Durable polycarbonate visor provides all round visibility
- Adjustable 6-point quick release harness for a uniform face seal
- Dual bayonet filter connections
- Anti-scratch & anti-fog coating

Filters sold separately

Protective film for P500 also available

Vienna Full Face Mask

0352	Colour
P500BKR	Black

PPE & SAFEGUARDING EQUIPMENT

PORTWEST

new product

HAND PROTECTION

A newly expanded range of hand protection products caters for all work and safety needs. Only the best materials and manufacturing methods are used in the production of this extensive and highly specialised range.

Cut Gloves

Pack Qty: 1 pair

- Level F cut resistance
- 13 gauge liner for a perfect fit
- Nitrile foam coating for excellent grip in wet and dry conditions
- Reinforced thumb crotch for extra protection and durability
- This glove can be used with most mobile touch screen devices
- Reflective label for improved visibility

Nitrile Cut Glove

0352	Size	Colour
A672K8RXS	XS	Black
A672K8RS	S	Black
A672K8RM	M	Black
A672K8RL	L	Black
A672K8RXL	XL	Black
A672K8RXXL	XXL	Black

- Level F cut resistance
- Seamless 13 gauge liner
- Smooth PU coating for increased abrasion resistance
- Reinforced thumb crotch for extra protection and durability
- This glove can be used with most mobile touch screen devices
- Reflective label for improved visibility
- Protection against contact heat up to 100°

PU Cut Glove

0352	Size	Colour
A670K8RXS	XS	Black
A670K8RS	S	Black
A670K8RM	M	Black
A670K8RL	L	Black
A670K8RXL	XL	Black
A670K8RXXL	XXL	Black

- Level D cut resistance
- Seamless 13 gauge liner
- Liquid Pro offers maximum liquid protection
- Dual latex coating
- Prevents grease, oil and water penetration
- Excellent for jobs requiring high dexterity

Liquid Pro Cut Glove

0352	Size	Colour
AP81B4RXS	XS	Blue
AP81B4RS	S	Blue
AP81B4RM	M	Blue
AP81B4RL	L	Blue
AP81B4RXL	XL	Blue
AP81B4RXXL	XXL	Blue

- Level C cut resistance
- 13 gauge liner for a perfect fit
- Smooth PU coating for increased abrasion resistance
- Palm dipped to increase dexterity and ventilation
- Breathable seamless liner
- Medium risk cut protection
- Protection against contact heat up to 100°

Impact Cut Resistant Glove

0352	Size	Colour
A622G7RXS	XS	Grey/Black
A622G7RS	S	Grey/Black
A622G7RM	M	Grey/Black
A622G7RL	L	Grey/Black
A622G7RXL	XL	Grey/Black
A622G7RXXL	XXL	Grey/Black
A622G7RXXXL	XXXL	Grey/Black

- Level D cut resistance
- Seamless 13 gauge liner
- Protects against cuts and abrasion
- Double dipping for maximum liquid repellency
- Sandy finish for exceptional grip in water, grease or oil
- Prevents grease, oil and water penetration

Aqua Pro Cut Glove

0352	Size	Colour
AP50B8RS	S	Black
AP50B8RM	M	Black
AP50B8RL	L	Black
AP50B8RXL	XL	Black
AP50B8RXXL	XXL	Black

BEST SELLER

- Nitrile foam coating for excellent grip in wet and dry conditions
- Palm dipped to increase dexterity and ventilation
- 15 gauge liner for extra dexterity
- Breathable seamless liner
- Lightweight and comfortable
- Maximum EN level 4 abrasion

Dermiflex Glove

0352	Size	Colour
A350BKRXS	XS	Black
A350BKRS	S	Black
A350BKRM	M	Black
A350BKRL	L	Black
A350BKRXL	XL	Black
A350BKRXXL	XXL	Black
A350BKRXXXL	XXXL	Black

PORTWEST new product

Gloves

Pack Qty: 1 pair

BEST SELLER

- Smooth PU coating for increased abrasion resistance
- Palm dipped to increase dexterity and ventilation
- 13 gauge liner for a perfect fi
- Perfect for intricate tasks
- Maximum dexterity
- Superb abrasion and tear resistance

PU Palm Glove

0352	Size	Colour
A120BKRXXS	XXS	Black
A120BKRXS	XS	Black
A120BKRS	S	Black
A120BKRM	M	Black
A120BKRL	L	Black
A120BKRXL	XL	Black
A120BKRXXL	XXL	Black
A120BKRXXXL	XXXL	Black

- Made using a sustainable bamboo liner
- 15 gauge liner for extra dexterity
- Palm dipped to increase dexterity and ventilation
- Nitrile foam coating for excellent grip in wet and dry conditions

Foam Nitrile Bamboo Gloves

0352	Size	Colour
AP10K8RXS	XS	Black
AP10K8RS	S	Black
AP10K8RM	M	Black
AP10K8RL	L	Black
AP10K8RXL	XL	Black
AP10K8RXL	XL	Black

BEST SELLER

- Latex foam coating for excellent grip in wet and dry conditions
- Crinkle latex grip offers excellent grip
- Tough 10 gauge liner
- Breathable seamless liner
- Premium quality work glove
- Open back for breathability

Latex Grip Glove

0352	Size	Colour
A100G4RS	S	Grey/Blue
A100G4RM	M	Grey/Blue
A100G4RL	L	Grey/Blue
A100G4RXL	XL	Grey/Blue
A100G4RXXL	XXL	Grey/Blue
A100GNRM	M	Green
A100GNRL	L	Green
A100GNRXL	XL	Green
A100GNRXXL	XXL	Green
A100K8RM	M	Black
A100K8RL	L	Black
A100K8RXL	XL	Black
A100K8RXXL	XXL	Black
A100ORRS	S	Orange
A100ORRM	M	Orange
A100ORRL	L	Orange
A100ORRXL	XL	Orange
A100ORRXXL	XXL	Orange
A100R8RM	M	Red/Black
A100R8RL	L	Red/Black
A100R8RXL	XL	Red/Black
A100R8RXXL	XXL	Red/Black

- Specially designed for use in cold conditions
- Palm dipped to increase dexterity and ventilation
- Crinkle latex grip offers excellent grip
- Warm 10 gauge acrylic liner for cold protection
- Breathable seamless liner
- Ergonomically designed for comfort and ease of use

Thermal Grip Glove

0352	Size	Colour
A140BKRXS	XS	Black
A140BKRS	S	Black
A140BKRM	M	Black
A140BKRL	L	Black
A140BKRXL	XL	Black
A140BKRXXL	XXL	Black
A140ORBM	M	Orange/Black
A140ORBL	L	Orange/Black
A140ORBXL	XL	Orange/Black
A140ORBXXL	XXL	Orange/Black

- Fully coated for maximum liquid protection
- Nitrile foam coating for excellent grip in wet and dry conditions
- Superb abrasion and tear resistance
- 13 gauge liner for a perfect fi
- Lightweight and comfortable
- Elasticated cuffs for a secure fi

Dermi Pro Glove

0352	Size	Colour
AP30O8RXS	XS	Orange/Black
AP30O8RS	S	Orange/Black
AP30O8RM	M	Orange/Black
AP30O8RL	L	Orange/Black
AP30O8RXL	XL	Orange/Black
AP30O8RXXL	XXL	Orange/Black

- Liquid Pro offers maximum liquid protection
- Latex foam coating for excellent grip in wet and dry conditions
- Dual latex coating for additional protection in tough conditions
- 13 gauge liner for a perfect fi
- Lightweight and comfortable
- Elasticated cuffs for a secure fi

Liquid Pro Glove

0352	Size	Colour
AP80B4RS	S	Blue
AP80B4RM	M	Blue
AP80B4RL	L	Blue
AP80B4RXL	XL	Blue
AP80B4RXXL	XXL	Blue

PPE & SAFEGUARDING EQUIPMENT

PORTWEST new product

Gloves

- High performance multi-purpose glove
- Reinforced thumb crotch for extra protection and durability
- This glove can be used with most mobile touch screen devices
- Lightweight and comfortable
- Wrist strap for secure fittin
- Specially engineered high visibility material

PW3 General Utility Glove

0352	Size	Colour
A770BKYS	S	Black/Yellow
A770BKYM	M	Black/Yellow
A770BKYL	L	Black/Yellow
A770BKYXL	XL	Black/Yellow
A770BKYXXL	XXL	Black/Yellow

- Level B cut resistance
- High performance multi-purpose glove
- Reinforced thumb crotch for extra protection and durability
- This glove can be used with most mobile touch screen devices
- Wrist strap for secure fittin
- Lightweight and comfortable

DX4 Cut Glove

0352	Size	Colour
A774K2RS	S	Black/Yellow
A774K2RM	M	Black/Yellow
A774K2RL	L	Black/Yellow
A774K2RXL	XL	Black/Yellow
A774K2RXXL	XXL	Black/Yellow
A774MBRS	S	Metro Blue
A774MBRM	M	Metro Blue
A774MBRL	L	Metro Blue
A774MBRXL	XL	Metro Blue
A774MBRXXL	XXL	Metro Blue

- High performance multi-purpose glove
- Reinforced panels in high wear areas for maximum durability
- Additional knuckle padding for extra protection
- Durable synthetic leather palm
- Reinforced padded palms
- Wrist strap for secure fittin

Impact Performance Glove

0352	Size	Colour
A720NARM	M	Navy
A720NARL	L	Navy
A720NARXL	XL	Navy
A720NARXXL	XXL	Navy

BEST SELLER

- Premium full grain cow leather
- Breathable leather for use in mild and hot climates
- Classic leather driver
- Superb abrasion and tear resistance
- Increased puncture resistance properties
- Durable leather

Lined Drivers Glove

0352	Size	Colour
A271TARL	L	Tan
A271TARXL	XL	Tan

- Silicone free - Ideal for manufacturing, paint applications, electronics and glass handling where silicone is problematic
- Suitable for use in chemical, oil and food industries
- Textured pattern for enhanced grip
- Flock lined for added comfort
- 0.38mm thickness
- 330mm length

Nitrosafe Chemical Gauntlets

0352	Size	Colour
A812GNRXS	XS	Green
A812GNRS	S	Green
A812GNRM	M	Green
A812GNRL	L	Green
A812GNRXL	XL	Green
A812GNRXXL	XXL	Green

Disposable Gloves

Manufactured from synthetic nitrile rubber our disposable nitrile gloves eliminate the risk of allergic reaction associated with latex gloves. Textured finish provides enhanced fingertip gri and dexterity in both wet and dry conditions.

- Suited for food processing plants and resistant to greases, animal fats and oils
- Disposable nitrile gloves eliminate the risk of allergic reaction associated with latex gloves
- Smooth and non-textured with a beaded cuff
- Acceptable quality limit (AQL) 1.5
- 240mm length
- 0.07mm thickness
- Retail box which aids presentation for retail sales
- CE certifie
- CE foodsafe

100 gloves per box.

Materials: Nitrile

A925 Powder Free Nitrile Disposable Gloves

0352	Size	Colour	Box Quantity
A925BLUS	S	Blue	100
A925BLUM	M	Blue	100
A925BLUL	L	Blue	100
A925BLUXL	XL	Blue	100

Premium high strength disposable gloves using innovative crystal grip technology. 7mm thickness for exceptional strength. Highly durable synthetic nitrile compound make this glove three times stronger than standard nitrile.

- Silicone Free
- Idea for auto manufacture, electronics and glass sectors
- Crystal grip technology
- Silicone free. Ideal for manufacturing, paint applications, electronics and glass handling where silicone is problematic
- Suited for food processing plants and resistant to greases, animal fats and oils
- Three times stronger than standard nitrile
- 7mm/0.18mm thickness for exceptional strength
- 240mm length
- Highly durable synthetic nitirile compound
- Retail box which aids presentation for retail sales
- Ideal for auto repair, construction and other sectors
- Acceptable quality limit (AQL) 1.5
- This product is sold in inner boxes
- CE certifie
- CE foodsafe

100 gloves per box.

Materials: Nitrile

HD Disposable Gloves

0352	Size	Colour	Box Quantity
A930ORRM	M	Orange	100
A930ORRL	L	Orange	100
A930ORRXL	XL	Orange	100

PORTWEST new product

Knee Pads

- Ergonomically designed and tested straps ensure no pinching to the back of the wearers leg
- A strong and durable outer shell makes for a long lasting tough knee pad
- Silicone gel inserts protect joints and ensure great wearer comfort

Super Gel Knee Pads

0352	Colour
KP30BKR	Black

- Tough abrasion resistant PVC shell
- Thick silicone gel adapts to your kneecap
- Ergonomically designed and tested straps ensure no pinching to the back of the wearers leg

Ultimate Gel Knee Pads

0352	Colour
KP40BKR	Black

- Lightweight EVA foam cushioning
- Reduces knee and back strain
- Integral carry handle

Kneeling Pad

0352	Colour
KP05BKR	Black

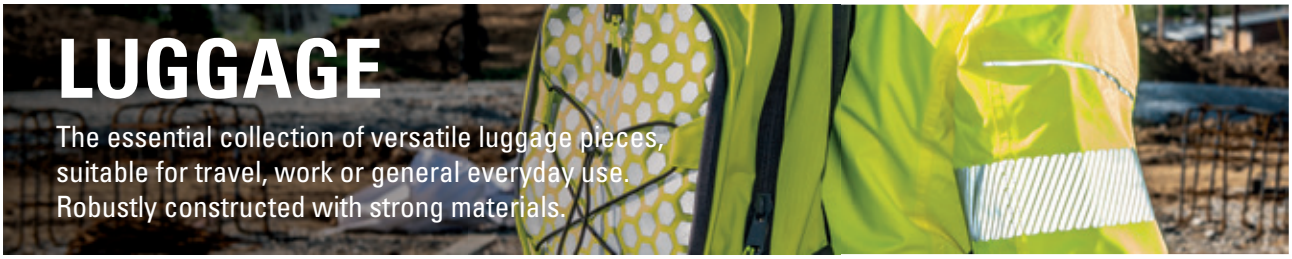

Duffle Bag

- Ideal for carrying tools, equipment or for use as a travel bag
- Two zipped compartments
- Robust base panel
- Adjustable shoulder strap for added comfort
- 65cm x 25cm x 35cm
- 60 litres

0352	Colour	Size Litres
B960BKR	Black	60

Boot Bag

- Generous storage to fit most work boots
- Carry handle for added convenience
- Integrated changing mat
- 35cm x 30 cm x 12 cm
- 12 litres

0352	Colour	Size Litres
B914BKR	Black	12

Rucksacks

- Heat applied segmented reflective tape for added visibility
- Pull string front provides extra storage
- Two mesh water bottle pockets double as multi-use pockets
- 38cm/15" laptop sleeve
- Padded mesh back panel and a breathable lumbar panel for comfortable ventilated support
- 47cm x 30cmx 19.5 cm
- 25 litres

PW3 Hi-Vis Rucksack

0352	Colour	Size Litres
B955YER	Yellow	25

- Padded double straps for added support
- Reflective tape for increased visibility
- Padded back panel for wearer comfort
- Phone pocket
- 28cm x 21cm x 43 cm
- 25 litres

Hi-Vis Rucksack

0352	Colour	Size Litres
B905ORR	Orange	25
B905YER	Yellow	25

PPE & SAFEGUARDING EQUIPMENT

PORTWEST new product

Overalls

- Elasticated hood, ankles, cuffs and waist
- Two way front zip and sealable front fla
- Anti static
- Excellent liquid and particulate barrier protection

Microporus Overall

0352	Size	Colour
ST40WHRS	S	White
ST40WHRM	M	White
ST40WHRL	L	White
ST40WHRXL	XL	White
ST40WHRXXL	XXL	White
ST40WHRXXXL	XXXL	White

Sleeve

- Elasticated cuffs for a secure fi
- Designed for a comfortable fi
- Box of 150 pairs

Microporous Sleeve

0352	Colour
ST43WHR	White

Cut level D

Cut Resistant Sleeve

0352	Colour
A690GRR	Grey
A690YER	Yellow

Overshoes

- Disposable boot covers for superior protection against cross contamination
- Elasticated cuffs for a secure fi
- Box of 200 pairs

Microporous Shoe Cover

0352	Colour
ST44WHR	White

PPE & SAFEGUARDING EQUIPMENT

Engineers Gloves

Superior Nitrile Gloves, Orange, 50 Singles Pack

0086	Size
5300-207	S (7)
5300-208	M (8)
5300-209	L (9)
5300-210	XL (10)

Superior Nitrile Gloves, Black, 50 Singles Pack

0086	Size
5300-107	S (7)
5300-108	M (8)
5300-109	L (9)
5300-110	XL (10)
5300-111	XXL (11)

INDUSTRIAL CLEANING EQUIPMENT

Hand Wet Wipes

The moist wipes require no additional liquids as the low alcohol base anti-bacterial cleaning solutions helps clear all stains and marks leaving the skin cleansed as well as dry thanks to rapid evaporation.
Each tub contains 150 perforated sheets.

Degreasing Wipes

0212	Quantity
IPGM	150 Wipes

A powerful alcohol based cleaning solution that quickly gets to work on paint and related stains cleaning fast. Each tub contains 150 perforated sheets.

Paint & Mastic Removing Wipes

0212	Quantity
IPGP	150 Wipes

In todays food preparation areas, hygiene guidelines are tough and the risk of cross contamination through neglecting these requirements puts many people at risk. With the surface wipes, killing off all potentially lethal bacteria from passing from one product to another.

Sani Safe Disinfectant Wipes

0212	Quantity
IPSS4	200 Wipes

These handy wipes are an ideal size to keep handy and give off a pleasant fragrance that also identifies when the product is actively killing off bacteria.

Office Wipe

0212	Quantity
BA035	150 Wipes

Non-woven Dry Wipes

A strong, low lint, solvent resistant, absorbent cloth. Supplied in a handy dispenser box, suitable for all applications.

Super Strong Low Lint Rag Replacement

0212	Quantity
DWTWDP	150 Wipes

An industrial 2 ply centre feed roll.

Wiper Rolls

0212	Length Metres	Quantity
CF14BE	140	6 Rolls
MR74	140	2 Rolls

A retail branded quality 2 ply toilet roll.

Toilet Rolls

0212	Quantity	Colour
CT402839	40 Rolls x 220 Sheets	White

A high volume toilet roll suitable for volume use areas. 76mm core.

Jumbo Toilet Rolls

0212	Quantity
JT04	12 Rolls

A quality soft hand towel white C-fold.

Hand Towels

0212	Quantity
HT24	2400 Towels

Dispensers

Lockable.

C-Fold Hand Towel Dispenser

0212
HTD534

Mini Jumbo Toilet Roll Dispenser

0212
JTD202

Standard Centrefeed Roll Dispenser

0212
CFD216

Portable free standing dispenser.

Floor Stand Dispenser

0212
MRD522

ENGINEERING CONSUMABLES

Lockout & Tagout Products

Universal Circuit Breaker Lockout

0086	Description
LOK043	Universal MCB Lockout

Mini Circuit Breaker Lockout

0086	Type	Colour
LOK020-L	Pin Out	Yellow

Electrical/Pneumatic Plug Lockout

0086
LOK030

Lockout Kit, Medium

0086
LOK116

Maintenance Electrical Lockout Kit

0086
LOK230

Electrical Lockout Kit

0086
LOK229

Lockout Board, 5 Station

0086
LOK172

Lockout Board, 10 Station

0086
LOK173

Multi-purpose Cable Lockout

0086	Cable Type
LOK014	2.5 Metre Nylon Cable

FT PRO

For **Spill Absorbents & Spill Prevention** see pages **279-282**

ENGINEERING CONSUMABLES

Lockout & Tagout Products

Ball Valve Lockouts

0086	Size mm	Maximum Handle Length mm
LOK023	9.5-31	190
LOK024	32-76	254

Ladder Tag Kit, 10 Pieces

0086	Description
TG04BOX	10 Piece Ladder Tag Kit

Lockout Tags, Double Sided, 10 Pack

0086	Description
LOK073	Do Not Use/Do Not Open - Double Sided, 10 Pack

Safety Lockout Padlocks

0086	Colour
LOK011-L	Black
LOK010-L	Blue
LOK007-L	Red
LOK008-L	Yellow
LOK009-L	Green

Dielectric Safety Lockout Padlock, Non-conductive

0086	Colour
LOK068	Yellow

First Protection

Fire Extinguisher - Powder

0086	Description
14364	600kg Dry Powder Extinguisher
14365	800kg Dry Powder Extinguisher

Fire Extinguisher - Powder

0086	Description
14366	1kg Dry Powder Extinguisher

First Aid

Travel Pouch 1 Person First Aid Kit

0086
254810

Van & Truck Drivers First Aid Kit

0086
254809

ENGINEERING CONSUMABLES

Shadowboard Cleaning Stations

Style A

0086	Colour
SB-BD01-BL	Blue
SB-BD01-GR	Green
SB-BD01-RD	Red
SB-BD01-YL	Yellow

Style B

0086	Colour
SB-BD02-BL	Blue
SB-BD02-GR	Green
SB-BD02-RD	Red
SB-BD02-YL	Yellow

Style C

0086	Colour
SB-BD03-BL	Blue
SB-BD03-GR	Green
SB-BD03-RD	Red
SB-BD03-YL	Yellow

Style D

0086	Colour
SB-BD04-BL	Blue
SB-BD04-GR	Green
SB-BD04-RD	Red
SB-BD04-YL	Yellow

Duracell Industrial Batteries

AA Batteries, 10 Pack

0086
DPB2A

AAA Batteries, 10 Pack

0086
DPB3A

9V Battery

0086
DPB9V

Padlocks

Standard Brass Padlocks

0088	Size mm
SP24L	30
SP26L	40

Brass 4 Wheel Combi Padlock

0088	Size mm
SP162P	30

Weather Resistant Padlock

0088	Size mm
SP160P	30

PEAK INDUSTRIAL

i-Flow: **Cost effective** on-site **nitrogen gas** generation

- Economical, on-demand N2 solution that saves you money
- Highly efficient & reliable technology, for maximum productivity
- Future-proof, expandable design to meet your growing demands
- Expert consultation & system design, backed by world-class support

Contact us today to discover more!

Brand Index

ADBLUE
Fuelling Equipment & Accessories 1623-1624

AEROPRO
Pneumatic Power Tools & Spraying Equipment 1704-1713

AIGNEP
Adaptors & Fittings 1209-1211
Ball Valves 928, 942
Digital Flow & Pressure Sensor 420
Hose Adaptors 1148
Manifolds 1220
Push-in Fittings 817-820, 852-861, 878-879
Pneumatic Quick Release Couplings & Plugs 391
Ring Main 1081-1084
Valves 627

AIRCOM
Ring Main 1068-1080

AIRCOMP
Valves 629

AIRNET
Ring Main 1085-1086

ALLIED HYGIENE
Industrial Cleaning Equipment 1761

AIR TORQUE
Actuation 1015

ALWITCO
Mufflers 632

AMBERSIL
Aerosols & Cleaning 1570-1583

BAMBI
Compressors 1703

BAND-IT
Steel Strapping & Accessories 1554-1555

BECK AIR
Air Knives & Amplifiers 1614-1616

BETABITE HYDRAULICS
Hydraulic Imperial Compression Fittings 141-143

BRAUER
Air Movers 1613

BROWNALL
Air Vents & Valves 979

BVA HYDRAULICS
Hydraulic Tooling & Lifting Equipment 274-278

BURNETT & HILLMAN
Hydraulic Adaptors 52-81

CAMOZZI
Air Preparation 691-698
Brass Fittings (Truck) 890-894
Directional Control Valves 621-622, 636
Manual & Mechanical Valves 559-563
Pilot Valves Pneumatic & Accessories 607
Pneumatic Cylinders & Accessories 475, 507-511
Push-in Fittings 832-834, 870-874
Solenoid Valves & Accessories 592-596

CHICAGO PNEUMATIC
Air Tools 1716-1718

COMER
Ball Valves 937, 945
Pipe Systems 1097-1115

CRANE
Malleable Iron Fittings 1370-1376

CROUZET
Pneumatic Control 613

DANFOSS
CETOP 3 Valves 209-213
CETOP 5 Valves 214-218
CETOP Coils 219
Flange Couplings 135
Hydraulic Fittings & Couplings 116-134
Reinforcing Tube Inserts 182
Vane & Piston Pumps 221-225
Valves 136-137
Walform Machine 115

DALLAI
Lever Lock Water Pump Couplings 1505-1510

DNP
Hydraulic Quick Release Couplings & Plugs 295-307

DONALDSON
Condensate Management 432

EE
Malleable Iron Fittings 1338-1348

ELETTROTEC
Float Level Switches 441-442
Flow Indicators 438
Flow Meters 439-440
Flow Switches 437
Pressure Switches 423-424
Pressure Transducers 422
Temperature Switches 421
Vacuum Switches 425

ENOLGAS
Actuation 993-994, 1005-1006
Ball Valves 935

ETI
Thermometers 446

FESTO
Actuation 1017, 1020, 1023
Air Preparation 657-662
Angle Seat Valves 1050
Cylinder Sensors 426
Flow Sensors 427
Pneumatic Cylinders & Accessories 461-468, 487-490, 521-531, 543-544
Pressure Sensors 428
Push-in Fittings 808-816
Solenoid Valves & Accessories 578-582, 1035-1036
Tubing 911-912

FEMCO
Quick Oil Drain Plugs 1650-1653

FINI
Compressors 1702

FLAMCO
Pipe Clips & Fixing Systems 1549-1551

FLARETITE
Hydraulic Seals 111

FOGCO
Misting Systems 1687-1696

FT PRO
Actuation 1002-1004, 1013-1014, 1020, 1022
Adaptors & Fittings 1165-1177, 1196-1202, 1206-1208
Air Jets 1611
Air Preparation 637-656
Air Receivers & Accessories 433-434
Air Vents 979
Angle Seat Valves 1049
Balancing Valves 978
Ball Valves 922-926, 937-939, 937-939, 946, 952
Blow Guns 1593-1595, 1609
Breaker Hose Assemblies 15
Butt Weld Fittings 1392
Butterfly Valves 967-971
Cam & Groove Quick Couplings 1467-1472
CETOP Directional Control Valves 202-208
Check & Non-return Valves 242, 627, 960-961, 965
Cleaning Kits Hose & Pipe 49
Clips & Clamps 1513-1516, 1536, 1540, 1545-1548
Condensate Management 435
Coolant Hose Systems 1498-1502
Counters 614
Couplings Clamps & Accessories 1480-1493, 1496-1497
Diesel Filters 1629-1631
Drain Valves 1024-1025
Ducting 1437-1438
Filter Elements 762
Fire Sleeve 44-45
Flanges & Gaskets 1386-1390
Flow Regulators 1160
Fuelling Equipment & Accessories 1620, 1622, 1625-1627, 1638
Gate Valves 957-958
Globe Valves 975
Greasing & Lubrication Equipment 1639
Hand Rail Systems 1393-1398
Hose Ferrules 1556
Hose Reels 1448-1453
Hose, Tube & Assemblies 895-905, 909-910, 913-917, 1383, 1402-1408, 1409-1422, 1433-1436, 1482, 1484
Hose Tails 1140-1147, 1149, 1154-1155
Hydraulic Accessories 255-256, 260-262

Hydraulic Ball Valves 238-240
Hydraulic Ball Valves Stainless Steel 242, 956, 957
Hydraulic Control Valves 241
Hydraulic Hose Connectors 17-27
Hydraulic Hose Ferrules 16
Hydraulic Hose Range 6-14
Hydraulic Oils 283
Hydraulic Pressure Gauges Stainless Steel 263, 267
Hydraulic Push Style Hose System 38-40
Hydraulic Quick Release Couplings & Plugs 290-294
Hydraulic Reusable Fittings 41
Hydraulic Valves 243
Hydraulic Valves Threaded 244-246
Hygienic Valves Stainless Steel 967
Knife Gate Valves 959
Logic Valves 611
Malleable Iron Fittings 1378-1380, 1384-1385
Manual & Mechanical Valves 545-549
Needle Valves 982
Paint Spraying Equipment 1714
Pilot Valves Pneumatic & Accessories 600-601
Pipe Fittings 1180, 1186-1189, 1191-1195
Pneumatic Cylinders & Accessories 450-460, 478-486, 516-520, 542
Pneumatic Power Tools & Accessories 1720
Pneumatic Quick Release Couplings 321-329, 1473-1474
Pneumatic Vibrators 625
Polyethylene Pipe System 1093-1096
Pressure Gauges 410-412, 414-415
Pressure Relief Valves 985-986
Pressure Hoses 1649
Protective Hose Sleeves 45-46
Pumps & Pump Kit 1610, 1632-1636
Push-in Fittings 766-792, 843-847, 875-877
Quick Fittings 1156-1159
Rotating & Swivel Joints 1224
Sight Glasses 436
Silencers 630-631
Solenoid Valves & Accessories 575-577, 1026-1029, 1043-1046
Spill Absorbents & Spill Prevention 279-284
Spiral Hose Guard 47-48
Spray Guns 1679
Sprinklers 1680
Standpipe Adaptors 137
Storage & Display 1747-1749
Swivel Air Couplings 1719
Tank Gauges 1654
Thermometers 417
Tyre Inflation Equipment 1721
Valves & Accessories 615-616, 1056-1060
Wash Down Equipment 1666-1678
Washers Fibre 110
Water Couplings 1475, 1503-1504
Water Guns 1657-1658
Workshop Fluid Transfer 1655-1656
Y Strainers 972, 974

GENEBRE
Ball Valves 951
Check Valves 964, 966
Float Valves 1059
Needle Valves 982-983
Actuation 997

GF
Malleable Iron Fittings 1356-1369

GRACO
Pumps & Process Equipment 1684-1685

GROZ
Fuelling Equipment & Accessories 1628

HAITIMA
Actuation 993-1003, 1008-1112, 1015, 1022
Ball Valves 947-955
Check Valves 963
Gate Valves 958
Globe Valves 977
Pipe Fittings 1181-1185
Y Strainers 973

HAVIT
SAE Flanges 101-108

HOZELOCK
Hose 1432

ICP VALVES
Ball Valves 936
Check Valves 965
Gate Valves 959
Globe Valves 976-977

IMPULSE AUTOMATION
Counters 614
High Precision Regulators 704
Pneumatic Cylinders & Transmitters 537

ITAP
Ball Valves 927, 929-931, 940, 958
Check Valves 962
Drain Valves 1058
Manifolds 1214
Pressure Reducing Valves 980
Push-in Fittings 885-886
Strainers 962
Y Strainers 973

JAMEC PEM
Blow Guns 1602
Hose Reels 1454
Tyre Inflation Equipment 1722

J+J
Actuation 1005-1014, 1018-1019

JAYMAC
Hose & Assemblies 1424-1432, 1494-1495
Hose Reels 1466

JCS
Clips & Clamps 1531-1533, 1543

JOHN GUEST
Push-in Fittings 836-842, 880-884
Fast Track Ring Main System 961-963
Ring Main 1088-1092

JUBILEE
Clips & Clamps 1517-1521, 1541, 1552

JWL
Blow Guns 1597-1601
Tyre Inflation Equipment 1723

K-LINE CONNECT
Malleable Iron Fittings 1349-1355, 1381-1382

KR
High Pressure Hydraulic Fittings & Couplings 138-140
Hydraulic Adaptors 82-84

LECHLER
Air Jets 1611

LOCTITE
Cleaning & Specialist Products 1569
Adhesives & Sealants 1584-1587

LUDECKE
Quick Release Couplings 1476-1479

M&M
Angle Seat Valves 1052-1053
Solenoid Valves 1040-1042
Pressure Switches 1054

MESTO
Pressure Spray Equipment 1681-1682

METAL WORK
Adaptors & Fittings 1212
Air Preparation 663-682, 705
Dump Valves 1161
ISO Valves & Accessories 617-620
Logic Valves 612
Manual & Mechanical Valves 550-556
Pilot Valves Pneumatic & Accessories 602-606
Pneumatic Cylinders & Accessories 469-472, 491-504, 532-533, 538-540
Pressure & Vacuum Switches 624
Push-in Fittings 821-831, 865-869
Quick Fittings 1162
Solenoid Valves & Accessories 583-589
Special Purpose Valves 623-624

MIKALOR
Clips & Clamps 1523-1530, 1537, 1557

M-PRESS
Press Fit Pipe Systems 1116-1134

NABIC
Pressure Relief Valves 990-992
Safety Valves 988-989

NEDERMAN
Self Retracting Hose 1463-1465

NITO
Water Gun & Couplings 1660-1665

NORGREN
Adaptors & Fittings 1203-1205
Air Preparation 683-690

Exhaust Valves 633-635
Manual & Mechanical Valves 557-558
Pneumatic Cylinders & Accessories 474, 505-506, 534-535, 541
Pressure Switches 429
Push-in Fittings 862-864
Solenoid Valves & Accessories 590-591
Visual Indicators 445
Vacuum 749

NORMA
Clips & Clamps 1534-1535, 1544
Hose Tails 1153
Pipe Repair Couplings 1557

NORRES
Ducting 1440-1447

NUAIR
Compressors 1699-1701

OETIKER
Clips & Clamps 1538-1539
Swing Couplings 404

OMAL
Actuation 1055
Angle Seat Valves 1055

PANAM
10,000 psi Rated Adaptors Stainless Steel 90-94
37° JIC Flare Fittings Stainless Steel 95-100
Ball Valves 956
Check Valves 963
Hydraulic Adaptors Stainless Steel 86-87
Instrumentation Manifolds 981
Precision Instrumentation Fittings St. St. 88-89
Twin Ferrule Tube Fittings St. Steel 165-178

PARKER
Actuation 1021
Air Preparation 699
Angle Seat Valves 1051
Hydraulic Filtration 247-251
Hydraulic Flow Metering 252-254
Hydraulic Valves CETOP 3 & 5 220
Multiclamp 201
Pneumatic Cylinders & Accessories 512-513
Pneumatic Valves & Accessories 564-566, 597, 608
Solenoid Valves & Accessories 1036-1038

PARKER DOMINIC HUNTER
Filters & Drains 430

PARKER LEGRIS
Ball & Check Valves 628, 933-935
Blow Guns 1596, 1602
Push-in Fittings 793-807, 848-851
Quick Release Couplings & Plugs 389
Tubing 906-908

PARKER OLAER
Hydraulic Accumulators & Accessories 227-228
Hydraulic Oil Coolers 273

PARKER RECTUS
Hose 1409
Quick Release Couplings & Plugs 330-388, 390

PARKER SNAP-TITE
Quick Release Couplings & Plugs 318-320

PARKER TRANSAIR
Ring Main 1063-1067

PCL
Air Preparation 703
Blow Guns 1604-1606
Hose Tails 1154
Paint Spray Guns 1715
Pneumatic Quick Release Couplings & Plugs 393-403
Tyre Inflation Equipment 1724-1725

PEAK
Nitrogen Gas Generation 1765

PORTWEST
PPE & Safeguarding Equipment 1752-1760

PH INDUSTRIE
Hydraulic Stainless Steel Adaptors & Hose Fittings 30-36
Hydraulic Stainless Steel Ferrules 29
Hydraulic DIN Stainless Steel Fittings 144-164

PLUGTITE
Service Plugs 50-51

PNEUMAX
Air Preparation 700-702, 706
Pneumatic Cylinders & Accessories 476-477, 514-515, 536
Pneumatic Valves & Accessories 567-574, 598-599, 609-610
Vacuum 748-749

PRISMA
Actuation 1016, 1022

PVL
Float Level Switches 442

REDASHE
Fuelling Equipment & Accessories 1621, 1655-1656
Hose Reels 1455-1462
Lubrication & Pumping Equipment 1637, 1640-1642
Tool Balancers 1720
Torches & Lamps 1741
Washdown & Cleaning 1659

RHODES
Sight Glasses 436

RIDGID
Professional Tools 1742-1746

ROQUET
Gear Motors 234-235
Gear Pumps 231-233, 236
Hydraulic Control Valves 237

RSB
Hydraulic Tube Clamps 186-200

ROTORK
Actuation 1023

RUB
Actuation 993-994, 1005, 1007
Ball Valves 932, 943-944

RUST-OLEUM
Maintenance Paints & Sprays 1561-1568

SCAPA
Adhesive Tapes & Barrier Tapes 1589

SANHA
Press Fit Pipe Systems 1135-1136

SEETRU
Liquid Level Gauges 443-444
Pressure Relief Valves 987

SILVENT
Blow Guns & Air Nozzles 1607-1608, 1612

SIRAI
Solenoid Valves 1031-1034

SIRIT
Air Brake Fittings 887-889

SNAP-TITE
Hydraulic Quick Release Couplings & Plugs 318-320

SPRADOW
Test Point Couplings 269-272

STOPFLEX
Retention System for Pressure Hose 42-43

SYNFLEX
Tubing 918

TECHMATIC
Solenoid Valves 1030

TEFEN
Nylon Fittings 1150-1151, 1178
Polypropylene Fittings 1163
PVDF Fittings 1152, 1164, 1179
Quick Release Couplings Acetal Resin 392

TERRY
Tool Clips, Pen & Tool Holders 1558

TOMCO
Pneumatic Quick Release Couplings & Plugs 405

TOTAL
Drilling & Cutting 1729
Industrial Hand Tools & Accessories 1730-1741
Water Gun 1679

TVL
Ball Valves 932, 941

UFI
Filtration 257-259

VMECA
Vacuum Technology 707-747, 750-761

VIBTEC
Industrial Vibrators 626

VICKERS
CETOP 3 Valves 210-213
CETOP 5 Valves 214-218
CETOP Coils 219
Vane & Piston Pumps 221-225

WD40
Lubricants 1568

WIKA
Pressure & Temperature Gauges 265-266, 413, 416-417

Product Index

1

10,000psi Stainless Steel Adaptors **90-94**
100R1AT Hose **6**
100R2AT Hose **7, 10**
100R4 Suction & Delivery Hose **14**
100R6 Push Style Hose **38-39**
100R7 Thermoplastic Hose **13**
150lb Fittings **1181-1185**
150lb Flanges **1195**
1SC Compact Hose **8**

2

2SC Compact Hose **9**

3

3000lb
Forged Fittings **1180**
Stainless Steel Fittings **1186-1189**

4

4SH Multi Spiral Hose **12**
4SP Multi Spiral Hose **11**

A

Accumulators & Accessories
Accessories **228**
Accumulator Bladder **227**
Accumulator Charging Kit **228**
Diaphragm Accumulator **227**
Hydra-Cushions **227**
Safety Block **227**
Thermoswitches **227**

Actuation
Accessories **1022-1023**
Electric **1005-1014, 1018-1019**
Mounting Brackets **1013**
Pneumatic **993-1004, 1015-1017, 1055**

Adaptors
Adaptors **54-81**
High Pressure Adaptors **81-84**
JIC Adaptors **72-80**
JIC Stainless Steel Adaptors **95-100**
ORFS Adaptors **81**
Stainless Steel Adaptors **85-87**

Adaptors, Hose Tails
Aluminium **1147**
Brass **1140-1146, 1148, 1154-1155, 1419**
Combination Steel Nipples & Hose Joiners **1497**
Ferrules Low Pressure **1556**
Hexagon Nuts & Tails **1497**
Kits **1154**
Plastic **1149-1151, 1153**
PVDF **1152**

Adaptors General Use
Brass **1165, 1176**
Plastic **1177-1178**
PVDF **1179**

Adblue
Fuelling Meter **1626**
Nozzles, Pumps & Hose **1623-1624, 1633, 1636**
Stainless Steel Auto Nozzle **1620-1621**
Tank Gauges **1654**

Adhesives
Adhesive Spray **1583**
Glues & Bonding **1587**
Plate & Cloth Tape **1391**
Retainers **1585-1586**
Sealants **1585-1586**
Self Amalgamating Tape **45**
Super Glue **1585**
Thread Lock Adhesives **1584, 1586**

ABS Imperial Flanges & Gaskets **1099**
Air Brake Fittings **406, 887-894**
Air Couplings **329, 393-403**
Air Knives & Amplifiers **1612, 1614-1616**
Air Movers **1613**
Air Operated Pumps **1636-1637**

Air Preparation
Air Preparation **637-706**
Accessories **644-646, 648, 651, 654, 656, 662, 672, 675, 676, 681, 683, 688, 690, 694-695, 698-699, 702**
Breathe Air Set **677**
Drain Bowl **646, 648, 676**
Filters **642, 647, 650, 653, 655, 663-664, 666-667, 673, 678, 684, 687, 689, 690, 692-693, 697, 699, 702-703**
Lubricators **641, 647, 651, 654, 655, 663, 669, 674, 679, 684, 686, 690, 693, 698, 699, 701, 703**
Filter/Regulator **639, 649, 652, 655, 658, 659, 660, 669, 674, 683, 686, 697, 700-701, 703**
Filter + Regulator + Lubricator **637, 643, 647, 658, 660, 663 -664, 675, 680-681, 682, 683, 691, 696, 700**
Filter/Regulator + Lubricator **638, 649, 650, 653, 655, 671, 677, 683, 686, 689, 696, 699, 703**
Porting Block **644-645, 661, 671, 694, 698, 702**
Pressure Boosters & Accessories **705-706**
Pressure Switch/Valve **671, 685**
Regulators **640, 647, 649, 652, 655, 663, 668, 674, 678, 679, 684, 687, 689, 690, 695, 699, 701, 703-704**
Shut Off Valve **644, 670, 675, 680, 685, 687, 702**

Air Receiver & Kits **433-434**
Air Treatment Unit **682**

Air Tools
Air Couplings **1719**
Air Tool Accessories **1710**
Cutter **1718**
Drills **1708, 1717**
Grinders & Kits **1709, 1717**
Impact Hammer **1708, 1718**
Impact Wrenches **1706-1707, 1716**
Impact Wrench Kit **1707**
Nailer & Stapler **1708**
Ratchet Wrenches **1706, 1717**
Riveters **1717, 1720**
Sanders **1718**
Tool Balancers **1720**
Tyre Inflators & Adaptors **1721-1725**

Air Systems
Accessories **1079, 1087, 1092, 1094, 1100, 1106, 1107, 1113**
Aluminium Tube **1063, 1069, 1077, 1082, 1085, 1090**
Fittings & Adaptors **1063, 1065-1067, 1071-1072, 1075-1077, 1082-1086, 1091**
Manifolds **1078, 1084**
Nylon Pipe **1090, 1096**
Plastic Fittings & Adaptors **1090, 1093, 1096, 1115**
Plastic Pipe & Tube **1069, 1094, 1100, 1106, 1112-1113**
Press Fit Copper **1130-1134**
Press Fit Stainless Steel **1118-1127, 1135-1136**
Valves **1065-1066, 1073, 1077, 1084, 1086, 1096, 1100, 1106, 1112**
Air Vents & Eliminators **979**
Allen Keys **1737**
Angle Seat Valves **1048-1053, 1055**
Anti Bloc Grease **164**
Anti-Seize Paste **1586**
Anti-static Hose **1436**
Automotive Hose & Tube **1416-1417**

Automotive Tools
Brake Bleeder **1600**
Jet Flusher Gun **1600**
Jet Washer Gun **1600**
Oil Extractor **1600**

B

Bags **1741, 1759**
Balancing Valves **978**

Ball Valves
- *3-Way Valves* **924, 928, 930, 934-935, 937, 941, 951-952, 954**
- *Actuation* **993-1001, 1005-1012**
- *Bibcock* **931-932**
- *Brass* **922-935, 938-944**
- *Cast Iron Ball Valve* **936**
- *Compression Ball Valves* **137, 938-939, 944**
- *Drain Ball Valves* **929-930**
- *Direct Mount ISO 5211* **935-936, 944, 950-956**
- *Fire Safe Ball Valves* **953-955**
- *Hydraulic Ball Valves* **238-240**
- *Hygienic Ball Valves* **952**
- *Mini Ball Valves* **926-928, 935, 939, 940, 946**
- *Panel Mount Ball Valves* **933-934**
- *Plastic Ball Valves* **937, 945**
- *Pneumatic Ball Valves* **628-629**
- *Stainless Steel* **242, 946-956**
- *Vented Ball Valve* **932-933**
- *WRAS & GAS Ball Valves* **938-945**

Banding Systems & Tie Wraps **1519, 1552-1554**
Batteries **1764**
Barrel Nipples **1378-1382**
Bellows Flanges **1388**
Bending Spring **884**
Blow Guns
- *Air Blow Guns & Nozzles* **1593-1608, 1611-1612**
- *Air Jet Nozzles* **1611- 1612**
- *Air Knives & Amplifiers* **1612, 1614-1616**
- *Air Movers* **1613**
- *Automotive* **1600**
- *Blow/Vacuum Guns & Kits* **1609**
- *Safety Blow Guns & Nozzles* **1596, 1605-1608**
- *Test Equipment* **1612**

Bibcock **931-932**
Boiler Vent Valves **979**
Bolt Cutters **1732**
Bolt Kits
- *Flange Bolt Kit* **1384**

Bonded Seals & Kits **109-112**
Bottle Jack **278**
Brake Bleeder **1600**
Brass
- *Adaptors* **1165, 1176**
- *Compression Imperial* **1200-1202, 1205-1208**
- *Compression Metric* **1197-1199, 1203-1204, 1209-1212, 1216-1217**
- *Needle Valves* **243, 982-983**
- *Ball Valves* **922-935, 938-944**

Breathers **261**
Breathing Hose **1432**
Brushes & Handles
- *Cleaning Brush* **1683**
- *Glue Brush* **1107**
- *Pressure Wash Brush* **1675**
- *Vehicle Brushes* **1683**
- *Wire Brush* **1729-1730**

Bundy **1215**
Butt Weld Fittings **1392**
Butterfly Valves
- *Accessories* **971**
- *Actuation* **1002-1003, 1013-1014**
- *Hygienic Butterfly Valves* **967**
- *Lugged & Tapped* **970**
- *Wafer Pattern* **968-969**

C

Caliper **1739**
Cam & Groove Couplings **1467-1472**
- *Accessories* **1472**
- *Aluminium Couplings* **1468**
- *Brass Couplings* **1471**
- *Polypropylene Couplings* **1470**
- *Stainless Steel Couplings* **1469**

Caps & Plugs Plastic **113-114**
Carbon Steel Flanges **1387**
CETOP Directional Control Valves
- *CETOP 3 Manifolds* **208**
- *CETOP 3 Valves* **203-204, 207, 210-213, 220**
- *CETOP 5 Manifolds* **208**
- *CETOP 5 Valves* **205-207, 215-218, 220**
- *CETOP Coils & DIN Plugs* **205, 219**

Check Valves
- *Accessories* **960, 962, 964, 966**
- *Ball Check* **966**
- *Cromax* **964**
- *Double Check* **960**
- *Dual Plate* **964-966**
- *Hydraulic* **136, 241-243, 246, 963**
- *Cast Iron* **965**
- *Pneumatic* **792, 864**
- *Flanged* **963, 965-966**
- *Spring* **960-962, 964, 966**
- *Swing* **960-965**
- *Wafer Pattern* **961**

Chisel **1732**
Clamps (Tubing)
- *Clamping Rail* **190**
- *Clamping Rail Nuts* **190, 192**
- *Complete Clamps* **186**
- *Multiclamp* **201**
- *Noise & Vibration Protection* **187**
- *Steel & Flat Clamps* **199**
- *Series A Clamp Components* **188-192**
- *Series B Clamp Components* **190, 192-194**
- *Series C Clamp Components* **190, 195-197**
- *Series O Clamps* **200**
- *U-bolts & Saddles* **198**

Clamps & Clips
- *Banding Systems & Tie Wraps* **1519, 1552-1554**
- *Circlip Kits* **1557**
- *Counter Display Units* **1520, 1532, 1544**
- *Heavy-duty Pipe Clamps* **1515, 1524-1526, 1534-1535**
- *Hose Clips* **1517-1519**
- *Hose Crimper* **1558**
- *Kits* **1516, 1519-1520, 1530, 1531, 1544**
- *O-Clips* **1536-1539**
- *P-Clips* **1540-1544**
- *Pen & Pencil Clip* **1558**
- *Pipe Clips & Back Plates* **1545-1546**
- *Pipe Clips & Fixing Systems* **1548-1551**
- *Pipe Saddle Clips* **1547**
- *Quick Release Band Straps* **1552**
- *Steel Strapping & Accessories* **1555**
- *Super Clamps* **1521, 1523**
- *U Bolt Clamps* **1514**
- *Worm Drive* **1513-1514, 1527-1529, 1535, 1558**

Clamps & Stem Couplings **1480-1481**
Claw Couplings
- *ACK Claw Coupling* **1478**
- *DIN 3238 Claw Couplings* **1477**
- *DIN 3489 Claw Couplings* **1477**
- *DIN 3489 Stainless Steel Claw Couplings* **1479**
- *Double Lock QC Claw Coupling* **1473**
- *European Execution Double Lock Claw Coupling* **1473**
- *QAC Claw Couplings* **1474**
- *QAY US Execution Claw Couplings* **1474**
- *Safety Claw Coupling with Bore* **1478**
- *Series GK Brass Water Couplings* **1475**
- *SS Claw Couplings* **1474**
- *US Execution Claw Couplings* **1476**
- *Water Claw Couplings* **1479**

Cleaning Kit Hose **49, 184**
Cleaning Products
- *Cleaning Aerosols* **1571-1573**
- *Degreaser* **1569**
- *Food Grade Cleaning & Lubrication* **1578-1581**
- *Hand Cleaner* **1569**
- *Injection Moulding Sprays* **1581**
- *Paint Remover* **1583**
- *Wipes* **1573**

Cleaning Stations **1764**

Clogging Indicator **259**
Commissioning Valves **978**
Compressed Air Systems
Accessories **1079, 1087, 1092, 1094, 1100, 1106, 1107, 1113**
Aluminium Tube **1063, 1069, 1077, 1082, 1085, 1090**
Fittings & Adaptors **1063, 1065-1067, 1071-1072, 1075-1077, 1082-1086, 1091**
Manifolds **1078, 1084**
Nylon Pipe **1090, 1096**
Plastic Fittings & Adaptors **1093, 1096, 1115**
Plastic Pipe & Tube **1069, 1094, 1100, 1106, 1112-1113**
Press Fit Copper **1130-1134**
Press Fit Stainless Steel **1118-1127, 1135-1136**
Valves **1065-1066, 1073, 1077, 1084, 1086, 1096, 1100, 1106, 1112**
Compressed Air Ventilators **1616**
Compression DIN Fittings
DIN Fittings **116-134**
High Pressure Metric Tube Couplings **138-140**
Stainless Steel **144-164**
Standpipe Adaptors Metric **137**
Compression Fittings Stainless Steel Twin Ferrule
Imperial **166-172**
Metric **173-178**
Compressor Oil **434**
Compressors
Belt Driven Compressors **1699, 1701-1702**
Direct Drive Compressors **1699-1701**
Low Noise Compressors **1701, 1703**
Condensate Management **432, 435**
Coolant Hose System
Accessories **1500, 1502**
Adaptors **1499, 1501**
Hose Coil **1500, 1502**
Nozzles **1498, 1501**
Valves **1499, 1502**
Copper Solder Fittings **1218-1219**
Copper Washers **110**
Counter Display Units **1520, 1532, 1544**
Counters **614**
Crimper **1558**
Crowbar **1732**
Cutting Tools **905, 913, 1729, 1731, 1743, 1745**
Cylinders
Compact Cylinders **516-536**
Grippers **542**
ISO 15552 Cylinders & Accessories **478-515**
Pencil Cylinder **537**
Pneumatic Cylinders & Accessories **450-477**
Rotary Drives **543-544**
Round Cylinders **538-541**

D

Dairy Hose **1415**
Degreaser **1569**
Diesel Oil Filters & Accessories **1629-1631**
DIN Compression **116-134, 138-140, 144-164,137**
DIN Connectors & Moulded Plugs **1043-1046**
Dipsticks **262**
Directional Control Valves
CETOP 3 Manifolds **208**
CETOP 3 Valves **203-204, 207, 210-213, 220**
CETOP 5 Manifolds **208**
CETOP 5 Valves **205-207, 215-218, 220**
CETOP Coils & DIN Plugs **205, 219**
Display Boards **1749**
Dosing Pumps **1634**
Dome Oil Level Sight Glass **260**
Dowty Seals & Kits **109-112**
Drain Bowl **646, 648, 676**
Drain Plugs & Accessories **1650-1653**
Drain Pans & Funnels **1655-1656**
Drain Filters **430**
Drain Valves & Timers **1024-1025**
Accessories **1025**
Drain & Bleeder Valves **1058**
Drill Accessories **1729**
Drum Trolley **1638**
Ducting **1437-1447**
Anti-static Ducting **1440-1442**
Clamps **1447**
Food Grade Ducting **1438, 1442**
High Temperature Ducting **1445**
Industrial Ducting **1437-1444**
Duct Tape **1585**
Dust Caps & Plugs
Plastic Caps **113-114**
Plastic Plugs **113-114**
DKO Type Hydraulic Fittings **152, 160-162**
Deburrer **1067, 1083, 1087**
Counter Display Units **1520, 1532, 1544**
Drum Tap **1623**

E

Ear Defenders & Plugs **1753**
Effluent Hose **1415**
Elbow Flange Coupling **135**
Electric Actuation **1002-1003, 1013-1014**
Electric Actuator Kits **1013**
Electrical Pumps **1635-1636**
Elements **762, 247-248, 257-258**
Engineering Consumables
Batteries **1764**
Cleaning Stations **1764**
Fire Extinguisher **1763**
First Aid Kits **1763**
Lockouts **1762-1763**
EPDM Overbraid Hose **1420**
Exhaust Valves **634-636**
Eye Protection **1754**

F

Face Masks **1755**
Ferrules Hydraulic Hose
4SH **25**
Hydraulic Hose Ferrules **16, 25, 30**
Stainless Steel Ferrules **29**
Files **1730**
Filler Breather **261**
Filter Elements **762, 247-248, 257-258**
Filter Regulator Lubricator
Accessories **644-646, 648, 651, 654, 656, 662, 672, 675, 676, 681, 683, 688, 690, 694-695, 698-699, 702**
Air Preparation **637-706**
Breathe Air Set **677**
Drain Bowl **646, 648, 676**
Filters **642, 647, 650, 653, 655, 663-664, 666-667, 673, 678, 684, 687, 689, 690, 692-693, 697, 699, 702-703**
Filter/Regulator **639, 649, 652, 655, 658, 659, 660, 669, 674, 683, 686, 697, 700-701, 703**
Filter + Regulator + Lubricator **637, 643, 647, 658, 660, 663 -664, 675, 680-681, 682, 683, 691, 696, 700**
Filter/Regulator + Lubricator **638, 649, 650, 653, 655, 671, 677, 683, 686, 689, 696, 699, 703**
Porting Block **644-645, 661, 671, 694, 698, 702**
Lubricators **641, 647, 651, 654, 655, 663, 669, 674, 679, 684, 686, 690, 693, 698, 699, 701, 703**
Pressure Boosters & Accessories **705-706**
Pressure Switch/Valve **671, 685**
Regulators **640, 647, 649, 652, 655, 663, 668, 674, 678, 679, 684, 687, 689, 690, 695, 699, 701, 703-704**
Shut Off Valve **644, 670, 675, 680, 685, 687, 702**
Filters & Accessories Hydraulic **247-251**
Filters Drain **430**
Fire
Fire Extinguisher **1763**
Fire Hose **1494-1495**
Fire Hose Couplings **1494-1495**
Fire Safe Ball Valves **953-955**
Fire Sleeve Hose **44-45**

Gate Valve **957**
Instantaneous Fire Hose Couplings **1493-1495**
Fire Sleeve **44-45**
First Aid Kits **1763**
Flange Couplings & Accessories **135**
Flange Seal Kits **112**
Flanges
150lb Flanges **1195**
ABS Imperial Flanges & Gaskets **1099**
Bolts & Washers **108**
Carbon Steel Flanges **1387**
CAT Style Flange Inserts **27**
Expansion Bellows Flanges **1388**
Flange Bolt Kits **1384**
Flange Gaskets **1389-1390**
Flanged Coupling **135**
Flanged Hose Tails **1492**
Forged Steel Flanges **1386**
Malleable Iron Flanges **1348, 1367**
O-Rings/Seals **108, 112**
Poclain Style Flange Insert **26**
SAE 3000 Flanged Hose Insert **24, 27, 36**
SAE 6000 Flanged Hose Insert **24, 27, 36**
SAE Butt Weld 3000 **106-107**
SAE Butt Weld 6000 **106-107**
SAE Socket Weld Flanges 3000 **105-106, 108**
SAE Socket Weld Flanges 6000 **105-106, 108**
SAE Threaded Flanges 3000 **102-104**
SAE Threaded Flanges 6000 **102-104**
Split Flange Half **24, 102**
Stainless Steel Flanged Hose Tails **1492**
Stainless Steel Flanges 150lb **1195**
Stainless Steel SAE 3000 Flanged Hose Insert **1235**
Stainless Steel SAE 6000 Flanged Hose Insert **1235**
Stainless Steel Split Flange Half **1235**
UPVC Flanges & Gaskets **1105, 1111**
Flanges & Accessories Hydraulic **101-108**
Flaretite Seal **111**
Float Level Switches **441-442**
Float Valve & Accessories **1059**
Floor Paint & Repairs **1561-1562**
Flow Control Regulator **628, 634, 804-807, 814-816**
Flow Control Valve In-line **634-636**
Flow Control Valves **241, 207, 213, 218, 220**
Flow Indicators **438**
Flow Meters
Compressed Air Flow Meters **254**
Flow Meters **252, 439-440, 445**
Oil & Water **254**
Water Meter **1057, 445**
Flow Sensor **420, 427**
Flow Switches **437**
Fluid Level Gauge **261, 443-444**
Fluid Level Temperature Gauge **252**
Foam Pellets **49, 184**
Foot Valves & Strainers **962, 1436**
Fuelling Equipment & Accessories
Accessories **1623, 1625**
Adblue Fuelling Meter **1626**
Adblue Nozzles, Pumps & Hose **1623-1624, 1633, 1636**
Adblue Stainless Steel Auto Nozzle **1620-1621**
Adblue Tank Gauges **1654**
Air Operated Pumps **1636-1637**
Diesel Oil Filters & Accessories **1629-1631**
Dosing Pumps **1634**
Electrical Pumps **1635-1636**
Filter & Transfer Unit **1627**
Filtration **1627-1628**
Fuel Dispensing Hose Kits **1622, 1625**
Fuelling Meters **1626**
Manual Pumps **1632-1634, 1637**
Oil Delivery **1638**
Pump Kits **1624, 1636-1637**
Trigger Guns & Nozzles **1620-1621**
Funnels & Drain Pans **1655-1656**

G

Galvanized Overbraid Rubber Hose **1420**
Garden Hose & Accessories
Alloy Roses **1679**
Hose Connector Sets **1679**
Irrigation Pipe **1680**
Rain Lance **1679**
Spray Guns **1679**
Sprinklers **1680**
Water Guns **1679**
Water Nozzles **1679**
Gas Hose **1418**
Gaskets **1389-1390**
Gate Valves & Accessories **957-959**
Gauges
Dry Gauges & Accessories **410-413**
Glycerine Filled Gauges & Accessories **264, 266-267, 414-416**
HVAC Gauges & Accessories **418**
Temperature **265, 417**
Vacuum Gauges **411-412, 415-416**
Gear Motor **234-235**
Gear Pump
Cast Iron Gear Pump **236**
Gear Pump **231-233**
Globe Valves **975-977**
Gloves **1756-1758, 1760**
Glue & Bonding
Adhesive Spray **1583**
Glues & Bonding **1587**
Plate & Cloth Tape **1391**
Sealants **1585-1586**
Self Amalgamating Tape **45**
Super Glue **1585**
Thread Lock Adhesives **1584, 1586**
Go/No Go Gauge **16**
Grease Coupler & Adaptors **1648**
Grease Filler Gun **1640**
Grease Guns **1639-1641**
Grease Hose **1639**
Grease Nipples **1643-1644**
Grease Nipple Kits **1643**
Grease Pump Kit **1640-1642**
Grease Systems Manual **1647**
Grease Systems Remote **1647**
Greasing & Lubrication Equipment
Compression Fittings & Adaptors **1645-1646**
Grease Coupler & Adaptors **1648**
Grease Filler Gun **1640**
Grease Guns **1639-1641**
Grease Hose **1639**
Grease Nipples **1643-1644**
Grease Nipple Kits **1643**
Grease Pump Kit **1640-1642**
High Pressure Hose & Accessories **1647, 1649**
Lubrication & Pumping Equipment **1647**
Manual Grease Systems **1647**
Push-in Fittings **1646**
Refillable Bearing Indicator **1641**
Remote Grease Systems **1647**
Thread Gauge **1648**

H

Hand Cleaner & Wipes **1569, 1573**
Hand Rail System
Fittings & Tube **1393-1395, 1398**
Swivel Style **1396-1398**
Hand Tools
Allen Keys **1737**
Brushes **1729, 1730**
Bolt Cutters **1732**
Chisel **1732**
Cutting Tools **1729, 1731**
Drill Accessories **1729**
Files **1730**
G & F Clamps **1740**
Hammers **1732**
Lamps & Torches **1740-1741**

Measuring Equipment **1739**
Pliers **1731, 1733**
Pipe Cutters **1731**
Saws **1730**
Screwdrivers **1734-1736**
Spirit Levels **1740**
Tool Sets **1737-1739**
Wrecking Bar **1732**
Wrenches **1734**
Hank Hemp **1391**
Hard Hats **1752**
Head Protection **1752**
Hose
Automotive Hose & Tube **1416-1417**
Breathing Hose **1432**
Dairy Hose **1415**
Effluent Hose **1415**
EPDM Overbraid Hose **1420**
GAS Hose **1418**
Layflat **1424-1426**
Layflat Assemblies **1426**
Overbraid Hose **1420**
Overbraid Hose Accessories **1420, 1421**
Oxygen Hose **1419**
Propane Hose **1419**
PVC Braided/Reinforced **1403-1405, 1407**
PVC Food Grade **1406, 1432**
PVC Hi-Vis **1408**
PVC Hose **1409, 1432, 1432**
PVC Hose Assemblies **1409**
Rubber Air Hose **1410, 1411, 1414**
Rubber Air Hose Assemblies **1411, 1414**
Safety Compressed Air Hose **1412-1413**
Safety Compressed Air Hose Assemblies **1413**
Suction Hose **1427-1431**
Wash Down Hose **1415**
Water Hose **1415, 1422**
Welding Hose **1418-1419**
Hose Anti-static **1436**
Hose Assemblies
Air Hose **1411**
Breaker Hose **15**
Compressed Air Hose **1412-1414**
Layflat Hose **1426**
Leader Hose **334, 338, 355**
Pneumatic Hose Assemblies **900-903, 910, 916**
PVC Hose **1409**
Steam Hose & Assemblies **1482**
Suction Hose **1427**
Test Point Hose Assemblies **270**
Water Suction Hose **1430**
Hose Cleaning Kits
Pellet Launcher Kits **49, 184**
Foam Pellets **184**
Hose Crimper **1421, 1558**
Hose Fire Sleeve **44-45**
Hose Foot Valves & Strainers **1436**
Hose Guard
Hose Burst Guard **46**
Hose Protection Sleeve **46**
Hose Wrap Sleeve **46**
Spiral Hose Guard **47-48**
Steel Spring Guard **45**
Fire Sleeve **44-45**
Hose Industrial **1433-1435**
Brewflex Hose **1435**
Diesel Hose **1434**
Marine Exhaust Hose **1434**
Marine Fuel Hose **1433**
Multipurpose Hose **1435**
Steam Hose **1435**
Suction Hose **1434**
XLPE Chemical Hose **1433**
Hose Reels **1448-1466**
ATEX Hose Reels **1462, 1465**
Electrical Reels **1459-1460**
Fire Hose Reels & Accessories **1466**
Heavy-duty Hose Reels **1456, 1462, 1464**
Hi -Vis Hose Reels **1449-1451, 1453, 1456, 1461**
Mountable Steel Air Hose Reels **1450-1453, 1457, 1459-1462, 1465**
Mountable Steel High Pressure Water Reels **1452-1453, 1457**
Petro-chemical Hose Reels **1460**
Safety Reels **1459-1460**
Stainless Steel Hose Reels **1461-1462**
Standard Hose Reels **1458**
Welding Hose Reels **1459**
Water Jet Reels **1459**
Hose Tails
Aluminium **1147**
Brass **1140-1146, 1148, 1154-1155, 1419**
Combination Steel Nipples & Hose Joiners **1497**
Ferrules Low Pressure **1556**
Hexagon Nuts & Tails **1497**
Emergency Connector Set **1154**
Plastic **1149-1151, 1153**
PVDF **1152**
Hose Tail Flanges **1492**
HVAC Gauges & Accessories **418**
Hydraulic Adaptors
Adaptors **54-81**
High Pressure Adaptors **81-84**
JIC Adaptors **72-80**
JIC Stainless Steel Adaptors **95-100**
ORFS Adaptors **81**
Stainless Steel Adaptors **85-87**
Hydraulic Ball Valves **238-240**
Hydraulic Check Valves **136, 241-243, 246**
Hydraulic Compression DIN Fittings
DIN Fittings **116-134**
High Pressure Metric Tube Couplings **138-140**
Stainless Steel **144-164**
Standpipe Adaptors Metric **137**
Hydraulic Control Valves
Mono Block **237**
Sectional **237**
Hydraulic Directional Control Valves
CETOP 3 Manifolds **208**
CETOP 3 Valves **203-204, 207, 210-213, 220**
CETOP 5 Manifolds **208**
CETOP 5 Valves **205-207, 215-218, 220**
CETOP Coils & DIN Plugs **205, 219**
Hydraulic Filtration
Filtration & Accessories **247-251, 255-259**
Hydraulic Flow Control Valves **241**
Hydraulic Flow Metering
Flow Meters **252**
Test & Flow Indicators **252-253**
Hydraulic Gauges & Accessories **263-267**
Hydraulic Hose
1SC Compact **8**
2SC Compact **9**
4SH Multi Spiral **12**
4SP Multi Spiral **11**
100R1AT **6**
100R2AT **7, 10**
100R4 Suction & Delivery **14**
100R6 Push Style **38-39**
100R7 Thermoplastic **13**
MSHA Hose **10**
Hydraulic Hose Connectors/Inserts
Banjo Bolt **23**
Banjo Insert **23**
BSPP **17-18**
BSPT **18**
Hose Joint **23**
JIC **19**
Metric **20-21**
NPT **23**
ORFS **22**
SAE 3000 **24**
SAE 6000 **24**
Split Flange Half **24**
Hydraulic Hose Ferrules
4SH **25**

Hydraulic Hose Ferrules **16, 25, 30**
Stainless Steel Ferrules **29**

Hydraulic Imperial Compression Fittings
OD & Nominal Bore **141-143**

Hydraulic Interlock Hose Connectors
BSPP **25**
CAT Style Flange **27**
JIC **25**
Metric **26**
ORFS **26**
Poclain Style Flange **26**
SAE 3000 **27**
SAE 6000 **27**

Hydraulic Lifting Equipment
Accessories **278**
Bottle Jack **278**
Cylinders & Kits **275, 277**
Pumps **276**
Toe Jack **278**
Trolley Jack **1739**

Hydraulic Manifold **208**
Hydraulic Needle Valves **243, 982-983**
Hydraulic Oils **283**

Hydraulic Oil Coolers **273**
Air Blast **273**
Motor Inline **273**
Compact Cooler Oil/Water **273**

Hydraulic Pumps
Hydraulic Cast Iron Gear Pump **236**
Hydraulic Gear Pump **231-233**
Hydraulic Hand Pumps & Accessories **229-230**
Hydraulic Piston Pump **224-225**
Industrial Vane Pumps & Accessories **222-223**

Hydraulic Quick Release Couplings
70KB Series **317, 320**
71 Series **319-320**
75 Series **319**
H Series **318, 320**
ISO 16028 Interchange, Flat Face **292-293, 299, 301**
ISO A Interchange **290, 296-298, 309**
ISO B Interchange **291, 297, 300, 310**
Nordic Interchange **297**
Parker Profile FF Series **311**
PLT Colour Safe System **302-303**
Screw on **294, 304, 306-307, 402**
T Series **293**
T2300 Series **313**
T2500 Series **313**
T3800 Series **314**
T5000 Series **314**
T7500 Series **315**
T10000 Series **315**
T15000 Series **316**
THP Series **316**
TFF Series **312**
TIF Series **313**
Trailer Brake Interchange **292**
TDG Swivel Joints **312**
Ultra High Pressure **305**

Hydraulic Reusable Fittings
Ferrules **41**
Inserts **41**

Hydraulic SAE Flanges & Accessories **101-108**
Bolts **108**
Spring Washers **108**
O-Rings **108**

Hydraulic Seals & Kits **109-112**
Seal Kits **112**

Hydraulic Spill Kits
Kits **281-282**
Prevention & Absorption **279-284**

Hydraulic Stainless Steel Hose Connectors/ Inserts
Banjo Bolt **34**
Banjo Insert **34**
BSPP **30**
BSPT **30**
Jet Wash Female **34**
JIC **31**
Metric **32-33, 35**
ORFS **34**
SAE 3000 **36**
SAE 6000 **36**
Split Flange Half **36**

Hydraulic Stainless Steel Reusable Fittings
Inserts **41**
Ferrules **41**

Hydraulic Tank Accessories
Dip Sticks **260**
Magnetic Tank Cleaner **260**
Sight Glasses **260-262**
Breathers **261**
Fluid Level Guage **261**

Hydraulic Test Point Couplings
Test Point Accessories **269-272**
Test Point Couplings **269-272**
Test Point Hose Assemblies **270**
Test Point Kits **272**

Hydraulic Threaded Valves
Check Valve **246**
Control Valves **246**
Diverter Valve **245**
Flow Dividers **246**
Hose Burst Valve **245**
Pilot Operated Vales **244**
Pressure Reducing Valves **244**
Overcentre Valves **244**
Shuttle Valve **244**
Swivel Joints **245**

Hydraulic Tube
Imperial **182**
Metric **180, 181**
Stainless Steel Metric & Imperial **183, 1185**

Hydraulic Tube Clamps
Clamping Rail **190**
Clamping Rail Nuts **190, 192**
Complete Clamps **186**
Multiclamp **201**
Noise & Vibration Protection **187**
Steel & Flat Clamps **199**
Series A Clamp Components **188-192**
Series B Clamp Components **190, 192-194**
Series C Clamp Components **190, 195-197**
Series O Clamps **200**
U-bolts & Saddles **198**

Hydraulic Twin Ferrule Stainless Steel Compression Fittings
Imperial **166-172**
Metric **173-178**

Hygienic BS Type Stainless Steel
Accessories **1192**
Clamps **1193**
Pipe Fittings **1191-1192**
Tube **1192**

I

IBC Off Load System **1491**
Imperial Tube **182**

Industrial Cleaning Equipment
Dispensers **1761**
Wipes **1761**
Wiper Rolls **1761**

Industrial Hose **1433-1435**
Injection Moulding Couplings **390-391**
Injection Moulding Sprays **1581**

Inserts Hydraulic Hose Connectors
Banjo Bolt **23**
Banjo Insert **23**
BSPP **17-18**
BSPT **18**
Hose Joint **23**
JIC **19**
Metric **20-21**
NPT **23**
ORFS **22**
SAE 3000 **24**
SAE 6000 **24**
Split Flange Half **24**

Inserts Hydraulic Stainless Steel Hose Connectors
Banjo Bolt **34**
Banjo Insert **34**
BSPP **30**
BSPT **30**
Jet Wash Female **34**
JIC **31**
Metric **32-33, 35**
ORFS **34**
SAE 3000 **36**
SAE 6000 **36**
Split Flange Half **36**
Instrumentation Fittings
Stainless Steel **88-89**
Instrumentation Manifold Valve **981**
Integrated Compressed Air Treatment Unit **682**
Interlock Hose Connectors
BSPP **25**
CAT Style Flange **27**
JIC **25**
Metric **26**
ORFS **26**
Poclain Style Flange **26**
SAE 3000 **27**
SAE 6000 **27**
Irrigation Pipe **1680**

J

Jet Flusher Gun **1600**
Jet Washer Gun **1600**
Jubilee Clips **1517-1521, 1541, 1552**
Jointing Compound **1391**

K

Knife Gate Valve **959**
Knife Gate Valves Actuated **1004**
Knee Pads **1759**

L

Lamps & Torches **1740-1741**
Leader Hose **334, 338, 355**
Leak Detection Spray **1577**
Level Gauge **261, 443-444**
Level Temperature Guage **252**
Lever Lock Water Pump Couplings **1503-1510**
Lifting Equipment
Accessories **278**
Bottle Jack **278**
Cylinders & Kits **275, 277**
Pumps **276**
Toe Jack **278**
Trolley Jack **1739**
Lifting Equipment & Accessories **274-278**
Lithium Grease Cartridge **1639**
Logic Elements **613**
Logic Valves **611-612**
Lubrication Equipment
Compression Fittings & Adaptors **1645-1646**
High Pressure Hose & Accessories **1647, 1649**
Grease Coupler & Adaptors **1648**
Grease Filler Gun **1640**
Grease Guns **1639-1641**
Grease Hose **1639**
Grease Nipples **1643-1644**
Grease Nipple Kits **1643**
Grease Pump Kit **1640-1642**
Lubrication & Pumping Equipment **1647**
Manual Grease Systems **1647**
Push-in Fittings **1646**
Refillable Bearing Indicator **1641**
Remote Grease Systems **1647**
Thread Gauge **1648**
Luggage **1759**

M

Magnetic Tank Cleaner **260**
Maintenance Paints & Sprays
Anti-Corrosion **1563, 1576**
Anti-Slip **1564**
Fillers **1590**
Flooring **1561-1562, 1572**
Fluorescent Top Coats **1564**
Heat Resistant **1564**
Lubricants **1568-1569, 1574-1575**
Maintenance Sprays **1568**
Marking **1564**
Metallics **1564**
Paint **1565-1567**
Rubber Coating Spray **1564**
Malleable Iron Fittings
Accessories **1384-1385**
Barrel Nipples **1378-1382**
Flanges **1348, 1367**
Girder Clamps **1384**
Pipe Fittings **1336-1382**
School Board Pipe Bracket **1376, 1384**
Studding **1385**
Tapping Pipe Rings **1376, 1385**
Manifolds
Aluminium **1220-1221, 1223**
Brass **1222**
Stainless Steel **1223**
Hydraulic **208**
Manual & Mechanical Valves **545-574**
Foot Valves **549, 560, 565, 574**
Lever Valves **545,547-549, 554-556, 558, 561-563, 565-570, 572-574**
Push Button Valves **546-547, 557-558, 560-561, 564, 567-573**
Roller Valves **545, 548, 550-553, 557-559, 565, 569-570, 572-573**
Slide Valves **549, 563**
Manual Pumps **1632-1634, 1637**
Marine Hose **1433-1434**
Metric Hydraulic Tubing **180, 181**
Miniature Fittings M3-M6 **1155**
Misting Systems
Dry Fog Systems **1691**
Fans **1690**
Filters **1695**
Fogger **1691**
Misting System Controllers **1696**
Nozzles & Adaptors **1692-1694**
Pump Kits **1687-1689**
Modular Coolant Hose System **1498-1502**
Accessories **1500, 1502**
Adaptors **1499, 1501**
Hose Coil **1500, 1502**
Nozzles **1498, 1501**
Valves **1499, 1502**
Mono Block Control Valve **237**
Mortar Hose Couplings & Plugs **1492**
MSHA Mining Hose **10**
Mufflers & Silencers **630-635**
Multi Spiral Hose 4SH **12**
Multi Spiral Hose 4SP **11**

N

NAMUR Solenoid Valves **1020-1021**
Nail Clips **884**
NBR Overbraid Hose **1420**
Needle Valve
Brass **982**
Hydraulic **243, 982-983**
Stainless Steel **982-983**
Nominal Bore
Hydraulic Imperial Compression Fittings **141-143**
Nominal Bore Fittings **141-143**
Non-return Valves
Hydraulic **136, 241-243, 246**
Pneumatic **864**

O

O-Rings
Hydraulic Seals & Kits **109-112**
O-Clips **1536-1539**
Oil Cooler
Air Blast **273**
Compact Cooler Oil/Water **273**
Motor Inline **273**
Oil Delivery System **1638**
Oil Drain Plugs & Accessories **1650, 1653**
Oil Drum Transportation **1638**

Oil Extractor **1600**
Oil Hydraulic **283**
Oil, Compressor **434**
Over & Out Switch **546-547**
Overbraid Hose Accessories **1420, 1421**
Oxy/Acetylene Couplings **1419**
Oxygen Hose Sets **1419**

P

Padlocks **1763**
Paint & Sprays
Anti-Corrosion **1563**
Acrylic Spray Paints **1582**
Paint Marker Pens **1582**
Primer **1583, 1588**
Paint Remover **1583**
Paint Spraying Equipment
Air Powered Diaphragm Pumps **1712**
Airless Spray Gun & Accessories **1711**
Industrial Airless Paint Sprayer **1711**
Paint Mixing Tank **1712**
Spray Guns & Nozzles **1713-1715, 1720**
Paper Products **1761**
P-Clips **1540-1544**
Pellet Launcher Kits **49, 184**
Pen & Pencil Clip **1558**
Pilot Valves **600-606, 608-610**
DIN Connectors & Moulded Plugs **1043-1046**
Pilot Operated Check Valves **207, 213, 218**
Pilot Operated Solenoid Valves **1026-1042**
Pinch Valves **627, 1050**
Pipe Benders **182, 1079, 1746**
Pipe Clips & Back Plates **1545-1546**
Pipe Clips & Fixing Systems **1548-1551**
Pipe Cutters **882, 905, 1731, 1745**
Pipe Jointing Compound **1391**
Pipe Lagging **1215**
Pipe Repair Couplings **1557**
Pipe Saddle Clips **1547**
Plastic Caps **113-114**
Plastic Plugs **113-114**
Pliers **1731, 1733**
Pneumatic Actuation **993-1004, 1015-1017**
Accessories **1022-1023**
Axial Flow **1055**
Pneumatic Ball Valves **628-629**
Pneumatic Check Valves **627-629**
Check & Non-return Valves **627-629**
Pinch Valves **627**
Pneumatic Counters **614**
Pneumatic Cylinders
Compact Cylinders **516-536**
Grippers **542**
ISO 15552 Cylinders & Accessories **478-515**
Pencil Cylinder **537**
Pneumatic Cylinders & Accessories **450-477**
Rotary Drives **543-544**
Round Cylinders **538-541**
Pneumatic Flow Control Valve In-line **634-636**
Pneumatic Flow Regulators **656**
Quick-Fit **1160**
Pneumatic ISO 5599 Valves **617-622**
Pneumatic Logic Valves **611-612**
Pneumatic Manual & Mechanical Valves **545-574**
Pneumatic Quick Release Couplings
2 Series **330**
13 Series **331**
14 Series **332-333**
17 Series **325, 334**
18 Series **335-336**
19 Series **325, 337-338, 404**
20 Series **339-340**
21 Series **326, 341-349**
22 Series **350**
23 Series **326, 351, 404**
24 Series **352**
25 Series **327, 353-356, 358-361, 404**
26 Series **362-365, 404**
27 Series **328, 366-367**
30 Series **369**
33 Series **370**
34 Series **371**
40 Series **372**
41 Series **373**
45 Series **374**
48 Series **375-376, 392**
51 Series **377**
52 Series **378**
57 Series **379**
68 Series **328, 380**
86 Series **381-382**
87 Series **383**
95 Series **384**
1100 Series **386**
1300 Series **387**
1600 Series **357**
1700 Series **368**
1800 Series **388**
Air Brake **406**
Air Couplings **329, 393-403**
Injection Moulding **390-391**
Safety Couplings **389**
Schrader **385**
ST Series **405**
Pneumatic Safety Unit **616**
Pneumatic Silencers & Mufflers **630-635**
Stainless Steel Silencers **630**
Pneumatic Solenoid Valves **575-599, 607, 617-622**
Pneumatic Specialist Valves **615-616, 623-624**
Pneumatic Tubing
Air Brake Tube **910**
Hose Assemblies **900-903, 910, 916**
Nylon Tube **913-917**
Nylon Recoil Hoses **916**
Polyamide High Resistant Tubing **906**
Polyurethane Tube **898-904, 906-909, 912, 918**
Polyurethane Recoil Hoses **899-904**
Tube Cutters **905, 908, 913**
Pneumatic Vacuum Switches **425**
Pneumatic Vibrators **625-626**
Ball Vibrators **625-626**
Piston Vibrators **625-626**
Turbine Vibrators **625-626**
Poclain Style Flange Insert **26**
Polypropylene Plastic Adaptors **1177-1178**
Pothole & Tarmac Repair **1561-1562**
PPE
Accessories **1754**
Ear Protection **1753**
Eye Protection **1754**
Hand Protection **1756-1758, 1760**
Head Protection **1752**
Knee Protection **1759**
Overalls & Sleeves **1760**
Overshoes **1760**
Respiratory Protection **1755**
Press Fit
Press Fit Copper **1130-1134**
Press Fit Stainless Steel **1118-1127, 1135-1136**
Press Fit Tools **1744**
Pressure Reducing Valves
Hydraulic **244, 207, 213, 218**
Industrial **980**
Pressure Relief Valves
Hydraulic **207, 213, 218**
Industrial **985-987, 990-992**
Pneumatic **985-987**
Pressure Sensors **420, 428-429, 864**
Pressure Spray Equipment **1681-1683**
Pressure Switches **420, 423-424, 429, 613, 624, 1054**
Pressure Transducers **422**
Pressure Washers Equipment
Accessories **1675**
Extended Lances **1671**

Foam Injection Bottle **1672**
Lances **1672**
Pressure Lance Configurator **1668-1669**
Pressure Washer Floor Cleaner **1675**
Pressure Washer Hose **1676-1677**
Pressure Washer Hose Assemblies **1678**
Pressure Washer Lances **1666**
Pressure Washer Lance Triggers **1670**
Pressure Washer Nozzles & Adaptors **1673-1674**
Pressure Washer Triggers & Lance Assemblies **1667**
Twin Lances **1672**

Professional Tools
Accessories **1744**
Compact Press Tools **1744**
Press Tool **1744**
StrutSlayr Shear Heads **1744**

Propane Hose Set **1419**

Protective Hose Sleeve
Fire Sleeve **44-45**
Heat Shrink **45**
Hose Burst Guard **46**
Hose Protection Sleeve **46**
Hose Wrap Sleeve **46**
Steel Spring Hose Guard **45**
Self Amalgamating Tape **45**
Spiral Hose Guard **47-48**

PTFE Tape & Sealant **1391**

Pump Kit
Drag-in Pump Kit **1610**

Pumps
Air Operated Diaphragm Pumps **1684-1685**
Cast Iron Gear Pump **236**
Dosing Pumps **1634**
Electrical Pumps **1635-1636**
Gear Pump **231-233**
Hydraulic Cast Iron Gear Pump **236**
Hydraulic Gear Pump **231-233**
Hydraulic Piston Pump **224-225**
Hydraulic Hand Pumps & Accessories **229-230**
Industrial Vane Pumps & Accessories **222-223**
Manual Pumps **1632-1634, 1637**
Pump Valve 5 Way **930, 1058**

Pumps Hydraulic
Hydraulic Cast Iron Gear Pump **236**
Hydraulic Gear Pump **231-233**
Hydraulic Hand Pumps & Accessories **229-230**
Hydraulic Piston Pump **224-225**
Industrial Vane Pumps & Accessories **222-223**

Push Button Tap **1060**

Push In Fittings
Air Brake Push In Fittings **887-894**
Check Valves **792**
Flow Regulators & Function Fittings **804-807, 814-816, 824-831, 864**
Kits **767, 781, 823, 844**
Metal Push in Fittings Imperial **856-857, 863**
Metal Push In Fittings Metric **844-851, 860-862, 865-866, 870-874**
Plastic Push In Fittings Imperial **774-779, 790-791, 800-801, 840-842**
Plastic Push In Fittings Metric **768-773, 780-786, 787-789, 793-799, 802-803, 808-813, 817-822, 832-839, 852-855, 858-859, 868-869**
Plumbing Push In Fittings & Accessories **880-886**
Stainless Steel Push In Fittings **875-879**

Push Style Hose System
Push Style Hose **38-39**
Push Style Inserts **40**

PVC Braided/Reinforced Hose **1403-1405, 1407**
PVC Food Grade Hose **1406, 1432**
PVC Hi-Vis Hose **1408**
PVC Hose **1409, 1432**
PVC Hose Assemblies **1409**
PVDF Adaptors **1179**
Proportional Valves **635**

Q

Quick-fit Fittings
Brass **1156-1159, 1162**
Flow Regulators **1160**
Plastic **1163**
PVDF **1164**

Quick Oil Drain Plugs **1650-1653**

Quick Release Couplings, Hydraulic
70KB Series **317, 320**
71 Series **319-320**
75 Series **319**
H Series **318, 320**
ISO 16028 Interchange, Flat Face **292-293, 299, 301**
ISO A Interchange **290, 296-298, 309**
ISO B Interchange **291, 297, 300, 310**
Nordic Interchange **297**
Parker Profile FF Series **311**
PLT Colour Safe System **302-303**
Screw on **294, 304, 306-307, 402**
T Series **293**
T2300 Series **313**
T2500 Series **313**
T3800 Series **314**
T5000 Series **314**
T7500 Series **315**
T10000 Series **315**
T15000 Series **316**
THP Series **316**
TFF Series **312**
TIF Series **313**
Trailer Brake Interchange **292**
TDG Swivel Joints **312**
Ultra High Pressure **305**

Quick Release Couplings Pneumatic
2 Series **330**
13 Series **331**
14 Series **332-333**
17 Series **325, 334**
18 Series **335-336**
19 Series **325, 337-338, 404**
20 Series **339-340**
21 Series **326, 341-349**
22 Series **350**
23 Series **326, 351, 404**
24 Series **352**
25 Series **327, 353-356, 358-361, 404**
26 Series **362-365, 404**
27 Series **328, 366-367**
30 Series **369**
33 Series **370**
34 Series **371**
40 Series **372**
41 Series **373**
45 Series **374**
48 Series **375-376, 392**
51 Series **377**
52 Series **378**
57 Series **379**
68 Series **328, 380**
86 Series **381-382**
87 Series **383**
95 Series **384**
1100 Series **386**
1300 Series **387**
1600 Series **357**
1700 Series **368**
1800 Series **388**
Air Brake **406**
Air Couplings **329, 393-403**
Injection Moulding **390-391**
Safety Couplings **389**
Schrader **385**
ST Series **405**

R

Radiator Key **883**
Rain Lance **1679**
Receiver & Kits **433-434**
Reinforcing Tube Insert/Ring **182**
Repair Couplings **1557**

Retainer **1585-1586**
Retention System for Pressure Hoses **42-43**
Reusable Fittings Hydraulic
Ferrules **41**
Inserts **41**
Reusable Stainless Steel Fittings
Inserts **41**
Ferrules **41**
Ring Main
Accessories **1079, 1087, 1092, 1094, 1100, 1106, 1107, 1113**
Aluminium Tube **1063, 1069, 1077, 1082, 1085, 1090**
Fittings & Adaptors **1063, 1065-1067, 1071-1072, 1075-1077, 1082-1086, 1091**
Manifolds **1078, 1084**
Nylon Pipe **1090, 1096**
Plastic Fittings & Adaptors **1090, 1093, 1096, 1115**
Plastic Pipe & Tube **1069, 1094, 1100, 1106, 1112-1113**
Press Fit Copper **1130-1134**
Press Fit Stainless Steel **1118-1127, 1135-1136**
Valves **1065-1066, 1073, 1077, 1084, 1086, 1096, 1100, 1106, 1112**
RJT Couplings Stainless Steel **1194**
Rotating & Swivel Joints **1224**
Rubber Air Hose **1410, 1411, 1414, 1420**
Rubber Air Hose Assemblies **1411, 1414**

S

SAE 3000 Flanged Hose Insert **24, 27, 36**
SAE 6000 Flanged Hose Insert **24, 27, 36**
SAE Threaded Flanges 3000 **102-104**
SAE Threaded Flanges 6000 **102-104**
SAE Socket Weld Flanges 3000 **105-106, 108**
SAE Socket Weld Flanges 6000 **105-106, 108**
SAE Butt Weld 3000 **106-107**
SAE Butt Weld 6000 **106-107**
Safety Blow Guns & Nozzles **1596, 1605-1608**
Safety Compressed Air Hose **1412-1413**
Safety Compressed Air Hose Assemblies **1413**
Safety Glasses **1754**
Safety Quick Release Couplings **389**
Safety Relief Valves **988-989**
Sand Blasting **1601**
Saws **1730**
Schrader Couplings **385**
Screwdrivers **1734-1736**
Screwed & Socketed Steel Tubing **1383**
Sealant Guns **1569, 1590**
Sealants **1391, 1585-1586**
Sectional Control Valve **237**
Service Plugs **50-51**
Shot Blast Hose & Couplings **1483-1484**
Shuttle Valve **136, 245, 633, 636**
Sight Glasses **260, 436**
Silencers & Mufflers **630-635**
Silicone **1583, 1590**
Sledge Hammer **1732**
Slide Valve **549, 563, 1056**
Soda Blaster & Media **1600**
Solder Fittings Copper **1218-1219**
Solenoid Valves **575-599, 617-622**
DIN Connectors & Moulded Plugs **1043-1046**
Hydraulic Solenoid Valves **203-206, 210-212, 215-217**
Pilot Operated Solenoid Valves **1026-1042**
Pilot Valves **600-606, 608-610**
Stainless Steel **1030-1031, 1035, 1037, 1041**
Solenoid Valves NAMUR **1020-1021**
Timer **1028**
Speed Control Regulator **628, 634, 804-807, 814-816**
Spill Kits
Kits **281-282**
Prevention & Absorption **279-284**
Spiral Hose Guard **47-48**
Spirit Levels **1740**
Splicing Kit **112**
Split Flange Half **24, 102**
Spray Guns & Nozzles **1713-1715, 1720**
Air Powered Diaphragm Pumps **1712**
Airless Spray Gun & Accessories **1711**
Industrial Airless Paint Sprayer **1711**
Paint Mixing Tank **1712**
Sprinklers **1680**
Square Plug **957, 1185**
ST Series Couplings **405**
Stainless Steel 150lb
Fittings **1181-1185**
Stainless Steel 3000lb Flanges **1195**
Stainless Steel Adaptors 10,000psi **90-94**
Stainless Steel Angle Seat Valves **1049-1051**
Stainless Steel Ball Valves **242, 946-954, 956**
Stainless Steel Butterfly Valves **967-970**
Stainless Steel Check/Non-return Valve **242, 961, 963-965**
Stainless Steel DIN Compression Fittings **144-164**
Stainless Steel Flanged Hose Tails **1492**
Stainless Steel Float Valves **1059**
Stainless Steel Flow Meters **253**
Stainless Steel Gate Valves **957-959**
Stainless Steel Gauges
Glycerine Filled **264-267**
Stainless Steel Globe Valves **975-977**
Stainless Steel Hose Clamps & Clips **1513, 1517-1521, 1524, 1527-1529, 1531-1543, 1548-1550, 1552-1555, 1557**
Stainless Steel Hose Connectors/Inserts
Banjo Bolt **34**
Banjo Insert **34**
BSPP **30**
BSPT **30**
Jet Wash Female **34**
JIC **31**
Metric **32-33, 35**
ORFS **34**
SAE 3000 **36**
SAE 6000 **36**
Split Flange Half **36**
Stainless Steel Hydraulic Adaptors **85-87**
Stainless Steel Hydraulic Twin Ferrule Compression Fittings
Imperial **166-172**
Metric **173-178**
Stainless Steel Hygienic BS Type
Pipe Fittings **1191-1192**
Tube **1192**
Clamps **1193**
Accessories **1192**
Stainless Steel Instrumentation Fittings **88-89**
Stainless Steel JIC Adaptors **95-100**
Stainless Steel Lever Lock Water Pump Couplings **1505**
Stainless Steel Manifold Valves **981**
Stainless Steel Metric & Imperial Tube **183, 1185**
Stainless Steel Needle Valves **982-983**
Stainless Steel Overbraid Rubber Hose **1420**
Stainless Steel Pinch Valve **1050**
Stainless Steel Pneumatic Actuator **1016**
Stainless Steel Pneumatic Check Valves **628**
Stainless Steel Quick Release Couplings
Series 25 **360**
Series 95 **384**
ST Series **405**
Stainless Steel Quick Release Couplings Hydraulic
ISO A **290, 297**
ISO B **291, 297**
Flat Face **299**
H Series **320**
Stainless Steel Reusable Fittings
Inserts **41**
Ferrules **41**
Stainless Steel Ferrules **29**
Stainless Steel RJT Couplings **1194**
Stainless Steel Sight Glasses **436**

Stainless Steel Switches
- *Float Level Switches* **442**
- *Flow Switch* **437**

Stainless Steel Test Point **269-270**

Stainless Steel Trench Hose Couplings **1487-1488**

Stainless Steel Tube Clamp Components
- *Clamping Rail* **190**
- *Clamping Rail Nuts* **190, 192**
- *Series A Clamp Components* **191-192**
- *Series B Clamp Components* **194**
- *Series C Clamp Components* **197**

Stainless Steel Twin Ferrule Compression Fittings
- *Imperial* **166-172**
- *Metric* **173-178**

Standpipe Adaptors Metric **137**

Standpipes Manhole & Drain Keys **1496**

Stanley Knife **1731**

Steam Couplings **1481**

Steam Hose & Assemblies **1482**

Steel Spring Guard **45**

Stem Couplings **1480-1481**

Storage & Display Systems
- *Accessories* **1748**
- *Bins & Rails* **1749**
- *Component Organisers* **1747**
- *Display Boards* **1749**
- *Multi-Purpose Display Boards* **1749**
- *Stands* **1748**
- *Storage Bins* **1748**
- *Tool Trays* **1749**
- *Wall Panels* **1749**

STORZ DIN Suction Couplings **1485-1486**

Straight Flange Coupling **135**

Strainers
- *Strainer Baskets* **962, 964, 972**
- *Plastic Strainer* **962**
- *Y Strainers* **972-974**

Strainers & Foot Valves **1436**

StrutSlayr Shear Heads **1744**

Studding **1385**

Suction Hose **1427-1431**

Super Glue **1585**

Super Clamps **1521, 1523**

Switch Box Pneumatic **1022-1023**

Swivel Joints **1224**

Swivel Joints Hydraulic **245**

T

Tank Cleaner **260**

Tank Gauges **1654**

Tanker Couplings & Adaptors **1490-1491**

Tape
- *Adhesive Tapes & Barrier Tapes* **1588-1590**
- *Duct Tape* **1585**
- *Plate & Cloth Tape* **1391, 1586**
- *PTFE Tape* **1391**
- *Self Amalgamating Tape* **45**

Tarmac & Pothole Repair **1561-1562**

Temperature Gauge **252, 265, 417-418**

Temperature Switches **421**

Test & Flow Indicators **252-253**

Test Point Couplings
- *Test Point Accessories* **269-272**
- *Test Point Couplings* **269-272**
- *Test Point Hose Assemblies* **270**
- *Test Point Kits* **272**

Thermometers **446**

Thinking Sticks **262**

Thread Gauge **1648**

Thread Lock Adhesives **1584, 1586**

Timers **613-614, 1024-1025, 1028**

Toe Jack **278**

Toilet Paper **1761**

Tool Bags **1741, 1759**

Tools Automotive
- *Brake Bleeder* **1600**
- *Jet Flusher Gun* **1600**
- *Jet Washer Gun* **1600**
- *Oil Extractor* **1600**

Tools Hand/Workshop
- *Allen Keys* **1737**
- *Bolt Cutters* **1732**
- *Brushes* **1729, 1730**
- *Chisel* **1732**
- *Cutting Tools* **1729, 1731**
- *Deburrer* **1067, 1083, 1087**
- *Drill Accessories* **1729**
- *Files* **1730**
- *G & F Clamps* **1740**
- *Hammers* **1732**
- *Lamps & Torches* **1740-1741**
- *Measuring Equipment* **1739**
- *Pipe Cutters* **1731**
- *Pipe Wrench* **1742**
- *Pliers* **1731, 1733**
- *Saws* **1730**
- *Screwdrivers* **1734-1736**
- *Spirit Levels* **1740**
- *Tool Sets* **1737-1739**
- *Wrecking Bar* **1732**
- *Wrenches* **1742**

Tools Pneumatic/Air
- *Air Couplings* **1719**
- *Air Tool Accessories* **1710**
- *Cutter* **1718**
- *Drills* **1708, 1717**
- *Grinders & Kits* **1709, 1717**
- *Impact Hammer* **1708, 1718**
- *Impact Wrenches* **1706-1707, 1716**
- *Impact Wrench Kit* **1707**
- *Nailer & Stapler* **1708**
- *Ratchet Wrenches* **1706, 1717**
- *Riveters* **1717, 1720**
- *Sanders* **1718**
- *Tool Balancers* **1720**
- *Tyre Inflators & Adaptors* **1721-1725**

Torches & Lamps **1740-1741**

Tread Depth Gauge **1725**

Trench Pump Hose Couplings **1487-1489**

Trigger Guns & Nozzles, Fuel **1620-1621**

Trolley
- *Drum* **1638**
- *Grease Filler Pumps* **1638, 1642**
- *Oil Delivery* **1638**
- *Transfer Unit* **1627**

Trolley Jack **1739**

Tube
- *Copper* **1213**
- *Bundy* **1215**
- *Imperial Steel Tube* **182**
- *Metric Steel Tube* **180, 181**
- *PVC Covered Copper Tube* **1215**
- *Screwed & Socketed Steel Tubing* **1383**
- *Stainless Steel Metric & Imperial* **183, 1185, 1190**
- *Stainless Steel NB Tube* **1185**

Tube Benders **1746, 182**

Tube Clamps
- *Clamping Rail* **190**
- *Clamping Rail Nuts* **190, 192**
- *Complete Clamps* **186**
- *Multiclamp* **201**
- *Noise & Vibration Protection* **187**
- *Steel & Flat Clamps* **199**
- *Series A Clamp Components* **188-192**
- *Series B Clamp Components* **190, 192-194**
- *Series C Clamp Components* **190, 195-197**
- *Series O Clamps* **200**
- *U-bolts & Saddles* **198**

Tube Cutter
- *Cutting Tool Accessories* **905, 913, 1743, 1745-1746**
- *Powered Tubing Cutter* **1743**

Tube Reinforcing Insert/Ring **182**

Tubing, Pneumatic
- *Air Brake Tube* **910**
- *Hose Assemblies* **900-903, 910, 916**
- *Nylon Recoil Hoses* **916**

Nylon Tube **913-917**
Polyamide High Resistant Tubing **906**
Polyurethane Tube **898-904, 906-909, 912, 918**
Polyurethane Recoil Hoses **899-904**
Tube Cutters **905, 908, 913**

Twin Ferrule Stainless Steel Compression Fittings
Imperial **166-172**
Metric **173-178**

Tyre Inflators & Adaptors **1721-1725**
Tyre Pressure Gauges **1725**

U

U Bolt Clamps **1514**
UPVC Flanges & Gaskets **1105, 1111**
Unicone Fittings **1484**

V

Vacuum Gauges **411-412, 415-416**
Vacuum Hose & Accessories, Industrial **1446**
Vacuum Switches Pneumatic **425**

Vacuum Technology
Filters **761**
Fittings **750-754**
Pumps **755-757**
Grippers **758- 760**
Suction Cups **707-749**

Vacuum/Guns & Kits **1609**
Valve Timer **1028**

Valves
Ball Valves **238-240**
CETOP 3 Valves **203-204, 207, 210-213, 220**
CETOP 3 Manifolds **208**
CETOP 5 Valves **205-207, 215-218, 220**
CETOP 5 Manifolds **208**
CETOP Coils & DIN Plugs **205, 219**
Spring Loaded Tap Valve **1,060**
3-Way Valves **924, 928, 930, 934-935, 937, 941, 951-952, 954**
Actuation **993-1001, 1005-1012**
Bibcock **931-932**
Brass **922-935, 938-944**
Cast Iron Ball Valve **936**
Compression Ball Valves **137, 938-939, 944**
Drain Ball Valves **929-930**
Direct Mount ISO 5211 **935-936, 944, 950-956**
Fire Safe Ball Valves **953-955**
Hydraulic Ball Valves **238-240**
Hygienic Ball Valves **952**
Mini Ball Valves **926-928, 935, 939, 940, 946**
Panel Mount Ball Valves **933-934**
Plastic Ball Valves **937, 945**
Stainless Steel **242, 946-956**
Vented Ball Valve **932-933**
WRAS & GAS Ball Valves **938-945**
Gate Valves & Accessories **957-959**
Globe Valves **975-977**
Needle Valves **243, 982-983**
Instrumentation Manifold Valve **981**

Valves & Timers, Drain **1024-1025**
Accessories **1025**
Drain & Bleeder Valves **1058**

Valves (Logic) **611-612**

Valves Butterfly
Accessories **971**
Actuation **1002-1003, 1013-1014**
Hygienic Butterfly Valves **967**
Lugged & Tapped **970**
Wafer Pattern **968-969**

Valves Hydraulic Threaded
Check Valve **246**
Control Valves **246**
Diverter Valve **245**
Flow Dividers **246**
Hose Burst Valve **245**
Pilot Operated Vales **244**
Pressure Reducing Valves **244**
Overcentre Valves **244**
Shuttle Valve **244**
Swivel Joints **245**

Valves/Check
Accessories **960, 962, 964, 966**
Ball Check **966**
Commissioning Valves **978**
Cromax **964**
Double Check **960**
Dual Plate **964-966**
Exhaust Valves **634-636**
Hydraulic **136, 241-243, 246, 963**
Piston **965**
Pneumatic **792, 864**
Spring **960-962, 964, 966**
Swing **960-965**
Wafer Pattern **961**

Vane Pumps & Accessories **222-223**
Vent Valves **979**
Ventilators **1616**
Vernier Gauges **1739**

Vibrators
Pneumatic Vibrators **625-626**

Visual indicator **256-257, 259, 445, 437-438, 613**

W

Walform Machine **115**
Wall Panels **1749**

Wash Down Equipment
Accessories **1675**
Extended Lances **1671**
Foam Injection Bottle **1672**
Lances **1672**
Pressure Washer Hose **1676-1677**
Pressure Washer Hose Assemblies **1678**
Pressure Lance Configurator **1668-1669**
Pressure Washer Nozzles & Adaptors **1673-1674**
Pressure Washer Floor Cleaner **1675**
Pressure Washer Lances **1666**
Pressure Washer Triggers & Lance Assemblies **1667**
Pressure Washer Lance Triggers **1670**
Twin Lances **1672**

Wash Down Hose **1415**

Washers
Bonded Seals & Kits **109-112**

Water Delivery Hose **1431**
Water Filter **665**

Water Guns
1" System Couplings **1664**
1/2" System Couplings **1662-1663**
3/4" System Couplings **1663**
Click System Couplings **1664**
Couplings & Adaptors **1659-1660**
Heavy-duty Brass **1657, 1659**
Heavy-duty Stainless Steel **1658, 1659**
Water Guns **1660, 1679**
Stainless Steel Couplings **1665**

Water Hose **1415, 1422**
Water Meter **1057, 445**

Water Misting Systems
Dry Fog Systems **1691**
Fans **1690**
Filters **1695**
Fogger **1691**
Misting System Controllers **1696**
Nozzles & Adaptors **1692-1694**
Pump Kits **1687-1689**

Water Nozzles **1679**
Water Regulator **665**
Water Sprinklers **1680**
Water Valves & Accessories **1057**
WD-40 **1568**
Welding Hose **1418-1419**
Welding Hose Sets **1419**
Welding Sprays **1577**
Wipes **1573**
Worm Drive **1513-1514, 1527-1529,1535, 1558**
Wrecking Bar **1732**
Wrenches **1734**

Y

Y Strainers **972-974, 1303**

Code	Page
0	
00100	**54**
00101	**54**
00102	**54**
00103	**54**
00104	**54**
00106	**54**
00109	**54**
00110	**54**
00111	**54**
00112	**54**
00113	**54**
00114	**54**
00115	**54**
00116	**54**
00117	**54**
00118	**54**
00119	**54**
00120	**54**
00125	**54**
00129	**54**
00225	**78**
00226	**78**
00227	**78**
00228	**78**
00229	**78**
00230	**78**
00231	**78**
00232	**78**
00233	**78**
00234	**78**
00236	**78**
00313-JIS	**55**
0045R	**1538**
00780	**59**
00781	**59**
00782	**59**
00783	**59**
00784	**59**
00785	**59**
00786	**59**
00787	**59**
00788	**59**
00789	**59**
00790	**59**
00791	**59**
00792	**59**
00793	**59**
00794	**59**
00795	**59**
00796	**59**
00801	**59**
00802	**59**
00805	**59**
00806	**59**
00807	**59**
00808	**59**
00809	**59**
00810	**59**
00820	**58**
00821	**58**
00822	**58**
00823	**58**
00824	**58**
00825	**58**
00826	**58**
00829	**58**
00831	**58**
00841	**58**
00842	**58**
00843	**58**
00844	**58**
00849	**58**
00850	**58**
008ABK	**887**
0090320502	**496**
0090400502	**496**
0090500502	**496**
0090630502	**496**
0090800502	**496**
0091000502	**496**
0091250502	**496**
01001	**59**
01002	**59**
01003	**59**
01004	**59**
01005	**59**
01006	**59**
01007	**59**
01008	**59**
01009	**59**
01010	**59**
01011	**59**
01012	**59**
01013	**59**
01014	**59**
01015	**59**
01016	**59**
01017	**59**
01018	**59**
01019	**59**
01021	**59**
01022	**59**
01023	**59**
01024	**59**
01025	**59**
01026	**59**
01027	**59**
01028	**59**
01029	**59**
01030	**59**
01031	**59**
01032	**59**
01033	**59**
01050	**57**
01052	**57**
01054	**57**
01056	**57**
01057	**57**
01058	**57**
01060	**57**
01061	**57**
01062	**57**
01063	**57**
01064	**57**
01065	**57**
01066	**57**
01067	**57**
01-06L04J	**73**
01-06S04J	**73**
01-08L04J	**73**
01-08S04J	**73**
01-08S06J	**73**
01-10L06J	**73**
01-10S06J	**73**
01-10S08J	**73**
01-12L06J	**73**
01-12L08J	**73**
01-12S08J	**73**
01-14S08J	**73**
01-15L08J	**73**
01-15L12J	**73**
0121001	**632**
0121005	**632**
0121007	**632**
0121010	**632**
0121015	**632**
0121030	**632**
01-22LX212J	**74**
01-25SX212J	**74**
01265	**73**
01267	**73**
01268	**73**
01270	**73**
01272	**73**
01274	**73**
01275	**73**
01276	**73**
01277	**73**
01278	**73**
01279	**73**
01280	**73**
01281	**73**
01282	**73**
01283	**73**
01284	**73**
01285	**73**
01286	**73**
01287	**73**
01288	**73**
01289	**73**
01290	**73**
01291	**73**
01292	**73**
01294	**73**
01295	**73**
01297	**73**
01298	**73**
01299	**73**
01300	**57**
01301	**57**
01302	**57**
01303	**57**
01304	**57**
01305	**57**
01306	**57**
01307	**57**
01308	**57**
01309	**57**
01-30SX220J	**74**
01310	**57**
01311	**57**
01312	**57**
01313	**57**
01314	**57**
01315	**57**
01316	**57**
01317	**57**
01318	**57**
01319	**57**
01320	**57**
01321	**57**
01322	**57**
01323	**57**
01324	**57**
01325	**57**
01326	**57**
01327	**57**
01328	**57**
01329	**57**
01330	**57**
01331	**57**
01332	**57**
01333	**57**
01335	**57**
01337	**57**
01338	**57**
01339	**57**
01340	**57**
01341	**57**
01342	**57**
01343	**57**
01344	**57**
01345	**57**
01346	**57**
01348	**57**
01350	**74**
01351	**74**
01352	**74**
01353	**74**
01354	**74**
01355	**74**
01356	**74**
01357	**74**
01358	**74**
01-35LX216J	**74**
01-35LX216J	**73**
01361	**74**
01362	**74**
01363	**74**
01364	**74**
01365	**74**
01366	**74**
01367	**74**
01368	**74**
01369	**74**
01370	**74**
01371	**74**
01373	**74**
01377	**74**
01378	**74**
01379	**74**
01380	**74**
01381	**74**
01383	**74**
01384	**74**
01385	**74**
01386	**74**
01387	**74**
01388	**74**
01389	**74**
01-38SX220J	**74**
01391	**74**
01392	**74**
01394	**74**
01395	**74**
01396	**74**
01397	**74**
01425-TP-B02	**71**
01427-TP-B02	**71**
01434-TP-B02	**71**
01440-TP-B02	**71**
01451-TP-B02	**71**
01458-TP-B02	**71**
0152018	**632**
0152038	**632**
0152048	**632**
0152068	**632**
0153028	**632**
0153038	**632**
0153068	**632**
0153108	**632**
0153128	**632**
0153168	**632**
015AA	**430**
015AC	**430**
01625	**75**
01626	**75**
01627	**75**
01628	**75**
01631	**75**
01651	**75**
01652	**75**
01653	**75**
01654	**75**
01655	**75**
01656	**75**
01657	**75**
01659	**75**
01661	**75**
01662	**75**
01663	**75**
01664	**75**
01775	**62**
01776	**62**
01777	**62**
01778	**62**
01779	**62**
01780	**62**
01781	**62**
01782	**62**
01783	**62**
01784	**62**
01785	**62**
01875	**61**
01876	**61**
01877	**61**
01878	**61**
01879	**61**
01880	**61**

Code	Page
01881	**61**
01882	**61**
01883	**61**
01884	**61**
01885	**61**
01886	**61**
01887	**61**
01888	**61**
01889	**61**
01913	**67**
01998	**67**
01999	**67**
01C00A-00	**227**
02013	**67**
02014	**67**
02017	**66**
02018	**66**
02022	**66**
02023	**66**
02031	**66**
02032	**66**
02035	**66**
02036	**66**
02037	**66**
02039	**66**
020AA	**430**
02-102532	**223**
02-102533	**223**
02-102534	**223**
02-102535	**223**
02-102552	**223**
02-102553	**223**
02-102554	**223**
02-102555	**223**
02-102572	**223**
02-102574	**223**
02-102575	**223**
02-137109-CR	**222**
02-137110-CR	**222**
02-137113-CR	**222**
02-137117-CR	**222**
02-137124-CR	**222**
02-137126-CR	**222**
02-137129-CR	**222**
02-137132-CR	**222**
02-137140-CR	**222**
02-137144-CR	**222**
02-137146-CR	**222**
02-137560	**223**
02-137561	**223**
02-137562	**223**
02-137563	**223**
02-137565	**223**
02-137566	**223**
02-137567	**223**
02-139074	**212**
02-144961	**212**
02-145162	**212**
02-146111	**211**
02170371	**1529**
02170380	**1529**
02170401	**1529**
02170411	**1529**
02170441	**1529**
02170451	**1529**
0223000201	**589**
0223000301	**589**
0223000401	**589**
0223000501	**589**
0223000601	**589**
0223000701	**589**
0224000201	**589**
0224000401	**589**
0224000501	**589**
0224000601	**589**
0224000701	**589**
0226004500	**589**
0226005500	**589**
0227700000	**624**
0228000100	**620**
0228000150	**620**
0228000155	**620**
0228000200	**620**
0228000210	**620**
0228000300	**620**
0228000301	**620**
0228000400	**620**
0228000500	**620**
0228000700	**620**
0228001100	**620**
0228001150	**620**
0228001155	**620**
0228001200	**620**
0228001210	**620**
0228001300	**620**
0228001301	**620**
0228001400	**620**
0228001500	**620**
0228001700	**620**
02-341552	**224**
02-341576	**224**
02-341644	**224**
02-341685	**224**
02-341949	**224**
02-348243	**224**
02-348259	**224**
02-348260	**224**
02-353298	**212**
02-466861	**224**
025AA	**430**
02KAAM03MPX	**330**
02KATF02MPX	**330**
02SFAM03MXX	**330**
02SFTF03MXX	**330**
03.0435NOS	**1722**
03.0435NSOS	**1722**
03.0447OS	**1722**
03.0465OS	**1722**
03.0472OS	**1722**
03000	**70**
03001	**70**
03002	**70**
03003	**70**
03004	**70**
03005	**70**
03006	**70**
03007	**70**
0300900-1	**1528**
0300900-2	**1528**
0300900-3	**1528**
0300900-4	**1528**
0300900-5	**1528**
0300900-6	**1528**
0300900-7	**1528**
0300900-8	**1528**
0300900-9	**1528**
0300901-0	**1528**
0300901-1	**1528**
0300901-2	**1528**
0300901-3	**1528**
0300901-4	**1528**
0300901-5	**1528**
0300901-6	**1528**
0300901-7	**1528**
0300901-8	**1528**
0300901-9	**1528**
0300902-0	**1528**
0300902-1	**1528**
0300902-3	**1528**
0300902-4	**1528**
0300A-00	**227**
03011010	**1537**
03011029	**1537**
03011037	**1537**
03011045	**1537**
03011053	**1537**
03011061	**1537**
03011070	**1537**
03011088	**1530**
03011096	**1530**
03012013	**1537**
03012021	**1537**
03012030	**1537**
03012048	**1537**
03012056	**1537**
03012064	**1537**
03012072	**1537**
03012101	**1537**
03012110	**1537**
03012128	**1537**
03012136	**1537**
03012144	**1537**
03012152	**1537**
03012160	**1537**
03012179	**1537**
03012187	**1537**
03012195	**1537**
03012208	**1537**
03012216	**1537**
03012224	**1537**
03012232	**1537**
03012240	**1537**
03012259	**1537**
03012267	**1537**
03012275	**1537**
03012283	**1537**
03013614	**1524**
03013622	**1524**
03013630	**1524**
03013649	**1524**
03013657	**1524**
03013665	**1524**
03013673	**1524**
03013681	**1524**
03013690	**1524**
03013702	**1524**
03013710	**1524**
03013729	**1524**
03013737	**1524**
03013745	**1524**
03013753	**1524**
03013761	**1524**
03013770	**1524**
03013788	**1524**
03013796	**1524**
03013809	**1524**
03013817	**1524**
03013825	**1524**
03013833	**1524**
03013841	**1524**
03013850	**1524**
03013868	**1524**
03013876	**1524**
03013884	**1524**
03013892	**1524**
03013905	**1524**
03013913	**1524**
03013921	**1524**
03013930	**1524**
03013948	**1524**
03013956	**1524**
03013964	**1524**
03013971	**1524**
03013981	**1524**
03013982	**1524**
03013983	**1524**
03013984	**1524**
03013985	**1524**
03013986	**1524**
03013991	**1524**
03013992	**1524**
03013993	**1524**
03013994	**1524**
03013995	**1524**
0301401-9	**1527**
0301402-7	**1527**
0301403-5	**1527**
0301404-3	**1527**
0301405-1	**1527**
0301406-0	**1527**
0301407-8	**1527**
0301408-6	**1527**
0301409-4	**1527**
0301410-7	**1527**
0301411-5	**1527**
0301412-3	**1527**
0301414-0	**1527**
0301415-8	**1527**
0301416-6	**1527**
0301417-4	**1527**
0301418-2	**1527**
0301419-0	**1527**
0301451-0	**1528**
0301452-9	**1528**
0301453-7	**1528**
0301454-5	**1528**
0301455-3	**1528**
0301456-1	**1528**
0301457-0	**1528**
0301458-8	**1528**
0301459-6	**1528**
0301460-9	**1528**
0301461-7	**1528**
0301462-5	**1528**
0301463-3	**1528**
0301464-1	**1528**
0301465-0	**1528**
0301466-8	**1528**
0301467-6	**1528**
0301468-4	**1528**
0301469-2	**1528**
0301471-3	**1528**
0301472-1	**1528**
0301473-0	**1528**
0301474-8	**1528**
0301575-9	**1527**
0301576-7	**1527**
0301650-8	**1527**
0301651-6	**1527**
0301652-4	**1527**
0301653-2	**1527**
0301654-0	**1527**
0301655-9	**1527**
0301656-7	**1527**
0301657-5	**1527**
0301658-3	**1527**
0301659-1	**1527**
0301660-4	**1527**
0301661-2	**1527**
0301662-0	**1527**
0301663-9	**1527**
0301667-1	**1527**
0301668-0	**1527**
0301750-0	**1527**
0301751-9	**1527**
0301752-7	**1527**
0301753-5	**1527**
0301754-3	**1527**
0301755-1	**1527**
0301756-0	**1527**
0301757-8	**1527**
0301758-6	**1527**
0301759-4	**1527**
0301760-7	**1527**
0301761-5	**1527**
0301762-3	**1527**
0301763-1	**1527**
0301764-0	**1527**
0301765-8	**1527**
0301766-6	**1527**
0301767-4	**1527**
0301768-2	**1527**
0301769-0	**1527**
0301770-3	**1527**
0301771-1	**1527**
0301772-0	**1527**
0301773-8	**1527**
03017800	**1529**
03017818	**1529**
03017834	**1529**

Code	Page
03017842	**1529**
03017850	**1529**
03017869	**1529**
03017877	**1529**
03017885	**1529**
03017893	**1529**
03017906	**1529**
03017914	**1529**
03017922	**1529**
03029302	**558**
03029402	**558**
03030	**79**
03031	**79**
03032	**79**
03033	**79**
03034	**79**
03035	**79**
03036	**79**
03036602	**558**
03036702	**558**
03036802	**558**
03037	**79**
03040002	**558**
03040202	**558**
03040302	**558**
03040402	**558**
03040502	**558**
03040602	**558**
03040802	**558**
03041402	**558**
03041502	**558**
03041602	**558**
03042502	**558**
03042602	**558**
03043202	**558**
03043702	**558**
03043802	**558**
03051FDPOS	**63**
03051FDPOS-45	**65**
03053FDPOS	**63**
03053FDPOS-45	**65**
03054FDPOS	**63**
03054FDPOS-45	**65**
03056FDPOS	**63**
03056FDPOS-45	**65**
03057FDPOS	**63**
03057FDPOS-45	**65**
03058FDPOS	**63**
0305R	**1538**
03060002	**558**
03060202	**558**
03060402	**558**
03061102	**558**
03062502	**558**
03063702	**558**
03063802	**558**
03066001	**1529**
03066002	**1529**
03066003	**1529**
03066004	**1529**
03066005	**1529**
03066006	**1529**
03066007	**1529**
03066008	**1529**
03066009	**1529**
03066010	**1529**
03066011	**1529**
03066012	**1529**
03066013	**1529**
03066014	**1529**
03066015	**1529**
03066016	**1529**
03067001	**1529**
03067002	**1529**
03067003	**1529**
03067004	**1529**
03067005	**1529**
03067006	**1529**
03067007	**1529**
03067008	**1529**
03067009	**1529**
03067010	**1529**
03067011	**1529**
03067012	**1529**
03067013	**1529**
03067014	**1529**
03067015	**1529**
03067016	**1529**
03085FD	**76**
03085FDPOS	**77**
03085FDPOS-45	**78**
03086FD	**76**
03087FD	**76**
03087FDPOS	**77**
03087FDPOS-45	**78**
03088FD	**76**
03088FDPOS	**77**
03088FDPOS-45	**78**
03089FD	**76**
03089FDPOS	**77**
03089FDPOS-45	**78**
03090FD	**76**
03090FDPOS	**77**
03090FDPOS-45	**78**
03091036	**1530**
03091FD	**76**
03092FDPOS	**77**
03092FDPOS-45	**78**
03170001	**1526**
03170003	**1526**
03170005	**1526**
03170007	**1526**
03170009	**1526**
03170011	**1526**
03170013	**1526**
03170015	**1526**
03170017	**1526**
03170019	**1526**
03170021	**1526**
03170023	**1526**
03170025	**1526**
03170027	**1526**
03170029	**1526**
03170031	**1526**
03170033	**1526**
03170035	**1526**
03170037	**1526**
03170039	**1526**
03170041	**1526**
03170043	**1526**
03170045	**1526**
03180001	**1526**
03180003	**1526**
03180005	**1526**
03180007	**1526**
03180009	**1526**
03180011	**1526**
03180013	**1526**
03180015	**1526**
03180017	**1526**
03180019	**1526**
03180021	**1526**
03180023	**1526**
03180025	**1526**
03180027	**1526**
03180029	**1526**
03180031	**1526**
03180033	**1526**
03180035	**1526**
03180037	**1526**
03180039	**1526**
03180041	**1526**
03180043	**1526**
03180045	**1526**
03190001	**1526**
03190003	**1526**
03190005	**1526**
03190007	**1526**
03190009	**1526**
03190011	**1526**
03190013	**1526**
03190015	**1526**
03190017	**1526**
03190019	**1526**
03190021	**1526**
03190023	**1526**
03190025	**1526**
03190027	**1526**
03190029	**1526**
03190031	**1526**
03190033	**1526**
03190035	**1526**
03190037	**1526**
03190039	**1526**
03190041	**1526**
03190043	**1526**
03190045	**1526**
0350003-8	**1557**
0350004-6	**1557**
03503116	**1530**
03503124	**1530**
03503201	**1530**
03503211	**1530**
03503221	**1530**
03503231	**1530**
03503241	**1530**
03503251	**1530**
03503261	**1530**
03503271	**1530**
03503281	**1530**
0351000050	**550**
03C00A-00	**227**
0400A-00	**227**
04016100	**1203**
04048	**76**
04050	**76**
04050FD	**76**
04051	**76**
04052	**76**
04053	**76**
04053/45FD	**78**
04053FD	**76**
04054	**76**
04055	**76**
04056	**76**
04057	**76**
04057100	**633**
04057200	**633**
04057300	**633**
04057400	**633**
04058	**76**
04059	**76**
04059/45FD	**78**
04059FD	**76**
04060	**76**
04060/45FD	**78**
04060FD	**76**
04061	**76**
04062	**76**
04063	**76**
04064	**76**
04065	**76**
04065/45FD	**78**
04065FD	**76**
04066	**76**
04066/45FD	**78**
04070	**76**
04071	**76**
04072	**76**
04073	**76**
04073/45FD	**78**
04073FD	**76**
04074	**76**
04075	**76**
04076	**76**
04076/45FD	**78**
04076FD	**76**
04077	**76**
04078	**76**
04079	**76**
04080	**76**
04081	**76**
04082	**76**
04083	**76**
04084	**76**
04085	**76**
04086	**76**
04087	**76**
04088	**76**
04089	**76**
05000/45FD	**65**
05000FD	**64**
05001/45FD	**65**
05001FD	**64**
05002/45FD	**65**
05002FD	**64**
05004/45FD	**65**
05004FD	**64**
05005/45FD	**65**
05005FD	**64**
05007FD	**64**
05018FD	**64**
05026FD	**64**
05027FD	**64**
05028FD	**64**
05030FD	**64**
05031FD	**64**
05050/45	**78**
05050/45FD	**78**
05050FD	**76**
05051FD	**76**
05052/45	**78**
05052/45FD	**78**
05052FD	**76**
05053/45	**78**
05053/45FD	**78**
05053FD	**76**
05054/45FD	**78**
05054FD	**76**
05055/45	**78**
05055/45FD	**78**
05055FD	**76**
05056/45	**78**
05056/45FD	**78**
05056FD	**76**
05059/45	**78**
0507R	**1538**
0523053000000000	**429**
0523058000000000	**429**
0523447000000000	**429**
0523449000000000	**429**
0554018	**632**
0554048	**632**
0554068	**632**
061R	**1538**
07000	**67**
07001	**67**
07002	**67**
07003	**67**
07004	**67**
07005	**67**
07006	**67**
07007	**67**
07008	**67**
07020	**76**
07021	**76**
07022	**76**
07023	**76**
07024	**76**
07025	**76**
07026	**76**
07027	**76**
07028	**76**
07029	**76**
07030	**76**
07031	**76**
07059	**66**
07060	**66**
07061	**66**
07062	**66**

Code	Page
07063	**66**
07064	**66**
07065	**66**
07066	**66**
07080	**66**
07081	**66**
07083	**66**
07084	**66**
07085	**66**
07086	**66**
0709R	**1538**
08010	**66**
08011	**66**
08012	**66**
08013	**66**
08014	**66**
08015	**66**
08016	**66**
0811R	**1538**
081ABK	**887**
08550	**77**
08551	**77**
08552	**77**
08553	**77**
08554	**77**
08555	**77**
08556	**77**
08557	**77**
08558	**77**
08559	**77**
08560	**77**
08561	**77**
08562	**77**
08564	**77**
08565	**77**
08566	**77**
08567	**77**
08568	**77**
08569	**77**
08570	**77**
08571	**77**
08572	**77**
08573	**77**
08574	**77**
08575	**77**
08576	**77**
08577	**77**
08578	**77**
08579	**77**
08580	**77**
08581	**77**
08582	**77**
08584	**77**
08585	**77**
085ABK	**887**
086ABK	**887**
087R	**1538**
0880160000000000	**429**
0880260000000000	**429**
0880460000000000	**429**
0880600000000000	**429**
09025-02-SPG	**69**
09026-04-SPG	**69**
09027-06-SPG	**69**
09028-08-SPG	**69**
09030-12-SPG	**69**
090R	**1538**
09100/HD	**69**
09101/HD	**69**
09102/HD	**69**
09103/HD	**69**
09105/HD	**69**
09106/HD	**69**
0911R	**1538**
09168	**69**
09169	**69**
09170-M16-SPG	**69**
09173-M14-SPG	**69**
09176-M22-SPG	**69**
09179	**69**
09179-M10-SPG	**69**
092.024.30.AC	**1612**
09220	**60**
09221	**60**
09222	**60**
09223	**60**
09224	**60**
09240	**60**
09241	**60**
09242	**60**
09243	**60**
09244	**60**
09245	**60**
09250	**60**
09251	**60**
09252	**60**
09253	**60**
09255	**60**
09258	**60**
09280	**63**
09281	**63**
09282	**63**
09283	**63**
09284	**63**
09285	**63**
09300	**79**
09301	**79**
09302	**79**
09303	**79**
09304	**79**
09305	**79**
09320	**79**
09321	**79**
09322	**79**
09323	**79**
09324	**79**
09397	**64**
09398	**64**
09399	**64**
09400	**64**
09401	**64**
09402	**64**
09403	**64**
09404	**64**
09405	**64**
09406	**64**
09407	**64**
09408	**64**
09409	**64**
09410	**64**
09411	**64**
09412	**64**
09500	**68**
09501	**68**
09502	**68**
09503	**68**
09504	**68**
09505	**68**
09506	**68**
09507	**68**
09508	**68**
09509	**68**
09510	**68**
09511	**68**
09512	**68**
09513	**68**
09514	**68**
09515	**68**
09516	**68**
0951602093	**496**
09517	**68**
09521	**68**
09550	**68**
09551	**68**
09552	**68**
09553	**68**
09554	**68**
09555	**68**
09556	**68**
095R	**1538**
09605	**77**
09606	**77**
09607	**77**
09608	**77**
09609	**77**
09610	**77**
09612	**77**
09700	**79**
09701	**79**
09702	**79**
09703	**79**
09704	**79**
09705	**79**
09707	**79**
09711	**79**
09712	**79**
0B00A-00	**227**
0F00A-00	**227**
1	
1/2EPW	**884**
1/2-ORING	**108**
1/4-BLACK-CUFF	**1678**
1/4-BLUE-CUFF	**1678**
10.2000OS	**1722**
10.2000OS4	**1722**
10.3012OS2	**1722**
1000A-00	**227**
1001E.250001	**1066**
1001E.250004	**1066**
1002-0038	**1667**
100200400	**862**
100200600	**862**
100200800	**862**
100201000	**862**
100201200	**862**
1002501	**1050**
1002503	**1050**
1002505	**1050**
1002507	**1050**
1002509	**1050**
1002511	**1050**
1002513	**1050**
1002515	**1050**
1002517	**1050**
1002519	**1050**
1002521	**1050**
1002523	**1050**
100290400	**862**
100290600	**862**
100290800	**862**
100291000	**862**
100291200	**862**
10031-S03	**228**
1003A.17.04.00	**1063**
1003A.25.04.00	**1063**
1003A.40.04.00	**1063**
1003A.50.04	**1063**
1003A.63.04	**1063**
100400400	**862**
100400600	**862**
100400800	**862**
100401000	**862**
100401200	**862**
10053-S03	**228**
100600400	**862**
100600600	**862**
100600800	**862**
100601000	**862**
100601200	**862**
1006A.25.04.00	**1063**
1006A.40.04.00	**1063**
1006A.50.04	**1063**
1006A.63.04	**1063**
100R1AT-03-100	**6**
100R1AT-04-100	**6**
100R1AT-05-100	**6**
100R1AT-06-100	**6**
100R1AT-08-100	**6**
100R1AT-10-100	**6**
100R1AT-12-100	**6**
100R1AT-16-100	**6**
100R1AT-20-40	**6**
100R1AT-24-40	**6**
100R1AT-32-40	**6**
100R2AT-03-100	**7**
100R2AT-04-100	**7**
100R2AT-05-100	**7**
100R2AT-06-100	**7**
100R2AT-08-100	**7**
100R2AT-10-100	**7**
100R2AT-12-100	**7**
100R2AT-16-100	**7**
100R2AT-20-40	**7**
100R2AT-24-40	**7**
100R2AT-32-40	**7**
100R4-102-10	**14**
100R4-102-20	**14**
100R4-115-10	**14**
100R4-127-10	**14**
100R4-127-20	**14**
100R4-152-10	**14**
100R4-152-20	**14**
100R4-19-10	**14**
100R4-19-20	**14**
100R4-19-40	**14**
100R4-25-10	**14**
100R4-25-20	**14**
100R4-25-40	**14**
100R4-32-10	**14**
100R4-32-20	**14**
100R4-32-40	**14**
100R4-38-10	**14**
100R4-38-20	**14**
100R4-38-40	**14**
100R4-51-10	**14**
100R4-51-20	**14**
100R4-51-40	**14**
100R4-64-10	**14**
100R4-64-20	**14**
100R4-76-10	**14**
100R4-76-20	**14**
100R4-89-10	**14**
100R4-89-20	**14**
100R6-04-50	**38**
100R6-04-B-50	**39**
100R6-04-G-50	**39**
100R6-04-R-50	**38**
100R6-05-50	**38**
100R6-06-50	**38**
100R6-06-B-50	**39**
100R6-06-G-50	**39**
100R6-06-R-50	**38**
100R6-08-50	**38**
100R6-08-B-50	**39**
100R6-08-G-50	**39**
100R6-08-R-50	**38**
100R6-10-50	**38**
100R6-12-25	**38**
100R6-12-B-25	**39**
100R6-12-G-25	**39**
100R6-12-R-25	**38**
100R6-16-25	**38**
100R6-16-B-25	**39**
100R6-16-G-25	**39**
100R6-16-R-25	**38**
100R7-03-25	**13**
100R7-03-75	**13**
100R7-04-25	**13**
100R7-04-25-TWIN	**13**
100R7-04-75	**13**
100R7-04-75-TWIN	**13**
100R7-05-25	**13**
100R7-05-25-TWIN	**13**
100R7-05-75	**13**
100R7-05-75-TWIN	**13**
100R7-06-25	**13**
100R7-06-25-TWIN	**13**
100R7-06-75	**13**
100R7-06-75-TWIN	**13**
100R7-08-25	**13**

Code	Page
100R7-08-25-TWIN	**13**
100R7-08-75	**13**
100R7-08-75-TWIN	**13**
101/2-MS	**1517**
101/2-SS	**1517**
1010-1000	**203**
1010-1001	**203**
1010-1002	**203**
1010-1003	**203**
1010-1004	**204**
1010-1005	**204**
1010-1006	**204**
1010-1007	**204**
1010-1008	**204**
1010-1009	**204**
1010-1010	**204**
1010-1011	**204**
1010-1012	**204**
1010-1013	**204**
1010-1014	**204**
1010-1015	**205**
1010-1016	**205**
1010-1017	**206**
1010-1018	**206**
1010-1019	**206**
1010-1020	**206**
1010-1021	**206**
1010-1022	**207**
1010-1023	**207**
1010-1024	**207**
1010-1025	**207**
1010-1026	**207**
1010-1027	**207**
1010-1028	**207**
1010-1029	**207**
1010-1030	**207**
1010-1031	**207**
1010-1032	**207**
1010-1033	**207**
1010-1034	**207**
1010-1035	**207**
1010-1036	**205**
1010-1037	**205**
1010-1038	**205**
1010-1039	**205**
1010-1040	**205**
1010-1041	**205**
1010-1042	**205**
1010-1043	**205**
1010-1044	**203**
1010-1045	**203**
1010-1046	**203**
1010-1047	**203**
1010-1050	**207**
1010-1051	**207**
1010-1052	**207**
1010-1053	**207**
1010-1054	**206**
1010-1055	**206**
1010-1056	**206**
1010-1057	**207**
1010-1058	**203**
1010-1059	**203**
1010-1060	**204**
1010-1061	**204**
1010-1062	**204**
1010-1063	**205**
1010-1064	**205**
1010-1065	**206**
1010-1066	**206**
1010-1067	**206**
1010-1068	**206**
1010-1069	**205**
1010-1070	**206**
1010-1071	**205**
1010-1072	**205**
10104	**113**
10114	**114**
101150418	**862**
101150618	**862**
101150628	**862**
101150818	**862**
101150828	**862**
101151028	**862**
101151038	**862**
101151238	**862**
1012-0001	**1186**
1012-0002	**1186**
1012-0003	**1186**
1012-0004	**1186**
1012-0005	**1186**
1012-0006	**1186**
1012-0007	**1186**
1012-0008	**1186**
1012-0009	**1186**
1012-0010	**1186**
1012-0011	**1186**
1012-0012	**1186**
1012-0013	**1186**
1012-0014	**1186**
1012-0016	**1186**
1012-0017	**1186**
1012-0018	**1186**
1012-0019	**1186**
1012-0021	**1186**
1012-0022	**1186**
1012-0023	**1186**
1012-0024	**1186**
1012-0025	**1186**
1012-0027	**1186**
1012-0028	**1186**
1012-0029	**1186**
1012-0030	**1186**
1012-0031	**1186**
1012-0032	**1186**
1012-0033	**1186**
1012-0034	**1186**
1012-0035	**1186**
1012-0036	**1186**
1012-0037	**1186**
1012-0038	**1186**
1012-0039	**1186**
1012-0041	**1186**
1012-0042	**1186**
1012-0043	**1186**
1012-0044	**1186**
1012-0045	**1186**
1012-0046	**1186**
1012-0047	**1186**
1012-0048	**1186**
1012-0049	**1186**
1012-0050	**1186**
1012-0051	**1186**
1012-0052	**1186**
1012-0053	**1186**
1012-0054	**1186**
1012-0055	**1186**
1012-0056	**1186**
1012-0057	**1186**
1012-0058	**1186**
1012-0059	**1186**
1012-0060	**1186**
1012-0061	**1186**
1012-0062	**1186**
1012-0063	**1186**
1012-0064	**1186**
1012-0065	**1186**
1012-0066	**1186**
1012-0067	**1186**
1012-0068	**1186**
1012-0069	**1186**
1012-0070	**1186**
1012-0071	**1186**
1012-0072	**1186**
1012-0073	**1187**
1012-0074	**1187**
1012-0075	**1187**
1012-0076	**1187**
1012-0077	**1187**
1012-0078	**1187**
1012-0079	**1187**
1012-0080	**1187**
1012-0082	**1187**
1012-0083	**1187**
1012-0084	**1187**
1012-0085	**1187**
1012-0086	**1187**
1012-0087	**1187**
1012-0088	**1187**
1012-0089	**1187**
1012-0090	**1187**
1012-0091	**1187**
1012-0092	**1187**
1012-0093	**1187**
1012-0094	**1187**
1012-0095	**1187**
1012-0096	**1187**
1012-0097	**1187**
1012-0098	**1187**
1012-0099	**1187**
1012-0100	**1187**
1012-0101	**1187**
1012-0102	**1187**
1012-0103	**1187**
1012-0104	**1187**
1012-0106	**1187**
1012-0107	**1187**
1012-0108	**1187**
1012-0109	**1187**
1012-0110	**1187**
1012-0111	**1187**
1012-0112	**1187**
1012-0113	**1187**
1012-0114	**1187**
1012-0115	**1187**
1012-0116	**1187**
1012-0117	**1187**
1012-0118	**1187**
1012-0119	**1187**
1012-0120	**1187**
1012-0121	**1187**
1012-0122	**1187**
1012-0123	**1187**
1012-0124	**1187**
1012-0125	**1187**
1012-0126	**1187**
1012-0127	**1187**
1012-0128	**1187**
1012-0129	**1187**
1012-0130	**1187**
1012-0131	**1187**
1012-0132	**1187**
1012-0133	**1187**
1012-0134	**1187**
1012-0135	**1187**
1012-0136	**1187**
1012-0137	**1187**
1012-0138	**1187**
1012-0139	**1187**
1012-0140	**1187**
1012-0141	**1187**
1012-0142	**1187**
1012-0143	**1187**
1012-0144	**1187**
1012-0145	**1188**
1012-0146	**1188**
1012-0147	**1188**
1012-0148	**1188**
1012-0149	**1188**
1012-0150	**1188**
1012-0151	**1188**
1012-0152	**1188**
1012-0153	**1188**
1012-0154	**1188**
1012-0155	**1188**
1012-0156	**1188**
1012-0157	**1188**
1012-0158	**1188**
1012-0159	**1188**
1012-0160	**1188**
1012-0161	**1188**
1012-0162	**1188**
1012-0163	**1188**
1012-0164	**1188**
1012-0165	**1188**
1012-0166	**1188**
1012-0167	**1188**
1012-0168	**1188**
1012-0169	**1188**
1012-0170	**1188**
1012-0171	**1188**
1012-0172	**1188**
1012-0173	**1188**
1012-0174	**1188**
1012-0175	**1188**
1012-0176	**1188**
1012-0177	**1188**
1012-0178	**1188**
1012-0179	**1188**
1012-0180	**1188**
1012-0181	**1188**
1012-0182	**1188**
1012-0183	**1188**
1012-0184	**1188**
1012-0185	**1188**
1012-0186	**1188**
1012-0187	**1188**
1012-0188	**1188**
1012-0189	**1188**
1012-0190	**1188**
1012-0191	**1188**
1012-0192	**1188**
1012-0193	**1188**
1012-0194	**1188**
1012-0195	**1188**
1012-0196	**1188**
1012-0197	**1188**
1012-0198	**1188**
1012-0199	**1188**
1012-0200	**1188**
1012-0201	**1188**
1012-0202	**1188**
1012-0203	**1188**
1012-0204	**1188**
1012-0205	**1188**
1012-0206	**1188**
1012-0208	**1188**
1012-0209	**1188**
1012-0210	**1188**
1012-0211	**1188**
1012-0212	**1188**
1012-0213	**1188**
1012-0214	**1188**
1012-0215	**1188**
1012-0216	**1188**
1012-0217	**1188**
1012-0218	**1188**
1012-0219	**1188**
1012-0220	**1188**
1012-0221	**1188**
1012-0222	**1188**
1012-0223	**1188**
1012-0224	**1188**
1012-0225	**1188**
1012-0226	**1188**
1012-0228	**1188**
1012-0229	**1189**
1012-0231	**1189**
1012-0232	**1189**
1012-0233	**1189**
1012-0234	**1189**
1012-0235	**1189**
1012-0236	**1189**
1012-0237	**1189**
1012-0238	**1189**
1012-0239	**1189**
1012-0240	**1189**
1012-0241	**1189**
1012-0242	**1189**
1012-0243	**1189**

Code	Page
1012-0244	**1189**
1012-0245	**1189**
1012-0246	**1189**
1012-0247	**1189**
1012-0248	**1189**
1012-0249	**1189**
1012-0250	**1189**
1012-0252	**1189**
1012-0253	**1189**
1012-0254	**1189**
1012-0255	**1189**
1012-0256	**1189**
1012-0257	**1189**
1012-0258	**1189**
1012-0259	**1189**
1012-0260	**1189**
1012-0261	**1189**
1012-0262	**1189**
1012-0263	**1189**
1012-0264	**1189**
1012-0265	**1189**
1012-0266	**1189**
1012-0267	**1189**
1012-0268	**1189**
1012-0269	**1189**
1012-0270	**1189**
1012-0271	**1189**
1012-0272	**1189**
1012-0273	**1189**
1012-0274	**1189**
1012-0275	**1189**
1012-0276	**1189**
1012-0277	**1189**
1012-0278	**1189**
1012-0279	**1189**
1012-0280	**1189**
1012-0281	**1189**
1012-0282	**1189**
1012-0283	**1189**
1012-0284	**1189**
1012-0285	**1189**
1012-0286	**1189**
1012-0287	**1189**
1012-0288	**1189**
1012-0289	**1189**
1012-0290	**1189**
1012-0291	**1189**
1012-0292	**1189**
1012-0293	**1189**
1012-0294	**1189**
1012-0295	**1189**
1012-0296	**1189**
1012-0297	**1189**
1012-0298	**1189**
1012-0299	**1189**
1012-0300	**1189**
1012-0301	**1189**
1012-0302	**1189**
1012-0303	**1189**
1012-0304	**1189**
1012-0305	**1189**
1012-0306	**1189**
1012-0307	**1189**
1012-0308	**1189**

Code	Page
1012-0309	**1189**
1012-0310	**1189**
1012-0311	**1189**
1012-0312	**1189**
1012-0313	**1189**
1012-0314	**1189**
1012-0315	**1189**
1012-0316	**1189**
1012-0317	**1189**
1012-0318	**1189**
1012-0319	**1189**
1012-0320	**1189**
1012-0321	**1189**
1012-0322	**1189**
1012-0323	**1189**
1012-0324	**1189**
1012-0325	**1189**
1012-0326	**1189**
1012-0327	**1189**
1012-0328	**1189**
1012-0329	**1189**
1012-0330	**1189**
1012-0331	**1189**
1012-0332	**1189**
1012-0333	**1189**
101250418	**862**
101250428	**862**
101250618	**862**
101250628	**862**
101250818	**862**
101250828	**862**
101250838	**862**
101251018	**862**
101251028	**862**
101251038	**862**
101251228	**862**
101251238	**862**
10128	**113**
1013-0003	**1180**
1013-0005	**1180**
1013-0008	**1180**
1013-0009	**1180**
1013-0011	**1180**
1013-0013	**1180**
1013-0016	**1180**
1013-0025	**1180**
1013-0027	**1180**
1013-0028	**1180**
1013-0029	**1180**
1013-0030	**1180**
1013-0032	**1180**
1013-0034	**1180**
1013-0035	**1180**
1013-0038	**1180**
1013-0039	**1180**
1013-0040	**1180**
1013-0041	**1180**
1013-0042	**1180**
1013-0043	**1180**
1013-0044	**1180**
1013-0048	**1180**
1013-0050	**1180**
1013-0051	**1180**
1013-0052	**1180**

Code	Page
1013-0053	**1180**
1013-0054	**1180**
1013-0056	**1180**
10136	**114**
101470418	**862**
101470428	**862**
101470618	**862**
101470628	**862**
101470638	**862**
101470818	**862**
101470828	**862**
101470838	**862**
101471018	**862**
101471028	**862**
101471038	**862**
101471228	**862**
101471238	**862**
10151	**113**
10163	**113**
10167	**113**
10181	**114**
10198	**113**
102010-000	**1600**
10204	**113**
10205	**113**
102150418	**862**
102150618	**862**
102150838	**862**
102151028	**862**
102151038	**862**
102151248	**862**
102185-000	**1600**
102250405	**862**
102250418	**862**
102250428	**862**
102250605	**862**
102250618	**862**
102250628	**862**
102250818	**862**
102250828	**862**
102250838	**862**
102251018	**862**
102251028	**862**
102251038	**862**
102251228	**862**
102251238	**862**
10251	**113**
10252	**1694**
1025L04 01 25	**851**
1025L06 01	**851**
1025L08 01	**851**
1025L08 01 05	**851**
10272	**114**
10289	**114**
102GA1818	**864**
102GA2828	**864**
102GA3838	**864**
102GA4848	**864**
102GB1818	**864**
102GB2828	**864**
102GB3838	**864**
102GB4848	**864**
102GD0418	**864**
102GD0428	**864**

Code	Page
102N1PA12D	**237**
102N1PA12I	**237**
102N22PA12D	**237**
102N22PA12I	**237**
102N2PA12D	**237**
102N2PA12I	**237**
102N35RA12D	**237**
102N35RA12I	**237**
10326	**113**
10332	**113**
10342	**114**
10375-04	**78**
10375-05	**78**
10375-06	**78**
10375-08	**78**
10375-10	**78**
10375-16	**78**
10392	**113**
10394	**114**
104.22.6.30.PC	**568**
104.32.0.1.LC	**567**
104.32.0.1.PA	**567**
104.32.2.1.LA	**567**
104.32.2.1.LC	**567**
104.32.2.1.PA	**567**
104.32.2.1/1.LA	**567**
104.32.3.1.PC	**567**
104.32.6.22/2.PC	**568**
104.32.6.22/3.LC	**567**
104.32.6.23/1.LC	**567**
104.32.6.23/3.LC	**567**
104.32.6.23/3.PC	**567**
104.32.6.23/4.PC	**567**
104.32.6.25.PA	**567**
104.32.6.27.LC	**568**
104.32.6.28.PC	**568**
104.32.6.30.LC	**568**
104.32.6.30.PC	**568**
104.32.6.31.LA	**568**
104.52.6.22/1.L	**571**
104.52.6.22/2.P	**571**
104.52.6.25.L	**571**
104.52.6.27.P	**571**
104.52.6.28.L	**571**
104.52.6.30.L	**571**
104.52.6.30.P	**571**
104.52.6.31.L	**571**
10424	**114**
10432	**113**
10438	**114**
10458	**113**
10459	**113**
10460	**113**
10485	**114**
10491	**114**
105.32.6.40C	**567**
10500	**278**
10511	**113**
10525-03	**76**
10525-04	**76**
10525-05	**76**
10525-06	**76**
10525-08	**76**
10525-10	**76**

Code	Page
10525-12	**76**
10525-16	**76**
10528	**113**
10541	**56**
10542	**56**
10543	**56**
10544	**56**
10545	**56**
10546	**56**
10548	**56**
10549	**114**
1054EL-12	**385**
10559	**113**
10575	**113**
10588	**113**
10590	**113**
10597-01	**228**
10597-02	**228**
10597-03	**228**
105R	**1538**
1063-1	**938**
1063-112	**938**
1063-114	**938**
1063-12	**938**
1063-14	**938**
1063-2	**938**
1063-212	**938**
1063-3	**938**
1063-34	**938**
1063-38	**938**
1063-4	**938**
10651	**113**
10653	**113**
10668	**113**
10671	**113**
10685	**113**
10692	**113**
10696	**113**
1071-1	**938**
1071-112	**938**
1071-114	**938**
1071-12	**938**
1071-14	**938**
1071-2	**938**
1071-212	**938**
1071-3	**938**
1071-34	**938**
1071-38	**938**
1071-4	**938**
10715-04-04-04	**79**
10715-05-05-05	**79**
10715-06-06-06	**79**
10715-08-08-08	**79**
10715-10-10-10	**79**
10715-12-12-12	**79**
10716-04-04-04	**78**
10716-05-05-05	**78**
10716-06-06-06	**78**
10716-08-08-08	**78**
10716-10-10-10	**78**
10716-12-12-12	**78**
1072-1	**939**
1072-12	**939**
1072-14	**939**

Code	Page
1072-34	**939**
1072-38	**939**
10727	**114**
10731	**113**
1073-1	**938**
1073-112	**938**
1073-114	**938**
1073-12	**938**
1073-14	**938**
10732	**114**
1073-2	**938**
1073-34	**938**
1073-38	**938**
1074-1	**939**
1074-12	**939**
1074-14	**939**
1074-34	**939**
1074-38	**939**
10750	**114**
10763	**113**
10810	**113**
10900	**77**
10902	**77**
10903	**77**
10904	**77**
10905	**77**
10907	**77**
10908	**77**
10940	**113**
10958	**228**
10959	**228**
1095EL-12	**385**
10960	**228**
10961	**228**
10962	**228**
10968	**113**
1096B-11	**385**
1097-11	**385**
1098-11	**385**
10990	**278**
10991	**114**
10996	**113**
10BPEX-25C	**882**
10BPEX-50C	**882**
10BV	**881**
10EPR	**884**
10HSV	**881**
10J-10J-MM-10K	**90**
10J-12J-MM-10K	**90**
10J-16J-MM-10K	**90**
10J-8J-MF-10K	**91**
10J-8N-MF-A-10K	**91**
10J-C-10K	**94**
10J-E-MF-10K	**93**
10JITS	**80**
10JMTS	**80**
10J-P-10K	**94**
10J-T-MM-10K	**93**
10JTN	**80**
10MC	**883**
10SCV	**884**
10W OIL	**283**
11.0612OS2	**1722**
11/2-ORING	**108**
11/4-ORING	**108**
110177	**113**
110178	**113**
110179	**113**
110180	**113**
110181	**113**
110182	**113**
110183	**113**
110184	**113**
110228	**113**
1102N1PA12D	**237**
1102N1PA12I	**237**
1102N22PA12D	**237**
1102N22PA12I	**237**
1102N2PA12D	**237**
1102N2PA12I	**237**
1102N35RA12D	**237**
1102N35RA12I	**237**
11041	**113**
1107A8	**1660**
1108420000	**1535**
11089	**113**
1108A8	**1660**
110R	**1538**
111/2-MS	**1517**
111/2-SS	**1517**
1110100010XN	**469**
1110100025XN	**469**
1110100050XN	**469**
1110120010CN	**469**
1110120025CN	**469**
1110120050CN	**469**
1110160010CN	**469**
1110160025CN	**469**
1110160050CN	**469**
1110200010CN	**469**
1110200025CN	**469**
1110200050CN	**469**
1110250010CN	**469**
1110250025CN	**469**
1110250050CN	**469**
11139	**114**
1113R	**1538**
11157	**113**
11201	**74**
1120160010CN	**469**
1120160025CN	**469**
1120160050CN	**469**
1120160080CN	**469**
1120160100CN	**469**
1120160125CN	**469**
1120160160CN	**469**
1120160200CN	**469**
11202	**74**
1120200010CN	**469**
1120200025CN	**469**
1120200050CN	**469**
1120200080CN	**469**
1120200100CN	**469**
1120200125CN	**469**
1120200160CN	**469**
1120200200CN	**469**
1120200250CN	**469**
1120250010CN	**469**
1120250025CN	**469**
1120250050CN	**469**
1120250080CN	**469**
1120250100CN	**469**
1120250125CN	**469**
1120250160CN	**469**
1120250200CN	**469**
1120250250CN	**469**
1120250320CN	**469**
11203	**74**
1120320025CN	**538**
1120320050CN	**538**
1120320080CN	**538**
1120320100CN	**538**
1120320125CN	**538**
1120320160CN	**538**
1120320200CN	**538**
1120320250CN	**538**
11204	**74**
1120400025CN	**538**
1120400050CN	**538**
1120400080CN	**538**
1120400100CN	**538**
1120400125CN	**538**
1120400160CN	**538**
1120400200CN	**538**
1120400250CN	**538**
11-204-004	**689**
11-204-006	**689**
11205	**74**
1120500025CN	**538**
1120500050CN	**538**
1120500080CN	**538**
1120500100CN	**538**
1120500125CN	**538**
1120500160CN	**538**
1120500200CN	**538**
1120500250CN	**538**
11242	**113**
113R	**1538**
11506	**113**
116002	**1723**
116021	**1723**
116022	**1723**
11752	**113**
11755	**113**
11-808-960	**689**
11-818-100	**690**
11-818-110	**690**
11-818-999	**690**
11874	**62**
11875	**62**
11876	**62**
11877	**62**
11878	**62**
11880	**62**
11881	**62**
11882	**62**
11883	**62**
11884	**62**
11885	**62**
11905	**78**
11907	**78**
1193-1	**939**
1193-12	**939**
1193-14	**939**
1193-34	**939**
1193-38	**939**
11975	**67**
11976	**67**
11977	**67**
11978	**67**
11979	**67**
11980	**67**
11981	**67**
11982	**67**
11984	**67**
11985	**67**
11PN07	**1060**
11PP07	**1060**
1200.12.04	**477**
1200.25.04/1	**477**
1200.32.03	**477**
1200.8.01	**477**
1200.8.02	**477**
1200.8.05	**477**
120001515	**1121**
120002222	**1121**
120002828	**1121**
120003535	**1121**
120004242	**1121**
120005454	**1121**
12001000	**631**
12001300	**631**
12001700	**631**
12002100	**631**
12002700	**631**
12003200	**631**
1201015012	**1120**
1201015034	**1120**
1201015038	**1120**
1201022012	**1120**
1201022034	**1120**
1201022100	**1120**
1201028034	**1120**
1201028100	**1120**
1201035100	**1120**
1201035114	**1120**
1201042112	**1120**
1201054200	**1120**
12011	**113**
12012	**113**
12013	**113**
12017	**113**
12018	**113**
12019	**113**
12020	**113**
1202002	**674**
1202003	**674**
120200400	**863**
120200600	**863**
1202015012	**1120**
1202015034	**1120**
1202022012	**1120**
1202022034	**1120**
1202022100	**1120**
1202028034	**1120**
1202028100	**1120**
1202035100	**1120**
1202035114	**1120**
1202042112	**1120**
12020507	**630**
1202054200	**1120**
12021	**113**
12021007	**630**
12021307	**630**
12021707	**630**
12022	**113**
12022107	**630**
12022707	**630**
12023	**113**
12023207	**630**
120290400	**863**
120290600	**863**
1203-1010	**243**
1203-1313	**243**
1203-1717	**243**
1203-2121	**243**
120400400	**863**
120400600	**863**
120401515	**1121**
120402222	**1121**
120402828	**1121**
120403535	**1121**
120404242	**1121**
120405454	**1121**
12041000	**631**
12041300	**631**
12041700	**631**
12042100	**631**
12042700	**631**
12043200	**631**
120600300	**863**
120600400	**863**
120600600	**863**
12075	**113**
1208015012	**1120**
1208022034	**1120**
1208028100	**1120**
1208035114	**1120**
1208042112	**1120**
1208054200	**1120**
12090500	**631**
12091000	**631**
12091300	**631**
12091700	**631**
12092100	**631**
12092700	**631**
12093200	**631**
120R	**1538**
121/2-MS	**1517**
121/2-SS	**1517**
12100	**113**
1210013	**674**
1210014	**674**
12100151515	**1123**
12100222222	**1123**
12100282828	**1123**
12100353535	**1123**
12100424242	**1123**
12100500	**631**
12100545454	**1123**

Code	Page
12101	**113**
12101000	**631**
12101300	**631**
12102	**113**
12103	**113**
12104	**113**
12105	**113**
12106	**113**
12107	**113**
12109	**113**
12110	**113**
12110221522	**1123**
12110281528	**1123**
12110282228	**1123**
12110352235	**1123**
12110352835	**1123**
12110422242	**1123**
12110422842	**1123**
12110423542	**1123**
12110542254	**1123**
12110542854	**1123**
12110543554	**1123**
12110544254	**1123**
12120151215	**1123**
12120153815	**1123**
12120221222	**1123**
12120223422	**1123**
12120281228	**1123**
12120283428	**1123**
12120351235	**1123**
12120353435	**1123**
12120421242	**1123**
12120423442	**1123**
12120541254	**1123**
12120543454	**1123**
12122	**113**
12123	**113**
12124	**113**
121250118	**863**
121250418	**863**
121250428	**863**
121250628	**863**
121250638	**863**
12126	**113**
1213320025BL	**500**
1213320025CN	**491**
1213320050BL	**500**
1213320050CN	**491**
1213320080BL	**500**
1213320080CN	**491**
1213320100BL	**500**
1213320100CN	**491**
1213320125BL	**500**
1213320125CN	**491**
1213320160BL	**500**
1213320160CN	**491**
1213320200BL	**500**
1213320200CN	**491**
1213320250BL	**500**
1213320250CN	**491**
1213320320BL	**500**
1213320320CN	**491**
1213320400BL	**500**
1213320400CN	**491**
1213320500BL	**500**
1213320500CN	**491**
1213400025BL	**500**
1213400025CN	**491**
1213400050BL	**500**
1213400050CN	**491**
1213400080BL	**500**
1213400080CN	**491**
1213400100BL	**500**
1213400100CN	**491**
1213400125BL	**500**
1213400125CN	**491**
1213400160BL	**500**
1213400160CN	**491**
1213400200BL	**500**
1213400200CN	**491**
1213400250BL	**500**
1213400250CN	**491**
1213400320BL	**500**
1213400320CN	**491**
1213400400BL	**500**
1213400400CN	**491**
1213400500BL	**500**
1213400500CN	**491**
1213500025BL	**500**
1213500025CN	**491**
1213500050BL	**500**
1213500050CN	**491**
1213500080BL	**500**
1213500080CN	**491**
1213500100BL	**500**
1213500100CN	**491**
1213500125BL	**500**
1213500125CN	**491**
1213500160BL	**500**
1213500160CN	**491**
1213500200BL	**500**
1213500200CN	**491**
1213500250BL	**500**
1213500250CN	**491**
1213500320BL	**500**
1213500320CN	**491**
1213500400BL	**500**
1213500400CN	**491**
1213500500BL	**500**
1213500500CN	**491**
1213630025BL	**500**
1213630025CN	**492**
1213630050BL	**500**
1213630050CN	**492**
1213630080BL	**500**
1213630080CN	**492**
1213630100BL	**500**
1213630100CN	**492**
1213630125BL	**500**
1213630125CN	**492**
1213630160BL	**500**
1213630160CN	**492**
1213630200BL	**500**
1213630200CN	**492**
1213630250BL	**500**
1213630250CN	**492**
1213630320BL	**500**
1213630320CN	**492**
1213630400BL	**500**
1213630400CN	**492**
1213630500BL	**500**
1213630500CN	**492**
1213800025AN	**492**
1213800025WL	**500**
1213800050AN	**492**
1213800050WL	**500**
1213800080AN	**492**
1213800080WL	**500**
1213800100AN	**492**
1213800100WL	**500**
1213800125AN	**492**
1213800125WL	**500**
1213800160AN	**492**
1213800160WL	**500**
1213800200AN	**492**
1213800200WL	**500**
1213800250AN	**492**
1213800250WL	**500**
1213800320AN	**492**
1213800320WL	**500**
1213800400AN	**492**
1213800400WL	**500**
1213800500AN	**492**
1213800500WL	**500**
1213A10025AN	**492**
1213A10025WL	**500**
1213A10050AN	**492**
1213A10050WL	**500**
1213A10080AN	**492**
1213A10080WL	**500**
1213A10100AN	**492**
1213A10100WL	**500**
1213A10125AN	**492**
1213A10125WL	**500**
1213A10160AN	**492**
1213A10160WL	**500**
1213A10200AN	**492**
1213A10200WL	**500**
1213A10250AN	**492**
1213A10250WL	**500**
1213A10320AN	**492**
1213A10320WL	**500**
1213A10400AN	**492**
1213A10400WL	**500**
1213A10500AN	**492**
1213A10500WL	**500**
1213A20100AN	**492**
1213A20100WL	**500**
1213A20125AN	**492**
1213A20125WL	**500**
1213A20160AN	**492**
1213A20160WL	**500**
1213A20200AN	**492**
1213A20200WL	**500**
1213A20250AN	**492**
1213A20250WL	**500**
1213A20320AN	**492**
1213A20320WL	**500**
1213A20400AN	**492**
1213A20400WL	**500**
1213A20500AN	**492**
1213A20500WL	**500**
121470418	**863**
121470428	**863**
121470628	**863**
121470638	**863**
121670418	**863**
122	**1034**
122001515	**1124**
122002222	**1124**
122002828	**1124**
122003535	**1124**
122004242	**1124**
122005454	**1124**
1221006	**673**
122101515	**1125**
122102222	**1125**
122102828	**1125**
122103535	**1125**
122104242	**1125**
122105454	**1125**
1223001	**674**
122301515	**1122**
122302222	**1122**
122302828	**1122**
122303535	**1122**
122304242	**1122**
122305454	**1122**
122401515	**1122**
122402222	**1122**
122402828	**1122**
1224030	**675**
122403535	**1122**
122404242	**1122**
1224054	**675**
122405454	**1122**
1225030	**674**
1225054	**674**
1226030	**675**
1226054	**675**
123-030	**446**
123-046	**446**
1231015012	**1124**
1231015038	**1124**
1231022034	**1124**
1231028100	**1124**
1231035114	**1124**
1231042112	**1124**
1231054200	**1124**
1232012038	**1124**
1232015012	**1124**
1232022012	**1124**
1232022034	**1124**
1232028012	**1124**
1232028100	**1124**
1232035012	**1124**
1232035114	**1124**
123-212	**446**
1234015012	**1125**
1234022034	**1125**
123501515	**1126**
123502222	**1126**
123502828	**1126**
123503535	**1126**
123504242	**1126**
123505454	**1126**
123601515	**1126**
123602222	**1126**
123602828	**1126**
123603535	**1126**
123604242	**1126**
123605454	**1126**
123801515	**1126**
123802222	**1126**
123802828	**1126**
123803535	**1126**
123804242	**1126**
123805454	**1126**
123AL02012A	**225**
123AL02054A	**225**
123AL02056A	**225**
123AL02062A	**225**
123AL02070A	**225**
123AL02074A	**225**
123AL02090A	**225**
123AL02150A	**225**
123AL02241A	**225**
123AL02356A	**225**
123AL02398A	**225**
123AL02399A	**225**
12-3DVL	**243**
12-3DVT	**243**
124.3	**1058**
124.4	**1058**
124.8	**1058**
1240022	**1125**
1240028	**1125**
1240035	**1125**
1240042	**1125**
1240054	**1125**
1241015	**1122**
1241022	**1122**
1241028	**1122**
1241035	**1122**
1241042	**1122**
1241054	**1122**
124302215	**1121**
124302815	**1121**
124302822	**1121**
124303522	**1121**
124303528	**1121**
124304222	**1121**
124304228	**1121**
124304235	**1121**
124305422	**1121**
124305428	**1121**
124305435	**1121**
124305442	**1121**
12-4DVOC	**243**
1251-1010	**243**
1251-1313	**243**
1251-1717	**243**
1251-2121	**243**
1252-2010	**243**
1252-2013	**243**
1252-2017	**243**
1252-2021	**243**
1253-3013	**243**
1253-3017	**243**
1253-3021	**243**

Code	Page
1261L-11	**385**
12650	**113**
12652	**113**
1270001	**675**
12785	**113**
1280.10.100.M	**476**
1280.10.15.M	**476**
1280.12.100.M	**476**
1280.12.15.M	**476**
1280.12.250.M	**476**
1280.12.300.M	**476**
1280.12.50.M	**476**
1280.16.100.M	**476**
1280.16.150.M	**476**
1280.16.160.M	**476**
1280.16.200.M	**476**
1280.16.50.M	**476**
1280.16.75.M	**476**
1280.16.80.M	**476**
1280.16.F	**477**
1280.20.15.M	**476**
1280.20.150.M	**476**
1280.20.200.M	**476**
1280.20.25.M	**476**
1280.20.250.M	**476**
1280.20.300.M	**476**
1280.20.350.M	**476**
1280.20.50.M	**476**
1280.20.75.M	**476**
1280.20.80.M	**476**
1280.25.100.M	**476**
1280.25.125.M	**476**
1280.25.15.M	**476**
1280.25.200.M	**476**
1280.25.25.M	**476**
1280.25.250.M	**476**
1280.25.300.M	**476**
1280.25.400.M	**476**
1280.25.50.M	**476**
1280.25.75.M	**476**
1280.25.80.M	**476**
1280.32.150.M	**476**
1280.32.250.M	**476**
1280.32.400.M	**476**
1280.32.50.M	**476**
1280.8.FS	**477**
1281.12.150.M	**476**
1281.16.150.M	**476**
1281.16.80.M	**476**
1281.20.200.M	**476**
1281.20.50.M	**476**
1281.25.160.M	**476**
1281.25.50.M	**476**
1281.25.75.M	**476**
1281.32.200.M	**476**
1281.32.300.M	**476**
1281.32.50.M	**476**
1281.32.75.M	**476**
12826	**113**
12827	**113**
12845	**113**
12847	**113**
128R	**1538**
129001510	**1126**
129001510-3MTR	**1126**
129002212	**1126**
129002212-3MTR	**1126**
129002812	**1126**
129002812-3MTR	**1126**
129003515	**1126**
129003515-3MTR	**1126**
129004215	**1126**
129004215-3MTR	**1126**
129005415	**1126**
129005415-3MTR	**1126**
1-290A8	**1663**
129501506	**1126**
129501506-3MTR	**1126**
129502207	**1126**
129502207-3MTR	**1126**
129502808	**1126**
129502808-3MTR	**1126**
129503510	**1126**
129503510-3MTR	**1126**
129504211	**1126**
129505412	**1126**
129505412-3MTR	**1126**
12967	**113**
12BIKIT	**1635**
12BIKIT2	**1635**
12-DVCC	**243**
12G-10J-MF-10K	**91**
12G-10J-MM-10K	**90**
12G-12G-FF-10K	**92**
12G-12G-MF-A-10K	**91**
12G-12G-MM-10K	**90**
12G-12J-MF-10K	**91**
12G-12J-MM-10K	**90**
12G-12N-MM-10K	**90**
12G-16G-MF-A-10K	**91**
12G-16G-MM-10K	**90**
12G-16J-MF-10K	**91**
12G-16J-MM-10K	**90**
12G-16N-MM-10K	**90**
12G-2G-MF-B-10K	**92**
12G-4G-MF-B-10K	**92**
12G-6G-MF-B-10K	**92**
12G-8G-MF-B-10K	**92**
12G-8J-MM-10K	**90**
12G-C-10K	**94**
12G-E-FF-10K	**93**
12G-E-MF-10K	**93**
12G-E-MM-10K	**92**
12G-P-10K	**94**
12G-T-FF-10K	**94**
12G-T-MM-10K	**93**
12J-12J-FF-10K	**92**
12J-12J-MF-10K	**91**
12J-12N-MF-A-10K	**91**
12J-16J-MM-10K	**90**
12J-8J-MF-10K	**91**
12J-8N-MF-A-10K	**91**
12J-C-10K	**94**
12J-E-FF-10K	**93**
12J-E-MF-10K	**93**
12JITS	**80**
12JMTS	**80**
12J-P-10K	**94**
12J-T-FF-10K	**94**
12J-T-MM-10K	**93**
12JTN	**80**
12N-12J-E-MF-10K	**93**
12N-12J-MF-10K	**91**
12N-12J-MM-10K	**90**
12N-12N-FF-10K	**92**
12N-12N-MF-A-10K	**91**
12N-12N-MM-10K	**90**
12N-14J-MF-10K	**91**
12N-16J-MF-10K	**91**
12N-16J-MM-10K	**90**
12N-16N-FF-10K	**92**
12N-16N-MF-A-10K	**91**
12N-2N-MF-B-10K	**92**
12N-2N-MM-10K	**90**
12N-4N-MF-B-10K	**92**
12N-4N-MM-10K	**90**
12N-6N-MF-B-10K	**92**
12N-6N-MM-10K	**90**
12N-8J-MM-10K	**90**
12N-8N-MF-B-10K	**92**
12N-8N-MM-10K	**90**
12N-C-10K	**94**
12N-E-10K	**93**
12N-E-MF-10K	**93**
12N-E-MM-10K	**92**
12N-P-10K	**94**
12N-T-10K	**94**
12N-T-MM-10K	**93**
12N-X-10K	**94**
12PA.BARE	**1635**
12PA.KIT1B	**1635**
12PA.KIT1C	**1635**
12PS10BTV1R2B	**250**
12SP18	**1635**
130.2	**264**
130.3	**264**
130.4	**264**
13020	**70**
1302002	**674**
1302003	**674**
13021	**70**
13022	**70**
13023	**70**
13024	**70**
13025	**70**
13026	**70**
130606	**810**
130607	**810**
130608	**810**
130610	**811**
130611	**811**
130612	**811**
130613	**811**
130614	**811**
130615	**811**
130616	**811**
130622	**811**
130623	**811**
130624	**811**
130642	**810**
130643	**810**
130644	**810**
130698	**811**
130709	**808**
130710	**808**
130711	**808**
130712	**808**
130713	**808**
130714	**808**
130715	**808**
130716	**808**
130717	**808**
13080	**54**
13081	**54**
13082	**54**
13083	**54**
13084	**54**
13085	**54**
13086	**54**
13088	**54**
13089	**54**
130AA	**1034**
130AC	**1034**
130AE	**1034**
130AL	**1034**
131.2	**264**
131.3	**264**
131.4	**264**
131.8	**264**
1310013	**674**
1310014	**674**
1315R	**1538**
131B04-230AC	**1038**
131B04-24DC	**1038**
131B14-230AC	**1038**
131B14-24DC	**1038**
1320.100.13/1F	**515**
1320.100.13F	**515**
1320.32.13/1F	**515**
1320.32.18F	**515**
1320.32.32F	**515**
1320.32.33F	**515**
1320.40.05/1F	**515**
1320.40.13/1F	**515**
1320.40.13F	**515**
1320.40.32F	**515**
1320.40.33F	**515**
1320.50.13/1F	**515**
1320.50.13F	**515**
1320.50.32F	**515**
1320.63.13/1F	**515**
1320.63.32F	**515**
1320.80.13/1F	**515**
1320.80.13F	**515**
13200	**55**
13200-10	**1210**
13200-12	**1210**
13200-14	**1210**
13200-22	**1210**
13200-4	**1210**
13200-6	**1210**
13200-8	**1210**
1321006	**673**
13220-10-12	**1210**
13220-10-14	**1210**
13220-10-38	**1210**
13220-12-38	**1210**
13220-14-12	**1210**
13220-15-12	**1210**
13220-22-34	**1210**
13220-4-18	**1210**
13220-6-14	**1210**
13220-6-18	**1210**
13220-8-14	**1210**
13220-8-18	**1210**
13220-8-38	**1210**
13230	**72**
1323001	**674**
13231	**72**
13232	**72**
13233	**72**
1324030	**675**
1324054	**675**
1325030	**674**
1325054	**674**
132600	**812**
13260-10	**1209**
13260-12	**1209**
13260-15	**1209**
13260-22	**1209**
1326030	**675**
13260-4	**1209**
1326054	**675**
13260-6	**1209**
13260-8	**1209**
13280-10-12	**1209**
13280-10-14	**1209**
13280-10-38	**1209**
13280-12-12	**1209**
13280-12-14	**1209**
13280-12-38	**1209**
13280-14-12	**1209**
13280-15-12	**1209**
13280-22-34	**1209**
13280-4-18	**1209**
13280-6-14	**1209**
13280-6-18	**1209**
13280-8-14	**1209**
13280-8-18	**1209**
13280-8-38	**1209**
132981	**811**
132999	**808**
133R	**1538**
13460-10	**1209**
13460-12	**1209**
13460-15	**1209**
13460-22	**1209**
13460-4	**1209**
13460-6	**1209**
13460-8	**1209**
13465-10	**1209**
13465-12	**1209**
13465-14	**1209**
13465-4	**1209**
13465-6	**1209**
13465-8	**1209**
13480-10-12	**1209**
13480-10-14	**1209**
13480-10-38	**1209**
13480-12-12	**1209**

Code	Page
13480-12-14	**1209**
13480-12-38	**1209**
13480-14-12	**1209**
13480-15-12	**1209**
13480-22-12	**1209**
13480-22-34	**1209**
13480-4-14	**1209**
13480-4-18	**1209**
13480-6-14	**1209**
13480-6-18	**1209**
13480-6-38	**1209**
13480-8-14	**1209**
13480-8-18	**1209**
13480-8-38	**1209**
13485-10-14	**1209**
13485-10-38	**1209**
13485-22-1	**1209**
13485-22-34	**1209**
13485-4-18	**1209**
13485-6-14	**1209**
13485-6-18	**1209**
13485-8-14	**1209**
13485-8-18	**1209**
13485-8-38	**1209**
134AA	**1034**
134AC	**1034**
134AE	**1034**
13500-10-12	**1209**
13500-10-14	**1209**
13500-10-38	**1209**
13500-12-12	**1209**
13500-12-14	**1209**
13500-12-38	**1209**
13500-14-12	**1209**
13500-15-12	**1209**
13500-22-34	**1209**
13500-4-14	**1209**
13500-4-18	**1209**
13500-6-14	**1209**
13500-6-18	**1209**
13500-8-14	**1209**
13500-8-18	**1209**
13500-8-38	**1209**
13510-10	**1210**
13510-12	**1210**
13510-6	**1210**
13510-8	**1210**
13530-10-14	**1209**
13530-10-38	**1209**
13530-6-14	**1209**
13530-6-18	**1209**
13530-8-14	**1209**
13530-8-38	**1209**
13540-10-10	**1210**
13540-12-10	**1210**
13540-12-13	**1210**
13540-6-7	**1210**
13540-8-10	**1210**
13540-8-7	**1210**
13550-10-14	**1210**
13550-10-38	**1210**
13550-4-18	**1210**
13550-6-14	**1210**
13550-6-18	**1210**
13550-8-14	**1210**
13550-8-18	**1210**
13550-8-38	**1210**
1359980	**531**
13600-10-12	**1210**
13600-4-6	**1210**
13600-6-8	**1210**
13600-8-10	**1210**
1360248	**531**
1366948	**448**
1366949	**448**
1366950	**448**
1366951	**448**
1366952	**448**
1366953	**448**
1366954	**448**
1366955	**448**
1366956	**448**
1366957	**448**
1366958	**448**
1366959	**448**
13680-10	**1210**
13680-12	**1210**
13680-14	**1210**
13680-15	**1210**
13680-4	**1210**
13680-6	**1210**
13680-8	**1210**
1370001	**675**
13740-10	**1210**
13740-12	**1210**
13740-14	**1210**
13740-15	**1210**
13740-22	**1210**
13740-4	**1210**
13740-6	**1210**
13740-8	**1210**
1376301	**489**
1376304	**489**
1376305	**489**
1376306	**489**
1376307	**489**
1376308	**489**
1376309	**489**
1376310	**489**
1376311	**489**
1376312	**489**
1376313	**489**
1376314	**489**
1376422	**448**
1376423	**448**
1376424	**448**
1376425	**448**
1376426	**448**
1376427	**448**
1376428	**448**
1376429	**448**
1376430	**448**
1376431	**448**
1376432	**448**
1376433	**448**
1376467	**489**
1376468	**489**
1376469	**489**
1376470	**489**
1376471	**489**
1376472	**489**
1376473	**489**
1376474	**489**
1376475	**489**
1376476	**489**
1376477	**489**
1376478	**489**
1376656	**448**
1376657	**448**
1376658	**448**
1376659	**448**
1376660	**448**
1376661	**448**
1376662	**448**
1376663	**448**
1376664	**448**
1376665	**448**
1376666	**448**
1376667	**448**
1376903	**489**
1376904	**489**
1376905	**489**
1376906	**489**
1376907	**489**
1376908	**489**
1376909	**489**
1376910	**489**
1376911	**489**
1376912	**489**
1376913	**489**
1376914	**489**
13780-10	**1210**
13780-12	**1210**
13780-14	**1210**
13780-15	**1210**
13780-22	**1210**
13780-4	**1210**
13780-6	**1210**
13780-8	**1210**
1380.100.08F	**515**
1380.100.09/1F	**515**
1380.100.09F	**515**
1380.100.11F	**515**
1380.100.35F	**515**
1380.32.09F	**515**
1380.32.10F	**515**
1380.32.15F	**515**
1380.32.35F	**515**
1380.40.09/1F	**515**
1380.40.09F	**515**
1380.40.11F	**515**
1380.40.15F	**515**
1380.50.08F	**515**
1380.50.09/1F	**515**
1380.50.09F	**515**
1380.50.11F	**515**
1380.50.15F	**515**
1380.63.08F	**515**
1380.63.09/1F	**515**
1380.63.09F	**515**
1380.63.11F	**515**
1380.63.35F	**515**
1380.80.09F	**515**
1380.80.15F	**515**
1380.80.30F	**515**
1380.80.35F	**515**
1383333	**448**
1383334	**448**
1383335	**448**
1383336	**448**
1383337	**448**
1383338	**448**
1383339	**448**
1383340	**448**
1383341	**448**
1383342	**448**
1383343	**448**
1383344	**448**
1383366	**489**
1383367	**489**
1383368	**489**
1383369	**489**
1383370	**489**
1383371	**489**
1383372	**489**
1383373	**489**
1383374	**489**
1383375	**489**
1383376	**489**
1383377	**489**
1383578	**448**
1383579	**448**
1383580	**448**
1383581	**448**
1383582	**448**
1383583	**448**
1383584	**448**
1383585	**448**
1383586	**448**
1383587	**448**
1383588	**448**
1383589	**448**
1383632	**489**
1383633	**489**
1383634	**489**
1383635	**489**
1383636	**489**
1383637	**489**
1383638	**489**
1383639	**489**
1383640	**489**
1383641	**489**
1383642	**489**
1383643	**489**
138R	**1538**
1390.100.03F	**515**
1390.63.03F	**515**
1390.80.03F	**515**
1390.A	**515**
1391.100.125.01	**514**
1391.100.150.01	**514**
1391.100.200.01	**514**
1391.100.25.01	**514**
1391.100.250.01	**514**
1391.100.300.01	**514**
1391.100.350.01	**514**
1391.100.400.01	**514**
1391.100.450.01	**514**
1391.100.50.01	**514**
1391.100.500.01	**514**
1391.100.600.01	**514**
1391.100.75.01	**514**
1391.100.800.01	**514**
1391.125.300.01	**514**
1391.160.700.01	**514**
1391.32.100.01	**514**
1391.32.125.01	**514**
1391.32.150.01	**514**
1391.32.200.01	**514**
1391.32.250.01	**514**
1391.32.300.01	**514**
1391.32.350.01	**514**
1391.32.450.01	**514**
1391.32.50.01	**514**
1391.32.500.01	**514**
1391.40.100.01	**514**
1391.40.150.01	**514**
1391.40.200.01	**514**
1391.40.250.01	**514**
1391.40.300.01	**514**
1391.40.350.01	**514**
1391.40.400.01	**514**
1391.40.50.01	**514**
1391.40.500.01	**514**
1391.40.600.01	**514**
1391.50.100.01	**514**
1391.50.1000.01	**514**
1391.50.125.01	**514**
1391.50.150.01	**514**
1391.50.200.01	**514**
1391.50.25.01	**514**
1391.50.250.01	**514**
1391.50.300.01	**514**
1391.50.350.01	**514**
1391.50.400.01	**514**
1391.50.50.01	**514**
1391.50.500.01	**514**
1391.50.75.01	**514**
1391.63.100.01	**514**
1391.63.150.01	**514**
1391.63.200.01	**514**
1391.63.25.01	**514**
1391.63.250.01	**514**
1391.63.300.01	**514**
1391.63.350.01	**514**
1391.63.450.01	**514**
1391.80.1000.01	**514**
1391.80.200.01	**514**
1391.80.250.01	**514**
1391.80.300.01	**514**
1391.80.500.01	**514**
1395606	**531**
1-3DVL	**243**
13KAAK13MPX	**331**
13KAAK17MPX	**331**
13KAAK21MPX	**331**
13KAIW13MPX	**331**
13KAIW17MPX	**331**
13KAIW21MPX	**331**
13KATF06MPX	**331**

Code	Page
13KATF08MPX	**331**
13KATF10MPX	**331**
13KATF13MPX	**331**
13MHH-0.5	**1193**
13MHH-1	**1193**
13MHH-2	**1193**
13MHH-2.5	**1193**
13MHH-3	**1193**
13MHH-4	**1193**
13MHHM-1	**1193**
13MHHM-2	**1193**
13MHHM-2.5	**1193**
13MHHM-3	**1193**
13MHHM-4	**1193**
13PG-0.5	**1193**
13PG-0.75	**1193**
13PG-1	**1193**
13PG-1.5	**1193**
13PG-2	**1193**
13PG-2.5	**1193**
13PG-3	**1193**
13PG-4	**1193**
13PNA110DG09R	**236**
13PNA36DG09R	**236**
13PNA45DG09R	**236**
13PNA54DG09R	**236**
13PNA66DG09R	**236**
13PNA84DG09R	**236**
13PNA96DG09R	**236**
13SFAK13SXN	**331**
13SFAK17SXN	**331**
13SFAK21SXN	**331**
13SFIW13SXN	**331**
13SFIW17SXN	**331**
13SFIW21SXN	**331**
13SFTF06SXN	**331**
13SFTF08SXN	**331**
13SFTF10SXN	**331**
13SFTF13SXN	**331**
140001-000	**1601**
140001515	**1121**
140002222	**1121**
140002828	**1121**
140003535	**1121**
140004242	**1121**
140005454	**1121**
140009-000	**1601**
140021-000	**1599**
140023-000	**1599**
140026-134	**1599**
140027-134	**1599**
140074-000	**1601**
140100-000	**1597**
140101-000	**1597**
1401015012	**1120**
1401015034	**1120**
1401015038	**1120**
140102-000	**1597**
1401022012	**1120**
1401022034	**1120**
1401022100	**1120**
1401028034	**1120**
1401028100	**1120**
140103-000	**1597**
1401035100	**1120**
1401035114	**1120**
140104-000	**1597**
1401042112	**1120**
1401054200	**1120**
140106-000	**1598**
140108-000	**1601**
140110-000	**1599**
140111-000	**1599**
140112-000	**1597**
140112B-000	**1597**
140113-000	**1597**
140113B-000	**1597**
140114-000	**1597**
140114B-000	**1597**
140118-000	**1601**
140120-000	**1597**
140120-159	**1597**
140125-000	**1598**
140126-000	**1598**
140128-000	**1598**
140129-000	**1598**
140135-000	**1598**
140136-000	**1598**
140141-000	**1597**
140160-000	**1598**
140161-000	**1598**
140170-000	**1598**
140171-000	**1598**
1402002	**674**
1402003	**674**
1402015012	**1120**
1402015034	**1120**
1402015038	**1120**
1402022012	**1120**
1402022034	**1120**
1402022100	**1120**
1402028034	**1120**
1402028100	**1120**
1402035100	**1120**
1402035114	**1120**
1402042112	**1120**
1402054200	**1120**
140401515	**1121**
140402222	**1121**
140402828	**1121**
140403535	**1121**
140404242	**1121**
140405454	**1121**
1406N1PA12D	**237**
1406N1PA12I	**237**
1406N22PA12D	**237**
1406N22PA12I	**237**
1406N2PA12D	**237**
1406N2PA12I	**237**
1406N35RA12D	**237**
1406N35RA12I	**237**
1408015012	**1120**
1408022034	**1120**
1408028100	**1120**
1408035114	**1120**
1408042112	**1120**
1408054200	**1120**
140858-000	**1599**
140900-000	**1597**
140R	**1538**
141000-000	**1599**
141001-000	**1599**
1410013	**674**
1410014	**674**
14100151515	**1123**
14100222222	**1123**
14100282828	**1123**
14100353535	**1123**
14100424242	**1123**
14100545454	**1123**
14110221522	**1123**
14110281528	**1123**
14110282228	**1123**
14110352235	**1123**
14110352835	**1123**
14110422242	**1123**
14110422842	**1123**
14110423542	**1123**
14110542254	**1123**
14110542854	**1123**
14110543554	**1123**
14110544254	**1123**
1412000	**278**
14120151215	**1123**
14120153815	**1123**
14120221222	**1123**
14120223422	**1123**
14120281218	**1123**
14120283428	**1123**
14120351235	**1123**
14120353435	**1123**
14120421242	**1123**
14120423442	**1123**
14120541254	**1123**
14120543454	**1123**
1420000	**278**
142001515	**1124**
142002222	**1124**
142002828	**1124**
142003535	**1124**
142004242	**1124**
142005454	**1124**
1421006	**673**
142101-000	**1601**
142101515	**1125**
142102222	**1125**
142102828	**1125**
142103535	**1125**
142104242	**1125**
142105454	**1125**
142130-000	**1601**
142131-000	**1601**
142135-000	**1601**
1422002	**673**
1423001	**674**
142301515	**1122**
142302222	**1122**
142302828	**1122**
142303535	**1122**
142304242	**1122**
142305454	**1122**
142401515	**1122**
142402222	**1122**
142402828	**1122**
1424030	**675**
142403535	**1122**
142404242	**1122**
1424054	**675**
142405454	**1122**
1425030	**674**
1425054	**674**
1426030	**675**
1426054	**675**
1427379	**531**
1430000	**278**
143-1	**980**
1431015012	**1124**
1431015038	**1124**
143102-000	**1600**
1431022034	**1124**
1431028100	**1124**
143103-000	**1600**
1431035114	**1124**
1431042112	**1124**
1431054200	**1124**
143-112	**980**
143-114	**980**
143-12	**980**
143-2	**980**
1432015012	**1124**
1432015038	**1124**
1432022012	**1124**
1432022034	**1124**
1432028012	**1124**
1432028100	**1124**
1432035012	**1124**
1432035114	**1124**
143-212	**980**
143-3	**980**
143-34	**980**
143-4	**980**
1434015012	**1125**
1434022034	**1125**
14364	**1763**
14365	**1763**
14366	**1763**
1440022	**1125**
1440028	**1125**
1440035	**1125**
1440042	**1125**
1440054	**1125**
1441015	**1122**
1441022	**1122**
1441028	**1122**
1441035	**1122**
1441042	**1122**
1441054	**1122**
144116	**1599**
144180	**1601**
144194	**1595**
144302215	**1121**
144302815	**1121**
144302822	**1121**
144303522	**1121**
144303528	**1121**
144304222	**1121**
144304228	**1121**
144304235	**1121**
144305422	**1121**
144305428	**1121**
144305435	**1121**
144305442	**1121**
145100-000	**1601**
145110-000	**1600**
145219	**1601**
145950-000	**1599**
145955-000	**1599**
145R	**1538**
1461EL-12	**385**
1462B-11	**385**
1462EL-12	**385**
1470001	**675**
147150-134	**1600**
1492110	**1035**
1492111	**1035**
1492112	**1035**
1492113	**1035**
1492114	**1035**
1492118	**1035**
1492119	**1035**
1492120	**1035**
1492121	**1035**
1492122	**1035**
1492206	**1035**
1492207	**1035**
1492208	**1035**
1492209	**1035**
1492210	**1035**
1492214	**1035**
1492215	**1035**
1492216	**1035**
1492217	**1035**
1492218	**1035**
1492302	**1035**
1492303	**1035**
1492304	**1035**
1492305	**1035**
1492306	**1035**
1492310	**1035**
1492311	**1035**
1492312	**1035**
1492313	**1035**
1492314	**1035**
14J-12J-MF-10K	**91**
14JMTS	**80**
14J-T-MM-10K	**93**
14KAAW13MPX	**332**
14KAAW17MPX	**332**
14KAAW21MPX	**332**
14KAIW13MPX	**332**
14KAIW17MPX	**332**
14KAIW21MPX	**332**
14KATF06MPX	**332**
14KATF08MPX	**332**
14KATF09MPX	**332**
14KATF10MPX	**332**
14KATF13MPX	**332**
14KEAK13MPN	**333**
14KEAK21MPN	**333**
14KEIW13MPN	**333**

Code	Page
14KEIW17MPN	**333**
14KEIW21MPN	**333**
14KETF06MPN	**333**
14KETF08MPN	**333**
14KETF09MPN	**333**
14KETF10MPN	**333**
14KETF13MPN	**333**
14MMP-0.5	**1193**
14MMP-0.75	**1193**
14MMP-1	**1193**
14MMP-1.5	**1193**
14MMP-2	**1193**
14MMP-2.5	**1193**
14MMP-3	**1193**
14MMP-4	**1193**
1500.U	**477**
1500-2	**1148**
1500-3	**1148**
1500-4	**1148**
1500-6	**1148**
150120-134	**1723**
150123-134	**1723**
150130-134	**1723**
150131-134	**1723**
1502003	**674**
15026	**64**
15027	**64**
15028	**64**
15030	**64**
15031	**64**
15032	**64**
1503269	**531**
1504-22	**1148**
1504-32	**1148**
1504-33	**1148**
1504-43	**1148**
1504-44	**1148**
1504-64	**1148**
1504-66	**1148**
150HIT 04	**936**
150HIT 05	**936**
150HIT 06	**936**
150HIT 07	**936**
150HIT 08	**936**
150HIT 09	**936**
150HIT 10	**936**
150HIT 11	**936**
150HIT 12	**936**
150HIT 13	**936**
150HIT 14	**936**
150HIT 16	**936**
150R	**1538**
151120-134	**1723**
1513-2	**1148**
1513-3	**1148**
1513-4	**1148**
1513-6	**1148**
151687	**581**
1517R	**1538**
1518R	**1538**
1521006	**673**
1523001	**674**
1523-2	**1148**
1523-3	**1148**
1523-4	**1148**
1523-6	**1148**
1524030	**675**
1526825	**531**
1526986	**531**
153001	**808**
153002	**808**
153003	**808**
153004	**808**
153005	**808**
153006	**808**
153007	**808**
153008	**808**
153009	**808**
153010	**808**
153012	**808**
153013	**808**
153014	**808**
153015	**808**
153016	**808**
153017	**808**
153018	**808**
153019	**808**
153020	**808**
153021	**808**
153022	**808**
153023	**808**
153024	**808**
153025	**808**
153026	**808**
153027	**808**
153028	**808**
153029	**808**
153030	**808**
153031	**810**
153032	**810**
153033	**810**
153034	**810**
153035	**810**
153037	**810**
153038	**810**
153039	**810**
153040	**810**
153041	**811**
153042	**811**
153043	**811**
153044	**811**
153045	**809**
153046	**809**
153047	**809**
153048	**809**
153049	**809**
153050	**809**
153051	**809**
153052	**809**
153053	**809**
153054	**809**
153056	**811**
153057	**811**
153058	**811**
153059	**811**
153060	**811**
153061	**811**
153062	**811**
153063	**811**
153065	**811**
153066	**811**
153067	**811**
153068	**811**
153069	**811**
153070	**811**
153071	**811**
153072	**811**
153073	**811**
153074	**811**
153076	**809**
153077	**809**
153078	**809**
153079	**809**
153080	**809**
153081	**809**
153082	**809**
153083	**809**
153084	**809**
153085	**809**
153086	**810**
153087	**810**
153088	**810**
153089	**810**
153090	**810**
153091	**810**
153092	**810**
153093	**810**
153094	**810**
153095	**810**
153106	**809**
153107	**809**
153108	**809**
153109	**809**
153110	**809**
153111	**809**
153112	**809**
153113	**809**
153114	**809**
153115	**809**
153117	**809**
153118	**809**
153119	**809**
153120	**809**
153121	**809**
153122	**809**
153123	**809**
153124	**809**
153125	**809**
153126	**809**
153128	**811**
153129	**811**
153130	**811**
153131	**811**
153132	**811**
153134	**811**
153135	**811**
153136	**811**
153137	**811**
153138	**810**
153139	**810**
153140	**810**
153141	**810**
153142	**810**
153143	**810**
153144	**810**
153145	**810**
153146	**810**
153147	**810**
153148	**811**
153149	**811**
153150	**811**
153151	**811**
153152	**811**
153153	**811**
153154	**811**
153155	**811**
153156	**811**
153157	**810**
153158	**810**
153159	**810**
153160	**810**
153161	**810**
153172	**810**
153173	**810**
153174	**810**
153175	**810**
153176	**810**
153177	**810**
153178	**810**
153179	**810**
153180	**810**
153181	**810**
153262	**811**
153263	**811**
153264	**811**
153265	**811**
153266	**811**
153267	**811**
153268	**811**
153269	**811**
153270	**811**
153271	**811**
153273	**809**
153274	**809**
153275	**809**
153276	**809**
153277	**809**
153278	**809**
153279	**809**
153280	**809**
153303	**812**
153304	**812**
153305	**812**
153306	**812**
153307	**812**
153314	**812**
153315	**812**
153316	**812**
153317	**812**
153318	**812**
153319	**812**
153321	**812**
153324	**813**
153325	**813**
153326	**813**
153327	**813**
153328	**813**
153329	**813**
153332	**812**
153333	**812**
153334	**812**
153335	**812**
153336	**812**
153344	**813**
153345	**813**
153347	**813**
153348	**813**
153349	**813**
153350	**813**
153366	**813**
153367	**813**
153368	**813**
153369	**813**
153371	**813**
153372	**813**
153373	**813**
153374	**813**
153376	**813**
153377	**813**
153498	**816**
153499	**816**
153500	**816**
153501	**816**
153502	**816**
153503	**816**
153504	**816**
153505	**816**
153506	**816**
153507	**816**
153508	**816**
153509	**816**
153510	**816**
153511	**816**
153512	**816**
153513	**816**
153514	**816**
153515	**816**
153516	**816**
153517	**816**
153518	**816**
153519	**816**
153520	**816**
153521	**816**
1540.100.80.01.1	**536**
1540.20.03F	**536**
1540.20.05/1F	**536**
1540.20.15.01.1	**536**
1540.20.50.01.1	**536**
1540.25.50.01.1	**536**
1540.25.60.01.1	**536**
1540.32.15.01.1	**536**
1540.32.20.01.1	**536**
1540.32.200.01.1	**536**
1540.32.30.01.1	**536**
1540.32.60.01.1	**536**
1540.40.75.01.1	**536**
1540.50.100.01.1	**536**
1540.50.30.01.1	**536**
1540.50.35.01.1	**536**
1540.50.50.01.1	**536**

Code	Page
1540.63.100.01.1	**536**
1540.63.25.01.1	**536**
1540.63.50.01.1	**536**
1547102	**531**
156100-134	**1723**
1577238	**531**
1578512	**531**
1578518	**531**
1580U	**477**
15-8-2MM	**1421**
15900007	**1538**
15APT-B	**881**
15BDC	**881**
15BPB-100C	**882**
15BPB-25C	**882**
15BPB-50C	**882**
15BPEX-100C	**882**
15BPEX-20X2L	**882**
15BPEX-20X3L	**882**
15BPEX-25C	**882**
15BPEX-50C	**882**
15BSC	**881**
15BV	**881**
15DCV	**881**
15ESOT	**881**
15HSV	**881**
15ISV	**881**
15JMTS	**80**
15MC	**883**
15PTSV	**881**
15RA	**1091**
15STV	**881**
15WB	**880**
1600KEAK13SPN	**357**
1600KEIW13SPN	**357**
1600KEIW17SPN	**357**
1600KEIW21SPN	**357**
1600KETF09SPN	**357**
1600KETF10SPN	**357**
1600KETF13SPN	**357**
1602003	**674**
16060	**58**
16061	**58**
16062	**58**
16063	**58**
16065	**58**
16066	**58**
16067	**58**
16068	**58**
16069	**58**
16070	**58**
16071	**58**
16072	**58**
16073	**58**
16075	**58**
16082	**58**
16083	**58**
16084	**58**
16085	**58**
16089	**58**
16090	**58**
16091	**58**
16092	**58**
16093	**58**
16094	**58**
16095	**58**
16096	**58**
16102	**58**
16103	**58**
16117	**59**
16121	**59**
16122	**59**
16123	**59**
16124	**59**
16125	**59**
16126	**59**
16127	**59**
16128	**59**
16136	**59**
16137	**59**
16142	**59**
16169	**58**
16170	**58**
16171	**58**
16172	**58**
16173	**58**
16174	**58**
16175	**58**
16176	**58**
16178	**58**
16180	**59**
16181	**59**
16182	**59**
16183	**59**
16184	**59**
16186	**59**
16187	**59**
16190	**59**
16191	**59**
1621006	**673**
1623001	**674**
1624030	**675**
16249	**74**
16250	**74**
16251	**74**
16252	**74**
16253	**74**
16254	**74**
16255	**74**
16256	**74**
16257	**74**
16258	**74**
16261	**74**
16301	**60**
16302	**60**
16350	**59**
16351	**59**
16352	**59**
163529	**490**
16354	**59**
16355	**59**
16356	**59**
16359	**59**
16360	**59**
16365	**59**
16366	**58**
1644389	**531**
164980	**808**
164981	**809**
16601	**59**
16700001	**1539**
16700002	**1539**
16700003	**1539**
16700004	**1539**
16700005	**1539**
16700006	**1539**
16700007	**1539**
16700008	**1539**
16700009	**1539**
16700010	**1539**
16700011	**1539**
16700012	**1539**
16700013	**1539**
16700014	**1539**
16700015	**1539**
16700016	**1539**
16700017	**1539**
16700018	**1539**
16700019	**1539**
16700020	**1539**
16700024	**1539**
16700026	**1539**
16700028	**1539**
16700029	**1539**
16700033	**1539**
16700037	**1539**
16700040	**1539**
16700042	**1539**
16700044	**1539**
16700046	**1539**
16700048	**1539**
16700050	**1539**
16700052	**1539**
16700053	**1539**
16700054	**1539**
16700055	**1539**
16700056	**1539**
16700057	**1539**
16700058	**1539**
16700059	**1539**
16700061	**1539**
16700063	**1539**
16700065	**1539**
16700067	**1539**
16700069	**1539**
16700071	**1539**
16700073	**1539**
16700075	**1539**
16700077	**1539**
16700079	**1539**
16700081	**1539**
16700086	**1539**
16700092	**1539**
16700094	**1539**
16700110	**1539**
16702148	**1539**
16702488	**1539**
16702491	**1539**
16702492	**1539**
16702493	**1539**
16702494	**1539**
16702495	**1539**
16702496	**1539**
16702497	**1539**
16702498	**1539**
16702864	**1539**
16702951	**1539**
16702993	**1539**
16702998	**1539**
16704055	**1539**
168R	**1538**
16AMP-0.5	**1193**
16AMP-1	**1193**
16AMP-2	**1193**
16AMP-2.5	**1193**
16AMP-3	**1193**
16AMP-4	**1193**
16G-10J-MM-10K	**90**
16G-12G-MF-B-10K	**92**
16G-12J-MF-10K	**91**
16G-12J-MM-10K	**90**
16G-16G-FF-10K	**92**
16G-16G-MF-A-10K	**91**
16G-16G-MM-10K	**90**
16G-16J-MF-10K	**91**
16G-16J-MM-10K	**90**
16G-16N-MM-10K	**90**
16G-2G-MF-B-10K	**92**
16G-4G-MF-B-10K	**92**
16G-6G-MF-B-10K	**92**
16G-8G-MF-B-10K	**92**
16G-C-10K	**94**
16G-E-FF-10K	**93**
16G-E-MF-10K	**93**
16G-E-MM-10K	**92**
16G-P-10K	**94**
16G-T-FF-10K	**94**
16G-T-MM-10K	**93**
16J-12J-MF-10K	**91**
16J-16J-FF-10K	**92**
16J-16J-MF-10K	**91**
16J-16J-MM-10K	**90**
16J-16N-MF-A-10K	**91**
16J-C-10K	**94**
16J-E-FF-10K	**93**
16J-E-MF-10K	**93**
16JITS	**80**
16JMTS	**80**
16J-P-10K	**94**
16J-T-FF-10K	**94**
16J-T-MM-10K	**93**
16JTN	**80**
16N-12J-MM-10K	**90**
16N-12N-MF-B-10K	**92**
16N-12N-MM-10K	**90**
16N-16J-MF-10K	**91**
16N-16J-MM-10K	**90**
16N-16N-FF-10K	**92**
16N-16N-MF-A-10K	**91**
16N-16N-MM-10K	**90**
16N-2N-MF-B-10K	**92**
16N-2N-MM-10K	**90**
16N-4N-MF-B-10K	**92**
16N-4N-MM-10K	**90**
16N-6N-MF-B-10K	**92**
16N-6N-MM-10K	**90**
16N-8N-MF-B-10K	**92**
16N-8N-MM-10K	**90**
16N-C-10K	**94**
16N-E-10K	**93**
16N-E-MF-10K	**93**
16N-E-MM-10K	**92**
16N-P-10K	**94**
16N-T-MM-10K	**93**
16N-X-10K	**94**
170001515	**1121**
170002222	**1121**
170002828	**1121**
170003535	**1121**
170004242	**1121**
170005454	**1121**
17001	**74**
17004	**74**
1700KEAW17SPN	**368**
1700KEAW21SPN	**368**
1700KEAW26SPN	**368**
1700KEIW21SPN	**368**
1700KEIW26SPN	**368**
1701015012	**1120**
1701015034	**1120**
1701015038	**1120**
1701022012	**1120**
1701022034	**1120**
1701022100	**1120**
1701028034	**1120**
1701028100	**1120**
1701035100	**1120**
1701035114	**1120**
1701042112	**1120**
1701054200	**1120**
1702015012	**1120**
1702015034	**1120**
1702015038	**1120**
1702022012	**1120**
1702022034	**1120**
1702022100	**1120**
1702028034	**1120**
1702028100	**1120**
1702035100	**1120**
1702035114	**1120**
1702042112	**1120**
1702054200	**1120**
170401515	**1121**
170402222	**1121**
170402828	**1121**
170403535	**1121**
170404242	**1121**
170405454	**1121**
1708015012	**1120**
1708022034	**1120**
1708028100	**1120**
1708035114	**1120**
1708042112	**1120**
1708054200	**1120**
170824	**528**
170825	**528**
170826	**528**
170827	**528**
170828	**528**
170829	**528**

Code	Page
170830	**528**
170831	**528**
170832	**528**
170833	**528**
170834	**528**
170835	**528**
170836	**528**
170837	**528**
170838	**528**
170839	**528**
170840	**528**
170841	**528**
170842	**528**
170843	**528**
170844	**528**
170845	**528**
170846	**528**
170847	**528**
170848	**528**
170849	**528**
170850	**528**
170851	**528**
170852	**528**
170853	**528**
170854	**528**
170855	**528**
170856	**528**
170857	**528**
170858	**528**
170859	**528**
170860	**528**
170861	**528**
170862	**528**
170863	**528**
170864	**528**
170865	**528**
170866	**528**
170867	**528**
170868	**528**
170869	**528**
170870	**528**
170871	**528**
170872	**528**
170873	**528**
170874	**528**
170875	**528**
170876	**528**
170877	**528**
170878	**528**
170879	**528**
170880	**528**
170881	**528**
170882	**528**
170883	**528**
170884	**528**
170899	**529**
170900	**529**
170901	**529**
170902	**529**
170903	**529**
170904	**529**
170905	**529**
170906	**529**
170907	**529**
170908	**529**
170909	**529**
170910	**529**
170911	**529**
170912	**529**
170913	**529**
170914	**529**
170915	**529**
170916	**529**
170917	**529**
170918	**529**
170919	**529**
170920	**529**
170921	**529**
170922	**529**
170923	**529**
170924	**529**
170925	**529**
170926	**529**
170927	**529**
170928	**529**
170929	**529**
170930	**529**
170931	**529**
170932	**529**
170933	**529**
170934	**529**
170935	**529**
170936	**529**
170937	**529**
170938	**529**
170939	**529**
170940	**529**
170941	**529**
170942	**529**
170943	**529**
170944	**529**
170945	**529**
170946	**529**
170947	**529**
170948	**529**
170949	**529**
170950	**529**
170951	**529**
170952	**529**
170953	**529**
170954	**529**
170955	**529**
170956	**529**
170957	**529**
170958	**529**
170959	**529**
171.034RTOS	**1602**
171.067OS	**1602**
171.078OS	**1602**
17100.04	**706**
17100.125.NR	**706**
17100151515	**1123**
17100222222	**1123**
17100282828	**1123**
17100353535	**1123**
17100424242	**1123**
17100545454	**1123**
17110221522	**1123**
17110281528	**1123**
17110282228	**1123**
17110352235	**1123**
17110352835	**1123**
17110422242	**1123**
17110422842	**1123**
17110423542	**1123**
17110542254	**1123**
17110542854	**1123**
17110543554	**1123**
17110544254	**1123**
17120151215	**1123**
17120153815	**1123**
17120221222	**1123**
17120223422	**1123**
17120281228	**1123**
17120283428	**1123**
17120351235	**1123**
17120353435	**1123**
17120421242	**1123**
17120423442	**1123**
17120541254	**1123**
17120543454	**1123**
172001515	**1124**
172002222	**1124**
172002828	**1124**
172003535	**1124**
172004242	**1124**
172005454	**1124**
1720R	**1538**
172101515	**1125**
172102222	**1125**
172102828	**1125**
172103535	**1125**
172104242	**1125**
172105454	**1125**
172301515	**1122**
172302222	**1122**
172302828	**1122**
172303535	**1122**
172304242	**1122**
172305454	**1122**
172401515	**1122**
172402222	**1122**
172402828	**1122**
172403535	**1122**
172404242	**1122**
172405454	**1122**
1731015012	**1124**
1731015038	**1124**
1731022034	**1124**
1731028100	**1124**
1731035114	**1124**
1731042112	**1124**
1731054200	**1124**
1732015012	**1124**
1732015034	**1124**
1732015038	**1124**
1732028012	**1124**
1732028100	**1124**
1732035012	**1124**
1732035114	**1124**
1734015012	**1125**
1734022034	**1125**
1740.02	**706**
1740.50.NR	**706**
1740022	**1125**
1740028	**1125**
1740035	**1125**
1740042	**1125**
1740054	**1125**
1741015	**1122**
1741022	**1122**
1741028	**1122**
1741035	**1122**
1741042	**1122**
1741054	**1122**
174302215	**1121**
174302815	**1121**
174302822	**1121**
174303522	**1121**
174303528	**1121**
174304222	**1121**
174304228	**1121**
174304235	**1121**
174305422	**1121**
174305428	**1121**
174305435	**1121**
174305442	**1121**
174369	**490**
174370	**490**
174371	**490**
174372	**490**
174373	**490**
174383	**490**
174384	**490**
174385	**490**
174386	**490**
174387	**490**
174390	**490**
174391	**490**
174392	**490**
174393	**490**
174394	**490**
174397	**490**
174398	**490**
174399	**490**
174400	**490**
174401	**490**
174404	**490**
174405	**490**
174406	**490**
174407	**490**
174408	**490**
175091	**468**
175092	**468**
175093	**468**
175094	**468**
175095	**468**
175096	**468**
175097	**468**
175098	**468**
175099	**468**
175100	**468**
175R	**1538**
1763.03	**706**
1763.80.NR	**706**
1776K-0-05	**986**
1776K-0-10	**986**
1776K-0-15	**986**
1776K-0-20	**986**
1776K-0-25	**986**
1776K-0-30	**986**
1776K-0-40	**986**
1776K-0-50	**986**
1776K-0-60	**986**
1776K-0-75	**986**
17-816-998	**690**
17-816-999	**690**
17KAAK13SPN	**334**
17KAAK17SPN	**334**
17KAAK21SPN	**334**
17KAIW13SPN	**334**
17KAIW17SPN	**334**
17KAIW21SPN	**334**
17KATF06SPN	**334**
17KATF08SPN	**334**
17KATF10SPN	**334**
17KATF13SPN	**334**
17SFAK10SXN	**334**
17SFAK13SXN	**334**
17SFAK17SXN	**334**
17SFAK21SXN	**334**
17SFIW10SXN	**334**
17SFIW13SXN	**334**
17SFIW17SXN	**334**
17SFIW21SXN	**334**
17SFTF06SXN	**334**
17SFTF08SXN	**334**
17SFTF10SXN	**334**
17SFTF13SXN	**334**
17W	**334**
17Y	**334**
18001	**71**
18003	**71**
1801001	**762**
1801006	**762**
1801021	**762**
1801047	**762**
18-013-013	**683**
18-013-989	**690**
18-013-990	**690**
1802003	**762**
1802011	**762**
1803002	**762**
18121208	**903**
18121510	**903**
18121913	**903**
182	**1034**
1824431001	**1547**
1845706	**544**
1845707	**544**
1845708	**544**
1845709	**544**
1845710	**544**
1845711	**544**
1845712	**544**
1845713	**544**
1845714	**544**
1845715	**544**
1845716	**544**
1845717	**544**

Code	Page
1845718	**544**
1845719	**544**
1845720	**544**
1845721	**544**
1845722	**544**
1845723	**544**
1845724	**544**
18530-1	**937**
18530-2	**937**
18530-3	**937**
18560-1	**937**
18560-2	**937**
18560-3	**937**
18560-4	**937**
18560-5	**937**
18560-6	**937**
18563-1	**937**
18563-2	**937**
18563-3	**937**
18563-4	**937**
18570-1	**937**
18570-2	**937**
18570-3	**937**
185R	**1538**
186095	**808**
186096	**808**
186097	**808**
186098	**808**
186099	**808**
186100	**808**
186101	**808**
186102	**808**
186103	**808**
186104	**808**
186106	**808**
186107	**808**
186108	**808**
186109	**808**
186110	**808**
186111	**808**
186112	**808**
186113	**808**
186114	**808**
186115	**808**
186116	**809**
186117	**809**
186118	**809**
186119	**809**
186120	**809**
186121	**809**
186122	**809**
186123	**809**
186124	**809**
186125	**809**
186137	**810**
186138	**810**
186139	**810**
186140	**810**
186141	**810**
186142	**810**
186143	**810**
186144	**810**
186145	**810**
186146	**810**
186264	**812**
186265	**812**
186266	**812**
186267	**812**
186268	**812**
186269	**812**
186350	**808**
186351	**809**
186352	**812**
186353	**812**
18-867	**406**
18-867/1	**406**
18-868	**406**
18-868/1	**406**
18-978/1	**406**
18-979/1	**406**
18-980/1	**406**
18-981/1	**406**
18-982/1	**406**
18-983/1	**406**
18A511028	**1204**
18A511048	**1204**
18A511238	**1204**
18JMTS	**80**
18KAAK13MPN	**335**
18KAAK17MPN	**335**
18KAAK21MPN	**335**
18KAIW13MPN	**335**
18KAIW17MPN	**335**
18KAIW21MPN	**335**
18KATF06MPN	**335**
18KATF08MPN	**335**
18KEIW21SPN	**336**
18SFAK13SXN	**335**
18SFIW13SXN	**335**
18SFIW17SXN	**335**
18SFTF06SXN	**335**
18SFTF08SXN	**335**
18SFTF10SXN	**335**
1-906-22-11-600	**270**
1-906-23-11-600	**270**
1-906-24-11-600	**270**
1-906-28-11-600	**270**
1-906-29-11-600	**270**
1-906-30-11-600	**270**
1-906-39-30-600	**270**
1-906-40-30-600	**270**
190643	**808**
1-906-43-00-600	**270**
190644	**808**
1-906-44-00-600	**270**
190645	**808**
190646	**808**
190647	**808**
190648	**808**
190649	**808**
190650	**808**
190651	**808**
190652	**808**
190653	**808**
190654	**808**
190658	**809**
190659	**809**
190660	**809**
190661	**809**
190662	**809**
190663	**809**
190664	**809**
190666	**810**
190667	**809**
190668	**809**
190669	**809**
190670	**809**
190672	**809**
190673	**810**
190674	**810**
190675	**810**
190708	**811**
1-908-00-20-600	**270**
1-908-02-20-600	**270**
1-908-03-20-600	**270**
1-908-04-20-600	**270**
1-908-05-20-600	**270**
1-908-06-20-600	**270**
1-908-07-20-600	**270**
1908255	**463**
1908256	**463**
1908257	**463**
1908258	**463**
1908259	**463**
1908260	**463**
1908261	**463**
1908262	**463**
1908263	**463**
1908264	**463**
1908265	**463**
1908266	**464**
1908267	**464**
1908268	**464**
1908269	**464**
1908270	**464**
1908271	**464**
1908272	**464**
1908273	**464**
1908274	**465**
1908275	**465**
1908276	**465**
1908277	**465**
1908278	**465**
1908279	**465**
1908280	**465**
1908281	**465**
1908282	**463**
1908283	**463**
1908284	**463**
1908285	**463**
1908286	**463**
1908287	**463**
1908288	**463**
1908289	**464**
1908290	**464**
1908291	**464**
1908292	**464**
1908293	**464**
1908294	**464**
1908295	**464**
1908296	**464**
1908297	**465**
1908298	**465**
1908299	**465**
1908300	**465**
1908301	**465**
1908302	**465**
1908303	**465**
1908304	**465**
1908305	**463**
1908306	**463**
1908307	**463**
1908308	**463**
1908309	**463**
1908310	**463**
1908311	**463**
1908312	**464**
1908313	**464**
1908314	**464**
1908315	**464**
1908316	**464**
1908317	**464**
1908318	**464**
1908319	**464**
1908320	**465**
1908321	**465**
1908322	**465**
1908323	**465**
1908324	**465**
1908325	**465**
1908326	**465**
1908327	**465**
19-10-2MM	**1421**
1-912-28-12-660	**269**
1-912-29-12-660	**269**
19150	**70**
19151	**70**
19152	**70**
19153	**70**
19154	**70**
19155	**70**
19156	**70**
19157	**70**
19158	**70**
19159	**70**
19160	**70**
19162	**70**
1-918-29-01-240	**269**
1-918-31-01-240	**269**
19189	**463**
19190	**463**
19191	**463**
19192	**463**
19193	**463**
19194	**463**
19195	**463**
19196	**463**
19197	**463**
19198	**463**
19199	**463**
19200	**463**
19201	**463**
19202	**463**
19203	**463**
19204	**463**
19205	**463**
19206	**463**
19207	**463**
19208	**463**
19209	**463**
19210	**463**
19211	**463**
192-112-STRAINER	**972**
192-114-STRAINER	**972**
19212	**463**
192-12-STRAINER	**972**
19213	**463**
19214	**463**
19215	**463**
19216	**463**
19217	**463**
19218	**463**
19219	**463**
192-1-STRAINER	**972**
19220	**463**
19221	**463**
192-212-STRAINER	**972**
19222	**463**
19223	**463**
19224	**463**
19225	**463**
19226	**463**
19227	**463**
19228	**463**
19229	**464**
1922R	**1538**
192-2-STRAINER	**972**
19230	**464**
19231	**464**
19232	**464**
19233	**464**
19234	**464**
192-34-STRAINER	**972**
19235	**464**
19236	**464**
19237	**464**
19238	**464**
19239	**464**
192-3-STRAINER	**972**
19240	**464**
19241	**464**
19242	**464**
19243	**464**
19244	**464**
19245	**464**
19246	**464**
19247	**464**
19248	**464**
19249	**464**
192-4-STRAINER	**972**
19250	**464**
19251	**464**
19252	**464**
19253	**464**
1-927-29-01-020	**269**
1-927-31-01-020	**269**
19280	**65**
19281	**65**
19282	**65**
19283	**65**

Code	Page
19284	**65**
19285	**65**
193137	**815**
193138	**815**
193139	**815**
193142	**815**
193143	**815**
193144-FESTO	**815**
193145	**815**
193146	**815**
193147	**815**
193148	**815**
193149	**815**
193150	**815**
193151	**815**
193152	**815**
193153	**815**
193154	**815**
193155	**815**
193156	**815**
193157	**815**
193158	**815**
193159	**815**
1-940-31-22-080	**269**
195R	**1538**
1-970-02-04-010	**270**
1-970-02-04-030	**270**
1-970-02-04-050	**270**
1-970-02-04-060	**270**
1-970-02-04-080	**270**
1-970-02-04-090	**270**
1-970-02-04-100	**270**
1-970-02-04-110	**270**
1-970-02-04-120	**270**
1-970-02-04-140	**270**
1-970-04-04-010	**270**
1-970-04-04-040	**270**
1-970-04-04-060	**270**
1-970-04-04-080	**270**
1-970-04-04-090	**270**
1-970-04-04-100	**270**
1-970-04-04-110	**270**
1-970-04-04-120	**270**
1-970-04-04-130	**270**
1-970-04-04-140	**270**
1-970-04-25-090	**270**
1-970-04-25-100	**270**
1-970-04-25-110	**270**
197376	**912**
197377	**912**
197383	**912**
197384	**912**
197390	**912**
197391	**912**
197576	**815**
197577	**815**
197578	**815**
197579	**815**
197580	**815**
197581	**815**
19800	**58**
19801	**58**
19802	**58**
19803	**58**
19804	**58**
1-980-48-60-040	**270**
19920	**60**
19921	**60**
19922	**60**
19923	**60**
19924	**60**
19925	**60**
19927	**60**
19930	**60**
19931	**60**
19932	**60**
19933	**60**
19934	**60**
19935	**60**
19951	**70**
19953	**70**
19955	**70**
199M10U916	**97**
199M12U34	**97**
199M16U78	**97**
199M18U1116	**97**
199M22U1316	**97**
199M25U1516	**97**
199M32U158	**97**
199M38U178	**97**
199M6U716	**97**
199M8U12	**97**
19FAAK13	**338**
19FAAK17	**338**
19FAAK21	**338**
19FAIW13	**338**
19KAAK13MPX	**337**
19KAAK17MPX	**337**
19KAAK21MPX	**337**
19KAIW13MPX	**337**
19KAIW17MPX	**337**
19KAIW21MPX	**337**
19KATF06MPX	**337**
19KATF08MPX	**337**
19KATF10MPX	**337**
19KATF13MPX	**337**
19SFAK13SXN	**337**
19SFAK17SXN	**337**
19SFAK21SXN	**337**
19SFIW13SXN	**337**
19SFIW17SXN	**337**
19SFIW21SXN	**337**
19SFTF05SXN	**337**
19SFTF06SXN	**337**
19SFTF08SXN	**337**
19SFTF10SXN	**337**
19SFTF13SXN	**337**
19VRN.G.12.RXS00	**749**
19VRN.G.14.FXR00	**749**
19VRN.G.14.HXN00	**749**
19VTF.S.05.02000	**748**
19VTF.S.05.02500	**748**
19VTF.S.14.03500	**748**
19VTF.S.14.05000	**748**
19VTN.G.04000	**749**
19VTN.G.06400	**749**
19VTS.P.14.04025	**748**
19VTS.P.18.03025	**748**
19VTS.P.38.05025	**748**
19VTS.P.38.07025	**748**
19VTS.S.12.05035	**748**
19VTS.S.14.03035	**748**
19VTS.S.38.04035	**748**
19W	**338**
19Y	**338**
1A-MS	**1517**
1A-MS-BOX	**1517**
1A-SS	**1517**
1BFF0404-1000	**1649**
1BFF0404-600	**1649**
1BFF0404-750	**1649**
1BJP0207	**73**
1BJP0208	**73**
1BJP0209	**73**
1BJP0407	**73**
1BJP0408	**73**
1BJP0409	**73**
1BJP0412	**73**
1BJP0414	**73**
1BJP0417	**73**
1BJP0421	**73**
1BJP0607	**73**
1BJP0608	**73**
1BJP0609	**73**
1BJP0612	**73**
1BJP0614	**73**
1BJP0617	**73**
1BJP0621	**73**
1BJP0807	**73**
1BJP0808	**73**
1BJP0809	**73**
1BJP0812	**73**
1BJP0814	**73**
1BJP0817	**73**
1BJP0821	**73**
1BJP1009	**73**
1BJP1012	**73**
1BJP1014	**73**
1BJP1017	**73**
1BJP1019	**73**
1BJP1021	**73**
1BJP1207	**73**
1BJP1208	**73**
1BJP1209	**73**
1BJP1212	**73**
1BJP1214	**73**
1BJP1217	**73**
1BJP1219	**73**
1BJP1221	**73**
1BJP1226	**73**
1BJP1230	**73**
1BJP1612	**73**
1BJP1614	**73**
1BJP1617	**73**
1BJP1619	**73**
1BJP1621	**73**
1BJP1626	**73**
1BJP1630	**73**
1BJP2017	**73**
1BJP2021	**73**
1BJP2026	**73**
1BJP2030	**73**
1BJP2040	**73**
1BJP2421	**73**
1BJP2426	**73**
1BJP2430	**73**
1BJP2440	**73**
1BJP3230	**73**
1BJP3240	**73**
1BMF0808-10000	**1649**
1BMF0808-2000	**1649**
1BMF0808-4000	**1649**
1BMF0808-600	**1649**
1BMF0808-800	**1649**
1BNT0204	**55**
1BNT0402	**55**
1BNT0404	**55**
1BNT0406	**55**
1BNT0604	**55**
1BNT0606	**55**
1BNT0808	**55**
1BNT1212	**55**
1BNT1616	**55**
1BNT2420	**55**
1BNT2424	**55**
1BNT3232	**55**
1BNT4040	**55**
1BP0202	**54**
1BP0204	**54**
1BP0206	**54**
1BP0208	**54**
1BP02T02	**55**
1BP02T04	**55**
1BP02T06	**55**
1BP0404	**54**
1BP0406	**54**
1BP0408	**54**
1BP0410	**54**
1BP0412	**54**
1BP0416	**54**
1BP0420	**54**
1BP0432	**54**
1BP04T02	**55**
1BP04T04	**55**
1BP04T06	**55**
1BP04T08	**55**
1BP04T12	**55**
1BP0606	**54**
1BP0608	**54**
1BP0610	**54**
1BP0612	**54**
1BP0616	**54**
1BP0620	**54**
1BP0624	**54**
1BP06T02	**55**
1BP06T04	**55**
1BP06T06	**55**
1BP06T08	**55**
1BP06T12	**55**
1BP06T16	**55**
1BP0808	**54**
1BP0810	**54**
1BP0812	**54**
1BP0816	**54**
1BP0820	**54**
1BP0824	**54**
1BP0832	**54**
1BP08T02	**55**
1BP08T04	**55**
1BP08T06	**55**
1BP08T08	**55**
1BP08T10	**55**
1BP08T12	**55**
1BP08T16	**55**
1BP08T20	**55**
1BP1010	**54**
1BP1012	**54**
1BP1016	**54**
1BP1020	**54**
1BP10T06	**55**
1BP10T08	**55**
1BP10T10	**55**
1BP10T12	**55**
1BP1212	**54**
1BP1216	**54**
1BP1220	**54**
1BP1224	**54**
1BP1232	**54**
1BP12T04	**55**
1BP12T06	**55**
1BP12T08	**55**
1BP12T12	**55**
1BP12T16	**55**
1BP12T20	**55**
1BP12T24	**55**
1BP1616	**54**
1BP1620	**54**
1BP1624	**54**
1BP1632	**54**
1BP1640	**54**
1BP16T06	**55**
1BP16T08	**55**
1BP16T12	**55**
1BP16T16	**55**
1BP16T20	**55**
1BP16T24	**55**
1BP16T32	**55**
1BP2020	**54**
1BP2024	**54**
1BP2032	**54**
1BP20T16	**55**
1BP20T20	**55**
1BP20T24	**55**
1BP20T32	**55**
1BP2424	**54**
1BP2428	**54**
1BP2432	**54**
1BP2440	**54**
1BP24T16	**55**
1BP24T20	**55**
1BP24T24	**55**
1BP24T32	**55**
1BP2828	**54**
1BP2832	**54**
1BP3232	**54**
1BP32T16	**55**
1BP32T20	**55**
1BP32T24	**55**
1BP32T32	**55**
1BP32T40	**55**

Code	Page
1BP32T48	**55**
1BP4040	**54**
1BP40T40	**55**
1BP4848	**54**
1BP6464	**54**
1BPA0202	**54**
1BPA0204	**54**
1BPA0404	**54**
1BPA0406	**54**
1BPA0408	**54**
1BPA0606	**54**
1BPA0608	**54**
1BPA0808	**54**
1BPA0812	**54**
1BPA0816	**54**
1BPA1212	**54**
1BPA1216	**54**
1BPA1616	**54**
1BPA1620	**54**
1BPA1624	**54**
1BPA2020	**54**
1BPA2024	**54**
1BPA2424	**54**
1BPA2432	**54**
1BPA3232	**54**
1BPR0404-1	**54**
1BPR0404-1/16	**54**
1BPR0404-1/32	**54**
1BPR0406-1	**54**
1BPR0406-1/16	**54**
1BPR0406-1/32	**54**
1BPR0408-1/16	**54**
1BPR0408-1/32	**54**
1BPR0606-1	**54**
1BPR0606-1/16	**54**
1BPR0606-1/32	**54**
1BPR0608-1	**54**
1BPR0608-1/32	**54**
1BPR0608-3	**54**
1BPR0612-1/16	**54**
1BPR0808-1	**54**
1BPR0808-1/16	**54**
1BPR0808-1/32	**54**
1BT0202	**55**
1BT0204	**55**
1BT0404	**55**
1BT0406	**55**
1BT0408	**55**
1BT0606	**55**
1BT0608	**55**
1BT0808	**55**
1BT0812	**55**
1BT1212	**55**
1BT1216	**55**
1BT1220	**55**
1BT1616	**55**
1BT1620	**55**
1BT1624	**55**
1BT2032	**55**
1BT2424	**55**
1BT2432	**55**
1BT3232	**55**
1BT4040	**55**
1BT4848	**55**
1BTJ0207	**72**
1BTJ0208	**72**
1BTJ0209	**72**
1BTJ0407	**72**
1BTJ0408	**72**
1BTJ0409	**72**
1BTJ0412	**72**
1BTJ0607	**72**
1BTJ0608	**72**
1BTJ0609	**72**
1BTJ0612	**72**
1BTJ0809	**72**
1BTJ0812	**72**
1BTJ0814	**72**
1BTJ0817	**72**
1BTJ1212	**72**
1BTJ1214	**72**
1BTJ1217	**72**
1BTJ1219	**72**
1BTJ1221	**72**
1BTJ1612	**72**
1BTJ1617	**72**
1BTJ1621	**72**
1BTJ1626	**72**
1BTJ2021	**72**
1BTJ2026	**72**
1BTJ2426	**72**
1BTJ2430	**72**
1BTJ3230	**72**
1BTJ3240	**72**
1G11CDE10R	**232**
1G11CDG09R	**232**
1G11CDJ23F	**232**
1G12CDE10R	**232**
1G12CDG09R	**232**
1G12CDJ23F	**232**
1G15CDE10R	**232**
1G15CDG09R	**232**
1G15CDJ23F	**232**
1G16CDE10R	**232**
1G16CDG09R	**232**
1G16CDJ23F	**232**
1G18CDE10R	**232**
1G18CDG09R	**232**
1G18CDJ23F	**232**
1G23CDE10R	**232**
1G23CDG09R	**232**
1G23CDJ23F	**232**
1G27CDE10R	**232**
1G27CDG09R	**232**
1G27CDJ23F	**232**
1G4CDG09R	**232**
1G4CDJ23F	**232**
1G6CDE10R	**232**
1G6CDG09R	**232**
1G6CDJ23F	**232**
1G8CDE10R	**232**
1G8CDG09R	**232**
1G8CDJ23F	**232**
1JP0505	**72**
1JP0507	**72**
1JP0707	**72**
1JP0709	**72**
1JP0807	**72**
1JP0808	**72**
1JP0809	**72**
1JP0812	**72**
1JP0814	**72**
1JP0909	**72**
1JP0914	**72**
1JP0917	**72**
1JP0919	**72**
1JP1207	**72**
1JP1209	**72**
1JP1212	**72**
1JP1214	**72**
1JP1414	**72**
1JP1417	**72**
1JP1421	**72**
1JP1717	**72**
1JP1721	**72**
1JP1919	**72**
1JP2121	**72**
1JP2126	**72**
1JP2130	**72**
1JP2626	**72**
1JP3030	**72**
1JP4040	**72**
1L01.5DE10R	**232**
1L010DE10R	**232**
1L03DE10R	**232**
1L05DE10R	**232**
1L07.5DE10R	**232**
1MBP1004	**57**
1MBP1202	**57**
1MBP1204	**57**
1MBP1206	**57**
1MBP1208	**57**
1MBP1402	**57**
1MBP1404	**57**
1MBP1406	**57**
1MBP1408	**57**
1MBP1410	**57**
1MBP1604	**57**
1MBP1606	**57**
1MBP1608	**57**
1MBP1610	**57**
1MBP1612	**57**
1MBP1804	**57**
1MBP1806	**57**
1MBP1808	**57**
1MBP1810	**57**
1MBP1812	**57**
1MBP1816	**57**
1MBP2004	**57**
1MBP2006	**57**
1MBP2008	**57**
1MBP2012	**57**
1MBP2204	**57**
1MBP2206	**57**
1MBP2208	**57**
1MBP2212	**57**
1MBP2216	**57**
1MBP2406	**57**
1MBP2408	**57**
1MBP2412	**57**
1MBP2608	**57**
1MBP2610	**57**
1MBP2612	**57**
1MBP2616	**57**
1MBP3012	**57**
1MBP3016	**57**
1MBP3020	**57**
1MBP3616	**57**
1MBP3816	**57**
1MBP3820	**57**
1MG11CDE10R	**235**
1MG12CDE10R	**235**
1MG15CDE10R	**235**
1MG16CDE10R	**235**
1MG18CDE10R	**235**
1MG23CDE10R	**235**
1MG27CDE10R	**235**
1MG4CDE10R	**235**
1MG6CDE10R	**235**
1MG8CDE10R	**235**
1ML01.5DE10R	**235**
1ML010DE10R	**235**
1ML03DE10R	**235**
1ML05DE10R	**235**
1ML07.5DE10R	**235**
1M-MS	**1517**
1M-MS-BOX	**1517**
1MP1010	**56**
1MP1012	**56**
1MP1014	**56**
1MP1212	**56**
1MP1214	**56**
1MP1216	**56**
1MP1414	**56**
1MP1416	**56**
1MP1418	**56**
1MP1420	**56**
1MP1616	**56**
1MP1618	**56**
1MP1620	**56**
1MP1622	**56**
1MP1626	**56**
1MP1818	**56**
1MP1820	**56**
1MP1822	**56**
1MP1824	**56**
1MP1826	**56**
1MP2020	**56**
1MP2022	**56**
1MP2024	**56**
1MP2026	**56**
1MP2222	**56**
1MP2224	**56**
1MP2226	**56**
1MP2230	**56**
1MP2424	**56**
1MP2626	**56**
1MP3030	**56**
1MP3038	**56**
1MP3838	**56**
1MPLA27DE10R	**235**
1MPLA36DE10R	**235**
1MPLA45DE10R	**235**
1MPLA54DE10R	**235**
1MPLA66DE10R	**235**
1MPLA84DE10R	**235**
1MPLC100DE10M	**235**
1MPLC100DJ23M	**235**
1MPLC125DE10M	**235**
1MPLC125DJ23M	**235**
1MPLC150DE10M	**235**
1MPLC150DJ23M	**235**
1MPLC175DE10M	**235**
1MPLC175DJ23M	**235**
1MPLC200DE10M	**235**
1MPLC200DJ23M	**235**
1MPLC225DE10M	**235**
1MPLC225DJ23M	**235**
1MPLC80DE10M	**235**
1MPLC80DJ23M	**235**
1-MS	**1517**
1-MS-BOX	**1517**
1M-SS	**1517**
1N0202	**56**
1N0204	**56**
1N0208	**56**
1N0404	**56**
1N0406	**56**
1N0408	**56**
1N0412	**56**
1N0606	**56**
1N0608	**56**
1N0808	**56**
1N0812	**56**
1N0816	**56**
1N0820	**56**
1N0824	**56**
1N1212	**56**
1N1216	**56**
1N1220	**56**
1N1616	**56**
1N1620	**56**
1N2020	**56**
1N2024	**56**
1N2032	**56**
1N4040	**56**
1NB0202	**56**
1NB0204	**56**
1NB0206	**56**
1NB0208	**56**
1NB0402	**56**
1NB0404	**56**
1NB0406	**56**
1NB0408	**56**
1NB0412	**56**
1NB0602	**56**
1NB0604	**56**
1NB0606	**56**
1NB0608	**56**
1NB0610	**56**
1NB0612	**56**
1NB0802	**56**
1NB0804	**56**
1NB0806	**56**
1NB0808	**56**
1NB0810	**56**
1NB0812	**56**
1NB0816	**56**
1NB1204	**56**
1NB1206	**56**

Code	Page
1NB1208	**56**
1NB1210	**56**
1NB1212	**56**
1NB1216	**56**
1NB1224	**56**
1NB1604	**56**
1NB1606	**56**
1NB1608	**56**
1NB1612	**56**
1NB1616	**56**
1NB1620	**56**
1NB2012	**56**
1NB2016	**56**
1NB2020	**56**
1NB2024	**56**
1NB2032	**56**
1NB2416	**56**
1NB2420	**56**
1NB2424	**56**
1NB2432	**56**
1NB3216	**56**
1NB3224	**56**
1NB3232	**56**
1NB3240	**56**
1NB4032	**56**
1NB4040	**56**
1NB4832	**56**
1NB4840	**56**
1NJ0207	**72**
1NJ0208	**72**
1NJ0209	**72**
1NJ0407	**72**
1NJ0408	**72**
1NJ0409	**72**
1NJ0412	**72**
1NJ0414	**72**
1NJ0607	**72**
1NJ0608	**72**
1NJ0609	**72**
1NJ0612	**72**
1NJ0614	**72**
1NJ0807	**72**
1NJ0809	**72**
1NJ0812	**72**
1NJ0814	**72**
1NJ0817	**72**
1NJ0821	**72**
1NJ1207	**72**
1NJ1209	**72**
1NJ1214	**72**
1NJ1217	**72**
1NJ1226	**72**
1NJ1612	**72**
1NJ1614	**72**
1NJ1621	**72**
1NJ1626	**72**
1NJ1630	**72**
1NJ2017	**72**
1NJ2021	**72**
1NJ2030	**72**
1NJ2040	**72**
1NJ2417	**72**
1NJ2421	**72**
1NJ2426	**72**
1NJ2430	**72**
1NJ2440	**72**
1NJ3226	**72**
1NJ3230	**72**
1NJ3240	**72**
1-ORING	**108**
1PLA27DE10R	**233**
1PLA27DG09R	**233**
1PLA27DJ23F	**233**
1PLA36DE10R	**233**
1PLA36DG09R	**233**
1PLA36DJ23F	**233**
1PLA45DE10R	**233**
1PLA45DG09R	**233**
1PLA45DJ23F	**233**
1PLA54DE10R	**233**
1PLA54DG09R	**233**
1PLA54DJ23F	**233**
1PLA66DE10R	**233**
1PLA66DG09R	**233**
1PLA66DJ23F	**233**
1PLA84DE10R	**233**
1PLA84DG09R	**233**
1PLA84DJ23F	**233**
1PLC100DE10M	**233**
1PLC100DJ23M	**233**
1PLC125DE10M	**233**
1PLC125DJ23M	**233**
1PLC150DE10M	**233**
1PLC150DJ23M	**233**
1PLC175DE10M	**233**
1PLC175DJ23M	**233**
1PLC200DE10M	**233**
1PLC200DJ23M	**233**
1PLC225DE10M	**233**
1PLC225DJ23M	**233**
1PLC80DE10M	**233**
1PLC80DJ23M	**233**
1PNC100DE10M	**236**
1PNC125DE10M	**236**
1PNC150DE10M	**236**
1PNC175DE10M	**236**
1PNC200DE10M	**236**
1PNC225DE10M	**236**
1PNC80DE10M	**236**
1PWLA-14N	**1678**
1PWLA-38B	**1678**
1PWLA-38N	**1678**
1PWLA-M-F-38N	**1678**
1SC-04-100	**8**
1SC-06-100	**8**
1SC-08-100	**8**
1SC-12-100	**8**
1-SS	**1517**
1X-MS	**1517**
1X-MS-BOX	**1517**
1X-SS	**1517**
1-Z06-22-11-600	**269**
1-Z06-23-11-600	**269**
1-Z06-24-11-600	**269**
1-Z06-28-11-600	**269**
1-Z06-29-11-600	**269**
1-Z06-30-11-600	**269**
1-Z06-39-30-600	**269**
1-Z06-40-30-600	**269**
1-Z06-43-00-600	**269**
1-Z06-44-00-600	**269**
1-Z08-00-10-600	**269**
1-Z08-02-10-600	**269**
1-Z08-03-10-600	**269**
1-Z08-04-10-600	**269**
1-Z08-05-10-600	**269**
1-Z08-06-10-600	**269**
1-Z08-07-10-600	**269**
1-Z10-68-00-600	**269**
1-Z10-69-00-600	**269**
1-Z10-70-00-600	**269**
1-Z10-72-00-600	**269**
1-Z10-73-00-600	**269**
1-Z80-48-60-040	**269**
2	
20000A4	**1660**
2000A-00	**227**
2001005	**868**
2001006	**868**
2001014	**868**
2001015	**868**
2001016	**868**
2001017	**868**
2001019	**868**
2002003	**868**
2002004	**868**
2003002	**868**
2003006	**868**
2003007	**868**
2004002	**868**
2004006	**868**
2004007	**868**
2005002	**868**
2005006	**868**
2005007	**868**
2006000	**869**
2006001	**869**
2006002	**869**
2006003	**869**
2006004	**869**
2006005	**869**
2006006	**869**
2006007	**869**
2006008	**869**
2006009	**869**
2006010	**869**
2006011	**869**
2006012	**869**
2006013	**869**
2006014	**869**
2006015	**869**
2006016	**869**
2006017	**869**
2006019	**869**
2006-1	**947**
2006-12	**947**
2006-14	**947**
2006-34	**947**
2006-38	**947**
2006FW-1	**949**
2006FW-112	**949**
2006FW-114	**949**
2006FW-12	**949**
2006FW-12W	**947**
2006FW-14	**949**
2006FW-14W	**947**
2006FW-2	**949**
2006FW-212	**949**
2006FW-3	**949**
2006FW-34	**949**
2006FW-38	**949**
2006FW-38W	**947**
2006S-1	**947**
2006S-112	**947**
2006S-112N	**947**
2006S-114	**947**
2006S-114N	**947**
2006S-12	**947**
2006S-12N	**947**
2006S-14	**947**
2006S-14N	**947**
2006S-1N	**947**
2006S-2	**947**
2006S-2N	**947**
2006S-34	**947**
2006S-34N	**947**
2006S-38	**947**
2006S-38N	**947**
2006SD-1	**950**
2006SD-112	**950**
2006SD-114	**950**
2006SD-12	**950**
2006SD-14	**950**
2006SD-2	**950**
2006SD-34	**950**
2006SD-38	**950**
2007001	**869**
2007002	**869**
2007003	**869**
2007005	**869**
2007006	**869**
2007007	**869**
2008001	**869**
2008003	**869**
2008005	**869**
2008009	**869**
2008010	**869**
2008011	**869**
2008014	**869**
2008015	**869**
2008017	**869**
2008018	**869**
200R	**1538**
2010002	**821**
2010007	**821**
20101/AL-100UM	**1629**
20101/C1-100	**1631**
20101/C4-44	**1631**
20101/PE-100UM	**1629**
20101/PL-100UM	**1629**
20101AL4-44UM	**1629**
20101CAL-15UM	**1629**
20101CC5	**1631**
20101CPE-15UM	**1629**
20101CPL-15UM	**1629**
20101PL4-44UM	**1629**
20103/AL-100UM	**1629**
20103/PE-100UM	**1629**
20103/PL-100UM	**1629**
20103AL4-44UM	**1629**
20103CAL-15UM	**1629**
20103CPE-15UM	**1629**
20103CPL-15UM	**1629**
20103PL4-44UM	**1629**
2011002	**868**
2011006	**868**
2011007	**868**
2011FW-1	**949**
2011FW-112	**949**
2011FW-114	**949**
2011FW-12	**949**
2011FW-14	**949**
2011FW-2	**949**
2011FW-212	**949**
2011FW-3	**949**
2011FW-34	**949**
2011FW-38	**949**
2011FW-4	**949**
2011KMD-1	**953**
2011KMD-112	**953**
2011KMD-112C	**955**
2011KMD-114	**953**
2011KMD-114C	**955**
2011KMD-12	**953**
2011KMD-12C	**955**
2011KMD-1C	**955**
2011KMD-2	**953**
2011KMD-2C	**955**
2011KMD-34	**953**
2011KMD-34C	**955**
2011ND-1	**950**
2011ND-112	**950**
2011ND-114	**950**
2011ND-12	**950**
2011ND-2	**950**
2011ND-212	**950**
2011ND-3	**950**
2011ND-34	**950**
2011ND-4	**950**
2012CD-1	**952**
2012CD-112	**952**
2012CD-12	**952**
2012CD-2	**952**
2012CD-212	**952**
2012CD-3	**952**
2012CD-34	**952**
2012CD-4	**952**
2012FW-1	**949**
2012FW-112	**949**
2012FW-114	**949**
2012FW-12	**949**
2012FW-14	**949**
2012FW-2	**949**
2012FW-212	**949**
2012FW-3	**949**
2012FW-34	**949**
2012FW-38	**949**
2012FW-4	**949**
2012KMD-1	**953**
2012KMD-112	**953**

Code	Page
2012KMD-112C	**955**
2012KMD-12	**953**
2012KMD-12C	**955**
2012KMD-1C	**955**
2012KMD-2	**953**
2012KMD-2C	**955**
2012KMD-34	**953**
2012KMD-34C	**955**
2012ND-1	**950**
2012ND-112	**950**
2012ND-114	**950**
2012ND-12	**950**
2012ND-2	**950**
2012ND-212	**950**
2012ND-3	**950**
2012ND-34	**950**
2012ND-4	**950**
2013CD-1	**952**
2013CD-112	**952**
2013CD-12	**952**
2013CD-2	**952**
2013CD-212	**952**
2013CD-3	**952**
2013CD-34	**952**
2013CD-4	**952**
2013FW-1	**949**
2013FW-112	**949**
2013FW-112N	**949**
2013FW-114	**949**
2013FW-114N	**949**
2013FW-12	**949**
2013FW-12N	**949**
2013FW-14	**949**
2013FW-14N	**949**
2013FW-1N	**949**
2013FW-2	**949**
2013FW-212	**949**
2013FW-212N	**949**
2013FW-2N	**949**
2013FW-3	**949**
2013FW-34	**949**
2013FW-34N	**949**
2013FW-38	**949**
2013FW-38N	**949**
2013FW-3N	**949**
2013FW-4	**949**
2013FW-4N	**949**
2013KMD-1	**953**
2013KMD-112	**953**
2013KMD-112C	**955**
2013KMD-112CN	**955**
2013KMD-112N	**953**
2013KMD-114	**953**
2013KMD-114C	**955**
2013KMD-114CN	**955**
2013KMD-114N	**953**
2013KMD-12	**953**
2013KMD-12C	**955**
2013KMD-12CN	**955**
2013KMD-12N	**953**
2013KMD-1C	**955**
2013KMD-1CN	**955**
2013KMD-1N	**953**
2013KMD-2	**953**
2013KMD-212	**953**
2013KMD-212C	**955**
2013KMD-2C	**955**
2013KMD-2CN	**955**
2013KMD-2N	**953**
2013KMD-3	**953**
2013KMD-34	**953**
2013KMD-34C	**955**
2013KMD-34CN	**955**
2013KMD-34N	**953**
2013KMD-3C	**955**
2013KMD-3CN	**955**
2013KMD-3N	**953**
2013ND-1	**950**
2013ND-112	**950**
2013ND-112N	**950**
2013ND-114	**950**
2013ND-114N	**950**
2013ND-12	**950**
2013ND-12N	**950**
2013ND-14	**950**
2013ND-1N	**950**
2013ND-2	**950**
2013ND-212	**950**
2013ND-2N	**950**
2013ND-3	**950**
2013ND-34	**950**
2013ND-34N	**950**
2013ND-38	**950**
2013ND-4	**950**
2014GB 09	**971**
2014GB 10	**971**
2014GB 11	**971**
2014GB 12	**971**
2014GB 13	**971**
2014GB 14	**971**
2014GB 16	**971**
2014GB 18	**971**
2014GB 20	**971**
2014GB 22	**971**
2014LB 08Y	**970**
2014LB 09Y	**970**
2014LB 10Y	**970**
2014LB 11Y	**970**
2014LB 12Y	**970**
2014LB 13Y	**970**
2014LB 14Y	**970**
2014LB 16Y	**970**
2014LB 18Y	**970**
2014LB 20G	**970**
2014LB 22G	**970**
2014LB 24G	**970**
2014LB 26G	**970**
2014LB 28G	**970**
2014LB 30G	**970**
2014LD 09	**970**
2014LD 10	**970**
2014LD 11	**970**
2014LD 12	**970**
2014LD 13	**970**
2014LD 14	**970**
2014LD 16	**970**
2014LD 18	**970**
2014LH 08	**970**
2014LH 09	**970**
2014LH 10	**970**
2014LH 11	**970**
2014LH 12	**970**
2014LH 13	**970**
2014LI 08	**970**
2014LI 09	**970**
2014LI 10	**970**
2014LI 11	**970**
2014LI 12	**970**
2014LI 13	**970**
2014LI 14	**970**
2014LI 16	**970**
2014LSB 08	**971**
2014LSB 09	**971**
2014LSB 10	**971**
2014LSB 11	**971**
2014LSB 12	**971**
2014LSB 13	**971**
2014LSB 14	**971**
2014LSB 16	**971**
2014LSB 18	**971**
2014LV 08	**970**
2014LV 09	**970**
2014LV 10	**970**
2014LV 11	**970**
2014LV 12	**970**
2014LV 13	**970**
2014LV 14	**970**
2014LV 16	**970**
2014LW 08	**970**
2014LW 09	**970**
2014LW 10	**970**
2014LW 11	**970**
2014LW 12	**970**
2014LW 13	**970**
2014LW 14	**970**
2014LW 16	**970**
2014LW 16G	**970**
2014LW 18	**970**
2014LW 18G	**970**
2014LW 20G	**970**
2014LW 22G	**970**
2014LW 24G	**970**
2014LW 26G	**970**
2014LW 28G	**970**
2014LW 30G	**970**
2014WB 08	**968**
2014WB 09	**968**
2014WB 10	**968**
2014WB 11	**968**
2014WB 12	**968**
2014WB 13	**968**
2014WB 14	**968**
2014WB 16	**968**
2014WB 18	**968**
2014WB 20G	**968**
2014WB 22G	**968**
2014WB 24G	**968**
2014WB 26G	**968**
2014WB 28G	**968**
2014WB 30G	**968**
2014WC 09	**969**
2014WC 10	**969**
2014WC 11	**969**
2014WC 12	**969**
2014WC 13	**969**
2014WC 14	**969**
2014WC 16	**969**
2014WC 18	**969**
2014WD 09	**969**
2014WD 10	**969**
2014WD 11	**969**
2014WD 12	**969**
2014WD 13	**969**
2014WD 14	**969**
2014WD 16	**969**
2014WD 18	**969**
2014WG 09	**968**
2014WG 10	**968**
2014WG 11	**968**
2014WG 12	**968**
2014WG 13	**968**
2014WG 14	**968**
2014WG 16	**968**
2014WG 18	**968**
2014WH 08	**968**
2014WH 09	**968**
2014WH 10	**968**
2014WH 11	**968**
2014WH 12	**968**
2014WH 13	**968**
2014WH 14G	**968**
2014WH 16G	**968**
2014WH 18G	**968**
2014WH 20G	**968**
2014WI 08	**969**
2014WI 09	**969**
2014WI 10	**969**
2014WI 11	**969**
2014WI 12	**969**
2014WI 13	**969**
2014WI 14	**969**
2014WI 16	**969**
2014WI 18G	**969**
2014WI 20G	**969**
2014WP 09	**969**
2014WP 10	**969**
2014WP 11	**969**
2014WP 12	**969**
2014WP 13	**969**
2014WP 14G	**969**
2014WP 16G	**969**
2014WP 18G	**969**
2014WP 20G	**969**
2014WS 08	**969**
2014WS 09	**969**
2014WS 10	**969**
2014WS 11	**969**
2014WS 12	**969**
2014WS 13	**969**
2014WS 14	**969**
2014WS 16	**969**
2014WS 18	**969**
2014WS 20G	**969**
2014WT 08	**969**
2014WT 09	**969**
2014WT 10	**969**
2014WT 11	**969**
2014WT 12	**969**
2014WT 13	**969**
2014WT 14	**969**
2014WT 16	**969**
2014WT 18	**969**
2014WU 09	**969**
2014WU 10	**969**
2014WU 11	**969**
2014WU 12	**969**
2014WU 13	**969**
2014WU 14G	**969**
2014WU 16G	**969**
2014WU 18G	**969**
2014WU 20G	**969**
2014WW 08	**968**
2014WW 09	**968**
2014WW 10	**968**
2014WW 11	**968**
2014WW 12	**968**
2014WW 13	**968**
2014WW 14	**968**
2014WW 16	**968**
2014WW 18	**968**
2014WW 18G	**968**
2014WW 20G	**968**
2014WW 22G	**968**
2014WW 24G	**968**
2014WW 26G	**968**
2014WW 28G	**968**
2014WW 30G	**968**
20151/AL-100UM	**1629**
20151/C1-100	**1631**
20151/PE-100UM	**1629**
20151/PL-100UM	**1629**
20153/PE-100UM	**1629**
2017001	**822**
2017-0460	**1720**
2017-3506	**1639**
2017-3514	**1639**
2017-3555	**1639**
2017-3621	**1644**
2017-3639	**1644**
2017-3647	**1644**
2017-3654	**1639**
2017-3662	**1639**
2017-3670	**1639**
2017-3688	**1639**
2017-3696	**1644**
2017-3712	**1644**
2017-3720	**1639**
2017-3738	**1644**
2017-3746	**1644**
2017-3787	**1644**
2017-3795	**1644**
2017-3811	**1644**
2017-3829	**1644**
2017-3845	**1644**
2017-3860	**1644**
2017-3878	**1644**
2017-3886	**1644**
2017-3894	**1644**
2017-6335	**1590**
2017-6418	**1590**

Code	Page
2017-6434	**1590**
2017-6442	**1590**
2017-6467	**1590**
2017-6475	**1590**
2017-6483	**1590**
2017-6491	**1590**
2017-6780	**1639**
2017FW-1	**949**
2017FW-112	**949**
2017FW-114	**949**
2017FW-12	**949**
2017FW-14	**949**
2017FW-2	**949**
2017FW-34	**949**
2017FW-38	**949**
2018-1681	**410**
2018-1699	**410**
2018-1707	**410**
2018-1723	**410**
2018-1731	**410**
2018-1749	**410**
2018-1756	**410**
2018-1764	**410**
2018-1772	**410**
2018-1780	**410**
2018-1798	**410**
2018-1806	**410**
2018-1814	**410**
2018-1822	**410**
2018-1830	**411**
2018-1848	**411**
2018-1913	**440**
2018-1947	**440**
2018-1970	**440**
2018-2473	**1165**
2018-2481	**1165**
2018-2499	**1165**
2018-2515	**1165**
2018-2523	**1165**
2018-2531	**1165**
2018-2549	**1165**
2018-2556	**1165**
2018-2564	**1165**
2018-2572	**1165**
2018-2580	**1165**
2018-2598	**1165**
2018-2606	**1165**
2018-2614	**1165**
2018-2622	**1165**
2018-2838	**440**
2018-2853	**440**
2018-2887	**440**
2018-2903	**440**
2018-2911	**440**
2018-2929	**440**
2018-2937	**440**
2018-2938	**440**
2018-3001	**1211**
2018-3002	**1211**
2018-3003	**1211**
2018-3004	**1211**
2018-3005	**1211**
2018-3009	**1211**
2018-3022	**1211**
2018-3023	**1211**
2018-3024	**1211**
2018-3025	**1211**
2018-3026	**1211**
2018-3029	**1211**
2018-3031	**1211**
2018-3041	**1211**
2018-3042	**1211**
2018-3044	**1211**
2018-5336	**1211**
2018-5344	**1211**
2018-5351	**1211**
2018-5369	**1211**
2018-5377	**1211**
2018-5385	**1211**
2018-5393	**1211**
2018-5401	**1211**
2018-5419	**1211**
2018-5435	**1211**
2018-5436	**1211**
2018-5468	**1211**
2018-5476	**1211**
2018-5484	**1211**
2018-5492	**1211**
2018-5500	**1211**
2018-5518	**1211**
2018-5526	**1211**
2018-5534	**1211**
2018-5542	**1211**
2018-5559	**1211**
2018-5567	**1211**
2018-5575	**1211**
2018-5583	**1211**
2018-5591	**1211**
2018-5609	**1211**
2018-5617	**1211**
2018-5625	**1211**
2018-5626	**1211**
2018-5666	**1211**
2018-5674	**1211**
2018-5682	**1211**
2018-5690	**1211**
2018-5708	**1211**
2018-5716	**1211**
2018-5724	**1211**
2018-5732	**1211**
2018-5740	**1211**
2018-5757	**1211**
2018-5765	**1211**
2018-5766	**1211**
2018-5767	**1211**
2018-5773	**1211**
2018-5880	**1211**
2018-5914	**1211**
2018-5915	**1211**
2018-5916	**1211**
2018-5922	**1211**
2018-5930	**1211**
2018-5948	**1211**
2018-5951	**1211**
2018-5971	**1211**
2018-5989	**1211**
2018-5997	**1211**
2018-6003	**1211**
2018-6045	**1211**
2018-6060	**1211**
2018-6094	**1211**
2018-6128	**1211**
2018-6151	**1211**
2018-6169	**1211**
2018-6177	**1211**
2018-6185	**1211**
2018-6193	**1211**
2018-6201	**1211**
2018-6243	**1211**
2018-6250	**1211**
2018-6268	**1211**
2018-6276	**1211**
2018-6284	**1211**
2018-6292	**1211**
2018-6296	**1211**
2018-6938	**983**
2018-6946	**983**
2018-6953	**983**
2018-MM05	**1165**
2018-MM08	**1165**
2018-MM10	**1165**
2018-MM12	**1165**
2018-MM14	**1165**
2018-MM16	**1165**
2018-MM18	**1165**
2018-MM20	**1165**
2018-MM22	**1165**
2019001	**821**
2019-0010	**768**
2019-0011	**768**
2019-0012	**768**
2019-0013	**768**
2019-0014	**768**
2019-0015	**768**
2019-0016	**768**
2019-0017	**768**
2019-0018	**768**
2019-0019	**768**
2019002	**821**
2019-0020	**768**
2019-0021	**768**
2019-0022	**768**
2019-0023	**768**
2019-0024	**768**
2019-0025	**768**
2019-0026	**768**
2019-0027	**768**
2019-0028	**768**
2019-0029	**768**
2019003	**821**
2019-0030	**768**
2019-0031	**768**
2019-0032	**768**
2019004	**821**
2019005	**821**
2019006	**821**
2019-0210	**769**
2019-0211	**769**
2019-0220	**772**
2019-0226	**772**
2019-1080	**1536**
2019-1084	**1536**
2019-1093	**1536**
2019-1094	**1536**
2019-1096	**1536**
2019-1098	**1536**
2019-2639	**245**
2019-3629	**245**
2019-3637	**245**
2019-3645	**245**
2019-3652	**245**
2019-3653	**245**
2019-3654	**245**
2019-3655	**245**
2019-3660	**245**
2019-3678	**245**
2019-3686	**245**
2019-3694	**245**
2019-3702	**245**
2019-3703	**245**
2019-3704	**245**
2019-3705	**245**
2019-4890	**768**
2019-4932	**768**
2019-4940	**768**
2019-4957	**768**
2019-4965	**768**
2019-4973	**768**
2019-4981	**768**
2019-4999	**768**
2019-5004	**768**
2019-5012	**768**
2019-5020	**768**
2019-5038	**768**
2019-5046	**768**
2019-5053	**768**
2019-5061	**768**
2019-5076	**768**
2019-5087	**768**
2019-5095	**768**
2019-5096	**768**
2019-5097	**768**
2019-5103	**769**
2019-5111	**769**
2019-5129	**769**
2019-5145	**769**
2019-5152	**769**
2019-5160	**769**
2019-5178	**769**
2019-5186	**769**
2019-5194	**769**
2019-5202	**769**
2019-5210	**769**
2019-5228	**769**
2019-5236	**769**
2019-5244	**769**
2019-5251	**769**
2019-5269	**769**
2019-5277	**769**
2019-5278	**769**
2019-5279	**769**
2019-5293	**770**
2019-5301	**770**
2019-5335	**770**
2019-5541	**770**
2019-5749	**770**
2019-5764	**770**
2019-5772	**770**
2019-5780	**770**
2019-5798	**770**
2019-5806	**770**
2019-5814	**770**
2019-5822	**769**
2019-5830	**770**
2019-5848	**770**
2019-5855	**770**
2019-5863	**770**
2019-5871	**770**
2019-5889	**770**
2019-5897	**770**
2019-5905	**769**
2019-5913	**769**
2019-5939	**769**
2019-5947	**769**
2019-5954	**769**
2019-5970	**769**
2019-5988	**769**
2019-6135	**769**
2019-6150	**769**
2019-6192	**769**
2019-6200	**769**
2019-6325	**768**
2019-6366	**768**
2019-6416	**768**
2019-6432	**768**
2019-6440	**768**
2019-6465	**768**
2019-6721	**768**
2019-6739	**768**
2019-6754	**768**
2019-6911	**768**
2019-6929	**768**
2019-7018	**768**
2019-7059	**768**
2019-7083	**768**
2019-7125	**768**
2019-7133	**768**
2019-7166	**768**
2019-7182	**768**
2019-7299	**768**
2019-7307	**768**
2019-7315	**768**
2019-7497	**768**
2019-7513	**770**
2019-7547	**770**
2019-7554	**770**
2019-7570	**770**
2019-7596	**770**
2019-7604	**770**
2019-7612	**770**
2019-7620	**770**
2019-7638	**770**
2019-7646	**770**
2019-7653	**770**
2019-7950	**770**
2019-7968	**770**
2019-7976	**770**
2019-7984	**770**
2019-7992	**770**
2019-8008	**770**

Code	Page
2019-8010	**770**
2019-8012	**770**
2019-8032	**770**
2019-8040	**770**
2019-8057	**770**
2019-8065	**770**
2019-8073	**770**
2019-8081	**770**
2019-8089	**770**
2019-8107	**770**
2019-8115	**770**
2019-8123	**770**
2019-8156	**770**
2019-8164	**770**
2019-8172	**772**
2019-8180	**772**
2019-8198	**772**
2019-8206	**772**
2019-8214	**772**
2019-8222	**772**
2019-8230	**772**
2019-8248	**772**
2019-8255	**772**
2019-8263	**772**
2019-8271	**772**
2019-8289	**772**
2019-8297	**771**
2019-8305	**771**
2019-8313	**771**
2019-8321	**771**
2019-8339	**771**
2019-8340	**771**
2019-8347	**771**
2019-8354	**771**
2019-8362	**771**
2019-8370	**771**
2019-8388	**771**
2019-8392	**771**
2019-8396	**771**
2019-8404	**771**
2019-8412	**771**
2019-8420	**771**
2019-8438	**771**
2019-8439	**771**
2019-8446	**771**
2019-8453	**771**
2019-8461	**771**
2019-8479	**771**
2019-8487	**771**
2019-8495	**771**
2019-8503	**771**
2019-8511	**771**
2019-8529	**771**
2019-8537	**771**
2019-8545	**771**
2019-8552	**771**
2019-8560	**771**
2019-8578	**771**
2019-8579	**771**
2019-8974	**771**
2019-8982	**771**
2019-8990	**771**
2019-9006	**771**
2019-9014	**771**
2019-9022	**773**
2019-9035	**773**
2019-9048	**773**
2019-9055	**773**
2019-9063	**773**
2019-9071	**773**
2019-9089	**773**
2019-9097	**773**
2019-9139	**771**
2019-9162	**771**
2019-9170	**771**
2019-9188	**771**
2019-9295	**1620**
2019-9303	**1620**
2019-9311	**1620**
2019-9337	**1625**
2019-9360	**1625**
2019-9386	**1632**
2019-9394	**1623**
2019D 04	**954**
2019D 04C	**955**
2019D 05	**954**
2019D 05C	**955**
2019D 06	**954**
2019D 06C	**955**
2019D 07	**954**
2019D 08	**954**
2019D 08C	**955**
2019D 09	**954**
2019D 09C	**955**
2019D 10	**954**
2019D 10C	**955**
2019D 11	**954**
2019D 11C	**955**
2019D 12	**954**
2019D 12C	**955**
2019D 13	**954**
2019D 14	**954**
2019D 14C	**955**
2019D 16	**954**
2019D4 10	**954**
2019D4 11	**954**
2019D4 12	**954**
2019S 04	**953**
2019S 05	**953**
2019S 06	**953**
2019S 07	**953**
2019S 08	**953**
2019S 09	**953**
2019S 10	**953**
2019S 11	**953**
2019S 12	**953**
2019S 14	**953**
201M10U916	**100**
201M12U34	**100**
201M16U78	**100**
201M20U1116	**100**
201M22U1316	**100**
201M25U1516	**100**
201M32U158	**100**
201M38U178	**100**
201M6U716	**100**
201M8U12	**100**
2020-0333	**283**
2020-0340	**267**
2020-0341	**267**
2020-0342	**267**
2020-0343	**267**
2020-0344	**267**
2020-0424	**937**
2020-0432	**937**
2020-0440	**937**
2020-0457	**937**
2020-0465	**937**
2020-0473	**937**
2020-0481	**960**
2020-0499	**960**
2020-0507	**960**
2020-0515	**960**
2020-0523	**960**
2020-0531	**960**
20201/AL-100UM	**1629**
20201/C1-100	**1631**
20201/C4-44	**1631**
20201/PL-100UM	**1629**
2020-1372	**183**
2020-1372-6M	**183**
2020-1380	**183**
2020-1380-6M	**183**
2020-1406	**183**
2020-1406-6M	**183**
2020-1414	**183**
2020-1414-6M	**183**
2020-1422	**183**
2020-1422-6M	**183**
2020-1430	**183**
2020-1430-6M	**183**
2020-1901	**1144**
2020-1919	**1144**
2020-1927	**1144**
2020-1935	**1144**
2020-1940	**1144**
2020-1943	**1144**
2020-1950	**1144**
2020-1968	**1144**
2020-1976	**1144**
20201AL4-44UM	**1629**
20201CAL-15UM	**1629**
20201CC5-15	**1631**
20201CPL-15UM	**1629**
20201PL4-44UM	**1629**
20202/AL-100UM	**1629**
20202/PL-100UM	**1629**
2020-2982	**1673**
2020-2990	**1673**
20202AL4-44UM	**1629**
20202CAL-15UM	**1629**
20202CPL-15UM	**1629**
20202PL4-44UM	**1629**
2020-3014	**1673**
2020-3089	**1673**
2020-3105	**1673**
2020-3113	**1673**
2020-3139	**1673**
2020-3147	**1673**
2020-3154	**1673**
2020-3162	**1673**
2020-3188	**1673**
2020-3204	**1673**
2020-6009	**1710**
2020-6025	**434**
2020-8294	**1414**
2020-8369	**1414**
2020-8377	**1414**
2020-8385	**1414**
2020-8860	**985**
2020-8864	**985**
2020-8872	**985**
2020-8880	**985**
2020-8898	**985**
2020-8906	**985**
2020-8914	**985**
2020-8922	**985**
2020-8930	**985**
2020-8948	**985**
2020-8955	**985**
2020-8971	**985**
2020-8989	**985**
2020-8997	**985**
2020-9003	**985**
2020-9011	**985**
2020-9029	**985**
2020-9045	**985**
2020-9052	**985**
2020-9060	**985**
2020-9086	**985**
2020-9094	**985**
2020-9102	**985**
2020-9110	**985**
2020-9128	**985**
2020-9136	**985**
2020-9144	**985**
2020-9151	**985**
2020-9169	**985**
2020-9177	**985**
2020-9193	**985**
2020-9201	**985**
2020-9219	**985**
2020-9276	**1416**
2020-9284	**1416**
2020-9292	**1416**
2020-9300	**1416**
2020-9318	**1416**
2020-9326	**1416**
2020-9334	**1416**
2020-9359	**1416**
2020D 04	**954**
2020D 04C	**955**
2020D 05	**954**
2020D 05C	**955**
2020D 06	**954**
2020D 06C	**955**
2020D 07	**954**
2020D 08	**954**
2020D 08C	**955**
2020D 09	**954**
2020D 09C	**955**
2020D 10	**954**
2020D 10C	**955**
2020D 11	**954**
2020D 11C	**955**
2020D 12	**954**
2020D 12C	**955**
2020D 14	**954**
2020D 14C	**955**
2020S 04	**953**
2020S 05	**953**
2020S 06	**953**
2020S 08	**953**
2020S 09	**953**
2020S 10	**953**
2020S 11	**953**
2020S 12	**953**
2020S 14	**953**
2021002	**821**
2021005	**821**
2021006	**821**
2021-0209	**1720**
2021-0217	**1720**
2021-0225	**1720**
20211/PL-100UM	**1629**
2021-1330	**436**
2021-1348	**436**
2021-1355	**436**
20211CPL-15UM	**1629**
20212/PL-100UM	**1629**
2021-2030	**1720**
20212CPL-15UM	**1629**
20212PL4-44UM	**1629**
2021-5224	**903**
2021-5232	**903**
2021-5240	**903**
2021-5257	**903**
2021-5265	**903**
2021-5273	**903**
2021-5281	**903**
2021-5299	**903**
2021-7303	**1042**
2021-7329	**1042**
2021-8061	**1673**
2022002	**821**
2022005	**821**
2022006	**821**
2022-9720	**773**
2022-9746	**773**
2022-9753	**773**
2022-9761	**773**
2022-9779	**773**
2022-9829	**773**
2022-9837	**773**
2022-9845	**773**
2022-9852	**773**
2022-9860	**773**
2022-9878	**773**
2022-9886	**773**
2022-9894	**773**
2022-9902	**773**
2022-9910	**773**
2022-9928	**773**
2022-9936	**773**
2022-9944	**773**
2022-9951	**773**
2022-9969	**773**
2022-9977	**773**
2023001	**821**
2023002	**821**

Code	Page
2023003	**821**
2023004	**821**
2023-0439	**922**
2023-0447	**922**
2023-0454	**922**
2023-0462	**922**
2023-0470	**922**
2023-0488	**922**
2023-0496	**922**
2023-0504	**922**
2023-0512	**922**
2023-0520	**922**
2023-0538	**922**
2023-0637	**773**
20231/PL-100UM	**1630**
20231AL4-44UM	**1630**
20231CAL-15UM	**1630**
20231CPL-15UM	**1630**
20231PL4-44UM	**1630**
20232/AL-100UM	**1630**
20232AL4-44UM	**1630**
20232CAL-15UM	**1630**
20232CPL-15UM	**1630**
20232PL4-44UM	**1630**
2023-9901-3MTR	**1126**
2023R	**1538**
2024001	**822**
2024003	**822**
2024-1808	**922**
2024-1816	**922**
2024-1824	**922**
2024-1832	**922**
2024-1840	**922**
2024-1857	**922**
2024-1865	**922**
2024-1873	**922**
2024-1915	**923**
2024-1923	**923**
2024-1949	**923**
2024-1964	**923**
2024-1980	**923**
2024-2079	**923**
2024-2087	**923**
2024-2095	**923**
2024-2103	**923**
2024-2111	**923**
2024-2566	**772**
2024-2574	**772**
2024-2582	**772**
2024-2590	**772**
2024-2608	**772**
2024-2616	**772**
2024-2624	**772**
2024-2632	**772**
2024-2640	**772**
2024-2657	**772**
2024-2673	**772**
2024-2699	**772**
2024-2731	**772**
2024-8746	**41**
2024-8761	**41**
2024-8779	**41**
2024-8787	**41**
2024-8795	**41**
2024-8803	**41**
2024-8811	**41**
2024-8829	**41**
2024-8837	**41**
2024-8845	**41**
2024-8852	**41**
2024-8860	**41**
2024-8878	**41**
2024-8886	**41**
2024-8894	**41**
2024-8902	**41**
2024-8910	**41**
2024-8928	**41**
2024-8944	**41**
2024-8951	**41**
2024-8969	**41**
2024-8993	**41**
2024-9009	**41**
2024-9017	**41**
2024-9025	**41**
2024-9033	**41**
2024-9041	**41**
2024SL150 06	**963**
2024SL150 08	**963**
2024SL150 09	**963**
2024SL150 11	**963**
2024SL150 12	**963**
2024SL150 14	**963**
2024SL16 06	**963**
2024SL16 08	**963**
2024SL16 09	**963**
2024SL16 10	**963**
2024SL16 11	**963**
2024SL16 12	**963**
2024SL16 14	**963**
20250/PL-100UM	**1629**
20250ALAL4-44UM	**1629**
20250CAL-15UM	**1629**
20250CPL-15UM	**1629**
20250PL4-44UM	**1629**
2025-1401	**86**
2025-1419	**86**
2025-1427	**86**
2025-1435	**86**
2025-1443	**86**
2025-1450	**86**
2025-1468	**86**
2025-1476	**86**
2025-1484	**86**
2025-1495	**86**
2025-1505	**86**
2025-1520	**86**
2025-1526	**86**
2025-1534	**86**
2025-1538	**86**
2025-1559	**86**
2025-1567	**86**
2025-1572	**86**
2025-1583	**86**
2025-1591	**86**
2025-1595	**86**
2025-1600	**86**
2025-1609	**86**
2025-1611	**86**
2025-1615	**86**
2025-1617	**86**
2025-1620	**86**
2025-1625	**86**
2025-1633	**86**
2025-1636	**86**
2025-1639	**86**
2025-1641	**86**
2025-1643	**86**
2025-1656	**86**
2025-1658	**86**
2025-1661	**86**
2025-1671	**86**
2025-1674	**86**
2025-1677	**86**
2025-1679	**86**
2025-1681	**86**
2025-1682	**86**
2025-1684	**86**
2025-1687	**86**
2025-1690	**86**
2025-1700	**86**
2025-1708	**86**
2025-1710	**86**
2025-1715	**86**
2025-1720	**86**
2025-1724	**86**
2025-1727	**86**
2025-1732	**86**
2025-1740	**86**
2025-1845	**86**
2025-1852	**86**
2025-1856	**86**
2025-1865	**86**
2025-1881	**86**
2025-1885	**86**
2025-1889	**86**
2025-1894	**86**
2025-1898	**86**
2025-1905	**86**
2025-1910	**86**
2025-1915	**86**
2025-1920	**86**
2025-1925	**86**
2025-1930	**86**
2025-1931	**86**
2025-1935	**86**
2025-1940	**86**
2025-1945	**86**
2025-1948	**86**
2025-1950	**86**
2025-1955	**86**
2025-1956	**86**
2025-1960	**86**
2025-1961	**86**
2025-1963	**86**
2025-1965	**86**
2025-1971	**86**
2025-1989	**86**
2025-1997	**86**
2025-2003	**86**
2025-2020	**86**
2025-2029	**86**
2025-2037	**86**
2025-2043	**86**
2025-2060	**86**
2025-2078	**87**
2025-2082	**87**
2025-2086	**87**
2025-2089	**87**
2025-2093	**87**
2025-2094	**87**
2025-2100	**87**
2025-2110	**87**
2025-2122	**87**
2025-2128	**87**
2025-2132	**87**
2025-2136	**87**
2025-2151	**87**
2025-2169	**87**
2025-2185	**87**
2025-2193	**87**
2025-2201	**87**
2025-2219	**87**
2025-2223	**87**
2025-2227	**87**
2025-2232	**87**
2025-2240	**87**
2025-2245	**87**
2025-2250	**87**
2025-2258	**87**
2025-2263	**87**
2025-2273	**87**
2025-2283	**87**
2025-2293	**87**
2025-2321	**87**
2025-2326	**87**
2025-2334	**87**
2025-2342	**87**
2025-2354	**87**
2025-2391	**87**
2025-2409	**87**
2025-2417	**87**
2025-2425	**87**
2025-2433	**87**
2025-2441	**87**
2025-2445	**87**
2025-2449	**87**
2025-2450	**87**
2025-2466	**87**
2025-2474	**87**
2025-2482	**87**
2025-2490	**87**
2025-2508	**87**
2025-2516	**87**
2025-2524	**87**
2025-2532	**87**
2025-2540	**87**
2025-2557	**87**
2025-2565	**87**
2025-2573	**87**
2025-2582	**87**
2025-2592	**87**
2025-2602	**87**
2025-2763	**900**
2025-3720	**1552**
2025-3738	**1552**
2025-3746	**1552**
2025-3753	**1517**
2025-4001	**87**
2025-4011	**87**
2025-4021	**87**
2025-4031	**87**
2025-4041	**87**
2025-4051	**87**
2025-4501	**87**
2025-4511	**87**
2025-4521	**87**
2025-4531	**87**
2025-4541	**87**
2025-4551	**87**
2025-8121	**86**
2025-8131	**86**
2025-8142	**86**
2025-8151	**86**
2025-8161	**86**
2025-8171	**86**
2025-8181	**86**
2025-8191	**86**
2025-8201	**86**
2025-8211	**86**
2025-8221	**86**
2025-8231	**86**
2025-8241	**86**
2025-8251	**86**
2025-8261	**86**
2025-8271	**86**
2025-8281	**86**
2025-8291	**86**
2025-8301	**86**
2025-8311	**86**
2025-8321	**86**
2025-8331	**86**
2025-8341	**86**
2025-8351	**86**
2025-8361	**86**
2026 04	**961**
2026 05	**961**
2026 06	**961**
2026 07	**961**
2026 08	**961**
2026 09	**961**
2026 10	**961**
2026 11	**961**
2026 12	**961**
2026C-1	**961**
2026C-112	**961**
2026C-114	**961**
2026C-12	**961**
2026C-2	**961**
2026C-212	**961**
2026C-3	**961**
2026C-34	**961**
2026C-4	**961**
2027-3967	**900**
2027-3975	**900**
2027-4007	**900**
2027-4015	**900**
2027-4023	**900**
2027-4049	**900**
2027-4056	**900**
2027-4064	**900**

Code	Page
2027-4072	**900**
2027-5384	**1042**
2027-5392	**1042**
2027-5400	**1042**
2027-5418	**1042**
2028-1	**975**
2028-112	**975**
2028-114	**975**
2028-12	**975**
2028-2	**975**
2028-34	**975**
2028-5078	**41**
2028-5086	**41**
2028-5094	**41**
2028-5102	**41**
2028-5110	**41**
2028-5128	**41**
2028-5839	**1185**
2028-5854	**1185**
2028-5862	**1185**
2028-5870	**1185**
2028-5953	**1185**
2028-5961	**1185**
2028-5979	**1185**
2028-5987	**1185**
2028-5995	**1185**
2028-7736	**768**
2028-7793	**768**
2028-7819	**768**
2028-7843	**768**
2028-7868	**768**
2028-7876	**768**
2028-7884	**768**
2028-7900	**768**
2028-7918	**768**
2028-7926	**768**
2028-7934	**768**
2028-7942	**768**
2028-7959	**768**
2028-7967	**768**
2028-7975	**768**
2028-7983	**768**
2028-7986	**768**
2028-7987	**768**
2028-8007	**770**
2028-8023	**770**
2028-8031	**770**
2028-8049	**770**
2028-8056	**770**
2028-8064	**770**
2028-8072	**770**
2028-8122	**770**
2028-8130	**770**
2028-8148	**770**
2028-8155	**770**
2028-8163	**770**
2028-8189	**770**
2028-8205	**770**
2028-8213	**770**
2028-8221	**769**
2028-8239	**769**
2028-8247	**769**
2028-8254	**769**
2028-8262	**769**
2028-8270	**769**
2028-8288	**769**
2028-8296	**769**
2028-8304	**769**
2028-8312	**769**
2028-8320	**769**
2028-8338	**769**
2028-8379	**769**
2028-8403	**769**
2028-8411	**769**
2028-8429	**769**
2028-8437	**772**
2028-8445	**772**
2028-8452	**772**
2028-8460	**772**
2028-8478	**772**
2028-8486	**772**
2028-8494	**772**
2028-8502	**772**
2028-8510	**772**
2028-8528	**772**
2028-8536	**772**
2028-8544	**772**
2028-8551	**772**
2028-8569	**772**
2028-8577	**772**
2028-8585	**772**
2028-8593	**772**
2028-8601	**772**
2028-8619	**772**
2028-8627	**772**
2028-8635	**772**
2028-8643	**772**
2028-8668	**772**
2028-8684	**772**
2029-1	**957**
2029-112	**957**
2029-114	**957**
2029-12	**957**
2029-14	**957**
2029-2	**957**
2029-34	**957**
2029-38	**957**
20300A9	**1660**
2030-1	**961**
20301/10-100UM	**1630**
20301/20-200UM	**1630**
20301/30-300UM	**1630**
20301/C1-100	**1631**
20301/C2-200	**1631**
20301/C3-300	**1631**
2030-112	**961**
2030-114	**961**
2030-12	**961**
2030-2	**961**
2030-212	**961**
2030-3	**961**
2030-34	**961**
20304/10-100UM	**1630**
20304/20-200UM	**1630**
20306/10-100UM	**1630**
20306/20-200UM	**1630**
20306/30-300UM	**1630**
2031004	**869**
2031005	**869**
2031006	**869**
2031016	**869**
2031017	**869**
2031018	**869**
2031019	**869**
2031-7020	**985**
2031C15	**869**
2031C16	**869**
2032005	**869**
2032017	**869**
2032018	**869**
2032019	**869**
2033-4002	**87**
2033-4012	**87**
2033-4022	**87**
2033-4032	**87**
2033-4042	**87**
2033-4052	**87**
2033-4062	**87**
2033-4072	**87**
2033-4082	**87**
2033-4092	**87**
2033-5279	**1635**
2033-8301	**87**
2033-8311	**87**
2033-8321	**87**
2033-8331	**87**
2033-8341	**87**
2033-8351	**87**
2033-8505	**772**
2033-8513	**772**
2033-8521	**772**
2033-8539	**772**
2033-8547	**772**
2033-8570	**770**
2033-8588	**770**
2033-8612	**770**
2033-8729	**769**
2033-8737	**769**
2033-8745	**769**
2033-8752	**769**
2033-8778	**769**
2033-8786	**769**
2033-9107	**769**
2033-9115	**769**
2033-9131	**769**
2033-9149	**769**
2033-9156	**769**
2033-9180	**769**
2033-9693	**86**
2033-9719	**86**
2033-9727	**86**
2033-9735	**86**
2033-9761	**86**
2033-9862	**86**
2033-9867	**86**
2033-9875	**86**
2033-9883	**86**
2033-9891	**86**
2033-9896	**86**
2033-9922	**87**
2033-9933	**87**
2033-9941	**87**
2033-9958	**87**
2033-9962	**87**
2033-9963	**87**
2033-9974	**87**
2033-9982	**87**
2033-9992	**87**
2034-8942	**1384**
2034-8959	**1384**
2034-9007	**1384**
2034-9015	**1384**
2034-9098	**1384**
2034-9122	**1384**
2034-9148	**1384**
2034-9155	**1384**
2034-9163	**1384**
2034-9171	**1384**
2034-9189	**1384**
2034-9197	**1384**
2034-9205	**1384**
2034-9221	**1384**
2034-9239	**1384**
2034-9254	**1384**
2034-9262	**1384**
2034-9270	**1384**
2034-9288	**1384**
2034-9296	**1384**
2034-9312	**1384**
2034-9320	**1384**
2034-9361	**1384**
2035-0773	**985**
20351/03	**1631**
20351/10-100UM	**1630**
20351/20-200UM	**1630**
20351/30-300UM	**1630**
2035-3637	**1416**
2035-3645	**1416**
20354/10-100UM	**1630**
20354/30-300UM	**1630**
20356/20-200UM	**1630**
20356/30-300UM	**1630**
2036-7330	**41**
2036-7355	**41**
2036-7405	**41**
2036-7413	**41**
2036-7439	**41**
2036-7447	**41**
2036-7454	**41**
2036-7504	**41**
2036-7520	**41**
2036-7538	**41**
2036-7579	**41**
2038-8435	**267**
2038-8443	**267**
2038-8450	**267**
2038-8476	**267**
2038-8484	**412**
2038-8492	**412**
2038-8526	**412**
2038-8534	**267**
2038-8567	**267**
2038-8575	**267**
2039-9119	**440**
2039-9184	**440**
2039-9200	**440**
2039-9218	**440**
2039-9432	**440**
203M10	**100**
203M12	**100**
203M14	**100**
203M15	**100**
203M15Z58	**100**
203M16Z58	**100**
203M18	**100**
203M20	**100**
203M25	**100**
203M30	**100**
203M32	**100**
203M38Z112	**100**
203M6	**100**
203M8	**100**
203Z1	**100**
203Z12	**100**
203Z14	**100**
203Z34	**100**
203Z38	**100**
203Z516	**100**
2040-1	**951**
20401/10-100UM	**1630**
20401/30-300UM	**1630**
20401/C1-100	**1631**
20401/C3-300	**1631**
2040-112	**951**
2040-114	**951**
2040-12	**951**
2040-14	**951**
2040-1626	**440**
2040-1634	**440**
2040-2	**951**
20402/10-100UM	**1630**
20402/20-200UM	**1630**
2040-212	**951**
20403/10-100UM	**1630**
20403/20-200UM	**1630**
20403/30-300UM	**1630**
2040-34	**951**
2040-38	**951**
2041-1	**951**
2041-112	**951**
2041-114	**951**
2041-12	**951**
2041-14	**951**
2041-2	**951**
2041-212	**951**
2041-34	**951**
2041-38	**951**
2042-2887	**985**
2042-2895	**985**
2042-2903	**985**
2042-2911	**985**
2042-2929	**985**
2042-2937	**985**
2042-2945	**985**
2042-2952	**985**
2042-2960	**985**
2042-2978	**985**
2042-2986	**985**
2042-2994	**985**
2042-3000	**985**

Code	Page
2042-3018	**985**
2042-3026	**985**
2042-3034	**985**
2042-3042	**985**
2042-3059	**985**
2042-3067	**985**
2042-3075	**985**
2042-3083	**985**
2042-3091	**985**
2042-3109	**985**
2042-5336	**922**
2042-5337	**922**
2042-5338	**922**
2042-5339	**922**
2042-5340	**922**
2042-5341	**922**
2042-5342	**922**
2042-5343	**922**
2042-5344	**922**
2042-5345	**922**
2042-5346	**922**
2042-5658	**1633**
2044-1028	**1414**
2044-1036	**1414**
2044-1044	**1414**
20451/01	**1631**
20451/10-100UM	**1630**
20452/30-300UM	**1630**
20453/10-100UM	**1630**
20453/20-200UM	**1630**
20453/30-300UM	**1630**
2046-1687	**1391**
2046-1695	**922**
2046-1703	**922**
2046-1711	**922**
2046-1729	**922**
2046-1737	**922**
2046-1745	**922**
2046-1752	**922**
2046-1760	**922**
2046-7163	**768**
2046-7164	**768**
2046-7165	**768**
2046-7166	**768**
2046-7167	**768**
2046-7168	**768**
2046-7169	**768**
2046-7170	**769**
2046-7171	**769**
2046-7172	**769**
2046-7175	**770**
2046-7181	**773**
2046-7182	**773**
2046-7183	**772**
2046-7185	**772**
2046-7186	**772**
2046-7188	**772**
2046-7189	**772**
2046-7191	**769**
2046-7194	**768**
2046-7196	**768**
2046-7197	**768**
2046-7198	**768**
2046-7199	**768**
2046-7200	**768**
2046-7201	**768**
2046-7202	**768**
2046-7203	**768**
2046-7204	**768**
2046-7205	**768**
2049-1	**972**
2049-112	**972**
2049-112N	**972**
2049-114	**972**
2049-114N	**972**
2049-12	**972**
2049-12N	**972**
2049-1460	**1146**
2049-1478	**1146**
2049-1502	**1146**
2049-1528	**1146**
2049-1536	**1146**
2049-1537	**1146**
2049-1538	**1146**
2049-1539	**1146**
2049-1540	**1146**
2049-1544	**1146**
2049-1551	**1146**
2049-1577	**1146**
2049-1585	**1146**
2049-1593	**1146**
2049-1601	**1146**
2049-1619	**1146**
2049-1630	**1146**
2049-1633	**1146**
2049-1638	**1146**
2049-1640	**1146**
2049-1643	**1146**
2049-1668	**1146**
2049-1684	**1146**
2049-1N	**972**
2049-2	**972**
2049-2N	**972**
2049-34	**972**
2049-34N	**972**
2049-38	**972**
2049SL150 04	**973**
2049SL150 05	**973**
2049SL150 06	**973**
2049SL150 08	**973**
2049SL150 09	**973**
2049SL150 10	**973**
2049SL150 11	**973**
2049SL150 12	**973**
2049SL150 13	**973**
2049SL150 14	**973**
2049SL16 04	**973**
2049SL16 05	**973**
2049SL16 06	**973**
2049SL16 07	**973**
2049SL16 08	**973**
2049SL16 09	**973**
2049SL16 10	**973**
2049SL16 11	**973**
2049SL16 12	**973**
2049SL16 13	**973**
2049SL16 14	**973**
204M10U916	**97**
204M12U34	**97**
204M16U78	**97**
204M18U1116	**97**
204M22U1316	**97**
204M25U1516	**97**
204M32U158	**97**
204M38U178	**97**
204M6U716	**97**
204M8U12	**97**
20500307	**404**
20500308	**404**
20500309	**404**
20500314	**404**
20500315	**404**
20500316	**404**
20500320	**404**
20500321	**404**
20500322	**404**
20500345	**404**
20500346	**404**
20500347	**404**
20500351	**404**
20500352	**404**
20500353	**404**
20500356	**404**
20500357	**404**
20500358	**404**
20500434	**404**
20500438	**404**
20500439	**404**
20500440	**404**
20500441	**404**
20500442	**404**
20500443	**404**
20500444	**404**
20500445	**404**
2050-2217	**1419**
2050-2225	**1419**
2050-2233	**1419**
2050-2241	**1419**
2050-2258	**1419**
2050-2266	**1419**
2050-2274	**1419**
2050-2282	**1419**
2050-2290	**1419**
2050-2308	**1419**
2050-2316	**1419**
2050-2324	**1419**
2050-2332	**1419**
2050-2340	**1419**
2050-2357	**1419**
2050-2365	**1419**
2050-2373	**1419**
2050-2381	**1419**
2050-2415	**1419**
2050-2506	**1419**
2050-2522	**1419**
2052-1423	**1676**
2052-8774	**417**
2052-8782	**417**
2052-8790	**417**
2052-8808	**417**
2052-8816	**417**
2052-8824	**417**
2052-8840	**417**
2052-8873	**417**
2052-8907	**417**
2052-8915	**417**
2052-8923	**417**
2052-8998	**1146**
2052-9020	**1146**
2052-9038	**1146**
2052-9046	**1146**
2052-9053	**1146**
2052-9228	**1481**
2052-9236	**1481**
2052-9244	**1481**
2052-9251	**1481**
2052-9269	**1481**
2052-9277	**1481**
2052-9285	**1481**
2052-9293	**1481**
2053-5613	**390**
2053-5621	**390**
2053-5639	**390**
2053-5662	**390**
2053-5696	**390**
2053-5712	**390**
2053-5746	**390**
2053-5761	**390**
2053-5787	**390**
2053-5795	**390**
2053SL150 06	**977**
2053SL150 08	**977**
2053SL150 09	**977**
2053SL150 10	**977**
2053SL150 11	**977**
2053SL150 12	**977**
2053SL16 06	**977**
2053SL16 08	**977**
2053SL16 09	**977**
2053SL16 10	**977**
2053SL16 11	**977**
2053SL16 12	**977**
2053SL16 14	**977**
2054SL150 04	**958**
2054SL150 05	**958**
2054SL150 06	**958**
2054SL150 08	**958**
2054SL150 09	**958**
2054SL150 10	**958**
2054SL150 11	**958**
2054SL150 12	**958**
2054SL150 14	**958**
2054SL16 04	**958**
2054SL16 05	**958**
2054SL16 06	**958**
2054SL16 07	**958**
2054SL16 08	**958**
2054SL16 09	**958**
2054SL16 11	**958**
2054SL16 12	**958**
2054SL16 14	**958**
2057CBL-1	**952**
2057CBL-112	**952**
2057CBL-12	**952**
2057CBL-2	**952**
2057CBL-212	**952**
2057CBL-3	**952**
2057CBL-4	**952**
2057CBT-1	**952**
2057CBT-112	**952**
2057CBT-12	**952**
2057CBT-2	**952**
2057CBT-212	**952**
2057CBT-3	**952**
2057CBT-4	**952**
2059DL150 04	**954**
2059DL150 06	**954**
2059DL150 08	**954**
2059DL150 09	**954**
2059DL150 11	**954**
2059DL150 12	**954**
2059DL150 14	**954**
2059DL16 04	**954**
2059DL16 06	**954**
2059DL16 08	**954**
2059DL16 09	**954**
2059DL16 10	**954**
2059DL16 11	**954**
2059DL16 12	**954**
2059DL16 14	**954**
2059DT150 04	**954**
2059DT150 06	**954**
2059DT150 08	**954**
2059DT150 09	**954**
2059DT150 11	**954**
2059DT150 12	**954**
2059DT150 14	**954**
2059DT16 04	**954**
2059DT16 06	**954**
2059DT16 08	**954**
2059DT16 09	**954**
2059DT16 10	**954**
2059DT16 11	**954**
2059DT16 12	**954**
2059DT16 14	**954**
205BM10	**95**
205BM12	**95**
205BM16	**95**
205BM20	**95**
205BM22	**95**
205BM25	**95**
205BM32	**95**
205BM6	**95**
205BM8	**95**
2064-7889	**922**
2064-7897	**922**
2064-7905	**922**
2064-7913	**922**
2064-7921	**922**
2064-7939	**922**
2064-7947	**922**
2064-7954	**922**
2064-7962	**922**
2064-7970	**922**
2064-7988	**922**
2064-7996	**922**
2064-8002	**922**
206BM12	**97**
206BM20	**97**
206BM22	**97**

Code	Page
206BM25	**97**
206BM32	**97**
206BM38	**97**
206BM6	**97**
206BM8	**97**
206M10R12	**97**
206M10R14	**97**
206M10R18	**97**
206M10R38	**97**
206M12R12	**97**
206M12R14	**97**
206M12R34	**97**
206M12R38	**97**
206M16R12	**97**
206M16R34	**97**
206M16R38	**97**
206M18R1	**97**
206M18R34	**97**
206M22R34	**97**
206M25R1	**97**
206M25R34	**97**
206M32R1	**97**
206M32R114	**97**
206M38R112	**97**
206M38R114	**97**
206M6R12	**97**
206M6R14	**97**
206M6R18	**97**
206M8R14	**97**
206M8R18	**97**
207BM10	**98**
207BM12	**98**
207BM16	**98**
207BM20	**98**
207BM22	**98**
207BM25	**98**
207BM32	**98**
207BM6	**98**
207BM8	**98**
207R	**1538**
2085-9179	**621**
2085-9195	**621**
2085-9203	**621**
2085-9211	**621**
2085-9229	**621**
2085-9245	**621**
2085-9252	**621**
2085-9260	**621**
2085-9278	**621**
2085-9286	**621**
2085-9294	**621**
2085-9310	**621**
2085-9328	**621**
2085-9336	**621**
2085-9344	**621**
2085-9351	**621**
2085-9369	**621**
2085-9377	**621**
2085-9385	**621**
2085-9393	**621**
2085-9401	**621**
2085-9419	**621**
2085-9435	**621**
2085-9443	**621**
2085-9450	**621**
2085-9468	**621**
2085-9476	**621**
2085-9484	**621**
2085-9492	**621**
2085-9500	**621**
2085-9518	**621**
2085-9526	**621**
2085-9534	**621**
2089-3731	**614**
2089-3764	**614**
2095-13/10	**1172**
2095-17/10	**1172**
2095-17/13	**1172**
2095-21/13	**1172**
2095-21/17	**1172**
2095-26/21	**1172**
2095-33/21	**1172**
2095-33/26	**1172**
2098969	**448**
2098970	**448**
2098972	**448**
2098973	**448**
2098974	**448**
2098975	**448**
20AG-X4G-PH100	**689**
20AG-X4G-PJ100	**689**
20JITS	**80**
20JMTS	**80**
20JTN	**80**
20KAAM05MPN	**339**
20KAAW10MPN	**339**
20KAIM05MPN	**339**
20KAIW10MPN	**339**
20KAKO04MPN	**339**
20KAKO06MPN	**339**
20KAKS04MPN	**339**
20KAKS06MPN	**339**
20KATF03MPN	**339**
20KATF04MPN	**339**
20KATF05MPN	**339**
20KBAM05MPX	**340**
20KBAW10MPX	**340**
20KBIM05MPX	**340**
20KBIW10MPX	**340**
20KBKO06MPX	**340**
20KBTF03MPX	**340**
20KBTF04MPX	**340**
20SBAM05MPX	**340**
20SBAW10MPX	**340**
20SBIM05MPX	**340**
20SBIW10MPX	**340**
20SBKO06MPX	**340**
20SBTF04MPX	**340**
20SFAM05MXN	**339**
20SFAW10MXN	**339**
20SFIM05MXN	**339**
20SFIW10MXN	**339**
20SFKO04MXN	**339**
20SFKO05MXN	**339**
20SFKS06MXN	**339**
20SFTF03MXN	**339**
20SFTF04MXN	**339**
20SFTF05MXN	**339**
20SFTS03MXN	**339**
21/2-ORING	**108**
2101-7991	**137**
2101-8007	**137**
2101-8023	**137**
2101-8031	**137**
2101-8049	**137**
2101-8064	**137**
2101-8072	**137**
2101-8080	**137**
2101-8098	**137**
2101-8114	**137**
2101-8122	**137**
2101-8130	**137**
2101-8148	**137**
2101-8163	**137**
2101-8189	**137**
2101-8197	**137**
2101-8205	**137**
2101-8213	**137**
2101-8221	**137**
2101-8239	**137**
2101-8247	**156**
2101-8254	**156**
2101-8262	**156**
2101-8270	**156**
2101-8288	**156**
2101-8296	**156**
2101-8304	**156**
2101-8312	**156**
2101-8338	**156**
2101-8346	**156**
2101-8353	**156**
2101-8361	**156**
2101-8379	**156**
2101-8387	**156**
2101-8395	**156**
2101-8403	**156**
2101-8411	**156**
2101-8429	**156**
2101-8437	**156**
2101-8445	**156**
2102628	**489**
2102629	**489**
2102630	**489**
2102631	**489**
2102632	**489**
2102633	**489**
21-049	**1673**
21-050	**1673**
21-051	**1673**
21-052	**1673**
21-055	**1673**
21-056	**1673**
21-057	**1673**
210BM10R12	**95**
210BM10R14	**95**
210BM10R18	**95**
210BM10R38	**95**
210BM12R12	**95**
210BM12R14	**95**
210BM12R38	**95**
210BM16R12	**95**
210BM16R34	**95**
210BM20R1	**95**
210BM20R12	**95**
210BM20R34	**95**
210BM22R34	**95**
210BM25R1	**95**
210BM25R34	**95**
210BM32R1	**95**
210BM32R114	**95**
210BM38R112	**95**
210BM6R12	**95**
210BM6R14	**95**
210BM6R18	**95**
210BM8R14	**95**
210BM8R18	**95**
210R	**1538**
210SM10G12	**95**
210SM10G14	**95**
210SM10G18	**95**
210SM10G38	**95**
210SM12G12	**95**
210SM12G14	**95**
210SM12G34	**95**
210SM12G38	**95**
210SM16G12	**95**
210SM16G34	**95**
210SM16G38	**95**
210SM20G1	**95**
210SM20G12	**95**
210SM20G34	**95**
210SM22G34	**95**
210SM25G1	**95**
210SM25G114	**95**
210SM25G34	**95**
210SM32G1	**95**
210SM32G114	**95**
210SM38G112	**95**
210SM38G114	**95**
210SM6G12	**95**
210SM6G14	**95**
210SM6G18	**95**
210SM6G38	**95**
210SM8G14	**95**
210SM8G18	**95**
210SM8G38	**95**
2110-14	**1172**
2110-18	**1172**
2110-38	**1172**
2110-7776	**775**
2110-7800	**775**
2110-7826	**775**
2110-7834	**775**
2110-7842	**775**
2110-7859	**775**
2110-7875	**775**
2110-7909	**775**
2110-7925	**775**
2110-7933	**775**
2110-7941	**775**
2110-7958	**775**
2110-7966	**775**
2110-7974	**775**
2110-7982	**775**
2110-7990	**775**
2110-8006	**775**
2110-8014	**775**
2110-8022	**775**
2110-8063	**775**
2110-8071	**775**
2110-8089	**775**
2110-8097	**775**
2110-8105	**775**
2110-8113	**775**
2110-8121	**775**
2110-8139	**775**
2110-8147	**775**
2110-8154	**775**
2110-8188	**775**
2110-8204	**775**
2110-8220	**775**
2110-8238	**775**
2110-8246	**775**
2110-8253	**775**
2110-8279	**775**
2110-8287	**775**
2110-8295	**775**
2110-8303	**775**
2110-8311	**775**
2110-8329	**775**
2110-8337	**775**
2110-8345	**775**
2110-8352	**775**
2110-8360	**775**
2110-8378	**775**
2110-8386	**775**
2110-8394	**775**
2110-8402	**775**
2110-8410	**775**
2110-8428	**775**
2110-8436	**775**
2110-8444	**775**
2110-8451	**775**
2110-8469	**775**
2110-8477	**775**
2110-8485	**775**
2110-8493	**775**
2110-8519	**775**
2110-8527	**775**
2110-8535	**775**
2110-8543	**775**
2110-8550	**775**
2110-8568	**775**
2110-8576	**775**
2110-8584	**776**
2110-8592	**776**
2110-8600	**776**
2110-8618	**776**
2110-8626	**776**
2110-8634	**776**
2110-8659	**776**
2110-8667	**776**
2110-8691	**776**
2110-8709	**776**
2110-8717	**776**
2110-8725	**776**
2110-8733	**776**
2110-8741	**776**
2110-8758	**776**
2110-8766	**776**

Code	Page
2110-8774	**776**
2110-8782	**776**
2110-8790	**776**
2110-8808	**776**
2110-8816	**776**
2110-8824	**776**
2110-8832	**776**
2110-8840	**776**
2110-8857	**776**
2110-8865	**776**
2110-8881	**776**
2110-8907	**776**
2110-8915	**776**
2110-8923	**776**
2110-8931	**776**
2110-8949	**776**
2110-8956	**776**
2110-8964	**776**
2110-8972	**776**
2110-8980	**776**
2110-8998	**776**
2110-9004	**776**
2110-9020	**776**
2110-9038	**776**
2110-9046	**776**
2110-9053	**776**
2110-9061	**776**
2110-9087	**776**
2110-9095	**776**
2110-9111	**776**
2110-9129	**776**
2110-9137	**776**
2110-9145	**776**
2110-9178	**776**
2110-9186	**776**
2110-9194	**776**
2110-9202	**776**
2110-9228	**776**
2110-9236	**776**
2110-9251	**776**
2110-9269	**776**
2110-9277	**776**
2110-9285	**776**
2110-9293	**776**
2111-0093	**776**
2111-0101	**776**
2111-0119	**776**
2111-2420	**778**
2111-2446	**778**
2111-2453	**778**
2111-2461	**778**
2111-2479	**778**
2111-2487	**778**
2111-2495	**778**
2111-2503	**778**
2111-2511	**778**
2111-2529	**778**
2111-2537	**778**
2111-2545	**778**
2111-2552	**778**
2111-2560	**778**
2111-2578	**778**
2111-2586	**778**
2111-2594	**778**
2111-2602	**778**
2111-2610	**778**
2111-2628	**778**
2111-2636	**778**
2111-2644	**778**
2111-2651	**778**
2111-2669	**778**
2111-2677	**778**
2111-2685	**778**
2111-2693	**778**
2111-2701	**778**
2111-2719	**778**
2111-2727	**778**
2111-2735	**778**
2111-2743	**778**
2111-2750	**778**
2111-2768	**778**
2111-2776	**778**
2111-2784	**778**
2111-2792	**778**
2111-2800	**778**
2111-2818	**778**
2111-2826	**778**
2111-2834	**778**
2111-2842	**778**
2111-2859	**778**
2111-2867	**778**
2111-2875	**778**
2111-2883	**778**
2111-2891	**778**
2111-2909	**778**
2111-2917	**778**
2111-2925	**778**
2111-2933	**778**
2111-2941	**778**
2111-2958	**778**
2111-2966	**778**
2111-2974	**778**
2111-2982	**778**
2111-3006	**778**
2111-3014	**778**
2111-3030	**778**
2111-3048	**778**
2111-3055	**778**
2111-3063	**778**
2111-3071	**778**
2111-3089	**778**
2111-3097	**778**
2111-3105	**778**
2111-3113	**778**
2111-3121	**778**
2111-3139	**778**
2111-3147	**778**
2111-3154	**778**
2111-3162	**778**
2111-3170	**778**
2111-3196	**778**
2111-3204	**778**
2111-3212	**778**
2111-3220	**778**
2111-3238	**778**
2111-3246	**778**
2111-3253	**778**
2111-3261	**778**
2111-3279	**778**
2111-3287	**778**
2111-3295	**778**
2111-3303	**778**
2111-3311	**778**
2111-3329	**778**
2111-3337	**778**
2111-3345	**778**
2111-3352	**778**
2111-3360	**778**
2111-3378	**778**
2111-3386	**778**
2111-3394	**778**
2111-3402	**778**
2111-3410	**778**
2111-3428	**778**
2111-3436	**778**
2111-3485	**779**
2111-3519	**779**
2111-3527	**779**
2111-3535	**779**
2111-3568	**779**
2111-3576	**779**
2111-3584	**779**
2111-3592	**779**
2111-3600	**779**
2111-3618	**779**
2111-3626	**779**
2111-3634	**779**
2111-3642	**779**
2111-3659	**779**
2111-3667	**779**
2111-3675	**779**
2111-3683	**779**
2111-3691	**779**
2111-3709	**779**
2111-3717	**779**
2111-3725	**779**
2111-3733	**779**
2111-3758	**779**
2111-3766	**779**
2111-3774	**779**
2111-3782	**779**
2111-3790	**779**
2111-3808	**779**
2111-3816	**779**
2111-3832	**779**
2111-3840	**779**
2111-3857	**779**
2111-3865	**779**
2111-3873	**779**
2111-3881	**779**
2111-3899	**779**
2111-3907	**779**
2111-3915	**779**
2111-3923	**779**
2111-3931	**779**
2111-3949	**779**
2111-3956	**779**
2111-3964	**779**
2111-3972	**779**
2111-3980	**779**
2111-3998	**779**
2111-4004	**779**
2111-4012	**779**
2111-4020	**779**
2111-4038	**779**
2111-4053	**779**
2111-4061	**779**
2111-4079	**779**
2111-4087	**779**
2111-4095	**779**
2111-4111	**779**
2111-4137	**779**
2111-4145	**779**
2111-4152	**779**
2111-4160	**779**
2111-4178	**779**
2111-4186	**779**
2111-4202	**779**
2111-4210	**779**
2111-4228	**779**
2111-4236	**779**
2111-4244	**779**
2111-4251	**779**
2111-4277	**779**
2111-4285	**779**
2111-4293	**779**
2111-4301	**779**
2111-4319	**779**
2111-4327	**779**
2111-4335	**779**
2111-4343	**779**
2111-4350	**779**
2111-4368	**779**
2111-4376	**779**
2111-4384	**779**
2111-4392	**779**
2111-4400	**779**
2111-4418	**779**
2111-4426	**779**
2111-4434	**779**
2111-4442	**779**
2111-4459	**779**
2111-4467	**779**
2111-4475	**779**
2111-4483	**779**
2111-4491	**779**
2115-14	**1172**
2115-18	**1172**
2115-38	**1172**
212.32.9.1	**570**
212.52.9	**573**
212.53.31.9	**574**
212.53.31.9.1	**574**
212/2.32.11.1	**609**
212/2.32.11.11	**609**
212/2.52.11.1	**610**
212/2.52.11.12	**610**
212-0035-0000	**1447**
212-0045-0000	**1447**
212-0055-0000	**1447**
212-0065-0000	**1447**
212-0075-0000	**1447**
212-0085-0000	**1447**
212-0095-0000	**1447**
212-0105-0000	**1447**
212-0115-0000	**1447**
212-0125-0000	**1447**
212-0135-0000	**1447**
212-0145-0000	**1447**
212-0155-0000	**1447**
212-0165-0000	**1447**
212-0175-0000	**1447**
212-0195-0000	**1447**
212-0215-0000	**1447**
212-0245-0000	**1447**
212-0295-0000	**1447**
212-0315-0000	**1447**
212-0345-0000	**1447**
212-0395-0000	**1447**
2123069	**448**
2123070	**448**
2123071	**448**
2123072	**448**
2123073	**448**
2123074	**448**
2123085	**489**
2123086	**489**
2123087	**489**
2123088	**489**
2123089	**489**
2123090	**489**
2123166	**448**
2123167	**448**
2123224	**448**
2123225	**448**
2123226	**448**
2123227	**448**
2123780	**489**
2123781	**489**
2123782	**489**
2123783	**489**
2123784	**489**
2123785	**489**
2125490	**448**
2125491	**448**
2125492	**448**
2125493	**448**
2125494	**448**
2125495	**448**
2126594	**448**
2126595	**448**
2126597	**448**
2126598	**448**
2126599	**448**
2126600	**448**
2126636	**489**
2126637	**489**
2126638	**489**
2126639	**489**
2126640	**489**
2126641	**489**
2126684	**489**
2126685	**489**
2126686	**489**
2126687	**489**
2126688	**489**
2126689	**489**
21300	**57**
21301	**57**
21302	**57**

Code	Page
21303	**57**
21304	**57**
21305	**57**
21307	**57**
21308	**57**
21310	**57**
21311	**57**
21312	**57**
21313	**57**
2135-2869	**137**
2135-2885	**137**
2135-2893	**137**
2135-2901	**137**
2135-3206	**137**
2135-3214	**137**
2135-3222	**137**
2135-3230	**137**
2135-3321	**137**
2135-3339	**137**
2135-3347	**137**
2135-3354	**137**
2135-3362	**137**
2135-3388	**137**
2135-3396	**137**
2135-3404	**137**
2135-3412	**137**
214.52.10.1/1	**573**
2144-9657	**1676**
2144-9665	**1676**
2144-9673	**1676**
2144-9681	**1676**
2144-9699	**1676**
2144-9715	**1676**
2144-9723	**1676**
2144-9731	**1676**
214BM10N12	**95**
214BM10N14	**95**
214BM10N18	**95**
214BM10N38	**95**
214BM12N12	**95**
214BM12N14	**95**
214BM12N34	**95**
214BM12N38	**95**
214BM16N12	**95**
214BM20N1	**95**
214BM20N12	**95**
214BM20N34	**95**
214BM25N1	**95**
214BM25N34	**95**
214BM32N1	**95**
214BM32N114	**95**
214BM38N112	**95**
214BM38N114	**95**
214BM6N14	**95**
214BM6N18	**95**
214BM8N14	**95**
214BM8N18	**95**
216-0032-2872	**1447**
216-0038-2872	**1447**
216-0040-2872	**1447**
216-0050-0000	**1447**
216-0055-0000	**1447**
216-0060-0000	**1447**
216-0065-0000	**1447**
216-0070-0000	**1447**
216-0075-0000	**1447**
216-0080-0000	**1447**
216-0090-0000	**1447**
216-0100-0000	**1447**
216-0102-0000	**1447**
216-0110-0000	**1447**
216-0115-0000	**1447**
216-0120-0000	**1447**
216-0125-0000	**1447**
216-0127-0000	**1447**
216-0130-0000	**1447**
216-0140-0000	**1447**
216-0150-0000	**1447**
216-0152-0000	**1447**
216-0160-0000	**1447**
216-0175-0000	**1447**
216-0180-0000	**1447**
216-0200-0000	**1447**
216SM10G38	**98**
216SM12G12	**98**
216SM12G14	**98**
216SM12G34	**98**
216SM12G38	**98**
216SM16G12	**98**
216SM16G14	**98**
216SM16G34	**98**
216SM16G38	**98**
216SM20G12	**98**
216SM20G34	**98**
216SM22G1	**98**
216SM22G12	**98**
216SM22G34	**98**
216SM25G1	**98**
216SM25G12	**98**
216SM32G1	**98**
216SM38G112	**98**
216SM6G14	**98**
216SM6G18	**98**
216SM8G18	**98**
2174-1001	**784**
2174-1002	**784**
2174-1005	**784**
2174-1010	**784**
2174-1015	**784**
2174-1020	**784**
2174-1030	**784**
2174-1031	**784**
2174-1032	**784**
2174-1033	**784**
2174-1040	**785**
2174-1070	**785**
2174-1081	**785**
2174-2000	**785**
2174-2001	**785**
2174-2002	**785**
2174-2003	**785**
2174-2004	**785**
2174-2006	**785**
2174-2008	**785**
2174-3000	**786**
2174-3001	**786**
2174-3002	**786**
2174-3003	**786**
2174-3004	**786**
2174-3005	**786**
2174-3006	**786**
2174-3007	**786**
2175-0849	**782**
2175-0850	**782**
2175-0851	**782**
2175-0852	**782**
2175-0853	**782**
2175-0854	**782**
2175-0855	**782**
2175-0856	**782**
2175-0857	**782**
2175-0858	**782**
2175-0859	**782**
2175-0860	**782**
2175-0861	**782**
2175-0862	**782**
2175-0863	**782**
2175-0864	**782**
2175-0865	**782**
2175-0866	**782**
2175-0867	**782**
2175-0868	**782**
2175-0869	**782**
2175-0870	**782**
2175-0871	**782**
2175-0872	**782**
2175-0873	**782**
2175-0874	**782**
2175-0875	**782**
2175-0876	**782**
2175-0877	**782**
2175-0878	**782**
2175-0879	**782**
2175-0880	**782**
2175-0881	**782**
2175-0882	**782**
2175-0883	**782**
2175-0884	**782**
2175-0885	**782**
2175-0886	**782**
2175-0887	**782**
2175-0888	**782**
2175-0889	**782**
2175-0890	**782**
2175-0891	**782**
2175-0892	**782**
2175-0893	**782**
2175-0894	**782**
2175-0895	**782**
2175-0896	**782**
2175-0897	**782**
2175-0898	**782**
2175-0899	**782**
2175-0900	**782**
2175-0901	**782**
2175-0902	**782**
2175-0903	**782**
2175-0904	**782**
2175-0905	**782**
2175-0906	**782**
2175-0907	**782**
2175-0908	**782**
2175-0909	**782**
2175-0910	**782**
2175-0911	**782**
2175-0912	**782**
2175-0913	**782**
2175-0914	**782**
2175-0915	**782**
2175-0916	**782**
2175-0917	**782**
2175-0918	**782**
2175-0919	**782**
2175-0920	**782**
2175-0921	**782**
2175-0922	**782**
2175-0923	**782**
2175-0924	**782**
2175-0925	**782**
2175-0926	**782**
2175-0927	**782**
2175-0928	**782**
2175-0929	**782**
2175-0930	**782**
2175-0931	**782**
2175-0932	**782**
2175-0933	**782**
2175-0934	**782**
2175-0935	**782**
2175-0936	**782**
2175-0937	**782**
2175-0938	**782**
2175-0939	**782**
2175-0940	**783**
2175-0941	**783**
2175-0942	**783**
2175-0943	**783**
2175-0944	**783**
2175-0945	**783**
2175-0946	**783**
2175-0947	**783**
2175-0948	**783**
2175-0949	**783**
2175-0950	**783**
2175-0951	**783**
2175-0952	**783**
2175-0953	**783**
2175-0954	**783**
2175-0956	**783**
2175-0957	**783**
2175-0958	**783**
2175-0959	**783**
2175-0960	**783**
2175-0961	**783**
2175-0962	**783**
2175-0963	**783**
2175-0964	**783**
2175-0965	**783**
2175-0966	**783**
2175-0967	**783**
2175-0968	**783**
2175-0969	**783**
2175-0970	**783**
2175-0971	**783**
2175-0972	**783**
2175-0973	**783**
2175-0974	**783**
2175-0975	**783**
2175-0976	**783**
2175-0977	**783**
2175-0978	**783**
2175-0979	**783**
2175-0980	**783**
2175-0981	**783**
2175-0982	**783**
2175-0983	**783**
2175-0984	**783**
2175-0985	**783**
2175-0986	**783**
2175-0987	**783**
2175-0988	**783**
2175-0989	**784**
2175-0990	**784**
2175-0991	**784**
2175-0992	**784**
2175-0993	**784**
2175-0994	**784**
2175-0995	**784**
2175-0996	**784**
2175-0997	**784**
2175-0998	**784**
2175-0999	**784**
2175-1000	**784**
2175-1001	**784**
2175-1002	**784**
2175-1003	**784**
2175-1004	**784**
2175-1005	**784**
2175-1006	**784**
2175-1007	**784**
2175-1008	**784**
2175-1009	**784**
2175-1010	**784**
2175-1011	**784**
2175-1012	**784**
2175-1013	**784**
2175-1014	**784**
2175-1015	**784**
2175-1016	**784**
2175-1017	**784**
2175-1018	**784**
2175-1019	**784**
2175-1020	**784**
2175-1021	**784**
2175-1022	**784**
2175-1023	**784**
2175-1024	**784**
2175-1025	**784**
2175-1026	**784**
2175-1027	**784**
2175-1028	**784**
2175-1029	**784**
2175-1030	**784**
2175-1031	**784**
2175-1032	**784**
2175-1033	**784**
2175-1034	**784**
2175-1035	**784**
2175-1036	**784**
2175-1037	**784**

Code	Page
2175-1038	**784**
2175-1039	**784**
2175-1040	**784**
2175-1041	**784**
2175-1042	**784**
2175-1043	**784**
2175-1044	**784**
2175-1045	**784**
2175-1046	**784**
2175-1047	**784**
2175-1048	**784**
2175-1049	**784**
2175-1050	**784**
2175-1051	**785**
2175-1052	**785**
2175-1053	**785**
2175-1054	**785**
2175-1055	**785**
2175-1056	**785**
2175-1057	**785**
2175-1058	**785**
2175-1059	**785**
2175-1060	**785**
2175-1061	**785**
2175-1062	**785**
2175-1063	**785**
2175-1064	**785**
2175-1065	**785**
2175-1066	**785**
2175-1067	**785**
2175-1068	**785**
2175-1069	**785**
2175-1070	**785**
2175-1071	**785**
2175-1072	**785**
2175-1073	**785**
2175-1074	**785**
2175-1075	**785**
2175-1076	**785**
2175-1077	**785**
2175-1078	**785**
2175-1079	**785**
2175-1080	**785**
2175-1081	**785**
2175-1082	**785**
2175-1083	**785**
2175-1084	**785**
2175-1085	**785**
2175-1086	**785**
2175-1087	**785**
2175-1088	**785**
2175-1089	**785**
2175-1090	**785**
2175-1091	**785**
2175-1092	**785**
2175-1093	**785**
2175-1094	**785**
2175-1095	**785**
2175-1096	**785**
2175-1097	**786**
2175-1098	**786**
2175-1099	**786**
2175-1100	**786**
2175-1101	**786**
2175-1102	**786**
2175-1103	**786**
2175-1104	**786**
2175-1105	**786**
2175-1106	**786**
2175-1107	**786**
2175-1108	**786**
2175-1109	**786**
2175-1110	**786**
2175-1111	**786**
2175-1112	**786**
2175-1113	**786**
2175-1114	**786**
2175-1115	**786**
2175-1116	**786**
2175-1117	**786**
2175-1118	**786**
2175-1119	**786**
2175-1120	**786**
2175-1121	**786**
2175-1122	**786**
2175-1123	**786**
2175-1124	**786**
2175-1125	**786**
2175-1126	**786**
2175-1127	**786**
2175-1128	**786**
2175-1129	**786**
2175-1130	**786**
2175-1131	**786**
2175-1132	**786**
2175-1133	**786**
2175-1134	**786**
2175-1135	**786**
2175-1136	**786**
2175-1137	**786**
2175-1138	**786**
2175-1139	**786**
2175-1140	**786**
2175-1141	**786**
2175-1142	**786**
2175-1143	**786**
2175-1144	**786**
2175-1145	**786**
2175-1146	**786**
2175-1147	**786**
2175-1148	**786**
2175-1149	**786**
2175-1150	**786**
2175-1151	**786**
2175-1152	**786**
2175-1153	**786**
2175-1154	**786**
2175-1155	**786**
2175-1160	**783**
2175-1170	**783**
2175-1171	**783**
2175-1172	**783**
2175-1173	**783**
2175-1174	**783**
2175-1175	**783**
2175-1176	**783**
2175-1177	**783**
2175-1178	**783**
2175-1179	**783**
2175-1180	**783**
2175-1181	**783**
2175-1182	**783**
2175-1183	**783**
2175-1184	**783**
2175-1185	**783**
2175-1186	**783**
2175-1187	**783**
2175-1188	**783**
2176-0001	**783**
2176-0002	**783**
2176-0003	**783**
2176-0004	**783**
2176-0005	**783**
2176-0006	**783**
2176-0007	**783**
2176-0009	**783**
2176-0011	**783**
2176-0012	**783**
2176-0015	**783**
2176-0016	**783**
2176-0018	**783**
2176-0019	**783**
2176-0020	**783**
2176-0021	**783**
2182-7977	**41**
2182-7985	**41**
2182-7993	**41**
2182-8009	**41**
2182-8025	**41**
2182-8033	**41**
2182-8041	**41**
2182-8058	**41**
2182-8066	**41**
2182-8074	**41**
2182-8082	**41**
2182-8108	**41**
2182-8116	**41**
2182-8124	**41**
2182-8132	**41**
2182-8140	**41**
2182-8157	**41**
2182-8173	**41**
2182-8181	**41**
2182-8199	**41**
2182-8207	**41**
2182-8215	**41**
2182-8223	**41**
2182-8231	**41**
2182-8249	**41**
2182-8256	**41**
2182-8272	**41**
2182-8280	**41**
2182-8306	**41**
21938	**1745**
2196-4229	**901**
2196-4230	**901**
2196-4231	**901**
2196-4232	**901**
2196-4233	**901**
2196-4234	**901**
2196-4235	**901**
2196-4236	**901**
2196-4237	**901**
2196-4238	**901**
2196-4239	**901**
2196-4240	**901**
2196-4241	**901**
2196-4242	**901**
2196-4243	**901**
2196-4244	**901**
2196-4245	**901**
2196-4246	**901**
2196-4247	**901**
2196-4248	**901**
2196-4249	**901**
2196-4250	**901**
2196-4251	**901**
2196-4252	**901**
2196-4253	**901**
2196-4254	**901**
2196-4255	**901**
2196-4256	**901**
2196-4257	**901**
2196-4258	**901**
2196-4259	**901**
2196-4260	**901**
2196-4261	**901**
2196-4262	**901**
2196-4263	**901**
2196-4264	**901**
2196-4265	**901**
2196-4266	**901**
2196-4267	**901**
2196-4268	**901**
2196-4269	**901**
2196-4270	**901**
2196-4271	**901**
2196-4272	**901**
2196-4273	**901**
2196-4275	**901**
2196-4276	**901**
2196-4277	**901**
2196-4278	**901**
2196-4279	**901**
2196-4280	**901**
2196-4281	**901**
2196-4282	**901**
2196-4283	**901**
2196-4284	**901**
2196-4285	**901**
2196-4286	**901**
2196-4287	**901**
2196-4288	**901**
2196-4289	**901**
2196-4290	**901**
2196-4291	**901**
2196-4292	**901**
2196-4293	**901**
2196-4294	**901**
2196-4295	**901**
2196-4296	**901**
2196-4297	**901**
2196-4298	**901**
2196-4299	**901**
2196-4300	**901**
2196-4301	**901**
2196-4302	**901**
2196-4303	**901**
2196-4304	**901**
2196-4305	**901**
2196-4306	**901**
2196-4307	**901**
2196-4308	**901**
2196-4309	**901**
2196-4310	**901**
2196-4311	**901**
2196-4312	**901**
2196-4313	**901**
2196-4314	**901**
2196-4315	**901**
2196-4316	**901**
2196-4317	**901**
2196-4318	**901**
2196-4319	**901**
2196-4320	**901**
21KAAS13MPN	**341**
21KAAW10MPN	**341**
21KAAW10MPN0	**346**
21KAAW10MPN3	**346**
21KAAW10MPN6	**346**
21KAAW10MPN8	**346**
21KAAW13MPN	**341**
21KAAW13MPN0	**346**
21KAAW13MPN3	**346**
21KAAW13MPN6	**346**
21KAAW13MPN8	**346**
21KAAW17MPN	**341**
21KAIW10MPN	**341**
21KAIW10MPN0	**346**
21KAIW10MPN6	**346**
21KAIW10MPN8	**346**
21KAIW13MPN	**341**
21KAIW13MPN0	**346**
21KAIW13MPN6	**346**
21KAIW13MPN8	**346**
21KAIW17MPN	**341**
21KAKK06MPN	**341**
21KAKK08MPN	**341**
21KAKO06MPN	**341**
21KAKO08MPN	**341**
21KAKS06MPN	**341**
21KAKS08MPN	**341**
21KARP06MPN	**343**
21KARP08MPN	**343**
21KATF04MPN	**341**
21KATF06MPN	**341**
21KATF08MPN	**341**
21KATF09MPN	**341**
21KATF10MPN	**341**
21KATF10MPN8	**346**
21KATS04MPN	**341**
21KATS06MPN	**341**
21KATS08MPN	**341**
21KBAW10DPX	**347**
21KBAW10MPX	**344**
21KBAW13DPX	**347**
21KBAW13MPX	**344**
21KBIW10DPX	**347**
21KBIW10FVX	**347**
21KBIW10MPX	**344**

Code	Page
21KBIW13DPX	**347**
21KBIW13MPX	**344**
21KBKE06DPX	**349**
21KBKE06FVX	**349**
21KBKO06DPX	**347**
21KBKO06FVX	**347**
21KBKO06MPX	**344**
21KBKO08MPX	**344**
21KBKS06DPX	**347**
21KBTE04DPX	**349**
21KBTF04DPX	**347**
21KBTF04MPX	**344**
21KBTF06DPX	**347**
21KBTF06MPX	**344**
21KBTF08MPX	**344**
21KSAW10MPN	**345**
21KSAW13MPN	**345**
21KSIW10MPN	**345**
21KSIW13MPN	**345**
21KSTF06MPN	**345**
21KSTF08MPN	**345**
21KSTF10MPN	**345**
21SBAW10DPX	**349**
21SBAW10MPX	**344**
21SBAW13DPX	**349**
21SBIW10DPX	**349**
21SBIW10MPX	**344**
21SBIW13DPX	**349**
21SBKO06DPX	**349**
21SBKO06MPX	**344**
21SBKO08FVX	**349**
21SBKO08MPX	**344**
21SBKS06DPX	**349**
21SBTF08MPX	**344**
21SFAW10DXX	**348**
21SFAW10MXN	**342**
21SFAW10MXN0	**346**
21SFAW10MXN3	**346**
21SFAW10MXN6	**346**
21SFAW10MXN8	**346**
21SFAW13DXX	**348**
21SFAW13MXN	**342**
21SFAW13MXN0	**346**
21SFAW13MXN3	**346**
21SFAW13MXN6	**346**
21SFAW13MXN8	**346**
21SFAW17MXN	**342**
21SFIW10MXN	**342**
21SFIW10MXN0	**346**
21SFIW10MXN3	**346**
21SFIW10MXN6	**346**
21SFIW10MXN8	**346**
21SFIW13DXX	**348**
21SFIW13FXX	**348**
21SFIW13MXN	**342**
21SFIW13MXN0	**346**
21SFIW13MXN3	**346**
21SFIW13MXN6	**346**
21SFIW13MXN8	**346**
21SFIW17MXN	**342**
21SFKK06MXN	**342**
21SFKK08MXN	**342**
21SFKO06DXX	**348**
21SFKO06MXN	**342**
21SFKO08FXX	**348**
21SFKO08MXN	**342**
21SFKS06MXN	**342**
21SFKS08MXN	**342**
21SFRP06MPN	**343**
21SFRP08MPN	**343**
21SFTF04MXN	**342**
21SFTF04MXN0	**346**
21SFTF04MXN6	**346**
21SFTF05MXN	**342**
21SFTF06DXX	**348**
21SFTF06MXN	**342**
21SFTF06MXN8	**346**
21SFTF08MXN	**342**
21SFTF09MXN	**342**
21SFTF10MXN	**342**
21SFTS04FXX	**348**
21SFTS04MXN	**342**
21SFTS06MXN	**342**
21SFTS09MXN	**342**
21SSAW10MXN	**345**
21SSAW13MXN	**345**
21SSIW10MXN	**345**
21SSIW13MXN	**345**
21SSTF06MXN	**345**
21SSTF08MXN	**345**
21SSTF10MXN	**345**
2201	**250**
2201001	**1212**
2201002	**1212**
2201003	**1212**
2201004	**1212**
2201005	**1212**
2202	**250**
2202001	**1212**
2202002	**1212**
2202004	**1212**
2202005	**1212**
2202006	**1212**
2202007	**1212**
2203	**250**
2203001	**1212**
2203002	**1212**
2203003	**1212**
2203004	**1212**
2203005	**1212**
2203006	**1212**
2204001	**1212**
2204002	**1212**
2204003	**1212**
2204004	**1212**
2205001	**1212**
2205002	**1212**
2205003	**1212**
2205004	**1212**
2205005	**1212**
2205007	**1212**
2205008	**1212**
2205009	**1212**
2205010	**1212**
2205011	**1212**
2205012	**1212**
2206001	**1212**
2206002	**1212**
2206003	**1212**
2206004	**1212**
2206005	**1212**
2206006	**1212**
2207001	**1212**
2207002	**1212**
2207003	**1212**
2207004	**1212**
2207005	**1212**
2207006	**1212**
2207008	**1212**
2207011	**1212**
2207-0684	**782**
2207-0685	**782**
2207-0686	**782**
2207-0687	**782**
2207-0688	**782**
2207-0689	**782**
2207-0690	**782**
2207-0691	**782**
2207-0692	**782**
2207-0693	**782**
2207-0694	**782**
2207-0695	**782**
2207-0696	**782**
2207-0697	**782**
2207-0698	**782**
2207-0699	**782**
2207-0700	**782**
2207-0701	**782**
2207-0702	**782**
2207-0703	**782**
2207-0704	**784**
2207-0705	**784**
2207-0706	**784**
2207-0707	**784**
2207-0708	**784**
2207-0709	**784**
2207-0710	**784**
2207-0711	**784**
2207-0714	**782**
2207-0800	**782**
2207-0801	**782**
2207-0802	**782**
2207-0803	**782**
2207-0804	**782**
2207-0805	**782**
2207-0806	**782**
2207-0807	**782**
2207-0808	**782**
2207-0809	**782**
2207-0810	**782**
2207-0811	**782**
2207-0812	**782**
2207-0813	**782**
2207-0814	**782**
2207-0815	**782**
2207-0816	**782**
2208002	**1212**
2208003	**1212**
2208005	**1212**
2208006	**1212**
2208007	**1212**
2208009	**1212**
2208010	**1212**
2208011	**1212**
2209001	**1212**
2209002	**1212**
2209003	**1212**
2209004	**1212**
2209005	**1212**
2209006	**1212**
2210	**250**
2211001	**1212**
2211002	**1212**
2211003	**1212**
2211004	**1212**
2211005	**1212**
2212001	**1212**
2212002	**1212**
2212003	**1212**
2212004	**1212**
2212005	**1212**
2213233	**490**
2214899	**490**
2214909	**490**
2214971	**490**
221G13-230AC	**1038**
221G13-24DC	**1038**
221G1530-24DC	**1038**
221G16-230AC	**1038**
221G16-24DC	**1038**
221G17-24DC	**1038**
221G21-230AC	**1038**
221G2130-24DC	**1038**
221G6106-230AC	**1037**
221G6136-24DC	**1037**
221G6306-230AC	**1037**
221G6506-230AC	**1037**
221G6536-24DC	**1037**
221G6606-230AC	**1037**
2225-1	**982**
2225-12	**982**
2225-14	**982**
2225-34	**982**
2225-38	**982**
2225R	**1538**
224.32.11.1	**609**
224.32.11.11	**609**
224.32.8.1	**570**
224.32.9.1/1	**570**
224.32.9.1/2	**570**
224.32.9.2	**570**
224.32.9.3	**570**
224.52.11.1	**610**
224.52.11.11	**610**
224.52.8.1	**573**
224.52.9.1/1	**573**
224.52.9.1/2	**573**
224.52.9.1/3	**573**
224.52.9.2	**573**
224.53.31.11.11	**610**
224.53.31.9.1/2	**574**
224.53.31.9.1/3	**574**
224.53.31.9.2	**574**
2250	**1042**
225R	**1538**
226-0025-0000	**1446**
226-0032-0000	**1446**
226-0038-0000	**1446**
226-0051-0000	**1446**
226-0063-0000	**1446**
226-0076-0000	**1446**
227-0032-0000	**1446**
227-0032-1003	**1446**
227-0038-0000	**1446**
227-0038-1003	**1446**
227-0050-0000	**1446**
227-0050-1003	**1446**
228.32.0.1	**570**
228.32.1.1	**570**
228.32.10.2/1	**570**
228.32.10/1	**570**
228.32.11.1	**609**
228.32.11.11	**609**
228.32.11.12	**609**
228.32.13.1	**609**
228.32.2.1	**570**
228.32.2.1/1	**570**
228.32.2.1/2	**570**
228.32.4.1	**570**
228.32.6.1/1	**570**
228.32.6.1/2	**570**
228.32.6.1/3	**570**
228.32.6.13/1	**570**
228.32.6.13/3	**570**
228.32.6.25	**570**
228.32.6.27	**570**
228.32.6.28	**570**
228.32.9.1/2	**570**
228.32.9/2	**570**
228.52.1.1	**573**
228.52.10.1	**573**
228.52.10.1/1	**573**
228.52.10.1P	**573**
228.52.11.1	**610**
228.52.11.11	**610**
228.52.11.12	**610**
228.52.13.1	**610**
228.52.2.1	**573**
228.52.2.1/1	**573**
228.52.2.1/2	**573**
228.52.4.1	**573**
228.52.55/1	**573**
228.52.55/2	**573**
228.52.55/3	**573**
228.52.6.25	**573**
228.52.6.27	**573**
228.52.6.28	**573**
228.52.9/2	**573**
228.53.31.9.1/1	**574**
228.53.31.9.1/2	**574**
228.53.31.9/1	**574**
228.53.31.9/2	**574**
228.53.32.10.1	**574**
228.53.32.9.1/2	**574**
22BLKCON-25C	**884**
22BPB-25C	**882**
22BPB-50C	**882**
22BPEX-20X2L	**882**
22BPEX-20X3L	**882**
22BPEX-25C	**882**

Code	Page
22BPEX-50C	**882**
22BV	**881**
22CFA	**882**
22CMA	**882**
22HSV	**881**
22KAAK13MPN	**350**
22KAAK17MPN	**350**
22KAIW13MPN	**350**
22KAIW21MPN	**350**
22KATF06MPN	**350**
22KATF08MPN	**350**
22KATF13MPN	**350**
22MC	**883**
22RA	**1091**
22SFAK13SXN	**332**
22SFAK17SXN	**332**
22SFAK21SXN	**332**
22SFIW13SXN	**332**
22SFIW17SXN	**332**
22SFIW21SXN	**332**
22SFTF06SXN	**332**
22SFTF08SXN	**332**
22SFTF10SXN	**332**
22SFTF13SXN	**332**
22STV	**881**
22WB	**880**
2301001	**1162**
2301002	**1162**
2301003	**1162**
2301004	**1162**
2301005	**1162**
2301006	**1162**
2301007	**1162**
2301008	**1162**
2301009	**1162**
2301010	**1162**
23012010	**1537**
23012028	**1537**
23012036	**1537**
23012044	**1537**
23012052	**1537**
23012060	**1537**
23012079	**1537**
23012087	**1537**
23012108	**1537**
23012116	**1537**
23012124	**1537**
23012132	**1537**
23012140	**1537**
23012159	**1537**
23012167	**1537**
23012175	**1537**
23012183	**1537**
23012191	**1537**
23012204	**1537**
23012300	**1537**
23012319	**1537**
23012327	**1537**
23012335	**1537**
23012343	**1537**
23012351	**1537**
23012360	**1537**
23012378	**1537**
23012386	**1537**
23012394	**1537**
23012407	**1537**
23012415	**1537**
23012423	**1537**
23012431	**1537**
23012440	**1537**
23012458	**1537**
2302002	**1162**
2302004	**1162**
2302005	**1162**
2302006	**1162**
2302007	**1162**
2302008	**1162**
2303001	**1162**
2303002	**1162**
2303003	**1162**
2303004	**1162**
2304001	**1162**
2304002	**1162**
2305001	**1162**
2305002	**1162**
2305003	**1162**
2305004	**1162**
2305005	**1162**
2305006	**1162**
2305007	**1162**
2305008	**1162**
2305009	**1162**
2305010	**1162**
2306001	**1162**
2306003	**1162**
2306004	**1162**
2307001	**1162**
2307002	**1162**
2307003	**1162**
2307004	**1162**
2307005	**1162**
2307008	**1162**
2307009	**1162**
2307010	**1162**
2308001	**1162**
2308002	**1162**
2308004	**1162**
2308005	**1162**
2308006	**1162**
2308007	**1162**
2308008	**1162**
2308009	**1162**
2308010	**1162**
2308012	**1162**
2309001	**1162**
2309002	**1162**
2309004	**1162**
230BM10G12	**96**
230BM10G14	**96**
230BM10G18	**96**
230BM10G38	**96**
230BM12G12	**96**
230BM12G14	**96**
230BM12G34	**96**
230BM12G38	**96**
230BM16G12	**96**
230BM16G34	**96**
230BM16G38	**96**
230BM18G1	**96**
230BM22G34	**96**
230BM25G1	**96**
230BM25G34	**96**
230BM32G1	**96**
230BM32G114	**96**
230BM38G112	**96**
230BM38G114	**96**
230BM6G12	**96**
230BM6G14	**96**
230BM6G18	**96**
230BM8G14	**96**
2311001	**1162**
2311002	**1162**
2311003	**1162**
231A0210	**704**
231A0220	**704**
231A0230	**704**
231A0240	**704**
231A0250	**704**
231A0260	**704**
231A0270	**704**
231A0280	**704**
231M10R12	**96**
231M10R14	**96**
231M10R18	**96**
231M10R38	**96**
231M12R12	**96**
231M12R14	**96**
231M12R34	**96**
231M12R38	**96**
231M16R12	**96**
231M16R34	**96**
231M16R38	**96**
231M18R1	**96**
231M18R34	**96**
231M22R34	**96**
231M25R1	**96**
231M25R34	**96**
231M32R1	**96**
231M32R114	**96**
231M38R112	**96**
231M38R114	**96**
231M6R12	**96**
231M6R14	**96**
231M6R18	**96**
231M8R14	**96**
231M8R18	**96**
232-101	**446**
2327R	**1538**
232A0220	**704**
232A0230	**704**
232A0240	**704**
232A0260	**704**
232A0270	**704**
232A0280	**704**
232A0340	**704**
232A0360	**704**
232A0380	**704**
232BM10N14	**96**
232BM10N38	**96**
232BM12N12	**96**
232BM20N12	**96**
232BM20N34	**96**
232BM25N1	**96**
232BM32N114	**96**
232BM38N112	**96**
232BM6N14	**96**
232BM6N18	**96**
232BM8N14	**96**
232F0220	**704**
232F0230	**704**
232F0240	**704**
232F0260	**704**
232F0280	**704**
234 895	**560**
234 904	**560**
234 905	**560**
234 9054	**563**
234 925	**560**
234 945	**559**
234 955	**559**
234 965	**559**
234 970	**560**
234 972	**560**
234 975	**560**
234 985	**559**
234 990	**560**
23493	**1745**
23498	**1745**
235 895	**560**
235 904	**560**
235 905	**560**
235 925	**560**
235 945	**559**
235 955	**559**
235 965	**559**
235 970	**560**
235 972	**560**
235 975	**560**
235 985	**559**
235 990	**560**
2351001	**1162**
2351002	**1162**
2351003	**1162**
2351004	**1162**
2351005	**1162**
2351006	**1162**
2351007	**1162**
2351008	**1162**
2351009	**1162**
2351010	**1162**
2351011	**1162**
2351012	**1162**
2352002	**1162**
2356001	**1162**
238929	**223**
239751	**223**
23KAAK13MPN	**351**
23KAAK17MPN	**351**
23KAAK21MPN	**351**
23KAIW13MPN	**351**
23KAIW17MPN	**351**
23KAIW21MPN	**351**
23KATF06MPN	**351**
23KATF08MPN	**351**
23KATF09MPN	**351**
23KATF10MPN	**351**
23KATF13MPN	**351**
23SFAK10SXN	**351**
23SFAK13SXN	**351**
23SFAK17SXN	**351**
23SFAK21SXN	**351**
23SFIW10SXN	**351**
23SFIW13SXN	**351**
23SFIW17SXN	**351**
23SFIW21SXN	**351**
23SFTF06SXN	**351**
23SFTF08SXN	**351**
23SFTF09SXN	**351**
23SFTF10SXN	**351**
23SFTF13SXN	**351**
2400	**1042**
2401 09	**966**
2401 10	**966**
2401 11	**966**
2401 12	**966**
2401 13	**966**
2401 14	**966**
2401 16	**966**
2401 18	**966**
2401 20	**966**
2402 09	**964**
2402 10	**964**
2402 11	**964**
2402 12	**964**
2402 13	**964**
2402 14	**964**
2402 16	**964**
2406 08	**964**
2406 09	**964**
2406 10	**964**
2406 11	**964**
2406 12	**964**
2406 13	**964**
2406 14	**964**
2406 16	**964**
2406 18	**964**
2406 20	**964**
2413-1	**961**
2413-112	**961**
2413-114	**961**
2413-12	**961**
2413-14	**961**
2413-2	**961**
2413-34	**961**
2413-38	**961**
24-14-2MM	**1421**
242287	**223**
242885	**223**
2436358	**1587**
2436359	**1587**
2440-1	**964**
2440-112	**964**
2440-114	**964**
2440-12	**964**
2440-14	**964**
2440-2	**964**
2440-34	**964**
2440-38	**964**
2445-1	**964**
2445-112	**964**

Code	Page
2445-114	**964**
2445-12	**964**
2445-14	**964**
2445-2	**964**
2445-34	**964**
2445-38	**964**
2447-1	**964**
2447-112	**964**
2447-114	**964**
2447-12	**964**
2447-2	**964**
2447-212	**964**
2447-3	**964**
2447-34	**964**
2447-4	**964**
2450 09	**966**
2450 10	**966**
2450 11	**966**
2450 12	**966**
2450 13	**966**
2450 14	**966**
2450 16	**966**
2451 09	**966**
2451 10	**966**
2451 11	**966**
2451 12	**966**
2451 13	**966**
2451 14	**966**
2451 16	**966**
2453 09	**966**
2453 10	**966**
2453 11	**966**
2453 12	**966**
2453 13	**966**
2453 14	**966**
2453 16	**966**
2453 18	**966**
245R	**1538**
2465321	**660**
24F910	**1647**
24G581	**1647**
24G593	**1647**
24JITS	**80**
24JTN	**80**
24KAAW13MPX	**352**
24KAAW17MPX	**352**
24KAAW21MPX	**352**
24KAIW13MPX	**352**
24KAIW17MPX	**352**
24KAIW21MPX	**352**
24KATF06MPX	**352**
24KATF08MPX	**352**
24KATF10MPX	**352**
24KATF13MPX	**352**
24N2A16A010	**475**
24N2A16A025	**475**
24N2A16A040	**475**
24N2A16A050	**475**
24N2A16A080	**475**
24N2A16A100	**475**
24N2A16A125	**475**
24N2A16A160	**475**
24N2A16A200	**475**
24N2A20A010	**475**
24N2A20A025	**475**
24N2A20A040	**475**
24N2A20A050	**475**
24N2A20A080	**475**
24N2A20A100	**475**
24N2A20A125	**475**
24N2A20A160	**475**
24N2A20A200	**475**
24N2A20A250	**475**
24N2A20A300	**475**
24N2A25A010	**475**
24N2A25A025	**475**
24N2A25A040	**475**
24N2A25A050	**475**
24N2A25A080	**475**
24N2A25A100	**475**
24N2A25A125	**475**
24N2A25A160	**475**
24N2A25A200	**475**
24N2A25A250	**475**
24N2A25A300	**475**
24N2A25A320	**475**
24N2A25A400	**475**
24N2A25A500	**475**
24PA.BARE	**1635**
24PA.KIT1B	**1635**
24PA.KIT1C	**1635**
2501010	**1162**
2501011	**1162**
2501012	**1162**
2501BLACK19	**1589**
2501BLACK25	**1589**
25-200	**1627**
25-201	**1627**
25-203	**1627**
25-204	**1627**
2528R	**1538**
254809	**1763**
254810	**1763**
2570-13	**243**
2570-17	**243**
2570-21	**243**
2570-26	**243**
25FAAK13SPN	**355**
25JMTS	**80**
25KAAK13MPN	**353**
25KAAK17MPN	**353**
25KAAK21MPN	**353**
25KAAW13RVX	**360**
25KAAW17RVX	**360**
25KAIW13MPN	**353**
25KAIW13RVX	**360**
25KAIW17MPN	**353**
25KAIW17RVX	**360**
25KAIW21MPN	**353**
25KAIW21RVX	**360**
25KAKK08MPN	**353**
25KAKK10MPN	**353**
25KAKO08MPN	**353**
25KATF08MPN	**353**
25KATF09BPX6	**358**
25KATF09BPX8	**358**
25KATF09MPN	**353**
25KATF10MPN	**353**
25KATF10RVX	**360**
25KATF13MPN	**353**
25KATF13RVX	**360**
25KATS08MPN	**353**
25KATS10MPN	**353**
25KBAK17BPX	**356**
25KBTF06BPX	**356**
25KDAK13BPNS	**361**
25KDIW13BPNS	**361**
25KDIW21BPNS	**361**
25KDTF08BPNS	**361**
25KSAK13SPN	**359**
25KSTF10SPN	**359**
25KSTF13SPN	**359**
25SBTF10MPX	**356**
25SDAW13MPN	**361**
25SDAW17MPN	**361**
25SDAW21MPN	**361**
25SDIW13MPN	**361**
25SDIW17MPN	**361**
25SDIW21MPN	**361**
25SDTF08MPN	**361**
25SDTF10MPN	**361**
25SDTF13MPN	**361**
25SFAK10SXN	**354**
25SFAK13SXN	**354**
25SFAK17SXN	**354**
25SFAK21SXN	**354**
25SFAW10MXX	**362**
25SFAW13MXX	**362**
25SFAW13MXX8	**358**
25SFAW13RXX	**360**
25SFAW17MXX	**362**
25SFAW17RXX	**360**
25SFAW21MXX	**362**
25SFAW21RXX	**360**
25SFIW10MXX	**362**
25SFIW10SXN	**354**
25SFIW13MXX	**362**
25SFIW13MXX3	**358**
25SFIW13MXX6	**358**
25SFIW13RXX	**360**
25SFIW13SXN	**354**
25SFIW17MXX	**362**
25SFIW17MXX8	**358**
25SFIW17RXX	**360**
25SFIW17SXN	**354**
25SFIW21MXX	**362**
25SFIW21RXX	**360**
25SFIW21SXN	**354**
25SFTF06MXX	**362**
25SFTF06RXX	**360**
25SFTF06SXN	**354**
25SFTF08MXX	**362**
25SFTF08RXX	**360**
25SFTF08SXN	**354**
25SFTF09MXX	**362**
25SFTF09SXN	**354**
25SFTF10MXX	**362**
25SFTF10RXX	**360**
25SFTF10SXN	**354**
25SFTF13MXX	**362**
25SFTF13RXX	**360**
25SFTF13SXN	**354**
25SRTF10SXN	**355**
25SSAK13SXN	**359**
25SSAK17SXN	**359**
25SSAK21SXN	**359**
25SSIW13SXN	**359**
25SSIW17SXN	**359**
25SSTF08SXN	**359**
25SSTF10SXN	**359**
25SSTF13SXN	**359**
25W	**354**
25Y	**354**
26-0021	**1673**
2619969	**544**
265M10U916	**98**
265M12U34	**98**
265M16U78	**98**
265M18U1116	**98**
265M22U1316	**98**
265M25U1516	**98**
265M32U158	**98**
265M38U178	**98**
265M6U716	**98**
265M8U12	**98**
26KAAW10MPX	**362**
26KAAW13MPX	**362**
26KAAW17MPX	**362**
26KAAW21MPX	**362**
26KAIW13MPX	**362**
26KAIW17MPX	**362**
26KAIW21MPX	**362**
26KATF06MPX	**362**
26KATF08MPX	**362**
26KATF09MPX	**362**
26KATF10MPX	**362**
26KATF13MPX	**362**
26KBTF10MPX	**363**
26KEAW13MPN	**364**
26KEAW17MPN	**364**
26KEAW21MPN	**364**
26KEIW13MPN	**364**
26KEIW17MPN	**364**
26KEIW21MPN	**364**
26KETF06MPN	**364**
26KETF08MPN	**364**
26KETF09MPN	**364**
26KETF10MPN	**364**
26KETF13MPN	**364**
26KPAW13APX	**365**
26KPAW17APX	**365**
26KPAW21APX	**365**
26KPIW13APX	**365**
26KPIW17APX	**365**
26KPIW21APX	**365**
26KPTF06APX	**365**
26KPTF08APX	**365**
26KPTF10APX	**365**
26KPTF13APX	**365**
26W	**362**
26Y	**362**
2700	**1042**
27000216	**905**
27000825	**905**
27010216	**905**
27010825	**905**
2702BLACK12	**1589**
2702BLACK19	**1589**
2702BLACK25	**1589**
2702BLACK50	**1589**
2702BLUE12	**1589**
2702BLUE19	**1589**
2702BROWN19	**1589**
2702DGREEN12	**1589**
2702ORANGE19	**1589**
2702ORANGE50	**1589**
2702RED12	**1589**
2702RED19	**1589**
2702RED25	**1589**
2702WHITE19	**1589**
2702YELLGRE19	**1589**
2702YELLOW19	**1589**
2702YELLOW50	**1589**
27070FDPOS	**76**
27072FDPOS	**76**
27073FDPOS	**76**
27074FDPOS	**76**
27075FDPOS	**76**
27076FDPOS	**76**
27077FDPOS	**76**
27079FDPOS	**76**
2721YELLBLACK50	**1589**
2721YELLBLACK75	**1589**
2731R	**1538**
273M10G14	**96**
273M10G38	**96**
273M10R14	**96**
273M10U716	**96**
273M10U916	**96**
273M12G38	**96**
273M12R14	**96**
273M12R38	**96**
273M12U916	**96**
273M16G12	**96**
273M16R12	**96**
273M16U34	**96**
273M18U1116	**96**
273M18U34	**96**
273M20G34	**96**
273M20R12	**96**
273M20R34	**96**
273M22G34	**96**
273M22R34	**96**
273M22U1116	**96**
273M25G1	**96**
273M25R1	**96**
273M25R34	**96**
273M25U1116	**96**
273M25U1516	**96**
273M32G114	**96**
273M32R114	**96**
273M38G112	**96**
273M38R112	**96**
273M6G18	**96**
273M6R18	**96**
273M6U716	**96**
273M8G14	**96**
273M8G18	**96**
273M8R14	**96**
273M8U12	**96**

Code	Page
273M8U716	**96**
275M10N12	**98**
275M10N14	**98**
275M10N18	**98**
275M10N38	**98**
275M10U916	**98**
275M12N12	**98**
275M12N14	**98**
275M12N34	**98**
275M12N38	**98**
275M12U34	**98**
275M16N12	**98**
275M16N34	**98**
275M16N38	**98**
275M16U78	**98**
275M18N1	**98**
275M18N34	**98**
275M18U1116	**98**
275M22N34	**98**
275M22U1316	**98**
275M25N1	**98**
275M25N34	**98**
275M25U1516	**98**
275M32N1	**98**
275M32N114	**98**
275M32U158	**98**
275M38N112	**98**
275M38N114	**98**
275M38U178	**98**
275M6N12	**98**
275M6N14	**98**
275M6N18	**98**
275M6U716	**98**
275M8N14	**98**
275M8N18	**98**
275M8U12	**98**
276M10N14	**96**
276M10N38	**96**
276M12N38	**96**
276M16N12	**96**
276M20N12	**96**
276M20N34	**96**
276M22N34	**96**
276M25N1	**96**
276M25N34	**96**
276M32N114	**96**
276M38N112	**96**
276M6N14	**96**
276M6N18	**96**
276M8N14	**96**
276M8N18	**96**
27KAAK13MPN	**366**
27KAAK17MPN	**366**
27KAAK21MPN	**366**
27KAAK26MPN	**366**
27KAIW13MPN	**366**
27KAIW17MPN	**366**
27KAIW21MPN	**366**
27KAIW26MPN	**366**
27KATF06MPN	**366**
27KATF09MPN	**366**
27KATF10MPN	**366**
27KATF13MPN	**366**
27KATF16MPN	**366**
27KATF19MPN	**366**
27KBTF19BPX	**367**
27SBAK26MPX	**367**
2800100005AP	**532**
2800100010AP	**532**
2800100015AP	**532**
2800100020AP	**532**
2800100025AP	**532**
2800100040AP	**532**
2800100050AP	**532**
28002	**1500**
2800200005XP	**532**
2800200010XP	**532**
2800200015XP	**532**
2800200020XP	**532**
2800200025XP	**532**
2800200040XP	**532**
2800200050XP	**532**
2800250005XP	**532**
2800250010XP	**532**
2800250015XP	**532**
2800250020XP	**532**
2800250025XP	**532**
2800250040XP	**532**
2800250050XP	**532**
28003	**1500**
2800320005CP	**532**
2800320010CP	**532**
2800320015CP	**532**
2800320020CP	**532**
2800320025CP	**532**
2800320040CP	**532**
2800320050CP	**532**
2800400005CP	**532**
2800400010CP	**532**
2800400015CP	**532**
2800400020CP	**532**
2800400025CP	**532**
2800400040CP	**532**
2800400050CP	**532**
2800500005CP	**532**
2800500010CP	**532**
2800500015CP	**532**
2800500020CP	**532**
2800500025CP	**532**
2800500040CP	**532**
2800500050CP	**532**
2800630005CP	**532**
2800630010CP	**532**
2800630015CP	**532**
2800630020CP	**532**
2800630025CP	**532**
2800630040CP	**532**
2800630050CP	**532**
28008	**1500**
2800800005AP	**532**
2800800010AP	**532**
2800800015AP	**532**
2800800020AP	**532**
2800800025AP	**532**
2800800040AP	**532**
2800800050AP	**532**
2800A-00	**227**
28011	**1500**
28012	**1500**
28013	**1500**
28015	**1498**
28016	**1498**
28017	**1498**
28019	**1498**
28020	**1498**
28021	**1498**
28022	**1498**
28027	**1498**
28028	**1498**
28029	**1498**
28032	**1498**
28033	**1498**
28034	**1499**
28035	**1499**
28036	**1499**
28038	**1499**
28042	**1500**
28043	**1499**
28049	**1499**
28050	**1499**
28051	**1499**
2810-0036-10	**1087**
2810-0038-10	**1087**
2810-0141-00	**1087**
2810-0148-00	**1087**
2810-0540-80	**1087**
2810-0641-00	**1087**
2810-8028-00	**1087**
2811-0025-80	**1085**
2811-0045-00	**1087**
2811-1002-80	**1085**
2811-1003-80	**1086**
2811-1005-80	**1086**
2811-1006-80	**1085**
2811-1008-80	**1086**
2811-1017-80	**1085**
2811-1022-20	**1087**
2811-1023-80	**1085**
2811-1025-80	**1085**
2811-1028-00	**1087**
2811-1051-81	**1086**
2811-1067-05	**1085**
2811-1152-81	**1086**
2811-2002-80	**1085**
2811-2003-80	**1086**
2811-2004-80	**1086**
2811-2005-80	**1086**
2811-2006-80	**1085**
2811-2008-80	**1086**
2811-2011-80	**1086**
2811-2022-20	**1087**
2811-2023-80	**1085**
2811-2051-81	**1086**
2811-2067-05	**1085**
2811-2108-80	**1086**
2811-2110-80	**1086**
2811-2117-80	**1085**
2811-2121-80	**1085**
2811-2217-80	**1085**
2811-2252-81	**1086**
2811-4000-05	**1085**
2811-4002-80	**1085**
2811-4003-80	**1086**
2811-4004-80	**1086**
2811-4005-80	**1086**
2811-4006-80	**1085**
2811-4022-20	**1087**
2811-4051-81	**1086**
2811-4107-80	**1086**
2811-4110-80	**1086**
2811-4207-80	**1086**
2811-4208-80	**1086**
2811-4221-80	**1085**
2811-4417-80	**1085**
2811-4452-81	**1086**
2811-5002-80	**1085**
2811-5003-80	**1086**
2811-5006-80	**1085**
2811-5208-80	**1086**
2811-5417-80	**1085**
2811-5517-80	**1085**
2811-6003-80	**1086**
2811-6028-00	**1087**
2811-6517-80	**1085**
2811-6617-80	**1085**
2811-7717-80	**1085**
281A0211	**1413**
281A0221	**1413**
281A0311	**1413**
281A0321	**1413**
281A0411	**1413**
281A0421	**1413**
281A0511	**1413**
281A0611	**1413**
281A0911	**1413**
2831R	**1538**
284 870	**560**
285 870	**560**
285M10N12	**97**
285M12N18	**97**
285M16N14	**97**
285M18N18	**97**
285M22N14	**97**
285M25N38	**97**
285M32N12	**97**
285M38N14	**97**
285M6N18	**97**
285M8N14	**97**
289M10U916	**100**
289M12U34	**100**
289M16U78	**100**
289M22U1316	**100**
289M25U1516	**100**
289M32U158	**100**
289M38U178	**100**
289M6U716	**100**
289M8U12	**100**
28BPEX-10X3L	**882**
28PHA01	**1149**
28PHA04	**1149**
28PHA05	**1149**
28PHA06	**1149**
28PHA08	**1149**
28PHA09	**1149**
28PHA10	**1149**
28PHA11	**1149**
28PHA12	**1149**
28PHA13	**1149**
28PHA14	**1149**
28PHA15	**1149**
28PHA16	**1149**
28PHA17	**1149**
28PHA18	**1149**
28PHA18A	**1149**
28PHA19	**1149**
28PHA20	**1149**
28PHA21	**1149**
28PHA22	**1149**
28PHA22A	**1149**
28PHA23	**1149**
28PHA24	**1149**
28PHA25B1	**1149**
28PHA25C	**1149**
28PHA25D	**1149**
28PHA25E	**1149**
28PHA25F	**1149**
28PHA38	**1149**
28PHA39	**1149**
28PHA40	**1149**
28PHA40A	**1149**
28PHA40B	**1149**
28PHA40C	**1149**
28PHA41A	**1149**
28PHA41B	**1149**
28PHA42	**1149**
28PHA42A	**1149**
28PHA42B	**1149**
28PHA43	**1149**
28PHA43A	**1149**
28PHA44	**1149**
28PHA45A	**1149**
28PHA45B	**1149**
28PHA45C	**1149**
28PHA46	**1149**
28PHA47A	**1149**
28PHA47B	**1149**
28PHA47BC	**1149**
28PHA47C	**1149**
28PHA47D	**1149**
28PHA50	**1149**
28PHA51	**1149**
28PHA52	**1149**
28PHA53	**1149**
28PHA53B	**1149**
28PHA53C	**1149**
28PHA54	**1149**
28PHA55	**1149**
28PHLA01	**1149**
28PHLA02	**1149**
28PHLB03	**1149**
28PHLB05	**1149**
28PHLB06	**1149**
28PHLB07	**1149**
28PHLB08	**1149**
28PHLB09A	**1149**
28PHM01A	**1149**
28PHM03	**1149**
28PHM04B	**1149**
28PHM05	**1149**
28PHM06	**1149**

Code	Page
28PHM07	**1149**
28PHM08	**1149**
28PHM09A	**1149**
28PHMR04B	**1149**
28PHMR04C	**1149**
28PHMR05	**1149**
28PHMR06	**1149**
28PHMR08	**1149**
28PHMR09	**1149**
28PHMR10	**1149**
2900100005AP	**533**
2900100010AP	**533**
2900100015AP	**533**
2900100020AP	**533**
2900100025AP	**533**
2900100040AP	**533**
2900100050AP	**533**
2900200005XP	**533**
2900200010XP	**533**
2900200015XP	**533**
2900200020XP	**533**
2900200025XP	**533**
2900200040XP	**533**
2900200050XP	**533**
2900250005XP	**533**
2900250010XP	**533**
2900250015XP	**533**
2900250020XP	**533**
2900250025XP	**533**
2900250040XP	**533**
2900250050XP	**533**
2900320005CP	**533**
2900320010CP	**533**
2900320015CP	**533**
2900320020CP	**533**
2900320025CP	**533**
2900320040CP	**533**
2900320050CP	**533**
2900400005CP	**533**
2900400010CP	**533**
2900400015CP	**533**
2900400020CP	**533**
2900400025CP	**533**
2900400040CP	**533**
2900400050CP	**533**
2900500005CP	**533**
2900500010CP	**533**
2900500015CP	**533**
2900500020CP	**533**
2900500025CP	**533**
2900500040CP	**533**
2900500050CP	**533**
2900630005CP	**533**
2900630010CP	**533**
2900630015CP	**533**
2900630020CP	**533**
2900630025CP	**533**
2900630040CP	**533**
2900630050CP	**533**
2900800005AP	**533**
2900800010AP	**533**
2900800015AP	**533**
2900800020AP	**533**
2900800025AP	**533**
2900800040AP	**533**
2900800050AP	**533**
2903BLACKBLACK50	**1589**
2903BLACKBLACK75	**1589**
2931678	**1050**
2931681	**1050**
2931682	**1050**
2931683	**1050**
29500FDPOS	**77**
29501FDPOS	**77**
29502FDPOS	**77**
29503FDPOS	**77**
29505FDPOS	**77**
29506FDPOS	**77**
29507FDPOS	**77**
29508FDPOS	**77**
29509FDPOS	**77**
2-971-02-02-004	**271**
2-971-02-04-004	**271**
2-971-03-02-001	**271**
2-971-04-02-001	**271**
2-971-04-04-001	**271**
2-971-09-02-001	**271**
2-971-10-02-001	**271**
2-971-10-04-001	**271**
2-971-12-02-001	**271**
2-971-12-04-001	**271**
2-971-13-00-001	**271**
2-971-13-04-001	**271**
2-971-15-00-001	**271**
2-971-15-04-001	**271**
2-971-19-02-001	**271**
2-971-19-04-001	**271**
2-971-20-02-001	**271**
2-971-20-04-001	**271**
2-971-21-02-001	**271**
2-971-21-04-001	**271**
2-971-22-02-001	**271**
2-971-22-04-001	**271**
2-971-23-02-001	**271**
2-971-23-04-001	**271**
2-971-24-02-001	**271**
2-971-24-04-001	**271**
2-971-25-02-001	**271**
2-971-25-04-001	**271**
2-971-26-00-001	**271**
2-971-26-04-001	**271**
2-971-27-00-001	**271**
2-971-27-04-001	**271**
2-971-33-00-001	**271**
2-971-33-04-001	**271**
2-971-41-02-001	**271**
2-971-41-04-001	**271**
2-971-44-02-001	**271**
2-971-44-04-001	**271**
2-971-45-02-001	**271**
2-971-45-04-001	**271**
2-971-46-02-001	**271**
2-971-46-04-001	**271**
2-971-48-02-001	**271**
2-971-48-04-001	**271**
2-971-50-02-001	**271**
2-971-50-04-001	**271**
2-971-54-02-001	**271**
2-971-54-04-001	**271**
2-971-57-02-001	**271**
2-971-57-04-001	**271**
2-971-58-02-001	**271**
2-971-58-04-001	**271**
2-971-75-00-001	**271**
2-971-75-04-001	**271**
29963	**1746**
299M10	**100**
299M12	**100**
299M16	**100**
299M20	**100**
299M22	**100**
299M25	**100**
299M32	**100**
299M38	**100**
299M6	**100**
299M8	**100**
29PHA27	**1149**
29PHA28	**1149**
29PHA29	**1149**
29PHA30	**1149**
29PHA31	**1149**
29PHA32A	**1149**
29PHA33	**1149**
29PHA34	**1149**
29PHA35	**1149**
29PHA36	**1149**
29PHA37	**1149**
2A-MS	**1517**
2A-MS-BOX	**1517**
2A-SS	**1517**
2B0202	**61**
2B0204	**61**
2B0206	**61**
2B0402	**61**
2B0404	**61**
2B0406	**61**
2B0408	**61**
2B0412	**61**
2B0602	**61**
2B0604	**61**
2B0606	**61**
2B0608	**61**
2B0610	**61**
2B0612	**61**
2B0616	**61**
2B0804	**61**
2B0806	**61**
2B0808	**61**
2B0810	**61**
2B0812	**61**
2B0816	**61**
2B1004	**61**
2B1006	**61**
2B1008	**61**
2B1010	**61**
2B1012	**61**
2B1204	**61**
2B1206	**61**
2B1208	**61**
2B1210	**61**
2B1212	**61**
2B1216	**61**
2B1220	**61**
2B1224	**61**
2B1606	**61**
2B1608	**61**
2B1612	**61**
2B1616	**61**
2B1620	**61**
2B1624	**61**
2B1632	**61**
2B2008	**61**
2B2012	**61**
2B2016	**61**
2B2020	**61**
2B2024	**61**
2B2416	**61**
2B2420	**61**
2B2424	**61**
2B2432	**61**
2B3224	**61**
2B3232	**61**
2BJ0207	**74**
2BJ0407	**74**
2BJ0408	**74**
2BJ0409	**74**
2BJ0412	**74**
2BJ0607	**74**
2BJ0608	**74**
2BJ0609	**74**
2BJ0612	**74**
2BJ0614	**74**
2BJ0807	**74**
2BJ0808	**74**
2BJ0809	**74**
2BJ0812	**74**
2BJ0814	**74**
2BJ0817	**74**
2BJ1012	**74**
2BJ1014	**74**
2BJ1017	**74**
2BJ1212	**74**
2BJ1214	**74**
2BJ1217	**74**
2BJ1219	**74**
2BJ1221	**74**
2BJ1617	**74**
2BJ1619	**74**
2BJ1621	**74**
2BJ1626	**74**
2BJ2021	**74**
2BJ2026	**74**
2BJ3230	**74**
2BM0412	**61**
2BM0414	**61**
2BM0416	**61**
2BM0418	**61**
2BM0614	**61**
2BM0616	**61**
2BM0618	**61**
2BM0620	**61**
2BM0622	**61**
2BM0816	**61**
2BM0818	**61**
2BM0820	**61**
2BM0822	**61**
2BM0824	**61**
2BM0826	**61**
2BM1022	**61**
2BM1222	**61**
2BMF0404-10000	**1649**
2BMF0404-1500	**1649**
2BMF0404-4000	**1649**
2BMF0404-600	**1649**
2F01000	**865**
2F01001	**865**
2F01002	**865**
2F01003	**865**
2F01007	**865**
2F01008	**865**
2F01009	**865**
2F01010	**865**
2F01011	**865**
2F01012	**865**
2F01013	**865**
2F01022	**865**
2F01C02	**865**
2F01C07	**865**
2F01C08	**865**
2F01C09	**865**
2F01C10	**865**
2F01C11	**865**
2F01C13	**865**
2F01C14	**865**
2F02001	**866**
2F02005	**866**
2F02006	**866**
2F02007	**866**
2F02008	**866**
2F02011	**866**
2F03001	**865**
2F03003	**865**
2F03004	**865**
2F03005	**865**
2F04001	**866**
2F04003	**866**
2F04004	**866**
2F04005	**866**
2F05001	**865**
2F05003	**865**
2F05004	**865**
2F05005	**865**
2F06000	**866**
2F06001	**866**
2F06002	**866**
2F06003	**866**
2F06007	**866**
2F06008	**866**
2F06009	**866**
2F06010	**866**
2F06011	**866**
2F06012	**866**
2F06013	**866**
2F11001	**866**
2F11003	**866**
2F11004	**866**
2F11005	**866**
2F31001	**866**
2F31002	**866**
2F31003	**866**

Code	Page
2F31007	**866**
2F31008	**866**
2F31009	**866**
2F31010	**866**
2F31011	**866**
2F31012	**866**
2F31013	**866**
2F31014	**866**
2F31015	**866**
2F31C02	**866**
2F31C03	**866**
2F31C08	**866**
2F31C09	**866**
2F31C10	**866**
2F31C11	**866**
2F31C12	**866**
2F31C13	**866**
2F31C14	**866**
2F32002	**866**
2F32008	**866**
2F32009	**866**
2F32010	**866**
2F32011	**866**
2F32012	**866**
2F32013	**866**
2F32014	**866**
2F39C02	**866**
2F39C08	**866**
2F39C09	**866**
2F39C10	**866**
2F39C11	**866**
2F39C12	**866**
2F39C13	**866**
2G-12G-MF-A-10K	**91**
2G-12G-MM-10K	**90**
2G-12N-MM-10K	**90**
2G-16G-MM-10K	**90**
2G-16N-MM-10K	**90**
2G-2G-MF-A-10K	**91**
2G-2G-MM-10K	**90**
2G-2N-MM-10K	**90**
2G-4G-MF-A-10K	**91**
2G-4G-MM-10K	**90**
2G-4J-MM-10K	**90**
2G-4N-MM-10K	**90**
2G-6G-MF-A-10K	**91**
2G-6G-MM-10K	**90**
2G-6J-MM-10K	**90**
2G-6N-MM-10K	**90**
2G-8G-MF-A-10K	**91**
2G-8G-MM-10K	**90**
2G-8N-MM-10K	**90**
2G-C-10K	**94**
2G-E-FF-10K	**93**
2G-E-MF-10K	**93**
2G-E-MM-10K	**92**
2G-P-10K	**94**
2G-T-FF-10K	**94**
2G-T-MM-10K	**93**
2J0707	**75**
2J0709	**75**
2J0712	**75**
2J0714	**75**
2J0808	**75**
2J0809	**75**
2J0907	**75**
2J0908	**75**
2J0909	**75**
2J0912	**75**
2J0914	**75**
2J1209	**75**
2J1212	**75**
2J1214	**75**
2J1217	**75**
2J1412	**75**
2J1414	**75**
2J1417	**75**
2J1712	**75**
2J1714	**75**
2J1717	**75**
2J1721	**75**
2J1919	**75**
2J2126	**75**
2J2626	**75**
2J2630	**75**
2JB0702	**75**
2JB0704	**75**
2JB0706	**75**
2JB0708	**75**
2JB0804	**75**
2JB0806	**75**
2JB0808	**75**
2JB0904	**75**
2JB0906	**75**
2JB1206	**75**
2JB1208	**75**
2JB1210	**75**
2JB1212	**75**
2JB1406	**75**
2JB1408	**75**
2JB1410	**75**
2JB1412	**75**
2JB1712	**75**
2JB2116	**75**
2JB2620	**75**
2J-E-FF-10K	**93**
2J-T-FF-10K	**94**
2L01000	**868**
2L01001	**868**
2L01002	**868**
2L01003	**868**
2L01007	**868**
2L01008	**868**
2L01009	**868**
2L01010	**868**
2L01011	**868**
2L01012	**868**
2L01013	**868**
2L01018	**868**
2L01C02	**868**
2L01C07	**868**
2L01C08	**868**
2L01C09	**868**
2L01C10	**868**
2L01C11	**868**
2L02001	**868**
2L02002	**868**
2L02005	**868**
2L02006	**868**
2L02007	**868**
2L02008	**868**
2L02009	**868**
2L02010	**868**
2L02011	**868**
2L02012	**868**
2L03001	**868**
2L03003	**868**
2L03004	**868**
2L03005	**868**
2L03301	**868**
2L03302	**868**
2L03303	**868**
2L03304	**868**
2L03305	**868**
2L03306	**868**
2L03307	**868**
2L03308	**868**
2L04001	**868**
2L04003	**868**
2L04004	**868**
2L04005	**868**
2L05001	**868**
2L05003	**868**
2L05004	**868**
2L05005	**868**
2L07004	**869**
2L08002	**869**
2L08004	**869**
2L08006	**869**
2L08007	**869**
2L08008	**869**
2L10001	**821**
2L10003	**821**
2L10004	**821**
2L10005	**821**
2L10006	**821**
2L11001	**868**
2L11003	**868**
2L11004	**868**
2L11005	**868**
2L11301	**868**
2L11302	**868**
2L11303	**868**
2L11304	**868**
2L11305	**868**
2L11306	**868**
2L11307	**868**
2L11308	**868**
2L21001	**821**
2L21003	**821**
2L21004	**821**
2L22001	**821**
2L22003	**821**
2L22004	**821**
2L23005	**821**
2L23006	**821**
2L23402	**821**
2L23403	**821**
2L23406	**821**
2L23407	**821**
2L23409	**821**
2L23410	**821**
2L23412	**821**
2L24004	**822**
2L24005	**822**
2L24006	**822**
2L25003	**822**
2L25004	**822**
2L25005	**822**
2L25008	**822**
2L25009	**822**
2L31001	**869**
2L31002	**869**
2L31003	**869**
2L31007	**869**
2L31008	**869**
2L31009	**869**
2L31010	**869**
2L31011	**869**
2L31012	**869**
2L31013	**869**
2L31014	**869**
2L31C02	**869**
2L31C03	**869**
2L31C08	**869**
2L31C09	**869**
2L31C10	**869**
2L31C11	**869**
2L31C12	**869**
2L31C13	**869**
2L31C14	**869**
2L32002	**869**
2L32003	**869**
2L32008	**869**
2L32009	**869**
2L32010	**869**
2L32011	**869**
2L32012	**869**
2L32013	**869**
2L32014	**869**
2L34001	**821**
2L34002	**821**
2L34003	**821**
2L34006	**821**
2L34007	**821**
2L34008	**821**
2L34009	**821**
2L34010	**821**
2L34011	**821**
2L34013	**821**
2L34014	**821**
2L34016	**821**
2L34017	**821**
2L34F01	**821**
2L34F05	**821**
2L34F06	**821**
2L34F07	**821**
2L34F08	**821**
2L34F09	**821**
2L34F10	**821**
2L35001	**821**
2L35002	**821**
2L35003	**821**
2L35006	**821**
2L35007	**821**
2L35008	**821**
2L35009	**821**
2L35010	**821**
2L35011	**821**
2L35013	**821**
2L35014	**821**
2L35016	**821**
2L35017	**821**
2L39C02	**869**
2L39C08	**869**
2L39C09	**869**
2L39C10	**869**
2L39C11	**869**
2L39C13	**869**
2L40003	**868**
2L40004	**868**
2L42001	**822**
2L42002	**822**
2L42004	**822**
2L42005	**822**
2L43001	**822**
2L43002	**822**
2L43003	**822**
2L43008	**822**
2L43009	**822**
2L46001	**822**
2L46002	**822**
2L46003	**822**
2L46004	**822**
2M1414	**62**
2M1616	**62**
2M1618	**62**
2M1818	**62**
2M2020	**62**
2M2022	**62**
2M2218	**62**
2M2220	**62**
2M2222	**62**
2MB1204	**62**
2MB1404	**62**
2MB1406	**62**
2MB1604	**62**
2MB1606	**62**
2MB1608	**62**
2MB1612	**62**
2MB1806	**62**
2MB1808	**62**
2MB2006	**62**
2MB2008	**62**
2MB2012	**62**
2MB2208	**62**
2MB2212	**62**
2MB2606	**62**
2MB3008	**62**
2-MS	**1517**
2-MS-BOX	**1517**
2N-12N-FF-10K	**92**
2N-12N-MF-A-10K	**91**
2N-16N-FF-10K	**92**
2N-2J-MM-10K	**90**
2N-2N-FF-10K	**92**
2N-2N-MF-A-10K	**91**
2N-2N-MM-10K	**90**
2N-4J-MM-10K	**90**
2N-4N-FF-10K	**92**

Code	Page
2N-4N-MF-A-10K	**91**
2N-4N-MM-10K	**90**
2N-6N-FF-10K	**92**
2N-6N-MF-A-10K	**91**
2N-8N-FF-10K	**92**
2N-8N-MF-A-10K	**91**
2N-C-10K	**94**
2N-E-10K	**93**
2N-E-MF-10K	**93**
2N-E-MM-10K	**92**
2N-P-10K	**94**
2N-T-10K	**94**
2N-T-MM-10K	**93**
2N-X-10K	**94**
2-ORING	**108**
2PWLA-38B	**1678**
2PWLA-38N	**1678**
2PWLA-K-F-38B	**1678**
2PWLA-K-F-38N	**1678**
2PWLA-K-K-38B	**1678**
2PWLA-K-K-38N	**1678**
2PWLA-K-M-38B	**1678**
2PWLA-K-M-38N	**1678**
2SC-04-100	**9**
2SC-06-100	**9**
2SC-08-100	**9**
2SC-12-100	**9**
2SC-16-100	**9**
2-SS	**1517**
2X-MS	**1517**
2X-MS-BOX	**1517**
2X-SS	**1517**
3	
3/4-ORING	**108**
3/8-BLACK-CUFF	**1678**
3/8-BLUE-CUFF	**1678**
300/V	**1224**
30-028	**1673**
3005-2	**311**
3005-3	**311**
3009-2	**311**
3009-3	**311**
301-0038-0000	**1440**
301-0050-0000	**1440**
301-0065-0000	**1440**
301-0075-0000	**1440**
301-0100-0000	**1440**
301-0125-0000	**1440**
301-0150-0000	**1440**
301-0160-0000	**1440**
3010-2	**311**
301-0200-0000	**1440**
301-0225-0000	**1440**
301-0250-0000	**1440**
3010-3	**311**
301-0300-0000	**1440**
302/V	**1224**
3022829	**1050**
3022833	**1050**
3022834	**1050**
3022835	**1050**
3025-1	**1175**
3025-1/2	**1175**
3025-1/4	**1175**
3025-1/8	**1175**
3025-3/4	**1175**
3025-3/8	**1175**
3026-1/2	**1175**
3026-1/4	**1175**
3026-1/8	**1175**
3026-3/4	**1175**
3026-3/8	**1175**
303/V	**1224**
303M10U1116	**100**
303M10U1316	**100**
303M10U1516	**100**
303M10U34	**100**
303M10U78	**100**
303M12U1116	**100**
303M12U1516	**100**
303M12U178	**100**
303M16U1316	**100**
303M16U1516	**100**
303M18U1516	**100**
303M18U158	**100**
303M18U178	**100**
303M25U158	**100**
303M25U178	**100**
303M6U1116	**100**
303M6U1516	**100**
303M6U34	**100**
303M6U716	**100**
303M6U78	**100**
304/V	**1224**
3040-10-1/2	**1145**
3040-10-1/4	**1145**
3040-10-1/8	**1145**
3040-10-3/8	**1145**
3040-12-1/2	**1145**
3040-12-1/4	**1145**
3040-12-3/8	**1145**
3040-14-1/2	**1145**
3040-14-3/8	**1145**
3040-15-1/2	**1145**
3040-16-1/2	**1145**
3040-16-3/4	**1145**
3040-16-3/8	**1145**
3040-17-1/2	**1145**
3040-17-3/8	**1145**
3040-18-1/2	**1145**
3040-18-3/4	**1145**
3040-18-3/8	**1145**
3040-20-1/2	**1145**
3040-20-3/4	**1145**
3040-20-3/8	**1145**
3040-25-1	**1145**
3040-25-3/4	**1145**
3040-4-1/8	**1145**
3040-6-1/4	**1145**
3040-6-1/8	**1145**
3040-7-1/4	**1145**
3040-7-1/8	**1145**
3040-8-1/4	**1145**
3040-8-1/8	**1145**
3040-8-3/8	**1145**
3040-9-1/2	**1145**
3040-9-1/4	**1145**
3040-9-1/8	**1145**
3040-9-3/8	**1145**
3045-12-1/2	**1145**
3045-12-1/4	**1145**
3045-12-3/8	**1145**
3045-15-1/2	**1145**
3045-17-1/2	**1145**
3045-17-3/8	**1145**
3045-4.5-M5	**1145**
3045-4-1/8	**1145**
3045-6-1/4	**1145**
3045-6-1/8	**1145**
3045-7-1/4	**1145**
3045-7-1/8	**1145**
3045-8-1/4	**1145**
3045-8-1/8	**1145**
3045-9-1/2	**1145**
3045-9-1/4	**1145**
3045-9-1/8	**1145**
3045-9-3/8	**1145**
305.11.00	**599**
305.11.01L	**599**
305.11.02L	**599**
305.11.03L	**599**
305.M1	**599**
305.M1/1	**599**
305/V	**1224**
3050-2	**311**
3050-3	**311**
30550A3	**1660**
3055-6-1/4	**1145**
3055-6-1/8	**1145**
3055-9-1/4	**1145**
3060-1	**1172**
3060-1/2	**1172**
3060-1/4	**1172**
3060-1/8	**1172**
3060-3/4	**1172**
3060-3/8	**1172**
3060-M5	**1172**
307/V	**1224**
307M10N12	**98**
307M10N14	**98**
307M10N18	**98**
307M10N38	**98**
307M12N12	**98**
307M12N14	**98**
307M12N34	**98**
307M12N38	**98**
307M16N12	**98**
307M16N34	**98**
307M16N38	**98**
307M18N1	**98**
307M18N34	**98**
307M22N34	**98**
307M25N1	**98**
307M25N34	**98**
307M32N1	**98**
307M32N114	**98**
307M38N112	**98**
307M38N114	**98**
307M6N12	**98**
307M6N14	**98**
307M6N18	**98**
307M8N14	**98**
307M8N18	**98**
307R	**1538**
30800220	**1464**
30800230	**1464**
30800420	**1464**
30800430	**1464**
30800783	**1464**
30800883	**1464**
30800983	**1464**
30801083	**1464**
30801183	**1464**
30801283	**1464**
30801383	**1464**
30801883	**1464**
30802183	**1464**
30802283	**1464**
30804686	**1465**
30804881	**1465**
30804886	**1465**
30804981	**1465**
30805081	**1465**
30810284	**1465**
30810384	**1465**
30810484	**1465**
30810584	**1465**
30810684	**1465**
30810884	**1465**
30811284	**1465**
30811484	**1465**
30811584	**1465**
30811684	**1465**
30811784	**1465**
30811884	**1465**
30812184	**1465**
30812284	**1465**
30813284	**1465**
30813384	**1465**
30813484	**1465**
30813584	**1465**
30813684	**1465**
30814584	**1465**
30817384	**1465**
30817484	**1465**
308M10G14	**99**
308M10G38	**99**
308M12G12	**99**
308M12G14	**99**
308M12G34	**99**
308M12G38	**99**
308M16G12	**99**
308M16G14	**99**
308M16G34	**99**
308M16G38	**99**
308M20G12	**99**
308M20G34	**99**
308M22G1	**99**
308M22G12	**99**
308M22G34	**99**
308M25G1	**99**
308M25G34	**99**
308M32G1	**99**
308M32G114	**99**
308M38G112	**99**
308M38G114	**99**
308M6G14	**99**
308M6G18	**99**
308M8G14	**99**
308M8G18	**99**
309M10N12	**99**
309M10N14	**99**
309M10N18	**99**
309M10N38	**99**
309M12N12	**99**
309M12N14	**99**
309M12N34	**99**
309M12N38	**99**
309M16N12	**99**
309M16N34	**99**
309M16N38	**99**
309M18N1	**99**
309M18N34	**99**
309M22N34	**99**
309M25N1	**99**
309M25N34	**99**
309M32N1	**99**
309M32N114	**99**
309M38N112	**99**
309M38N114	**99**
309M6N12	**99**
309M6N14	**99**
309M6N18	**99**
309M8N14	**99**
309M8N18	**99**
30JMTS	**80**
30KAAW13SPN	**369**
30KAAW17SPN	**369**
30KAAW21SPN	**369**
30KAIW13SPN	**369**
30KAIW17SPN	**369**
30KAIW21SPN	**369**
30KATF08SPN	**369**
30KATF10SPN	**369**
30SFAW13SXN	**369**
30SFAW17SXN	**369**
30SFAW21SXN	**369**
30SFIW13SXN	**369**
30SFIW17SXN	**369**
30SFIW21SXN	**369**
30SFTF06SXN	**369**
30SFTF08SXN	**369**
30SFTF10SXN	**369**
30SFTF13SXN	**369**
31/2-ORING	**108**
31020	**1742**
31025	**1742**
31030	**1742**
31095	**1742**
310M10U916	**99**
310M12U34	**99**
310M16U78	**99**
310M18U1116	**99**
310M22U1316	**99**
310M25U1516	**99**
310M32U158	**99**
310M38U178	**99**
310M6U716	**99**
310M8U12	**99**
3110	**490**

Code	Page
31100	**1742**
31105	**1742**
3111	**490**
31120	**1742**
31125	**1742**
31130	**1742**
312/V	**1224**
312M10U916	**99**
312M12U34	**99**
312M16U78	**99**
312M18U1116	**99**
312M22U1316	**99**
312M25U1516	**99**
312M32U158	**99**
312M38U178	**99**
312M6U716	**99**
312M8U12	**99**
3132FO	**1681**
3132PG	**1681**
3134R	**1538**
31427	**61**
31429	**61**
31433	**61**
31434	**61**
314M10U916	**99**
314M12U34	**99**
314M16U78	**99**
314M18U1116	**99**
314M22U1316	**99**
314M25U1516	**99**
314M32U158	**99**
314M38U178	**99**
314M6U716	**99**
314M8U12	**99**
3160BLACK100	**1589**
3160BLACK50	**1589**
3160BLACK75	**1589**
3160SILVER100	**1589**
3160SILVER50	**1589**
3160WHITE100	**1589**
3160WHITE50	**1589**
31630-AA	**1583**
31631-AD	**1581**
31803	**1746**
3195E	**1682**
31970-AA	**1581**
31971-AA	**1581**
31972-AA	**1581**
31-PEIND	**259**
320103-000	**1600**
3206001	**679**
3206002	**679**
3206003	**679**
3206004	**679**
320M10U916	**99**
320M12U34	**99**
320M16U78	**99**
320M18U1116	**99**
320M22U1316	**99**
320M25U1516	**99**
320M32U158	**99**
320M38U178	**99**
320M6U716	**99**
320M8U12	**99**
321K3106-230AC	**1038**
321K3106-24DC	**1038**
321K3306-230AC	**1038**
321K3306-24DC	**1038**
321K3506-230AC	**1038**
321K3506-24DC	**1038**
321K3606-230AC	**1038**
321K3606-24DC	**1038**
321K3706-230AC	**1038**
321K3706-24DC	**1038**
32-2110AR	**513**
322K4106-24DC	**1038**
322K4506-230AC	**1038**
322K4506-24DC	**1038**
322K4606-230AC	**1038**
322K4606-24DC	**1038**
3237FM	**1682**
3270PP	**1682**
32933	**1745**
32975	**1745**
32985	**1745**
330-0038-0000	**1442**
330-0038-1002	**1440**
330-0050-0000	**1442**
330-0050-1002	**1440**
330-0065-0000	**1442**
330-0065-1002	**1440**
330-0075-0000	**1442**
330-0075-1002	**1440**
330-0100-0000	**1442**
330-0100-1002	**1440**
330-0125-0000	**1442**
330-0125-1002	**1440**
330-0150-0000	**1442**
330-0150-1002	**1440**
330-0160-1002	**1440**
330-0200-0000	**1442**
330-0200-1002	**1440**
330-0225-1002	**1440**
330-0250-1002	**1440**
330-0300-1002	**1440**
330-0350-1002	**1440**
330-0400-1002	**1440**
33055	**1746**
331.01.04.18	**629**
331.01.06.14	**629**
331.01.06.18	**629**
331.01.08.14	**629**
331.01.08.18	**629**
331.01.10.38	**629**
331.01.12.12	**629**
331.01.12.38	**629**
331.02.04.18	**629**
331.02.06.14	**629**
331.02.06.18	**629**
331.02.08.14	**629**
331.02.08.18	**629**
331.02.10.38	**629**
331.02.12.12	**629**
331.02.12.38	**629**
331.05.04	**629**
331.05.06	**629**
331.05.08	**629**
331.05.10	**629**
331.05.12	**629**
333-0050-0007	**1441**
333-0065-0007	**1441**
333-0075-0007	**1441**
333-0080-0007	**1441**
333-0100-0007	**1441**
333-0125-0007	**1441**
333-0150-0007	**1441**
333-0160-0007	**1441**
333-0180-0007	**1441**
333-0200-0007	**1441**
333-0250-0007	**1441**
334 011 02	**594**
334 011 02 U72	**594**
334 011 02 U73	**594**
334 011 02 U74	**594**
334 011 02 U76	**594**
334 011 02 U77	**594**
334 011 02 U7H	**594**
334 011 02 U7J	**594**
334 011 02 U7K	**594**
334 015 02	**594**
334 015 02 U72	**594**
334 015 02 U73	**594**
334 015 02 U74	**594**
334 015 02 U76	**594**
334 015 02 U77	**594**
334 015 02 U7H	**594**
334 015 02 U7J	**594**
334 015 02 U7K	**594**
334 033	**607**
334 035	**607**
334 E11 02	**594**
334 E11 02 U72	**594**
334 E11 02 U73	**594**
334 E11 02 U74	**594**
334 E11 02 U76	**594**
334 E11 02 U77	**594**
334 E11 02 U7H	**594**
334 E11 02 U7J	**594**
334 E11 02 U7K	**594**
334 E15 02	**594**
334 E15 02 U72	**594**
334 E15 02 U73	**594**
334 E15 02 U74	**594**
334 E15 02 U76	**594**
334 E15 02 U77	**594**
334 E15 02 U7H	**594**
334 E15 02 U7J	**594**
334 E15 02 U7K	**594**
338 011 02 U72	**593**
338 011 02 U73	**593**
338 011 02 U74	**593**
338 011 02 U76	**593**
338 011 02 U77	**593**
338 011 02 U7H	**593**
338 011 02 U7J	**593**
338 011 02 U7K	**593**
338 015 02	**593**
338 015 02 U72	**593**
338 015 02 U73	**593**
338 015 02 U74	**593**
338 015 02 U76	**593**
338 015 02 U77	**593**
338 015 02 U7H	**593**
338 015 02 U7J	**593**
338 015 02 U7K	**593**
338 033	**607**
338 035	**607**
338 895	**561**
338 896	**561**
338 897	**561**
338 900	**561**
338 905	**561**
338 910	**561**
338 915	**561**
338 945	**559**
338 955	**559**
338 965	**559**
338 975	**561**
338 976	**561**
338 977	**561**
338 990	**561**
33890	**490**
33891	**490**
33892	**490**
33893	**490**
33894	**490**
338D 015 02	**593**
338D 015 02 U72	**593**
338D 015 02 U73	**593**
338D 015 02 U74	**593**
338D 015 02 U76	**593**
338D 015 02 U77	**593**
338D 015 02 U7H	**593**
338D 015 02 U7J	**593**
338D 015 02 U7K	**593**
338L 033	**607**
338L 035	**607**
33973	**464**
33974	**464**
33975	**464**
33KAAK13SPN	**370**
33KAAK17SPN	**370**
33KAAK21SPN	**370**
33KAIW13SPN	**370**
33KAIW17SPN	**370**
33KAIW21SPN	**370**
33KATF06SPN	**370**
33KATF08SPN	**370**
33KATF13SPN	**370**
33SFAK13SXN	**370**
33SFAK17SXN	**370**
33SFAK21SXN	**370**
33SFIW13SXN	**370**
33SFIW17SXN	**370**
33SFIW21SXN	**370**
33SFTF06SXN	**370**
33SFTF08SXN	**370**
33SFTF10SXN	**370**
33SFTF13SXN	**370**
34000303	**1205**
34000304	**1205**
34000704	**1205**
34000705	**1205**
34000706	**1205**
34000707	**1205**
34002104	**1205**
34003604	**1205**
34005607	**1205**
34005704	**1205**
34005706	**1205**
34005707	**1205**
3402003	**678**
34022302	**1205**
34022303	**1205**
34027803	**1205**
34027804	**1205**
34027805	**1205**
34027806	**1205**
34027903	**1205**
34027904	**1205**
34027905	**1205**
34027906	**1205**
34027907	**1205**
34027909	**1205**
34033009	**1205**
34033016	**1205**
34033018	**1205**
34033019	**1205**
34033026	**1205**
34033027	**1205**
34034416	**1205**
34034610	**1205**
34034616	**1205**
34034617	**1205**
34034618	**1205**
34034619	**1205**
34034626	**1205**
34034635	**1205**
34034636	**1205**
34034809	**1205**
341N35-4818653D	**1021**
341N35-481865C2	**1021**
341N35-4958703D	**1021**
341N35-495870C2	**1021**
341N35-495905C2	**1021**
3437R	**1538**
34-3DVL	**243**
345.M1	**599**
34583	**1020**
3470001	**680**
3471009	**1023**
34718	**463**
34719	**463**
34720	**464**
34721	**465**
348 015 02	**593**
348 015 02 U72	**593**
348 015 02 U73	**593**
348 015 02 U74	**593**
348 015 02 U76	**593**
348 015 02 U77	**593**
348 015 02 U7H	**593**
348 015 02 U7J	**593**
348 015 02 U7K	**593**
3480002	**678**
3481001	**679**
3482008	**680**
3482805	**1023**
3482807	**1023**
3483008	**679**

Code	Page
3484008	**681**
348D 015 02	**593**
348D 015 02 U72	**593**
348D 015 02 U73	**593**
348D 015 02 U74	**593**
348D 015 02 U76	**593**
348D 015 02 U77	**593**
348D 015 02 U7H	**593**
348D 015 02 U7J	**593**
348D 015 02 U7K	**593**
34D-BRKT-ANGLED	**429**
34D-P016G-DA1-AA	**429**
34D-P016G-DD1-AA	**429**
34D-V101G-DA1-AA	**429**
34D-V101G-DD1-AA	**429**
34D-V110G-DA1-AA	**429**
34D-V110G-DD1-AA	**429**
34KAAK17SPN	**371**
34KAAK21SPN	**371**
34KAAK26SPN	**371**
34KAIW21SPN	**371**
34KAIW26SPN	**371**
34KATF10SPN	**371**
34KATF13SPN	**371**
34SFAK13SXN	**371**
34SFAK17SXN	**371**
34SFAK21SXN	**371**
34SFIW17SXN	**371**
34SFIW21SXN	**371**
34SFTF10SXN	**371**
34SFTF13SXN	**371**
34SFTF16SXN	**371**
350 000 1109	**750**
350 000 1209	**750**
350 000 1312	**751**
350 000 1405	**752**
350 000 2304	**751**
350 000 2311	**750**
350 000 3000	**750**
350 000 3100	**750**
350 000 3101	**750**
350 000 3102	**750**
350 000 3209	**750**
350 000 3239	**750**
350 000 3310	**750**
350 000 3311	**750**
350 000 3312	**751**
350 000 3321	**750**
350 000 3323	**752**
350 000 3331	**751**
350 000 3341	**751**
350 000 3342	**751**
350 000 3404	**751**
350 000 3405	**751**
350 000 3423	**752**
350 000 3441	**751**
350 000 3443	**752**
350 000 3504	**751**
350 000 3505	**751**
350 000 3523	**752**
350 000 3543	**752**
350 000 3614	**752**
350 000 3615	**752**
350 000 3616	**752**
350 000 3623	**752**
350 000 3660	**753**
350 000 3804	**751**
350 000 3805	**751**
350 000 3823	**752**
350 000 3841	**751**
350 000 3843	**752**
350 000 3904	**751**
350 000 3905	**751**
350 000 3923	**752**
350 000 3943	**752**
350 000 4014	**752**
350 000 4015	**752**
350 000 4016	**752**
350 000 4023	**752**
350 000 4304	**751**
350 000 4310	**750**
350 000 4311	**750**
350 000 4312	**751**
350 000 4323	**752**
350 000 4341	**751**
350 000 4811	**750**
350 000 4912	**751**
350 000 5209	**750**
350 002 1012	**753**
350 002 1112	**753**
350 002 3021	**753**
350 002 3022	**753**
350 002 3121	**753**
350 002 3122	**753**
350 005 0101	**753**
350 005 0103	**753**
350 005 0202	**753**
350 005 0204	**753**
350 005 0302	**753**
350 005 0304	**753**
350 007 0101	**753**
350 007 0102	**753**
350 007 0103	**753**
350 010 1209	**750**
350 010 1312	**751**
350 010 2304	**751**
350 010 3102	**750**
350 010 3310	**750**
350 010 3311	**750**
350 010 3312	**751**
350 010 3341	**751**
350 010 3342	**751**
350 010 3404	**751**
350 010 3405	**751**
350 010 3441	**751**
350 010 3504	**751**
350 010 3505	**751**
350 010 3543	**752**
350 010 4209	**750**
350 020 3310	**750**
350 020 3311	**750**
350 020 3323	**752**
350 020 3614	**752**
350 020 3615	**752**
350 020 4209	**750**
350-0038-0000	**1442**
350-0038-1002	**1440**
350-0050-0000	**1442**
350-0050-1002	**1440**
350-0065-0000	**1442**
350-0065-1002	**1440**
350-0075-0000	**1442**
350-0075-1002	**1440**
350-0100-0000	**1442**
350-0100-1002	**1440**
350-0125-0000	**1442**
350-0125-1002	**1440**
350-0150-0000	**1442**
350-0150-1002	**1440**
350-0160-0000	**1442**
350-0160-1002	**1440**
350-0175-0000	**1442**
350-0175-1002	**1440**
350-0200-0000	**1442**
350-0200-1002	**1440**
350-0225-0000	**1442**
350-0225-1002	**1440**
350-0250-0000	**1442**
350-0250-1002	**1440**
350-0300-0000	**1442**
350-0300-1002	**1440**
3502003	**678**
351.01.06.06	**629**
351.01.08.08	**629**
351.01.10.10	**629**
351.01.12.12	**629**
351.03.06.14	**629**
351.03.06.18	**629**
351.03.08.14	**629**
351.03.08.18	**629**
351.03.08.38	**629**
351.03.10.12	**629**
351.03.10.14	**629**
351.03.10.38	**629**
351.03.12.12	**629**
351.03.12.38	**629**
351.04.06.06	**629**
351.04.08.08	**629**
351.04.12.12	**629**
351.06.06.14	**629**
351.06.06.18	**629**
351.06.08.14	**629**
351.06.08.18	**629**
351.06.08.38	**629**
351.06.10.12	**629**
351.06.10.14	**629**
351.06.10.38	**629**
351.06.12.12	**629**
351.06.12.38	**629**
351-0038-0000	**1442**
351-0050-0000	**1442**
351-0065-0000	**1442**
351-0075-0000	**1442**
351-0100-0000	**1442**
351-0125-0000	**1442**
351-0150-0000	**1442**
351-0175-0000	**1442**
351-0200-0000	**1442**
351-0250-0000	**1442**
351-0300-0000	**1442**
354 011 02	**595**
354 011 02 U72	**595**
354 011 02 U73	**595**
354 011 02 U74	**595**
354 011 02 U76	**595**
354 011 02 U77	**595**
354 011 02 U7H	**595**
354 011 02 U7J	**595**
354 011 02 U7K	**595**
354 015 02	**595**
354 015 02 U72	**595**
354 015 02 U73	**595**
354 015 02 U74	**595**
354 015 02 U76	**595**
354 015 02 U77	**595**
354 015 02 U7H	**595**
354 015 02 U7J	**595**
354 015 02 U7K	**595**
354 033	**607**
354 035	**607**
354 E11 02	**595**
354 E11 02 U72	**595**
354 E11 02 U73	**595**
354 E11 02 U74	**595**
354 E11 02 U76	**595**
354 E11 02 U77	**595**
354 E11 02 U7H	**595**
354 E11 02 U7J	**595**
354 E11 02 U7K	**595**
354 E15 02	**595**
354 E15 02 U72	**595**
354 E15 02 U73	**595**
354 E15 02 U74	**595**
354 E15 02 U76	**595**
354 E15 02 U77	**595**
354 E15 02 U7H	**595**
354 E15 02 U7J	**595**
354 E15 02 U7K	**595**
355-0038-1001	**1443**
355-0050-0000	**1441**
355-0050-1001	**1443**
355-0065-0000	**1441**
355-0065-1001	**1443**
355-0075-0000	**1441**
355-0075-1001	**1443**
355-0100-0000	**1441**
355-0100-1001	**1443**
355-0125-0000	**1441**
355-0125-1001	**1443**
355-0150-0000	**1441**
355-0150-1001	**1443**
355-0160-0000	**1441**
355-0180-1001	**1443**
355-0200-0000	**1441**
355-0200-1001	**1443**
355-0250-0000	**1441**
355-0250-1001	**1443**
355-0300-0000	**1441**
355-0300-1001	**1443**
356-0050-0000	**1441**
356-0065-0000	**1441**
356-0075-0000	**1441**
356-0080-0000	**1441**
356-0100-0000	**1441**
356-0125-0000	**1441**
356-0150-0000	**1441**
356-0160-0000	**1441**
356-0180-0000	**1441**
356-0200-0000	**1441**
3570001	**680**
358 011 02	**593**
358 011 02 U72	**593**
358 011 02 U73	**593**
358 011 02 U74	**593**
358 011 02 U76	**593**
358 011 02 U77	**593**
358 011 02 U7H	**593**
358 011 02 U7J	**593**
358 011 02 U7K	**593**
358 015 02	**593**
358 015 02 U72	**593**
358 015 02 U73	**593**
358 015 02 U74	**593**
358 015 02 U76	**593**
358 015 02 U77	**593**
358 015 02 U7H	**593**
358 015 02 U7J	**593**
358 015 02 U7K	**593**
358 033	**607**
358 035	**607**
358 895	**561**
358 896	**561**
358 897	**561**
358 900	**562**
358 905	**562**
358 910	**561**
358 915	**561**
358 945	**559**
358 955	**559**
358 965	**559**
358 975	**561**
358 976	**561**
358 977	**561**
358 990	**561**
3580002	**678**
3581001	**679**
3582008	**680**
3583008	**679**
3584008	**681**
36000502	**1204**
36000504	**1204**
36000505	**1204**
36000508	**1204**
36000510	**1204**
36000511	**1204**
36000512	**1204**
36000513	**1204**
36000520	**1204**
36000521	**1204**
36000529	**1204**
36000530	**1204**
3602003	**678**
36050002	**1204**
36050003	**1204**
36050004	**1204**
36050005	**1204**
36050006	**1204**
36050007	**1204**
36050008	**1204**
36050102	**1204**

Code	Page
36050103	**1204**
36050105	**1204**
36050106	**1204**
36050107	**1204**
36050108	**1204**
36050302	**1203**
36050304	**1203**
36050305	**1203**
36050306	**1203**
36050307	**1203**
36050402	**1204**
36050404	**1204**
36050405	**1204**
36050411	**1204**
36050412	**1204**
36050413	**1204**
36050420	**1204**
36050421	**1204**
36050428	**1204**
36050429	**1204**
36050430	**1204**
36050502	**1204**
36050510	**1204**
36050511	**1204**
36050512	**1204**
36050521	**1204**
36050530	**1204**
36050804	**1203**
36050805	**1203**
36050806	**1203**
36050807	**1203**
36050902	**1203**
36050905	**1203**
36050906	**1203**
36050907	**1203**
36051104	**1204**
36051107	**1204**
36051404	**1204**
36051405	**1204**
36051406	**1204**
36051407	**1204**
36051727	**1203**
36051728	**1203**
36051747	**1203**
36051749	**1203**
36051757	**1203**
36052001	**1203**
36052003	**1203**
36052005	**1203**
36052006	**1203**
36052007	**1203**
36052105	**1203**
36052111	**1203**
36052424	**1203**
36052425	**1203**
36052442	**1203**
36053002	**1204**
36053004	**1204**
36053005	**1204**
36053006	**1204**
36053008	**1204**
36053010	**1204**
36053011	**1204**
36053012	**1204**
36053013	**1204**
36053019	**1204**
36053020	**1204**
36053028	**1204**
36053029	**1204**
36053030	**1204**
36053044	**1204**
36053104	**1203**
36053110	**1203**
36053111	**1203**
36053112	**1203**
36054804	**1204**
36054805	**1204**
36054905	**1204**
36055104	**1204**
36055105	**1204**
36055106	**1204**
36055107	**1204**
36055205	**1203**
36055502	**1204**
36055510	**1204**
36055512	**1204**
36055520	**1204**
36055605	**1203**
36055611	**1203**
36055711	**1203**
36055712	**1203**
36055721	**1203**
36062507	**1203**
36092	**1746**
36112	**1746**
36127	**1746**
3615P	**1682**
361760	**223**
364 011 02	**595**
364 011 02 U72	**595**
364 011 02 U73	**595**
364 011 02 U74	**595**
364 011 02 U76	**595**
364 011 02 U77	**595**
364 011 02 U7H	**595**
364 011 02 U7J	**595**
364 011 02 U7K	**595**
364 033	**607**
364 E11 02	**595**
364 E11 02 U72	**595**
364 E11 02 U73	**595**
364 E11 02 U74	**595**
364 E11 02 U76	**595**
364 E11 02 U77	**595**
364 E11 02 U7H	**595**
364 E11 02 U7J	**595**
364 E11 02 U7K	**595**
3670001	**680**
368 011 02	**594**
368 011 02 U72	**594**
368 011 02 U73	**594**
368 011 02 U74	**594**
368 011 02 U76	**594**
368 011 02 U77	**594**
368 011 02 U7H	**594**
368 011 02 U7J	**594**
368 011 02 U7K	**594**
368 033	**607**
368 900	**562**
368 905	**562**
3680002	**678**
3681001	**679**
3682008	**680**
3683008	**679**
3684008	**681**
37000	**70**
37001	**70**
37002	**70**
37004	**70**
37006	**70**
3700A-00	**227**
372-0025-0000	**1446**
372-0032-0000	**1446**
372-0038-0000	**1446**
372-0051-0000	**1446**
372-0063-0000	**1446**
372-0076-0000	**1446**
373-0032-0000	**1446**
373-0032-1002	**1446**
373-0038-0000	**1446**
373-0038-1002	**1446**
373-0050-0000	**1446**
373-0050-1002	**1446**
37307	**1550**
37359	**1550**
37368	**1550**
374 011 02	**595**
374 011 02 U72	**595**
374 011 02 U73	**595**
374 011 02 U74	**595**
374 011 02 U76	**595**
374 011 02 U77	**595**
374 011 02 U7H	**595**
374 011 02 U7J	**595**
374 011 02 U7K	**595**
374 033	**607**
374 E11 02	**595**
374 E11 02 U72	**595**
374 E11 02 U73	**595**
374 E11 02 U74	**595**
374 E11 02 U76	**595**
374 E11 02 U77	**595**
374 E11 02 U7H	**595**
374 E11 02 U7J	**595**
374 E11 02 U7K	**595**
3740R	**1538**
378 011 02	**594**
378 011 02 U72	**594**
378 011 02 U73	**594**
378 011 02 U74	**594**
378 011 02 U76	**594**
378 011 02 U77	**594**
378 011 02 U7H	**594**
378 011 02 U7J	**594**
378 011 02 U7K	**594**
378 033	**607**
378 900	**562**
378 905	**562**
38053	**1746**
38058	**1746**
38063	**1746**
381-0012-0000	**1443**
381-0016-0000	**1443**
381-0018-0000	**1443**
381-0020-0000	**1443**
381-0025-0000	**1443**
381-0032-0000	**1443**
381-0038-0000	**1443**
381-0050-0000	**1443**
381-0065-0000	**1443**
381-0076-0000	**1443**
381-0102-0000	**1443**
38270	**1549**
38271	**1549**
38272	**1549**
38273	**1549**
38274	**1549**
38275	**1549**
38276	**1549**
38277	**1549**
38278	**1549**
38279	**1549**
38282	**1549**
38283	**1549**
38284	**1549**
38-3DVL	**243**
38-3DVT	**243**
384 033	**607**
38451	**1549**
38452	**1549**
38453	**1549**
38454	**1549**
38455	**1549**
38456	**1549**
38457	**1549**
38458	**1549**
38459	**1549**
38460	**1549**
38461	**1549**
38462	**1549**
38463	**1549**
38464	**1549**
38465	**1549**
38467	**1549**
38468	**1549**
38469	**1549**
38470	**1549**
38471	**1549**
38473	**1549**
38475	**1550**
38476	**1550**
38477	**1550**
38478	**1550**
38479	**1550**
38480	**1550**
38481	**1550**
38482	**1550**
38483	**1550**
38484	**1550**
38485	**1550**
38486	**1550**
38487	**1550**
38488	**1550**
38489	**1550**
38490	**1550**
38491	**1550**
38492	**1550**
38493	**1550**
38494	**1550**
38495	**1550**
38496	**1550**
38497	**1550**
38-4DVOC	**243**
385-0025-0000	**1444**
385-0032-0000	**1444**
385-0038-0000	**1444**
385-0040-0000	**1444**
385-0050-0000	**1444**
385-0060-0000	**1444**
385-0075-0000	**1444**
385-0100-0000	**1444**
38571	**1550**
38572	**1550**
38573	**1550**
38574	**1550**
38575	**1550**
38576	**1550**
38579	**1550**
38580	**1550**
38581	**1550**
38582	**1550**
38584	**1550**
38586	**1550**
38587	**1550**
38588	**1550**
38590	**1550**
38592	**1550**
38671	**1549**
38672	**1549**
38673	**1549**
38674	**1549**
38675	**1549**
38676	**1549**
38677	**1549**
38678	**1549**
38679	**1549**
38680	**1549**
38681	**1549**
38682	**1549**
38683	**1549**
38684	**1549**
38685	**1549**
38686	**1549**
3869-02-SPG	**69**
3869-04-SPG	**69**
3869-06-SPG	**69**
3869-08-SPG	**69**
3869-12-SPG	**69**
3869-M10-SPG	**69**
3869-M14-SPG	**69**
3869-M16-SPG	**69**
3869-M22-SPG	**69**
3869-M26-SPG	**69**
388 011 02	**594**
388 011 02 U72	**594**
388 011 02 U73	**594**
388 011 02 U74	**594**
388 011 02 U76	**594**
388 011 02 U77	**594**
388 011 02 U7H	**594**

Code	Page
388 011 02 U7J	**594**
388 011 02 U7K	**594**
388 033	**607**
38-DVCC	**243**
38JMTS	**80**
39000	**1549**
390-0038-0000	**1445**
390-0038-2005	**1445**
390-0051-0000	**1445**
390-0051-2005	**1445**
390-0063-0000	**1445**
390-0063-2005	**1445**
390-0076-0000	**1445**
390-0076-2005	**1445**
39001	**1549**
390-0102-0000	**1445**
390-0102-2005	**1445**
390-0127-0000	**1445**
390-0127-2005	**1445**
390-0152-0000	**1445**
390-0152-2005	**1445**
39002	**1549**
390-0203-0000	**1445**
390-0203-2005	**1445**
39003	**1549**
39004	**1549**
39005	**1549**
39006	**1549**
39007	**1549**
39008	**1549**
39009	**1549**
39010	**1549**
39011	**1549**
39012	**1549**
39013	**1549**
39014	**1549**
39015	**1549**
39016	**1549**
39017	**1549**
39018	**1549**
39019	**1549**
39020	**1549**
39022	**1549**
391-0038-0000	**1445**
391-0038-2005	**1445**
391-0051-0000	**1445**
391-0051-2005	**1445**
391-0063-0000	**1445**
391-0063-2005	**1445**
391-0076-0000	**1445**
391-0076-2005	**1445**
391-0102-0000	**1445**
391-0102-2005	**1445**
391-0127-0000	**1445**
391-0127-2005	**1445**
391-0152-0000	**1445**
391-0152-2005	**1445**
391-0203-0000	**1445**
391-0203-2005	**1445**
392669	**223**
393536	**223**
3968922	**1050**
3968924	**1050**
3968926	**1050**
3990296	**660**
3992150	**660**
3B0202	**62**
3B0204	**62**
3B0206	**62**
3B0404	**62**
3B0406	**62**
3B0606	**62**
3B0612	**62**
3B0616	**62**
3B0804	**62**
3B0806	**62**
3B0808	**62**
3B0810	**62**
3B0812	**62**
3B1006	**62**
3B1010	**62**
3B1210	**62**
3B1212	**62**
3B1216	**62**
3B1608	**62**
3B1616	**62**
3B1620	**62**
3B1624	**62**
3B2012	**62**
3B2020	**62**
3B2424	**62**
3B2432	**62**
3B3232	**62**
3BJ0407	**75**
3BJ0408	**75**
3BJ0409	**75**
3BJ0607	**75**
3BJ0608	**75**
3BJ0609	**75**
3BJ0612	**75**
3BJ0614	**75**
3BJ0809	**75**
3BJ0812	**75**
3BJ0814	**75**
3BJ0817	**75**
3BJ1014	**75**
3BJ1212	**75**
3BJ1217	**75**
3BJ1221	**75**
3BJ1617	**75**
3BJ1621	**75**
3BJ2026	**75**
3BM0412	**62**
3BM0414	**62**
3BM0612	**62**
3BM0614	**62**
3BM0616	**62**
3BM0618	**62**
3BM0620	**62**
3BM0622	**62**
3BM0816	**62**
3BM0818	**62**
3BM0822	**62**
3EV10V10	**597**
3EV10V20-110	**597**
3FCVP06	**246**
3FCVP08	**246**
3FCVP12	**246**
3FCVP16	**246**
3FCVT06	**246**
3FCVT08	**246**
3FCVT12	**246**
3J0707	**75**
3J0709	**75**
3J0712	**75**
3J0808	**75**
3J0809	**75**
3J0909	**75**
3J0912	**75**
3J1212	**75**
3J1409	**75**
3J1412	**75**
3J1414	**75**
3J1717	**75**
3J1721	**75**
3J1919	**75**
3J2121	**75**
3J2626	**75**
3-MS	**1517**
3-MS-BOX	**1517**
3-ORING	**108**
3-SS	**1517**
3WAY-14	**1163**
3WAY-18	**1163**
3WAY-8MM	**1163**
3X-MS	**1517**
3X-SS	**1517**
4	
400-3012	**1090**
400-3015	**1090**
400-3018	**1090**
400-3022	**1090**
400-3028	**1090**
400T-40-1	**992**
400T-40-2	**992**
400T-40-3	**992**
400T-40-4	**992**
400T-40-5	**992**
400T-40-6	**992**
40-2110AR	**513**
4043R	**1538**
4046082	**1017**
40500A3	**1660**
405-1015	**1090**
405-1022	**1090**
405-1028	**1090**
40525A3	**1660**
40617	**1745**
406N1PA12D	**237**
406N1PA12I	**237**
406N22PA12D	**237**
406N22PA12I	**237**
406N2PA12D	**237**
406N2PA12I	**237**
406N35RA12D	**237**
406N35RA12I	**237**
4092.17.00	**1066**
4092.25.00	**1066**
4092.40.00	**1066**
4092.50.00	**1066**
4092.63.00	**1066**
40KAIW17MPX	**372**
40KAIW21MPX	**372**
40M2L160A0050	**509**
40M2L160A0080	**509**
40M2L160A0100	**509**
40M2L160A0150	**509**
40M2L160A0200	**509**
40M2L160A0250	**509**
40M2L160A0300	**509**
40M2L160A0400	**509**
40M2L160A0500	**509**
40M2L160A0600	**509**
40M2L160A0700	**509**
40M2L160A0800	**509**
40M2L160A0900	**509**
40M2L160A1000	**509**
40M2L160A1250	**509**
40M2L160A1500	**509**
40M2L160A1750	**509**
40M2L160A2000	**509**
40M2L200A0050	**509**
40M2L200A0080	**509**
40M2L200A0100	**509**
40M2L200A0150	**509**
40M2L200A0200	**509**
40M2L200A0250	**509**
40M2L200A0300	**509**
40M2L200A0400	**509**
40M2L200A0500	**509**
40M2L200A0600	**509**
40M2L200A0700	**509**
40M2L200A0800	**509**
40M2L200A0900	**509**
40M2L200A1000	**509**
40M2L200A1250	**509**
40M2L200A1500	**509**
40M2L200A1750	**509**
40M2L200A2000	**509**
40SFAK17SXN	**372**
40SFIW17SXN	**372**
40SFIW21SXN	**372**
40SFTF08SXN	**372**
40SFTF10SXN	**372**
40SFTF13SXN	**372**
410-1522	**1090**
412/2.52.0.0.M2	**598**
412/2.52.0.1.M2	**598**
4121	**252**
412-1/4	**391**
41262-28	**73**
41270-20	**73**
41270-22	**73**
41275-10	**73**
4149944	**528**
4149945	**528**
4149946	**528**
4149947	**528**
415-08	**391**
415-10	**391**
415-12	**391**
4154768	**528**
4154769	**528**
4154770	**528**
4154799	**528**
416-08	**391**
416-12	**391**
418-10	**391**
418-12	**391**
41KFAW21MPN	**373**
41KFIW21MPN	**373**
41KFTF13MPN	**373**
41KFTF16MPN	**373**
41KFTF19MPN	**373**
41SFAW21MXN	**373**
41SFAW26MXN	**373**
41SFIW21MXN	**373**
41SFIW26MXN	**373**
41SFTF10MXN	**373**
41SFTF13MXN	**373**
41SFTF16MXN	**373**
41SFTF19MXN	**373**
422-12	**391**
425-13	**391**
425-16	**391**
43030	**228**
434 900	**562**
434 905	**562**
434 910	**562**
434 915	**562**
4346R	**1538**
4402002	**678**
44025	**1568**
44037	**1568**
4411-025-000	**1444**
4411-032-000	**1444**
4411-038-000	**1444**
4411-040-000	**1444**
4411-050-000	**1444**
4411-060-000	**1444**
4411-065-000	**1444**
4411-080-000	**1444**
44116	**1568**
44201	**1568**
44506	**1568**
4470001	**680**
4480002	**678**
4481001	**679**
4482005	**680**
4483005	**679**
448-3038-000	**1443**
448-3040-000	**1443**
448-3050-000	**1443**
4484005	**681**
4500400100	**909**
4500600100	**909**
4502002	**678**
454 900	**563**
454 905	**563**
454 910	**562**
454 915	**562**
4570001	**680**
457911	**219**
457942	**219**
457977	**219**
4580002	**678**
4581001	**679**
4582005	**680**
4583005	**679**
4584005	**681**

Code	Page
4589003	**676**
459215	**215**
45KFIW17MVX	**374**
45SFAW17SXN	**374**
45SFIW17SXN	**374**
4600952159	**909**
4601000100	**909**
4602002	**678**
464 900	**563**
464 905	**563**
4670001	**680**
467087	**114**
467088	**114**
467089	**114**
467090	**114**
467091	**114**
467092	**114**
467093	**114**
467094	**114**
467095	**114**
467096	**114**
467114	**114**
467115	**114**
467116	**114**
467117	**114**
467118	**114**
467119	**114**
467120	**114**
467121	**114**
467127	**114**
467128	**114**
467129	**114**
467130	**114**
467131	**114**
467133	**114**
467134	**114**
4680002	**678**
4681001	**679**
4682005	**680**
4683005	**679**
4684005	**681**
469.23-5.0BAR	**986**
469.24-7.0BAR	**986**
469.24-9.0BAR	**986**
469.25-11.0BAR	**986**
469.26-16.0BAR	**986**
469.27-20.0BAR	**986**
469.33-5.0BAR	**986**
469.34-7.0BAR	**986**
469.34-9.0BAR	**986**
469.35-11.0BAR	**986**
469.36-16.0BAR	**986**
469.37-20.0BAR	**986**
474 900	**563**
474 905	**563**
475 05	**977**
475 06	**977**
475 07	**977**
475 08	**977**
475 09	**977**
475 10	**977**
475 11	**977**
475 12	**977**
475 13	**977**
475 14	**977**
475 16	**977**
476 04	**977**
476 05	**977**
476 06	**977**
476 07	**977**
476 08	**977**
476 09	**977**
476 10	**977**
476 11	**977**
476 12	**977**
476 13	**977**
476 14	**977**
476 16	**977**
479 04	**975**
479 05	**975**
479 06	**975**
479 07	**975**
479 08	**975**
479 09	**975**
479 10	**975**
479 11	**975**
479 12	**975**
479 13	**975**
479 14	**975**
479 16	**975**
48.250.00.10.00	**704**
48.250.00.10.10	**704**
48.250.00.50.00	**704**
48.250.00.50.10	**704**
48002	**1502**
48003	**1502**
48006	**1502**
48008	**1502**
48010	**1502**
48013	**1501**
48014	**1501**
48015	**1501**
48022	**1501**
48023	**1501**
48024	**1501**
48026	**1501**
48027	**1501**
48030	**1501**
48031	**1501**
48032	**1501**
48034	**1501**
48041	**1502**
48042	**1502**
48043	**1502**
48473-A00	**228**
48KBAW13FVX	**375**
48KBAW17DPX	**375**
48KBAW17FVX	**375**
48KBAW21DPX	**375**
48KBIW13DPX	**375**
48KBIW17DPX	**375**
48KBIW21FVX	**375**
48KBTF06DPX	**375**
48KBTF06FVX	**375**
48KBTF09DPX	**375**
48KBTF13DPX	**375**
48KBTF13FVX	**375**
48SBIW17DPX	**376**
48SBIW21FVX	**376**
48SBTF06DPX	**376**
48SBTF09DPX	**376**
48SFAW13DXX	**376**
48SFAW13FXX	**376**
48SFAW17FXX	**376**
48SFIW13DXX	**376**
48SFIW17DXX	**376**
48SFTF09FXX	**376**
48SFTF13DXX	**376**
4-946-00-05-020	**271**
4-999-03-01-160	**271**
4B0602	**59**
4B0802	**59**
4B0804	**59**
4B1204	**59**
4B1206	**59**
4B1604	**59**
4B1606	**59**
4B1608	**59**
4B2008	**59**
4B2012	**59**
4B2016	**59**
4B2408	**59**
4B2412	**59**
4B2416	**59**
4B3216	**59**
4B3220	**59**
4B3224	**59**
4B4024	**59**
4B4032	**59**
4B4832	**59**
4BG02	**60**
4BG0204	**60**
4BG0206	**60**
4BG04	**60**
4BG0402	**60**
4BG0406	**60**
4BG0408	**60**
4BG06	**60**
4BG0602	**60**
4BG0604	**60**
4BG0608	**60**
4BG08	**60**
4BG0804	**60**
4BG0806	**60**
4BG0812	**60**
4BG0816	**60**
4BG1208	**60**
4BG1612	**60**
4BN0802	**59**
4BN0804	**59**
4BN1206	**59**
4BN1604	**59**
4BN1608	**59**
4BN2016	**59**
4BN2416	**59**
4BN4032	**59**
4BN4832	**59**
4BX02	**58**
4BX0204	**58**
4BX0206	**58**
4BX0208	**58**
4BX04	**58**
4BX0402	**58**
4BX0406	**58**
4BX0408	**58**
4BX0412	**58**
4BX06	**58**
4BX0604	**58**
4BX0608	**58**
4BX0612	**58**
4BX08	**58**
4BX0806	**58**
4BX0812	**58**
4BX0816	**58**
4BX0820	**58**
4BX12	**58**
4BX1208	**58**
4BX1216	**58**
4BX1224	**58**
4BX16	**58**
4BX1612	**58**
4BX1620	**58**
4BX1624	**58**
4BX2020	**58**
4BX2024	**58**
4BX2032	**58**
4BX24	**58**
4BX2420	**58**
4G-12G-MF-A-10K	**91**
4G-12G-MM-10K	**90**
4G-12N-MM-10K	**90**
4G-16G-MF-A-10K	**91**
4G-16G-MM-10K	**90**
4G-16N-MM-10K	**90**
4G-2G-MF-B-10K	**92**
4G-2N-MM-10K	**90**
4G-4G-FF-10K	**92**
4G-4G-MF-A-10K	**91**
4G-4G-MM-10K	**90**
4G-4J-MF-10K	**91**
4G-4J-MM-10K	**90**
4G-4N-MM-10K	**90**
4G-5J-MF-10K	**91**
4G-6G-FF-10K	**92**
4G-6G-MF-A-10K	**91**
4G-6G-MM-10K	**90**
4G-6J-MF-10K	**91**
4G-6J-MM-10K	**90**
4G-6N-MM-10K	**90**
4G-8G-FF-10K	**92**
4G-8G-MF-A-10K	**91**
4G-8G-MM-10K	**90**
4G-8J-MM-10K	**90**
4G-8N-MM-10K	**90**
4G-C-10K	**94**
4G-E-FF-10K	**93**
4G-E-MF-10K	**93**
4G-E-MM-10K	**92**
4G-P-10K	**94**
4G-T-FF-10K	**94**
4G-T-MM-10K	**93**
4J-2N-MF-A-10K	**91**
4J-4J-FF-10K	**92**
4J-4J-MF-10K	**91**
4J-4J-MM-10K	**90**
4J-4N-MF-A-10K	**91**
4J-6J-FF-10K	**92**
4J-6J-MF-10K	**91**
4J-6J-MM-10K	**90**
4J-6N-MF-A-10K	**91**
4J-8J-FF-10K	**92**
4J-8J-MF-10K	**91**
4J-8J-MM-10K	**90**
4J-C-10K	**94**
4J-E-FF-10K	**93**
4J-E-MF-10K	**93**
4JITS	**80**
4J-P-10K	**94**
4J-T-FF-10K	**94**
4J-T-MM-10K	**93**
4JTN	**80**
4-MS	**1517**
4N-12N-FF-10K	**92**
4N-12N-MF-A-10K	**91**
4N-16N-FF-10K	**92**
4N-16N-MF-A-10K	**91**
4N-2N-MF-B-10K	**92**
4N-4J-E-MF-10K	**93**
4N-4J-MF-10K	**91**
4N-4J-MM-10K	**90**
4N-4N-FF-10K	**92**
4N-4N-MF-A-10K	**91**
4N-4N-MM-10K	**90**
4N-6J-MM-10K	**90**
4N-6N-FF-10K	**92**
4N-6N-MF-A-10K	**91**
4N-6N-MM-10K	**90**
4N-8J-MM-10K	**90**
4N-8N-FF-10K	**92**
4N-8N-MF-A-10K	**91**
4N-8N-MM-10K	**90**
4N-C-10K	**94**
4N-E-10K	**93**
4N-E-MF-10K	**93**
4N-E-MM-10K	**92**
4N-P-10K	**94**
4N-T-10K	**94**
4N-T-MM-10K	**93**
4N-X-10K	**94**
4-ORING	**108**
4SH-12-40	**12**
4SH-16-40	**12**
4SP-04-40	**11**
4SP-06-40	**11**
4SP-08-40	**11**
4SP-10-40	**11**
4SP-12-40	**11**
4SP-16-40	**11**
4SP-20-40	**11**
4SP-24-40	**11**
4SP-32-40	**11**
4-SS	**1517**
4X-MS	**1517**
4X-SS	**1517**
5	
5/16SCV	**884**
50.780.00.10.00	**704**
50.780.00.10.10	**704**
50.780.00.25.00	**704**
50.780.00.80.00	**704**

Code	Page
50.880.00.40.00	**704**
500-05	**1542**
500-06	**1542**
500-08	**1542**
500-09	**1542**
50010	**1551**
500-10	**1542**
500-10SS	**1542**
500-12	**1542**
500-13	**1542**
500-13SS	**1542**
500-15-1	**988**
500-15-10	**988**
500-15-10.5	**988**
500-15-11	**988**
500-15-11.5	**988**
500-15-3	**988**
500-15-4	**988**
500-15-5	**988**
500-15-5.5	**988**
500-15-6	**988**
500-15-6.5	**988**
500-15-7	**988**
500-15-7.5	**988**
500-15-8.5	**988**
500-16	**1542**
500-16SS	**1542**
500-19	**1542**
500-19SS	**1542**
5002000N01	**817**
5002000N02	**817**
5002000N03	**817**
5002000N04	**817**
5002000N05	**817**
5002000N06	**817**
5002000N07	**817**
5002000N08	**817**
5002000N09	**817**
5002000N11	**817**
5002000N12	**817**
5002000N13	**817**
5002000N14	**817**
5002000N17	**817**
5002000N18	**817**
5002000N19	**817**
5002000N20	**817**
5002000N22	**817**
5002000N23	**817**
5002000N24	**817**
5002000N25	**817**
5002000N27	**817**
5002000N28	**817**
5002000N29	**817**
5002000N31	**817**
5002000N32	**817**
500-20-1.5	**988**
500-20-10	**988**
500-20-11	**988**
500-20-11.5	**988**
500-20-12	**988**
500-20-12.5	**988**
500-20-2.5	**988**
500-20-3	**988**
500-20-3.5	**988**
500-20-4	**988**
500-20-5	**988**
500-20-5.5	**988**
500-20-6	**988**
500-20-6.5	**988**
500-20-7	**988**
500-20-7.5	**988**
500-20-8	**988**
500-20-8.5	**988**
500-20-9	**988**
500-21	**1542**
500-21SS	**1542**
500-22	**1542**
500-22SS	**1542**
500-25	**1542**
500-25-1.5	**988**
500-25-11	**988**
500-25-12.5	**988**
500-25-2	**988**
500-25-2.5	**988**
500-25-3	**988**
500-25-3.5	**988**
500-25-4	**988**
500-25-5.5	**988**
500-25-7	**988**
500-25-7.5	**988**
500-25-8	**988**
500-25-8.5	**988**
500-25SS	**1542**
500-28	**1542**
500-28SS	**1542**
500-29	**1542**
500-29SS	**1542**
5003000N01	**817**
5003000N02	**817**
5003000N03	**817**
5003000N04	**817**
5003000N05	**817**
5003000N06	**817**
5003000N08	**817**
5003000N09	**817**
5003000N10	**817**
5003000N11	**817**
5003000N12	**817**
5003000N13	**817**
5003000N14	**817**
5003000N15	**817**
500-32	**1542**
500-32-10	**988**
500-32-11	**988**
500-32-3	**988**
500-32-3.5	**988**
500-32-5	**988**
500-32-7.5	**988**
500-32-8.5	**988**
500-32SS	**1542**
500-35	**1542**
500-35SS	**1542**
500-40	**1542**
500-40-1.5	**988**
500-40-12	**988**
500-40-3	**988**
500-40-3.5	**988**
500-40-4	**988**
500-40-7	**988**
500-40-7.5	**988**
50040N10	**856**
50040N10-8	**856**
50040N12	**856**
50040N12-10	**856**
50040N4	**856**
50040N6	**856**
50040N6-4	**856**
50040N8	**856**
50040N8-6	**856**
500-40SS	**1542**
500-44	**1542**
500-44SS	**1542**
500-48	**1542**
500-48SS	**1542**
5005000N01	**817**
5005000N02	**817**
5005000N03	**817**
5005000N04	**817**
5005000N05	**817**
5005000N06	**817**
500-50-12.5	**988**
500-50-3.5	**988**
500-50-7	**988**
500-52	**1542**
500-52SS	**1542**
500-56	**1542**
500-56SS	**1542**
500-5SS	**1542**
500-60	**1542**
500-60SS	**1542**
500-6SS	**1542**
500-8SS	**1542**
500L-10-1	**989**
500L-10-1.5	**989**
500L-10-10	**989**
500L-10-11	**989**
500L-10-12	**989**
500L-10-12.5	**989**
500L-10-2	**989**
500L-10-2.5	**989**
500L-10-3	**989**
500L-10-3.5	**989**
500L-10-4	**989**
500L-10-5	**989**
500L-10-5.5	**989**
500L-10-6	**989**
500L-10-6.5	**989**
500L-10-8	**989**
500L-10-9.5	**989**
500L-15-1	**989**
500L-15-10	**989**
500L-15-10.5	**989**
500L-15-11	**989**
500L-15-11.5	**989**
500L-15-3	**989**
500L-15-4	**989**
500L-15-5	**989**
500L-15-5.5	**989**
500L-15-6	**989**
500L-15-6.5	**989**
500L-15-7	**989**
500L-15-7.5	**989**
500L-15-8.5	**989**
500L-20-1.5	**989**
500L-20-10	**989**
500L-20-11	**989**
500L-20-11.5	**989**
500L-20-12	**989**
500L-20-12.5	**989**
500L-20-2.5	**989**
500L-20-3	**989**
500L-20-3.5	**989**
500L-20-4	**989**
500L-20-5	**989**
500L-20-5.5	**989**
500L-20-6	**989**
500L-20-6.5	**989**
500L-20-7	**989**
500L-20-7.5	**989**
500L-20-8	**989**
500L-20-8.5	**989**
500L-20-9	**989**
500L-25-1.5	**989**
500L-25-11	**989**
500L-25-12.5	**989**
500L-25-2	**989**
500L-25-2.5	**989**
500L-25-3	**989**
500L-25-3.5	**989**
500L-25-4	**989**
500L-25-5.5	**989**
500L-25-7	**989**
500L-25-7.5	**989**
500L-25-8	**989**
500L-25-8.5	**989**
500L-32-10	**989**
500L-32-11	**989**
500L-32-3	**989**
500L-32-3.5	**989**
500L-32-5	**989**
500L-32-7.5	**989**
500L-32-8.5	**989**
500L-40-1.5	**989**
500L-40-12	**989**
500L-40-3	**989**
500L-40-3.5	**989**
500L-40-4	**989**
500L-40-7	**989**
500L-40-7.5	**989**
500L-50-12.5	**989**
500L-50-3.5	**989**
500L-50-7	**989**
500T-15-1	**992**
500T-15-2	**992**
500T-15-3	**992**
500T-15-4	**992**
500T-15-5	**992**
500T-15-6	**992**
500T-20-1	**992**
500T-20-2	**992**
500T-20-3	**992**
500T-20-4	**992**
500T-20-5	**992**
500T-20-6	**992**
500T-25-1	**992**
500T-25-2	**992**
500T-25-3	**992**
500T-25-4	**992**
500T-25-5	**992**
500T-25-6	**992**
500T-32-1	**992**
500T-32-2	**992**
500T-32-3	**992**
500T-32-4	**992**
500T-32-5	**992**
500T-32-6	**992**
500T-50-1	**992**
500T-50-2	**992**
500T-50-3	**992**
500T-50-4	**992**
500T-50-5	**992**
500T-50-6	**992**
50106N4-1/4	**856**
50106N4-1/8	**856**
50106N6-1/4	**856**
50106N6-1/8	**856**
50106N8-1/4	**856**
50106N8-1/8	**856**
50106N8-3/8	**856**
501-10	**1542**
501-10SS	**1542**
50111N10-1/2	**856**
50111N10-1/4	**856**
50111N10-3/8	**856**
50111N12-1/2	**856**
50111N12-3/8	**856**
50111N14-1/2	**856**
50111N14-3/8	**856**
50111N4-1/4	**856**
50111N4-1/8	**856**
50111N6-1/4	**856**
50111N6-1/8	**856**
50111N8-1/2	**856**
50111N8-1/4	**856**
50111N8-1/8	**856**
50111N8-3/8	**856**
501-12	**1542**
501-12SS	**1542**
501-13	**1542**
501-13SS	**1542**
501-16	**1542**
501-16SS	**1542**
501-19	**1542**
501-19SS	**1542**
501-21	**1542**
501-22	**1542**
501-25	**1542**
501-28	**1542**
501-28SS	**1542**
501-29	**1542**
50130N10	**856**
50130N12	**856**
50130N14	**856**
50130N4	**856**
50130N6	**856**
50130N8	**856**
501-32	**1542**
501-32SS	**1542**
501-35	**1542**
501-35SS	**1542**

Code	Page
501-40	**1542**
501-40SS	**1542**
501-48	**1542**
501-5	**1542**
501-52	**1542**
501-56	**1542**
501-6	**1542**
501-60	**1542**
501-60SS	**1542**
501-6SS	**1542**
501-8	**1542**
501-8SS	**1542**
501-9	**1542**
501-9SS	**1542**
50211N10-1/2	**856**
50211N10-1/4	**856**
50211N10-3/8	**856**
50211N12-1/2	**856**
50211N12-3/8	**856**
50211N14-1/2	**856**
50211N14-3/8	**856**
50211N4-1/4	**856**
50211N4-1/8	**856**
50211N6-1/4	**856**
50211N6-1/8	**856**
50211N8-1/2	**856**
50211N8-1/4	**856**
50211N8-1/8	**856**
50211N8-3/8	**856**
50223N10-1/2	**856**
50223N10-1/4	**856**
50223N10-3/8	**856**
50223N12-1/2	**856**
50223N12-3/8	**856**
50223N4-1/4	**856**
50223N4-1/8	**856**
50223N6-1/4	**856**
50223N6-1/8	**856**
50223N8-1/2	**856**
50223N8-1/4	**856**
50223N8-1/8	**856**
50223N8-3/8	**856**
50230N10	**856**
50230N12	**856**
50230N14	**856**
50230N4	**856**
50230N6	**856**
50230N8	**856**
5025-3PR	**309**
5029-3PR	**309**
50310N10	**856**
50310N4	**856**
50310N6	**856**
50310N8	**856**
50501	**1551**
5050-1/2	**1174**
505-10	**1513**
505-10SS	**1513**
505-11	**1513**
505-11SS	**1513**
505-12	**1513**
505-12SS	**1513**
505-13	**1513**
505-13SS	**1513**
505-14	**1513**
505-14SS	**1513**
505-15	**1513**
505-15SS	**1513**
505-16	**1513**
505-16SS	**1513**
505-17	**1513**
505-17SS	**1513**
505-18	**1513**
505-18SS	**1513**
50550N10-1/4	**856**
50550N10-3/8	**856**
50550N12-3/8	**856**
50550N4-1/8	**856**
50550N4-M5	**856**
50550N6-1/4	**856**
50550N6-1/8	**856**
50550N6-M5	**856**
50550N8-1/4	**856**
50550N8-1/8	**856**
50550N8-3/8	**856**
505-9	**1513**
505-9SS	**1513**
50700N10-4	**856**
50700N10-6	**856**
50700N10-8	**856**
50700N12-10	**856**
50700N12-8	**856**
50700N6-4	**856**
50700N8-4	**856**
50700N8-6	**856**
507825	**219**
507826	**219**
507833	**219**
507834	**219**
507847	**219**
507848	**219**
507852	**219**
507855	**219**
5101001	**663**
5101002	**663**
5101002F	**665**
510-12	**1533**
510-16	**1533**
510-20	**1533**
510-22	**1533**
510-25	**1533**
510-30	**1533**
5103001	**663**
510-35	**1533**
510-40	**1533**
5104008	**663**
5104011	**663**
510-45	**1533**
510-50	**1533**
5105008	**663**
5105011	**663**
5105111F	**665**
510-55	**1533**
510-60	**1533**
5106008	**664**
5106011	**664**
5107003	**663**
5107004	**663**
510-80	**1533**
5108001F	**665**
5108002F	**665**
5108003F	**665**
5108004F	**665**
5110003	**663**
5110004	**663**
511-14	**391**
511-18	**391**
511-38	**391**
5125	**468**
5126	**468**
5127	**468**
5128	**468**
513-BLUE	**391**
513-RED	**391**
51KBIW13SPN	**377**
51KBIW17SPN	**377**
51SFAW13SXN	**377**
51SFIW13SXN	**377**
51SFIW17SXN	**377**
5201001	**663**
5201002	**663**
5201002F	**665**
52021	**54**
5203001	**663**
5204008	**663**
5205008	**663**
5205011	**663**
5205102F	**665**
5205105F	**665**
5205111F	**665**
5205-4M	**309**
5206008	**664**
5206011	**664**
5207003	**663**
5207004	**663**
5208001F	**665**
5208002F	**665**
5208003F	**665**
5208004F	**665**
5209-4M	**309**
5210003	**663**
5210004	**663**
521-12	**391**
5211896	**466**
5211897	**466**
5211898	**466**
5211899	**466**
5211900	**466**
5211901	**466**
5211903	**466**
5211904	**466**
5211905	**466**
5211906	**466**
5211908	**466**
5211909	**466**
5212001	**664**
521-38	**391**
5216087	**466**
5216088	**466**
5216089	**466**
5216090	**466**
5216091	**466**
5216093	**466**
5216094	**466**
5216095	**466**
5216096	**466**
5216098	**466**
5216099	**466**
5216100	**466**
5216101	**466**
5217238	**467**
5217239	**467**
5217240	**467**
5217241	**467**
5217242	**467**
5217243	**467**
5217244	**467**
5217245	**467**
5217246	**467**
5217248	**467**
5224633	**466**
5224634	**466**
5224635	**466**
5224636	**466**
5224637	**466**
5224639	**466**
5224641	**466**
5224642	**466**
5224643	**466**
5224644	**466**
5224645	**466**
5224646	**466**
5224647	**466**
5225836	**467**
5225837	**467**
5225838	**467**
5225839	**467**
5225840	**467**
5225841	**467**
5225842	**467**
5225843	**467**
5225844	**467**
5225846	**467**
5228001F	**665**
5228002F	**665**
5228003F	**665**
5228004F	**665**
5228227	**466**
5228228	**466**
5228229	**466**
5228230	**466**
5228231	**466**
5228232	**466**
5228233	**466**
5228234	**466**
5228235	**466**
5228236	**466**
5228237	**466**
5228238	**466**
5228239	**466**
5228452	**467**
5228453	**467**
5228454	**467**
5228455	**467**
5228456	**467**
5228457	**467**
5228458	**467**
5228459	**467**
5228460	**467**
5228461	**467**
523-RED	**391**
526060	**662**
526063	**662**
526064	**662**
526069	**662**
526073	**662**
526074	**662**
526075	**662**
526082	**662**
526083	**662**
529144	**659**
529146	**659**
529148	**659**
529150	**659**
529152	**659**
529156	**659**
529158	**659**
529176	**659**
529178	**659**
529180	**659**
529182	**659**
529184	**659**
529188	**659**
529190	**659**
529192	**659**
529194	**659**
529415	**659**
529417	**659**
529419	**659**
529531	**661**
529761	**211**
529762	**210**
529763	**210**
529764	**212**
529765	**212**
529817	**661**
529853	**662**
529989	**659**
529991	**659**
529993	**659**
52KBAW13SPN	**378**
52KBAW17SPN	**378**
52KBAW21SPN	**378**
52KBIW13SPN	**378**
52KBIW17SPN	**378**
52KBIW21SPN	**378**
52KBTF11SPN	**378**
52SFAW17SXN	**378**
52SFTF06SXN	**378**
5300-107	**1760**
5300-108	**1760**
5300-109	**1760**
5300-110	**1760**
5300-111	**1760**
5300-207	**1760**
5300-208	**1760**
5300-209	**1760**
5300-210	**1760**
530029	**816**
530030	**816**

Code	Page
530031	**816**
530032	**816**
530033	**816**
530038	**816**
530039	**816**
530040	**816**
530041	**816**
530042	**816**
530043	**816**
530044	**816**
530045	**816**
530244	**658**
530338	**659**
530340	**659**
530AA	**1034**
530AC	**1034**
530AL	**1034**
531117	**658**
532184	**662**
532185	**662**
532186	**662**
532195	**662**
532196	**662**
532800	**662**
532801	**662**
533534-001	**1031**
533534-003	**1031**
533534-011	**1031**
533534-024	**1031**
533593-003	**1031**
533593-011	**1031**
533593-020	**1031**
534-1	**924**
534-112	**924**
534-114	**924**
534-12	**924**
534-14	**924**
534-2	**924**
534-3	**924**
534337	**815**
534338	**815**
534339	**815**
534-34	**924**
534340	**815**
534341	**815**
534342	**815**
534343	**815**
534344	**815**
534-38	**924**
53440A8	**1663**
53470A8	**1663**
53490A8	**1662**
5349BA8	**1662**
5349SA3	**1662**
534AA	**1034**
534AC	**1034**
534AE	**1034**
53500A3	**1662**
5350NA3	**1662**
5350SA3	**1662**
5351SA3	**1662**
53520A3	**1662**
5352NA3	**1662**
53530A3	**1662**
5353GA3	**1662**
5353NA3	**1662**
5353SA3	**1662**
5354SA3	**1662**
535615	**1020**
535720	**659**
535722	**659**
535724	**659**
53600A3	**1662**
5360AA3	**1662**
5360BA3	**1662**
5360CA3	**1662**
5360DA3	**1662**
53610A3	**1662**
53611A3	**1662**
5361AA3	**1662**
536204	**523**
536205	**523**
536206	**523**
536207	**523**
536208	**523**
536209	**523**
53620A3	**1662**
536210	**523**
536211	**523**
536212	**523**
536213	**523**
536214	**523**
536215	**523**
536216	**523**
536217	**523**
536219	**523**
536220	**523**
536221	**523**
536222	**523**
536223	**523**
536224	**523**
536225	**523**
536226	**523**
536227	**523**
536228	**523**
536229	**523**
536230	**523**
536231	**523**
536232	**523**
536234	**523**
536235	**523**
536236	**523**
536237	**523**
536238	**523**
536239	**523**
536240	**523**
536241	**523**
536242	**523**
536243	**523**
536244	**523**
536245	**523**
536246	**523**
536247	**523**
536248	**523**
536249	**523**
536251	**523**
536252	**523**
536253	**523**
536254	**523**
536255	**523**
536256	**523**
536257	**523**
536258	**523**
536259	**523**
536260	**523**
536261	**523**
536262	**523**
536263	**523**
536264	**523**
536265	**523**
536266	**523**
536268	**524**
536269	**524**
536270	**524**
536271	**524**
536272	**524**
536273	**524**
536274	**524**
536275	**524**
536276	**524**
536277	**524**
536278	**524**
536279	**524**
536280	**524**
536281	**524**
536282	**524**
536283	**524**
536284	**524**
536285	**524**
536286	**524**
536287	**524**
536289	**524**
536290	**524**
536291	**524**
536292	**524**
536293	**524**
536294	**524**
536295	**524**
536296	**524**
536297	**524**
536298	**524**
536299	**524**
536300	**524**
536301	**524**
536302	**524**
536303	**524**
536304	**524**
536305	**524**
536306	**524**
536307	**524**
536308	**524**
536310	**524**
536311	**524**
536312	**524**
536313	**524**
536314	**524**
536315	**524**
536316	**524**
536317	**524**
536318	**524**
536319	**524**
536320	**524**
536321	**524**
536322	**524**
536323	**524**
536324	**524**
536325	**524**
536326	**524**
536327	**524**
536328	**524**
536329	**524**
536331	**523**
536332	**524**
536333	**524**
536334	**524**
536335	**524**
536336	**524**
536337	**524**
536338	**524**
536339	**524**
536340	**524**
536341	**523**
536342	**524**
536343	**524**
536344	**524**
536345	**524**
536346	**524**
536347	**524**
536348	**524**
536349	**524**
536350	**524**
536352	**523**
536353	**524**
536354	**524**
536355	**524**
536356	**524**
536357	**524**
536358	**524**
536359	**524**
536360	**524**
536361	**524**
536362	**523**
536363	**524**
536364	**524**
536365	**524**
536366	**524**
536367	**524**
536368	**524**
536369	**524**
536370	**524**
536371	**524**
536373	**523**
536383	**523**
53640A3	**1662**
5364AA3	**1662**
5364BA3	**1662**
53650A3	**1662**
53670A3	**1662**
53690A3	**1662**
53700A3	**1662**
537075	**815**
537076	**815**
5371AA3	**1662**
53750A3	**1662**
53800A1	**1660**
5400A-00	**227**
54027-25	**1675**
5407772	**468**
5407787	**468**
5407847	**468**
541258	**661**
541259	**661**
541267	**661**
541268	**661**
541272	**661**
541333	**526**
541334	**468**
541338	**526**
541341	**526**
542-15-1	**990**
542-15-1.5	**990**
542-15-10	**990**
542-15-10.5	**990**
542-15-2	**990**
542-15-2.5	**990**
542-15-3	**990**
542-15-3.5	**990**
542-15-4	**990**
542-15-4.5	**990**
542-15-5	**990**
542-15-5.5	**990**
542-15-6	**990**
542-15-7	**990**
542-15-7.5	**990**
542-15-8	**990**
542-15-8.5	**990**
542-15-9	**990**
542-15-9.5	**990**
542-20-1	**990**
542-20-1.5	**990**
542-20-10	**990**
542-20-10.5	**990**
542-20-2	**990**
542-20-2.5	**990**
542-20-3	**990**
542-20-3.5	**990**
542-20-4	**990**
542-20-4.5	**990**
542-20-5	**990**
542-20-5.5	**990**
542-20-6	**990**
542-20-7	**990**
542-20-7.5	**990**
542-20-8	**990**
542-20-8.5	**990**
542-20-9	**990**
542-25-1	**990**
542-25-1.5	**990**
542-25-10	**990**
542-25-10.5	**990**
542-25-2	**990**
542-25-2.5	**990**
542-25-3	**990**
542-25-3.5	**990**
542-25-4	**990**
542-25-4.5	**990**
542-25-5	**990**
542-25-6	**990**
542-25-7	**990**
542-25-7.5	**990**

Code	Page
542-25-8	**990**
542-25-8.5	**990**
542-25-9	**990**
542-25-9.5	**990**
542-32-1	**990**
542-32-10	**990**
542-32-2.5	**990**
542-32-3	**990**
542-32-3.5	**990**
542-32-4	**990**
542-32-4.5	**990**
542-32-5	**990**
542-32-6.5	**990**
542-32-7	**990**
542-32-8	**990**
542-32-8.5	**990**
542-32-9	**990**
542-32-9.5	**990**
542-40-1	**990**
542-40-1.5	**990**
542-40-10	**990**
542-40-10.5	**990**
542-40-2	**990**
542-40-3.5	**990**
542-40-4	**990**
542-40-5	**990**
542-40-6	**990**
542-40-7	**990**
542-40-7.5	**990**
542-40-8	**990**
542-50-10	**990**
542-50-10.5	**990**
542-50-2	**990**
542-50-3.5	**990**
542-50-6	**990**
542-50-7	**990**
542-50-7.5	**990**
542-50-8	**990**
542578	**661**
542582	**661**
542598	**661**
542602	**661**
542-65-3	**990**
542-65-4	**990**
542-65-7.5	**990**
542F-32-1	**992**
542F-32-2	**992**
542F-32-3	**992**
542F-32-4	**992**
542F-32-6	**992**
542F-40-1	**992**
542F-40-2	**992**
542F-40-3	**992**
542F-40-4	**992**
542F-40-6	**992**
542F-50-1	**992**
542F-50-2	**992**
542F-50-3	**992**
542F-50-4	**992**
542F-50-6	**992**
542F-63-1	**992**
542F-63-2	**992**
542F-63-3	**992**
542F-63-4	**992**
542F-63-6	**992**
542F-80-1	**992**
542F-80-2	**992**
542F-80-3	**992**
542F-80-4	**992**
542F-80-6	**992**
542L-15-1	**991**
542L-15-1.5	**991**
542L-15-10	**991**
542L-15-10.5	**991**
542L-15-2	**991**
542L-15-2.5	**991**
542L-15-3	**991**
542L-15-3.5	**991**
542L-15-4	**991**
542L-15-4.5	**991**
542L-15-5	**991**
542L-15-6	**991**
542L-15-7	**991**
542L-15-8.5	**991**
542L-20-1	**991**
542L-20-1.5	**991**
542L-20-10	**991**
542L-20-2	**991**
542L-20-2.5	**991**
542L-20-3	**991**
542L-20-3.5	**991**
542L-20-5	**991**
542L-20-6	**991**
542L-20-6.5	**991**
542L-20-7	**991**
542L-20-8	**991**
542L-20-9	**991**
542L-25-1	**991**
542L-25-1.5	**991**
542L-25-10	**991**
542L-25-10.5	**991**
542L-25-2	**991**
542L-25-2.5	**991**
542L-25-3	**991**
542L-25-3.5	**991**
542L-25-4	**991**
542L-25-5	**991**
542L-25-6	**991**
542L-25-7	**991**
542L-25-8	**991**
542L-32-10	**991**
542L-32-10.5	**991**
542L-32-3	**991**
542L-32-4	**991**
542L-32-8	**991**
542L-40-1.5	**991**
542L-40-10	**991**
542L-40-2.5	**991**
542L-40-5	**991**
542L-40-6	**991**
542L-40-7	**991**
542L-50-1.5	**991**
542L-50-10	**991**
542L-50-10.5	**991**
542L-50-2	**991**
542L-50-4	**991**
542L-50-7.5	**991**
542L-50-8.5	**991**
542L-50-9.5	**991**
542L-65-2	**991**
542L-65-3	**991**
542L-65-3.5	**991**
542L-65-5	**991**
542L-80-4.5	**991**
542L-80-7	**991**
543211881300	**682**
543861	**526**
543862	**526**
543863	**526**
543872	**526**
54500A3	**1665**
5450SA3	**1665**
54520A3	**1665**
54530A3	**1665**
5453SA3	**1665**
54600A3	**1665**
5460AA3	**1665**
54610A3	**1665**
54611A3	**1665**
546146	**1035**
546147	**1035**
546148	**1035**
546149	**1035**
546150	**1035**
546151	**1035**
546152	**1035**
546153	**1035**
546162	**1035**
546163	**1035**
546164	**1035**
546165	**1035**
546166	**1035**
546167	**1035**
546168	**1035**
546169	**1035**
5461AA3	**1665**
546799	**526**
5474WHITE2X10	**1589**
549903	**1036**
549904	**1036**
549905	**1036**
549906	**1036**
549907	**1036**
549908	**1036**
54D-P016G-DA1-AA	**429**
54D-P016G-DD0-AA	**429**
54D-V101G-DA1-AA	**429**
54D-V101G-DD0-AA	**429**
54D-V110G-DA1-AA	**429**
54D-V110G-DD0-AA	**429**
5500000001	**817**
5500000002	**817**
5500000003	**817**
5500000004	**817**
5500000005	**817**
5500000006	**817**
5500000007	**817**
5500000008	**817**
5500000009	**817**
5500000010	**817**
5500000011	**817**
5500000012	**817**
5500000013	**817**
5500000014	**817**
5500000015	**817**
5500000016	**817**
5500000017	**817**
5500000018	**817**
5500000019	**817**
5500000020	**817**
550000DIS	**1037**
550001DIS	**1037**
550002DIS	**1037**
550003DIS	**1037**
550004DIS	**1037**
550005DIS	**1037**
550009DIS	**1037**
550010DIS	**1037**
550011DIS	**1037**
550013DIS	**1037**
550014DIS	**1037**
550015DIS	**1037**
550016DIS	**1037**
550017DIS	**1037**
550026DIS	**1039**
550029DIS	**1039**
550030DIS	**1039**
550031DIS	**1039**
550033DIS	**1039**
550034DIS	**1039**
550035DIS	**1039**
550036DIS	**1039**
550037DIS	**1039**
550039DIS	**1039**
550046DIS	**1039**
550047DIS	**1039**
550049DIS	**1039**
550050DIS	**1039**
550051DIS	**1039**
550052DIS	**1039**
550057DIS	**1039**
550067	**1036**
550072DIS	**1039**
550076DIS	**1039**
550198DIS	**1039**
550218DIS	**1039**
55040-10	**818**
55040-10-6	**818**
55040-10-8	**818**
55040-12	**818**
55040-12-10	**818**
55040-14	**818**
55040-4	**818**
55040-5	**818**
55040-6	**818**
55040-6-4	**818**
55040-8	**818**
55040-8-6	**818**
55111-10-1/2	**818**
55111-10-1/4	**818**
55111-10-3/8	**818**
55111-12-1/2	**818**
55111-12-1/4	**818**
55111-12-3/8	**818**
55111-14-1/2	**818**
55111-14-3/8	**818**
55111-4-1/4	**818**
55111-4-1/8	**818**
55111-5-1/8	**818**
55111-6-1/2	**818**
55111-6-1/4	**818**
55111-6-1/8	**818**
55111-6-3/8	**818**
55111-8-1/2	**818**
55111-8-1/4	**818**
55111-8-1/8	**818**
55111-8-3/8	**818**
55116-10-1/2	**818**
55116-10-1/4	**818**
55116-10-3/8	**818**
55116-12-1/2	**818**
55116-12-1/4	**818**
55116-12-3/8	**818**
55116-14-1/2	**818**
55116-14-3/8	**818**
55116-4-1/4	**818**
55116-4-1/8	**818**
55116-4-M3X0.5	**818**
55116-4-M5	**818**
55116-4-M7X1	**818**
55116-5-1/8	**818**
55116-5-M5	**818**
55116-6-1/2	**818**
55116-6-1/4	**818**
55116-6-1/8	**818**
55116-6-3/8	**818**
55116-6-M5	**818**
55116-8-1/2	**818**
55116-8-1/4	**818**
55116-8-1/8	**818**
55116-8-3/8	**818**
55130-10	**818**
55130-12	**818**
55130-14	**818**
55130-4	**818**
55130-5	**818**
55130-6	**818**
55130-8	**818**
551365	**526**
551367	**526**
551369	**526**
551373	**526**
551375	**526**
551377	**526**
551379	**526**
551382	**526**
55140-10	**818**
55140-10-12	**818**
55140-12	**818**
55140-4	**818**
55140-4-6	**818**
55140-6	**818**
55140-6-4	**818**
55140-8	**818**
55140-8-10	**818**

Code	Page
55230-10	**819**
55230-12	**819**
55230-14	**819**
55230-4	**819**
55230-5	**819**
55230-6	**819**
55230-8	**819**
55240-10	**819**
55240-10-12	**819**
55240-12	**819**
55240-4	**819**
55240-4-6	**819**
55240-6	**819**
55240-6-4	**819**
55240-8	**819**
55240-8-10	**819**
552950	**662**
55310-10	**819**
55310-12	**819**
55310-4	**819**
55310-6	**819**
55310-8	**819**
55330-4-4	**819**
55330-4-6	**819**
55330-6-6	**819**
55330-6-8	**819**
55340-4-1/4	**819**
55340-4-1/8	**819**
55340-6-1/4	**819**
55340-6-1/8	**819**
55345-4-1/4	**819**
55345-4-1/8	**819**
55345-6-1/4	**819**
55345-6-1/8	**819**
55350-10-6	**819**
55350-10-8	**819**
55350-6-4	**819**
55350-8-4	**819**
55350-8-6	**819**
553534-002	**1031**
55410-1/2	**820**
55410-1/4	**820**
55410-1/8	**820**
55410-3/8	**820**
55410-M12X1.5	**820**
55410-M5	**820**
55410-M6	**820**
55420-1/2	**820**
55420-1/4	**820**
55420-1/8	**820**
55420-3/8	**820**
55430-1/2	**820**
55430-1/4	**820**
55430-1/8	**820**
55430-3/8	**820**
55500-10-3/8	**819**
55500-12-1/2	**819**
55500-12-3/8	**819**
55500-4-1/8	**819**
55500-4-M5	**819**
55500-4-M6	**819**
55500-5-1/4	**819**
55500-5-1/8	**819**
55500-5-M5	**819**
55500-5-M6	**819**
55500-6-1/4	**819**
55500-6-1/8	**819**
55500-6-M5	**819**
55500-6-M6	**819**
55500-8-1/4	**819**
55500-8-1/8	**819**
55500-8-3/8	**819**
55510-4-M5	**819**
55510-5-1/4	**819**
55510-5-1/8	**819**
55510-6-1/4	**819**
55510-6-1/8	**819**
55510-8-1/4	**819**
55510-8-1/8	**819**
558278	**912**
558279	**912**
559263	**465**
559264	**465**
559265	**465**
559266	**465**
559267	**465**
559268	**465**
559269	**465**
559270	**465**
559271	**465**
559272	**465**
559273	**465**
559274	**465**
559275	**465**
559276	**465**
559277	**465**
559278	**465**
559279	**465**
559280	**465**
559281	**465**
559282	**465**
559283	**465**
559284	**465**
559285	**465**
559286	**465**
559287	**465**
559288	**465**
559289	**465**
559290	**465**
559291	**465**
559292	**465**
5611A701	**671**
5611B241	**669**
5611B24L101	**671**
5611B261	**669**
5611B541	**669**
5611B54L101	**671**
5611B561	**669**
5611C101	**667**
5611D101	**667**
5611F201	**666**
5611F501	**666**
5611L101	**669**
5611R141	**668**
5611R161	**668**
5611R241	**668**
5611R261	**668**
5611S201	**671**
5611V101	**670**
5611V201	**670**
5611V701	**670**
5612A702	**671**
5612B242	**669**
5612B24L102	**671**
5612B262	**669**
5612B542	**669**
5612B54L102	**671**
5612B562	**669**
5612C102	**667**
5612D102	**667**
5612F202	**666**
5612F502	**666**
5612L102	**669**
5612R142	**668**
5612R162	**668**
5612R242	**668**
5612R262	**668**
5612S202	**671**
5612V102	**670**
5612V202	**670**
5612V702	**670**
5613A703	**671**
5613B243	**669**
5613B24L103	**671**
5613B263	**669**
5613B543	**669**
5613B54L103	**671**
5613B563	**669**
5613C103	**667**
5613D103	**667**
5613F203	**666**
5613F503	**666**
5613L103	**669**
5613R143	**668**
5613R163	**668**
5613R243	**668**
5613R263	**668**
5613S203	**671**
5613V103	**670**
5613V203	**670**
5613V703	**670**
56144010	**411**
56145010	**411**
5623A703	**671**
5623B243	**669**
5623B24L103	**671**
5623B263	**669**
5623B543	**669**
5623B54L103	**671**
5623B563	**669**
5623C103	**667**
5623D103	**667**
5623F203	**666**
5623F503	**666**
5623L103	**669**
5623R143	**668**
5623R163	**668**
5623R243	**668**
5623R263	**668**
5623S203	**671**
5623V103	**670**
5623V203	**670**
5623V703	**670**
5624A704	**671**
5624B244	**669**
5624B24L104	**671**
5624B264	**669**
5624B544	**669**
5624B54L104	**671**
5624B564	**669**
5624C104	**667**
5624D104	**667**
5624F204	**666**
5624F504	**666**
5624L104	**669**
5624R144	**668**
5624R164	**668**
5624R244	**668**
5624R264	**668**
5624S204	**671**
5624V104	**670**
5624V204	**670**
5624V704	**670**
5625A705	**671**
5625B245	**669**
5625B24L105	**671**
5625B265	**669**
5625B545	**669**
5625B54L105	**671**
5625B565	**669**
5625C105	**667**
5625D105	**667**
5625F205	**666**
5625F505	**666**
5625L105	**669**
5625R145	**668**
5625R165	**668**
5625R245	**668**
5625R265	**668**
5625S205	**671**
5625V105	**670**
5625V205	**670**
5625V705	**670**
5626A706	**671**
5626B246	**669**
5626B24L106	**671**
5626B266	**669**
5626B546	**669**
5626B54L106	**671**
5626B566	**669**
5626D106	**667**
5626F206	**666**
5626F506	**666**
5626L106	**669**
5626R146	**668**
5626R166	**668**
5626R246	**668**
5626R266	**668**
5626S206	**671**
5626V106	**670**
5626V206	**670**
5626V706	**670**
564930	**427**
564932	**427**
564934	**427**
564936	**427**
564938	**427**
564940	**427**
565401	**427**
565402	**427**
565405	**427**
565406	**427**
565465	**211**
57018	**1745**
571061	**1020**
5711114-1/2	**846**
5711114-3/8	**846**
572576	**428**
572577	**428**
572646	**525**
572647	**525**
572648	**525**
572649	**525**
572650	**525**
572651	**525**
572652	**525**
572653-FESTO	**525**
572654	**525**
572655	**525**
572656	**525**
572657	**525**
572658	**525**
572659	**525**
572660	**525**
572661	**525**
572662	**525**
572663	**525**
572664	**525**
572665	**525**
572666	**525**
572667	**525**
572668	**525**
572669	**525**
572670	**525**
572671	**525**
572672	**525**
572673	**525**
572674	**525**
572675	**525**
572676	**525**
572677	**525**
572678	**525**
572679	**525**
572680	**525**
572681	**525**
572682	**525**
572683	**525**
572684	**525**
572685	**525**
572686	**525**
572687	**525**
572688	**525**
572689	**525**
572690	**525**
572691	**525**
572692	**525**
572693	**525**
572694	**525**
572695	**525**
572696	**525**

Code	Page
572697	**525**
572698	**525**
572699	**525**
572700	**525**
572701	**525**
572702	**525**
572703	**525**
572704	**525**
572705	**525**
572706	**525**
572707	**525**
572708	**525**
572709	**525**
572710	**525**
572711	**525**
572712	**525**
572713	**525**
572714	**525**
572715	**525**
572716	**525**
572717	**525**
572718	**525**
572719	**525**
572720	**525**
572721	**525**
572722	**525**
572723	**525**
572724	**525**
572725	**525**
572726	**525**
572727	**525**
572728	**525**
572729	**525**
572730	**525**
572731	**525**
572732	**525**
572733	**525**
572734	**525**
572735	**525**
573346	**427**
573347	**427**
573348	**427**
573349	**427**
573350	**427**
573351	**427**
574334	**468**
574335	**526**
574336	**526**
574337	**526**
574338	**526**
574339	**468**
574340	**526**
574341	**526**
575263	**580**
575264	**580**
575265	**580**
575266	**582**
575268	**580**
575274	**580**
575475	**580**
575477	**580**
575481	**582**
575503	**580**
575511	**580**
575513	**582**
575518	**580**
575520	**582**
575525	**580**
575527	**582**
575541	**582**
575568	**580**
575570	**580**
575574	**582**
575596	**580**
575604	**580**
575606	**582**
575611	**580**
575613	**582**
575618	**580**
575620	**582**
576363	**581**
576365	**581**
576367	**581**
576369	**581**
576371	**581**
576409	**581**
576410	**581**
576411	**581**
576417	**581**
576419	**581**
576421	**581**
576423	**581**
576425	**581**
576465	**581**
576467	**581**
576469	**581**
576471	**581**
576473	**581**
577257	**1020**
57KBAW26SPN	**379**
57KBAW33SPN	**379**
57KBIW21SPN	**379**
57KBIW26SPN	**379**
57KBIW33SPN	**379**
57KBTF19SPN	**379**
57SBAW21SPN	**379**
57SBAW26SPN	**379**
57SBAW33SPN	**379**
57SBIW21SPN	**379**
57SBIW26SPN	**379**
58.1045OS	**1454**
58.3023OS	**1454**
58.3045OS	**1454**
58000-4-1/8	**858**
58000-4-M10	**858**
58000-4-M6	**858**
58000-4-M8	**858**
58000-6-1/8	**858**
58000-6-M10	**858**
58000-6-M6	**858**
58000-6-M8	**858**
58040-4	**858**
58040-6	**858**
58100-4-1/8	**858**
58100-4-M10	**858**
58100-4-M6	**858**
58100-4-M8	**858**
58100-6-1/8	**858**
58100-6-M10X1	**858**
58100-6-M6X1	**858**
58100-6-M8X1	**858**
58110-4-1/8	**858**
58110-4-M10	**858**
58110-4-M6	**858**
58110-4-M8	**858**
58110-6-1/8	**858**
58110-6-M10	**858**
58110-6-M6	**858**
58110-6-M8	**858**
5949SA3	**1664**
5950NA3	**1664**
5950SA3	**1664**
5951SA3	**1664**
5952GA3	**1664**
5953SA3	**1664**
59600A3	**1664**
59603-25	**1675**
5960AA3	**1664**
5961GA3	**1664**
59640A3	**1664**
598261	**227**
598262	**227**
598263	**227**
598264	**227**
598265	**227**
5986572-001	**224**
5986574-001	**224**
5986576-001	**224**
5E-PBIND	**257**
5F-PBIND	**257**
5JITS	**80**
5J-T-MM-10K	**93**
5JTN	**80**
5-MS	**1517**
5-ORING	**108**
5-SS	**1517**
5VS-401-800	**445**
5VS-402-800	**445**
5VS-410-800	**445**
5VS-412-800	**445**
5VS-420-800	**445**
5VS-421-800	**445**
6	
6000/06/G/5.5	**985**
6000/06/H/9.0	**985**
60000-10-1/4	**878**
60000-10-3/8	**878**
60000-12-1/2	**878**
60000-12-3/8	**878**
60000-4-1/4	**878**
60000-4-1/8	**878**
60000-6-1/4	**878**
60000-6-1/8	**878**
60000-8-1/4	**878**
60000-8-1/8	**878**
600-1008	**1144**
60013056AC	**1611**
600-1306	**1144**
600-1308	**1144**
600-1310	**1144**
600-1708	**1144**
600-1710	**1144**
60020-10-1/2	**878**
60020-10-1/4	**878**
60020-10-3/8	**878**
60020-12-1/2	**878**
60020-12-3/8	**878**
60020-14-1/2	**878**
60020-4-1/4	**878**
60020-4-1/8	**878**
60020-4-M5	**878**
60020-6-1/4	**878**
60020-6-1/8	**878**
60020-6-M5	**878**
60020-8-1/4	**878**
60020-8-1/8	**878**
60028342AC	**1611**
6003263WAC	**1611**
60032656AC	**1611**
60038830AA	**1611**
60040-10	**879**
60040-10-12	**879**
60040-12	**879**
60040-14	**879**
60040-4	**879**
60040-4-6	**879**
60040-6	**879**
60040-6-8	**879**
60040-8	**879**
60040-8-10	**879**
60050-10	**879**
60050-12	**879**
60050-4	**879**
60050-6	**879**
60050-8	**879**
601-10	**1542**
601-10SS	**1542**
60110X-10-12	**878**
60110X-10-14	**878**
60110X-10-38	**878**
60110X-12-12	**878**
60110X-12-38	**878**
60110X-4-14	**878**
60110X-4-18	**878**
60110X-6-14	**878**
60110X-6-18	**878**
60110X-8-14	**878**
60110X-8-18	**878**
601-13	**1542**
601-13SS	**1542**
60115X-10-12	**878**
60115X-10-14	**878**
60115X-10-38	**878**
60115X-12-12	**878**
60115X-12-38	**878**
60115X-14-12	**878**
60115X-4-14	**878**
60115X-4-18	**878**
60115X-4-M5	**878**
60115X-6-14	**878**
60115X-6-18	**878**
60115X-6-38	**878**
60115X-6-M5	**878**
60115X-8-14	**878**
60115X-8-18	**878**
60115X-8-38	**878**
601-16	**1542**
601-16SS	**1542**
601-19	**1542**
601-19SS	**1542**
601-22	**1542**
601-22SS	**1542**
601-25	**1542**
601-25SS	**1542**
601-28	**1542**
601-28SS	**1542**
60130X-10	**879**
60130X-12	**879**
60130X-14	**879**
60130X-4	**879**
60130X-6	**879**
60130X-8	**879**
601-32	**1542**
601-32SS	**1542**
601-36	**1542**
601-36SS	**1542**
601-40	**1542**
601-40SS	**1542**
601-44	**1542**
601-44SS	**1542**
601-48	**1542**
601-48SS	**1542**
601-52	**1542**
601-52SS	**1542**
601-6	**1542**
601-6SS	**1542**
601-8	**1542**
601-8SS	**1542**
60210X-10-12	**878**
60210X-10-14	**878**
60210X-10-38	**878**
60210X-12-12	**878**
60210X-12-38	**878**
60210X-4-14	**878**
60210X-4-18	**878**
60210X-6-14	**878**
60210X-6-18	**878**
60210X-8-14	**878**
60210X-8-18	**878**
60215X-10-12	**878**
60215X-10-14	**878**
60215X-10-38	**878**
60215X-12-12	**878**
60215X-12-38	**878**
60215X-14-12	**878**
60215X-4-14	**878**
60215X-4-M5	**878**
60215X-6-14	**878**
60215X-6-18	**878**
60215X-6-M5	**878**
60215X-8-14	**878**
60215X-8-18	**878**
60230X-10	**879**
60230X-12	**879**
60230X-14	**879**
60230X-4	**879**
60230X-6	**879**
60230X-8	**879**
60310X-4	**879**
60310X-6	**879**

Code	Page
60310X-8	**879**
60500	**56**
605006250	**430**
605006520	**430**
605009902	**430**
6050-1	**627**
6050-12	**627**
6050-14	**627**
6050-18	**627**
6050-34	**627**
6050-38	**627**
6050-M5	**627**
6058	**468**
6059	**468**
6060001570	**1572**
60600-10-14	**879**
60600-10-38	**879**
60600-12-12	**879**
60600-12-38	**879**
6060020140	**1651**
6060020141	**1651**
6060020142	**1651**
6060020143	**1651**
6060020145	**1651**
60600-6-18	**879**
60600-8-14	**879**
6060-12	**1056**
6060-14	**1056**
6060-18	**1056**
6060-38	**1056**
6062-12	**627**
6062-14	**627**
6062-18	**627**
6062-38	**627**
6062-M5	**627**
6063-12	**627**
6063-14	**627**
6063-18	**627**
6063-38	**627**
6064-4	**627**
6064-6	**627**
6064-8	**627**
60668	**1745**
6070020130	**1651**
6070020131	**1651**
6070020132	**1651**
6070020134	**1651**
6070020141	**1651**
6070-1/4	**1174**
6070-1/8	**1174**
6080020109	**1651**
6080020113	**1651**
6080020115	**1651**
6080020119	**1651**
6080020120	**1651**
6080-1/4	**1174**
6080-1/8	**1174**
6090020030	**1651**
6090020033	**1651**
6090020036	**1651**
6090020038	**1651**
6090020040	**1651**
6090020046	**1651**
6090020053	**1651**
6090-1/4	**1159**
6090-1/8	**1159**
60D-P100G-DD1-AA	**429**
60D-V110G-DD1-AA	**429**
60S-P010G-A42-AA	**429**
60S-P016G-A42-AA	**429**
60S-V110G-A42-AA	**429**
610AA	**1034**
610AC	**1034**
610AE	**1034**
610AL	**1034**
610B012012	**885**
610B012014	**885**
610B012015	**885**
610B012016	**885**
610B012018	**885**
610B012020	**885**
610B034018	**885**
610B034022	**885**
610B034025	**885**
610B038012	**885**
610B100028	**885**
6120005000	**1581**
6120005500	**1581**
6130001500	**1571**
6130001560	**1572**
6130002500	**1571**
6130002600	**1571**
6130002700	**1571**
6130002800	**1571**
6130002900	**1571**
6130004000	**1573**
6130004020	**1573**
6130004030	**1576**
6130004050	**1572**
6130007000	**1574**
6130008500	**1574**
6130009000	**1574**
6130012000	**1572**
6130012100	**1573**
6130013000	**1574**
61400	**61**
6140001500	**1575**
6140003500	**1574**
61402	**61**
61403	**61**
61404	**61**
61405	**61**
61406	**61**
61410	**61**
61411	**61**
61417	**61**
61419	**61**
61420	**61**
61429	**61**
61432	**61**
61433	**61**
61434	**61**
61436	**61**
61437	**61**
61438	**61**
61439	**61**
6144	**490**
61443	**61**
61444	**61**
61445	**61**
61448	**61**
61449	**61**
6145	**490**
6146	**490**
6147	**490**
614AA	**1034**
614AC	**1034**
614AE	**1034**
6150001010	**1575**
6150001030	**1575**
6150001100	**1574**
6150002000	**1575**
6150003600	**1574**
6150003601	**1574**
6150005500	**1575**
6150006000	**1575**
6150006100	**1575**
6150006500	**1575**
6150007000	**1574**
6150009300	**1580**
6150009310	**1580**
6150009320	**1580**
6150009330	**1579**
6150009340	**1579**
6150009350	**1579**
6150009360	**1580**
6150009370	**1579**
6150009380	**1580**
6150009390	**1581**
6150009400	**1579**
6150009420	**1580**
6150009450	**1580**
6150009470	**1579**
6150009480	**1579**
6150009490	**1581**
6150009500	**1579**
6150009510	**1580**
6150009520	**1579**
6150009530	**1581**
6150SA8	**1660**
6151SA8	**1660**
615500ABF	**889**
615B012012	**885**
615B012014	**885**
615B012015	**885**
615B012016	**885**
615B012018	**885**
615B012020	**885**
615B034018	**885**
615B034022	**885**
615B034025	**885**
615B038012	**885**
615B038014	**885**
615B100028	**885**
6160001000	**1571**
6160001200	**1571**
6160004000	**1573**
6160005000	**1571**
61640A8	**1660**
6165OA3	**1660**
616769	**215**
616773	**217**
616777	**216**
616781	**216**
616785	**217**
616789	**216**
6170030000	**1572**
6170030010	**1574**
6170030020	**1575**
6170030040	**1575**
6170030050	**1576**
617470	**219**
617471	**219**
617475	**219**
617476	**219**
617477	**219**
617499	**219**
617500	**219**
6180400000	**1582**
6180400001	**1582**
6180400002	**1582**
6180400003	**1582**
6180400004	**1582**
6180400005	**1582**
6180400006	**1582**
6180400007	**1582**
6180400008	**1582**
6180400010	**1582**
6180400011	**1582**
6180400012	**1582**
6180400013	**1582**
6180400014	**1582**
6190003000	**1571**
6190004150	**1577**
6190004600	**1577**
6190004650	**1577**
6190005600	**1577**
6190006510	**1577**
6190007510	**1577**
6190009400	**1583**
6190010000	**1573**
6190011001	**1576**
6190011501	**1576**
6190011510	**1576**
6190011511	**1576**
6190011512	**1576**
6190011513	**1576**
6190011530	**1583**
6190011531	**1583**
6190011533	**1583**
6190011536	**1583**
6190011537	**1583**
6190011538	**1583**
6190011600	**1576**
6190012000	**1573**
6190014010	**1575**
6190015000	**1575**
6190019000	**1577**
6190050001	**1582**
6190050002	**1582**
6190050003	**1582**
6190050004	**1582**
6190050005	**1582**
6190050006	**1582**
6190050007	**1582**
61M2P032A0025	**507**
61M2P032A0050	**507**
61M2P032A0075	**507**
61M2P032A0080	**507**
61M2P032A0100	**507**
61M2P032A0125	**507**
61M2P032A0150	**507**
61M2P032A0160	**507**
61M2P032A0200	**507**
61M2P032A0250	**507**
61M2P032A0300	**507**
61M2P032A0320	**507**
61M2P032A0400	**507**
61M2P032A0500	**507**
61M2P032A0600	**507**
61M2P032A0700	**507**
61M2P032A0800	**507**
61M2P032A0900	**507**
61M2P032A1000	**507**
61M2P040A0025	**507**
61M2P040A0050	**507**
61M2P040A0075	**507**
61M2P040A0080	**507**
61M2P040A0100	**507**
61M2P040A0125	**507**
61M2P040A0150	**507**
61M2P040A0160	**507**
61M2P040A0200	**507**
61M2P040A0250	**507**
61M2P040A0300	**507**
61M2P040A0320	**507**
61M2P040A0400	**507**
61M2P040A0500	**507**
61M2P040A0600	**507**
61M2P040A0700	**507**
61M2P040A0800	**507**
61M2P040A0900	**507**
61M2P040A1000	**507**
61M2P050A0025	**507**
61M2P050A0050	**507**
61M2P050A0075	**507**
61M2P050A0080	**507**
61M2P050A0100	**507**
61M2P050A0125	**507**
61M2P050A0150	**507**
61M2P050A0160	**507**
61M2P050A0200	**507**
61M2P050A0250	**507**
61M2P050A0300	**507**
61M2P050A0320	**507**
61M2P050A0400	**507**
61M2P050A0500	**507**
61M2P050A0600	**507**
61M2P050A0800	**507**
61M2P050A0900	**507**
61M2P050A1000	**507**
61M2P063A0025	**507**
61M2P063A0050	**507**
61M2P063A0075	**507**
61M2P063A0080	**507**
61M2P063A0100	**507**
61M2P063A0125	**507**
61M2P063A0150	**507**
61M2P063A0160	**507**
61M2P063A0200	**507**

Code	Page
61M2P063A0250	**507**
61M2P063A0300	**507**
61M2P063A0320	**507**
61M2P063A0400	**507**
61M2P063A0500	**507**
61M2P063A0600	**507**
61M2P063A0700	**507**
61M2P063A0800	**507**
61M2P063A0900	**507**
61M2P063A1000	**507**
61M2P080A0025	**507**
61M2P080A0050	**507**
61M2P080A0075	**507**
61M2P080A0080	**507**
61M2P080A0100	**507**
61M2P080A0125	**507**
61M2P080A0150	**507**
61M2P080A0160	**507**
61M2P080A0200	**507**
61M2P080A0250	**507**
61M2P080A0300	**507**
61M2P080A0320	**507**
61M2P080A0500	**507**
61M2P080A0600	**507**
61M2P080A0700	**507**
61M2P080A0800	**507**
61M2P080A0900	**507**
61M2P080A1000	**507**
61M2P100A0025	**507**
61M2P100A0050	**507**
61M2P100A0080	**507**
61M2P100A0100	**507**
61M2P100A0125	**507**
61M2P100A0150	**507**
61M2P100A0160	**507**
61M2P100A0200	**507**
61M2P100A0250	**507**
61M2P100A0300	**507**
61M2P100A0320	**507**
61M2P100A0400	**507**
61M2P100A0500	**507**
61M2P100A0600	**507**
61M2P100A0700	**507**
61M2P100A0800	**507**
61M2P100A0900	**507**
61M2P100A1000	**507**
61M2P125A0025	**507**
61M2P125A0050	**507**
61M2P125A0075	**507**
61M2P125A0080	**507**
61M2P125A0100	**507**
61M2P125A0125	**507**
61M2P125A0150	**507**
61M2P125A0160	**507**
61M2P125A0200	**507**
61M2P125A0250	**507**
61M2P125A0300	**507**
61M2P125A0320	**507**
61M2P125A0400	**507**
61M2P125A0500	**507**
61M2P125A0600	**507**
61M2P125A0700	**507**
61M2P125A0800	**507**
61M2P125A0900	**507**
61M2P125A1000	**507**
620-2108	**1144**
620-2110	**1144**
620-2112	**1144**
620C000012	**886**
620C000014	**886**
620C000015	**886**
620C000016	**886**
620C000018	**886**
620C000020	**886**
620C000022	**886**
620C000025	**886**
620C000028	**886**
6230003705	**1571**
6230005100	**1574**
625500ABF	**889**
625C000012	**886**
625C000014	**886**
625C000015	**886**
625C000016	**886**
625C000018	**886**
625C000020	**886**
625C000022	**886**
6260020700	**1583**
628-1006	**1144**
628-1305	**1144**
628-1306	**1144**
628-1308	**1144**
628-1310	**1144**
628-1706	**1144**
628-1708	**1144**
628-1710	**1144**
628-2110	**1144**
628-2112	**1144**
6300-12	**942**
6300-14	**942**
6300-18	**942**
6300-38	**942**
6302001	**678**
630C000012	**886**
630C000014	**886**
630C000015	**886**
630C000016	**886**
630C000018	**886**
630C000020	**886**
630C000022	**886**
630C000025	**886**
630C000028	**886**
6310-12-12	**942**
6310-14-14	**942**
6310-14-18	**942**
6310-18-18	**942**
6310-34-34	**942**
6310-38-38	**942**
6320-12-12	**942**
6320-14-14	**942**
6320-14-18	**942**
6320-18-18	**942**
6320-38-38	**942**
6330001005	**1572**
6330007005	**1572**
6330061005	**1571**
6330062005	**1571**
6330-12-12	**942**
6330-14-14	**942**
6330-18-14	**942**
6330-18-18	**942**
6330272100	**1573**
6340-10-38	**942**
6340-15-12	**942**
6340-6-18	**942**
6340-8-14	**942**
6340-8-18	**942**
63440A8	**1663**
63470A8	**1663**
63500A3	**1663**
6350-12-15	**942**
6350-14-6	**942**
6350-14-8	**942**
6350-18-6	**942**
6350-18-8	**942**
6350-38-10	**942**
6350-38-12	**942**
6350SA3	**1663**
63530A3	**1663**
6353SA3	**1663**
635500ABF	**889**
635B012014	**885**
635B012015	**885**
635B012016	**885**
635B012018	**885**
635B012020	**885**
635B034018	**885**
635B034022	**885**
635B034025	**885**
635B100028	**885**
63600A3	**1663**
6360AA3	**1663**
6360BA3	**1663**
63610A3	**1663**
6361AA3	**1663**
63640A3	**1663**
6364AA3	**1663**
63670A3	**1663**
6367AA3	**1663**
63690A3	**1662**
63700M7018	**1572**
63700M7019	**1572**
63700M7028	**1572**
63700M7036	**1576**
63750A3	**1663**
6380002	**678**
6381001	**679**
63820A1	**1660**
63MP2C032A0025	**508**
63MP2C032A0050	**508**
63MP2C032A0075	**508**
63MP2C032A0080	**508**
63MP2C032A0100	**508**
63MP2C032A0125	**508**
63MP2C032A0150	**508**
63MP2C032A0160	**508**
63MP2C032A0200	**508**
63MP2C032A0250	**508**
63MP2C032A0300	**508**
63MP2C032A0320	**508**
63MP2C032A0400	**508**
63MP2C032A0500	**508**
63MP2C032A0600	**508**
63MP2C032A0700	**508**
63MP2C032A0800	**508**
63MP2C032A0900	**508**
63MP2C040A0025	**508**
63MP2C040A0050	**508**
63MP2C040A0075	**508**
63MP2C040A0080	**508**
63MP2C040A0100	**508**
63MP2C040A0125	**508**
63MP2C040A0150	**508**
63MP2C040A0160	**508**
63MP2C040A0200	**508**
63MP2C040A0250	**508**
63MP2C040A0300	**508**
63MP2C040A0320	**508**
63MP2C040A0400	**508**
63MP2C040A0500	**508**
63MP2C040A0600	**508**
63MP2C040A0700	**508**
63MP2C040A0800	**508**
63MP2C040A0900	**508**
63MP2C050A0025	**508**
63MP2C050A0050	**508**
63MP2C050A0075	**508**
63MP2C050A0080	**508**
63MP2C050A0100	**508**
63MP2C050A0125	**508**
63MP2C050A0150	**508**
63MP2C050A0160	**508**
63MP2C050A0200	**508**
63MP2C050A0250	**508**
63MP2C050A0300	**508**
63MP2C050A0320	**508**
63MP2C050A0400	**508**
63MP2C050A0500	**508**
63MP2C050A0600	**508**
63MP2C050A0700	**508**
63MP2C050A0800	**508**
63MP2C050A0900	**508**
63MP2C063A0025	**508**
63MP2C063A0050	**508**
63MP2C063A0075	**508**
63MP2C063A0080	**508**
63MP2C063A0100	**508**
63MP2C063A0125	**508**
63MP2C063A0150	**508**
63MP2C063A0160	**508**
63MP2C063A0200	**508**
63MP2C063A0250	**508**
63MP2C063A0300	**508**
63MP2C063A0320	**508**
63MP2C063A0400	**508**
63MP2C063A0500	**508**
63MP2C063A0600	**508**
63MP2C063A0700	**508**
63MP2C063A0800	**508**
63MP2C063A0900	**508**
63MP2C080A0025	**508**
63MP2C080A0050	**508**
63MP2C080A0075	**508**
63MP2C080A0080	**508**
63MP2C080A0100	**508**
63MP2C080A0125	**508**
63MP2C080A0150	**508**
63MP2C080A0160	**508**
63MP2C080A0200	**508**
63MP2C080A0250	**508**
63MP2C080A0300	**508**
63MP2C080A0320	**508**
63MP2C080A0400	**508**
63MP2C080A0500	**508**
63MP2C080A0600	**508**
63MP2C080A0700	**508**
63MP2C080A0800	**508**
63MP2C080A0900	**508**
63MP2C080A0985	**508**
63MP2C100A0025	**508**
63MP2C100A0050	**508**
63MP2C100A0075	**508**
63MP2C100A0080	**508**
63MP2C100A0100	**508**
63MP2C100A0125	**508**
63MP2C100A0150	**508**
63MP2C100A0160	**508**
63MP2C100A0200	**508**
63MP2C100A0250	**508**
63MP2C100A0300	**508**
63MP2C100A0320	**508**
63MP2C100A0400	**508**
63MP2C100A0500	**508**
63MP2C100A0600	**508**
63MP2C100A0700	**508**
63MP2C100A0800	**508**
63MP2C100A0900	**508**
63MP2C125A0025	**508**
63MP2C125A0050	**508**
63MP2C125A0075	**508**
63MP2C125A0080	**508**
63MP2C125A0100	**508**
63MP2C125A0125	**508**
63MP2C125A0150	**508**
63MP2C125A0160	**508**
63MP2C125A0200	**508**
63MP2C125A0250	**508**
63MP2C125A0300	**508**
63MP2C125A0320	**508**
63MP2C125A0400	**508**
63MP2C125A0500	**508**
63MP2C125A0600	**508**
63MP2C125A0700	**508**
63MP2C125A0800	**508**
63MP2C125A0900	**508**
6402001	**678**
64053	**1744**
64058	**1744**
640B012012	**885**
640B012014	**885**
640B012015	**885**
640B012016	**885**
640B012018	**885**
640B012020	**885**
640B034018	**885**
640B034022	**885**
640B034025	**885**
640B038012	**885**
640B100028	**885**
6420-12-12	**942**

Code	Page
6420-14-14	**942**
6420-18-14	**942**
6420-18-18	**942**
6420-38-14	**942**
6420-38-38	**942**
6432 10 1/4	**871**
6432 10 3/8	**871**
6432 12 1/4	**871**
6432 12 3/8	**871**
6432 4 1/8	**871**
6432 4 M5	**871**
6432 5 M5	**871**
6432 6 1/4	**871**
6432 6 1/8	**871**
6432 8 1/4	**871**
6432 8 1/8	**871**
6432 8 3/8	**871**
6440-12-12	**942**
6440-12-15	**942**
6440-14-10	**942**
6440-14-6	**942**
6440-14-8	**942**
6440-18-6	**942**
6440-18-8	**942**
6440-34-15	**942**
6440-38-10	**942**
6440-38-15	**942**
6440-38-8	**942**
6442 10 1/4	**871**
6442 10 3/8	**871**
6442 12 1/4	**871**
6442 12 3/8	**871**
6442 4 1/8	**871**
6442 4 M5	**871**
6442 5 M5	**871**
6442 6 1/4	**871**
6442 6 1/8	**871**
6442 8 1/4	**871**
6442 8 1/8	**871**
6442 8 3/8	**871**
64500A3	**1665**
6450SA3	**1665**
6451 4 M5	**872**
64530A3	**1665**
6453SA3	**1665**
645500ABF	**889**
645B012012	**885**
645B012014	**885**
645B012015	**885**
645B012016	**885**
645B012018	**885**
645B012020	**885**
645B034018	**885**
645B034022	**885**
645B034025	**885**
645B038012	**885**
645B100028	**885**
64600A3	**1665**
64610A3	**1665**
64611A3	**1665**
6463 10 1/4	**870**
6463 4 1/8	**870**
6463 4 M5	**870**
6463 5 1/8	**870**
6463 6 1/4	**870**
6463 6 1/8	**870**
6463 8 1/4	**870**
6463 8 1/8	**870**
646500ABF	**889**
64670A3	**1665**
647109	**1685**
647121	**1685**
6480002	**678**
6481001	**679**
648B012012	**885**
648B012014	**885**
648B012015	**885**
648B012016	**885**
648B012018	**885**
648B012020	**885**
648B034018	**885**
648B034022	**885**
648B038012	**885**
64903	**1743**
6500-8	**942**
650-1003	**1142**
650-1004	**1142**
650-1005	**1142**
650-1006	**1142**
650-1008	**1142**
650-1010	**1142**
650103	**1651**
650108	**1651**
650113	**1651**
650121	**1651**
650-1305	**1142**
650-1306	**1142**
650-1308	**1142**
650-1310	**1142**
650-1312	**1142**
650-1706	**1142**
650-1708	**1142**
650-1710	**1142**
650-1713	**1142**
650-1716	**1142**
650-1719	**1142**
650-2106	**1142**
650-2108	**1142**
650-2110	**1142**
650-2113	**1142**
650-2116	**1142**
650-2119	**1142**
650-2125	**1142**
650-2612	**1142**
650-2616	**1142**
650-2625	**1142**
650-2632	**1142**
650-3312	**1142**
650-3316	**1142**
650-3319	**1142**
650-3325	**1142**
650-3332	**1142**
650-4219	**1142**
650-4225	**1142**
650-4232	**1142**
650-4238	**1142**
650-4838	**1142**
650C000012	**886**
650C000014	**886**
650C000015	**886**
650C000016	**886**
650C000018	**886**
650C000020	**886**
650C000022	**886**
650C000025	**886**
650C000028	**886**
6512 10 1/4	**870**
6512 10 3/8	**870**
6512 12 1/4	**870**
6512 12 3/8	**870**
6512 4 1/4	**870**
6512 4 1/8	**870**
6512 4 M5	**870**
6512 4 M6	**870**
6512 5 M5	**870**
6512 6 1/4	**870**
6512 6 1/8	**870**
6512 6 M5	**870**
6512 8 1/4	**870**
6512 8 1/8	**870**
6512 8 3/8	**870**
652021	**1685**
6522 10 1/4	**870**
6522 10 3/8	**870**
6522 12 1/4	**870**
6522 12 3/8	**870**
6522 4 1/4	**870**
6522 4 1/8	**870**
6522 4 M5	**870**
6522 5 M5	**870**
6522 6 1/4	**870**
6522 6 1/8	**870**
6522 6 M5	**870**
6522 8 1/4	**870**
6522 8 1/8	**870**
6522 8 3/8	**870**
6540 10	**872**
6540 12	**872**
6540 14	**872**
6540 4	**872**
6540 5	**872**
6540 6	**872**
6540 8	**872**
6550 10	**872**
6550 12	**872**
6550 14	**872**
6550 4	**872**
6550 5	**872**
6550 6	**872**
6550 8	**872**
65500B3	**1660**
65506B3	**1660**
6550NB3	**1660**
6555 10 10	**872**
6555 4 4	**872**
6555 6 6	**872**
6555 8 8	**872**
655BU012110	**886**
655BU012180	**886**
655BU012200	**886**
655BU015180	**886**
655BU015250	**886**
655BU016150	**886**
655BU016180	**886**
655BU016200	**886**
655BU018200	**886**
655BU020190	**886**
655BU020280	**886**
655BU022200	**886**
655BU025230	**886**
655BU025250	**886**
655BU028280	**886**
655BU028300	**886**
6560 10	**872**
6560 4	**872**
6560 6	**872**
6560 8	**872**
6560-4	**928**
6560-6	**928**
6560-8	**928**
65610B9	**1660**
65632B9	**1660**
656EP012	**886**
656EP014	**886**
656EP015	**886**
656EP016	**886**
656EP018	**886**
656EP020	**886**
656EP022	**886**
656EP025	**886**
656EP028	**886**
6570-14-6	**928**
6570-14-8	**928**
6570-18-4	**928**
6570-18-6	**928**
6570-18-8	**928**
657DI012	**886**
657DI014	**886**
657DI015	**886**
657DI016	**886**
657DI018	**886**
657DI020	**886**
657DI022	**886**
657DI025	**886**
657DI028	**886**
6580 10	**872**
6580 12	**872**
6580 14	**872**
6580 4	**872**
6580 5	**872**
6580 6	**872**
6580 8	**872**
658AG012	**886**
658AG014	**886**
658AG015	**886**
658AG016	**886**
658AG018	**886**
658AG020	**886**
658AG022	**886**
658AG025	**886**
658AG028	**886**
6590 10	**872**
6590 12	**872**
6590 14	**872**
6590 4	**872**
6590 5	**872**
6590 6	**872**
6590 8	**872**
6600 10	**872**
6600 12	**872**
6600 4	**872**
6600 5	**872**
6600 6	**872**
6600 8	**872**
660-1010	**1165**
660-1313	**1165**
660-1717	**1165**
6602.17.00	**1066**
6602.25.00	**1066**
6602.40.00	**1066**
6602.50.00	**1066**
6602.63.00	**1066**
660-2121	**1165**
660-2626	**1165**
6603-12-12	**309**
6603-16-16	**309**
660-3333	**1165**
6603-4-4	**309**
6603-6-6	**309**
6603-8-10	**309**
6604.17.00	**1066**
6604.25.00	**1066**
6604.40.00	**1066**
6604.50.00	**1066**
6604.50.25	**1066**
6604.50.40	**1066**
6604.63.00	**1066**
6605.17.13	**1065**
6605.17.21	**1065**
6605.25.21	**1065**
6605.25.27	**1065**
6605.25.34	**1065**
6605.40.34	**1065**
6605.40.42	**1065**
6605.40.49	**1065**
6605.50.48	**1065**
6605.50.49	**1065**
6605.63.48	**1065**
660502ABF	**889**
660504ABF	**889**
660510ABF	**889**
6605-12-12	**309**
660512ABF	**889**
660514ABF	**889**
6605-16-16	**309**
660516ABF	**889**
660522ABF	**889**
660526ABF	**889**
6605-4-4	**309**
6605-6-6	**309**
6605-8-10	**309**
6606.17.00	**1065**
6606.25.00	**1065**
6606.40.00	**1065**
6606.50.00	**1065**
6606.63.00	**1065**
6609.17.13	**1066**
6609.17.21	**1066**
6609.25.21	**1066**
6609.25.27	**1066**

Code	Page
6609.25.34	**1066**
6609.40.34	**1066**
6609.40.42	**1066**
6609.50.48	**1066**
6609.50.49	**1066**
6609.63.48	**1066**
6612.25.00	**1066**
6612.40.00	**1066**
6612.63.00	**1066**
6615.50.48	**1065**
6615.50.49	**1065**
6622 10 1/4	**871**
6622 4 1/8	**871**
6622 4 M5	**871**
6622 6 1/4	**871**
6622 6 1/8	**871**
6622 8 1/4	**871**
6622 8 1/8	**871**
6625.17.00	**1066**
6625.25.00	**1066**
6625.40.00	**1066**
6625.50.00	**1066**
6625.63.00	**1066**
6632 10 1/4	**871**
6632 4 1/8	**871**
6632 6 1/8	**871**
6632 8 1/4	**871**
6632 8 1/8	**871**
6637.25.21	**1063**
6639.17.21	**1063**
6639.25.21	**1063**
6657-12PL	**309**
6657-16PL	**309**
6657-6PL	**309**
6657-8PL	**309**
6659-12PL	**309**
6659-16PL	**309**
6659-6PL	**309**
6659-8PL	**309**
6661.25.21	**1063**
6661.40.21	**1063**
6661.40.27	**1063**
6661.50.21	**1063**
6661.50.27	**1063**
6662.25.00	**1065**
6662.25.17	**1065**
6662.40.17	**1065**
6662.40.25	**1065**
6662.50.25	**1065**
6662.63.21	**1063**
6662.63.25	**1065**
6666.17.25	**1065**
6666.25.40	**1065**
6666.40.50	**1065**
6666.50.63	**1065**
6669.25.21	**1065**
6669.40.21	**1065**
6669.40.27	**1065**
6669.50.21	**1065**
6669.50.27	**1065**
6669.63.21	**1065**
6669.63.27	**1065**
66737	**1746**
6678.17.21	**1063**
6678.25.21	**1063**
6681.17.21	**1063**
6681.25.21	**1063**
6682.17.21	**1063**
6682.25.21	**1063**
6690.21.21	**1063**
6693.17.21	**1063**
6693.25.21	**1063**
66938	**1743**
66943	**1743**
6695.25.21	**1063**
6697.00.02	**1067**
6697.00.03	**1067**
6697.17.00	**1067**
6697.25.00	**1067**
6697.40.00	**1067**
6697.50.00	**1067**
6697.63.00	**1067**
6698.00.05	**1067**
6698.01.03	**1067**
6698.02.01	**1067**
6698.02.02	**1067**
6698.03.01	**1067**
6698.04.01	**1067**
6698.04.02	**1067**
6698.04.03	**1067**
6698.05.03	**1067**
6699.03.01	**1067**
6700 4	**872**
6700 5	**872**
6700 6	**872**
6700-14	**928**
6700-18	**928**
6700-38	**928**
67088	**1744**
671012	**885**
671014	**885**
6710-14	**928**
671015	**885**
671016	**885**
671018	**885**
6710-18	**928**
671020	**885**
671022	**885**
671025	**885**
671028	**885**
6710-38	**928**
6720-14	**928**
6720-18	**928**
6720-38	**928**
67228	**1744**
6750 12	**872**
6750 4	**872**
6750 6	**872**
6750 8	**872**
6800 10 12	**872**
6800 10 14	**872**
6800 12 14	**872**
6800 4 5	**872**
6800 4 6	**872**
6800 4 8	**872**
6800 5 6	**872**
6800 5 8	**872**
6800 6 10	**872**
6800 6 12	**872**
6800 6 8	**872**
6800 8 10	**872**
6800 8 12	**872**
680001515	**1130**
680002222	**1130**
680002828	**1130**
680003535	**1130**
680004242	**1130**
680005454	**1130**
6801015012	**1129**
6801015034	**1129**
6801022012	**1129**
6801022034	**1129**
6801022100	**1129**
6801028034	**1129**
6801028100	**1129**
6801035114	**1129**
6801042112	**1129**
6801054200	**1129**
6802015012	**1129**
6802015034	**1129**
6802022012	**1129**
6802022034	**1129**
6802022100	**1129**
6802028034	**1129**
6802028100	**1129**
6802035114	**1129**
6802042112	**1129**
6802054200	**1129**
6808015012	**1129**
6808022034	**1129**
6808028100	**1129**
6808035114	**1129**
6808042112	**1129**
6808054200	**1129**
68100151515	**1132**
68100222222	**1132**
68100282828	**1132**
68100353535	**1132**
68100424242	**1132**
68100545454	**1132**
6811 10 1/4	**871**
6811 10 3/8	**871**
6811 12 3/8	**871**
6811 14 1/2	**871**
6811 4 1/8	**871**
6811 4 M5	**871**
6811 5 1/4	**871**
6811 5 1/8	**871**
6811 6 1/4	**871**
6811 6 1/8	**871**
6811 8 1/4	**871**
6811 8 1/8	**871**
68110221522	**1132**
68110282228	**1132**
68110352235	**1132**
68110352835	**1132**
6811-04-04	**72**
68110422242	**1132**
68110422842	**1132**
68110423542	**1132**
68110542254	**1132**
68110542854	**1132**
68110543554	**1132**
68110544254	**1132**
6811-06-06	**72**
6811-08-08	**72**
68118	**1743**
68120151215	**1132**
68120221222	**1132**
68120223422	**1132**
68120281228	**1132**
68120283428	**1132**
68120351235	**1132**
68120421242	**1132**
68120541254	**1132**
682001515	**1133**
682002222	**1133**
682002828	**1133**
682003535	**1133**
682004242	**1133**
682005454	**1133**
682101515	**1134**
682102222	**1134**
682102828	**1134**
682103535	**1134**
682104242	**1134**
682105454	**1134**
682301515	**1131**
682302222	**1131**
682302828	**1131**
682303535	**1131**
682304242	**1131**
682305454	**1131**
682401515	**1131**
682402222	**1131**
682402828	**1131**
682403535	**1131**
682404242	**1131**
682405454	**1131**
6831015012	**1133**
6831022034	**1133**
6831028100	**1133**
6832015012	**1133**
6832022034	**1133**
6832028100	**1133**
6841015	**1131**
6841022	**1131**
6841028	**1131**
6841035	**1131**
6841042	**1131**
6841054	**1131**
684302215	**1130**
684302815	**1130**
684302822	**1130**
684303522	**1130**
684303528	**1130**
684304222	**1130**
684304228	**1130**
684304235	**1130**
684305435	**1130**
684305442	**1130**
685012028	**885**
68KAAW17SPN	**380**
68KAAW21SPN	**380**
68KAAW26SPN	**380**
68KAIW13SPN	**380**
68KAIW17SPN	**380**
68KAIW21SPN	**380**
68KAIW26SPN	**380**
68KATF10SPN	**380**
68KATF13SPN	**380**
68KATF19SPN	**380**
6900 10MM	**872**
6900 12MM	**872**
6900 14MM	**872**
6900 4MM	**872**
6900 5MM	**872**
6900 6MM	**872**
6900 8MM	**872**
69001	**68**
69001A15	**1136**
69001A22	**1136**
69001A28	**1136**
69001A35	**1136**
69001A42	**1136**
69001A54	**1136**
69001L15	**1136**
69001L22	**1136**
69001L28	**1136**
69001L35	**1136**
69001L42	**1136**
69001L54	**1136**
69002	**68**
69002A15	**1136**
69002A22	**1136**
69002A28	**1136**
69002A35	**1136**
69002A42	**1136**
69002A54	**1136**
69002AG1512	**1136**
69002AG2234	**1136**
69002G1512	**1136**
69002G2234	**1136**
69003	**68**
69005	**68**
69006	**68**
69009	**68**
6904015	**1136**
6904022	**1136**
6904028	**1136**
6904035	**1136**
6904042	**1136**
6904054	**1136**
6904115	**1136**
6904122	**1136**
6904128	**1136**
6904135	**1136**
6904142	**1136**
6904154	**1136**
69073	**1744**
69078	**1744**
69083	**1744**
69090IG1512	**1136**
69090IG2234	**1136**
69092AG1512	**1136**
69092AG2234	**1136**
69092AG281	**1136**
6910-A	**928**
6910-B	**928**
6913015	**1136**

Code	Page
6913022	**1136**
69130221522	**1136**
6913028	**1136**
69130281528	**1136**
6913035	**1136**
69130352235	**1136**
69130352835	**1136**
6913042	**1136**
69130422242	**1136**
69130422842	**1136**
69130423542	**1136**
6913054	**1136**
69130542254	**1136**
69130542854	**1136**
69130543554	**1136**
69130544254	**1136**
69130G151215	**1136**
69130G221222	**1136**
69130G223422	**1136**
69130G281228	**1136**
69130G283428	**1136**
69130G351235	**1136**
69130G353435	**1136**
69130G421242	**1136**
69130G541254	**1136**
6920-A-B	**928**
6920-A-G	**928**
6920-A-R	**928**
6920-A-W	**928**
6920-A-Y	**928**
6920-B-B	**928**
6920-B-G	**928**
6920-B-R	**928**
6920-B-W	**928**
6920-B-Y	**928**
692432215	**1135**
692432815	**1135**
692432822	**1135**
692433522	**1135**
692433528	**1135**
692434228	**1135**
692434235	**1135**
692435428	**1135**
692435435	**1135**
692435442	**1135**
69243G1512	**1135**
69243G1534	**1135**
69243G221	**1135**
69243G2212	**1135**
69243G2234	**1135**
69243G281	**1135**
69243G2834	**1135**
69243G351	**1135**
69243G35114	**1135**
69243G42112	**1135**
69243G542	**1135**
69246G1512	**1135**
69246G2212	**1135**
69246G2234	**1135**
69246G2834	**1135**
6927015	**1135**
6927022	**1135**
6927028	**1135**
6927035	**1135**
6927042	**1135**
6927054	**1135**
69270G1512	**1135**
69270G2212	**1135**
69270G2234	**1135**
69270G281	**1135**
69270G2834	**1135**
69270G35114	**1135**
69270G42112	**1135**
69270G542	**1135**
69270S15	**1135**
69270S22	**1135**
69270S28	**1135**
69270S35	**1135**
69270S42	**1135**
69270S54	**1135**
69280G1512	**1135**
69280G2212	**1135**
69280G2234	**1135**
69280G281	**1135**
6930115	**1135**
6930122	**1135**
6930128	**1135**
6930135	**1135**
69359M1512	**1135**
69359M1534	**1135**
69359M221	**1135**
69359M28114	**1135**
69359M35112	**1135**
69359M42134	**1135**
694400	**213**
694412	**213**
694414	**213**
694415	**213**
694419	**213**
6960015	**1135**
6960022	**1135**
6960028	**1135**
6960035	**1135**
6960042	**1135**
6960054	**1135**
69818	**1744**
69823	**1744**
69838	**1744**
69843	**1744**
698523	**219**
69868	**1744**
69873	**1744**
69878	**1744**
69883	**1744**
69888	**1744**
69893	**1744**
6-999-03-01-010	**271**
6BC02	**68**
6BC04	**68**
6BC06	**68**
6BC08	**68**
6BC10	**68**
6BC12	**68**
6BC16	**68**
6BC20	**68**
6BC24	**68**
6BC32	**68**
6BC40	**68**
6BS02	**68**
6BS04	**68**
6BS06	**68**
6BS08	**68**
6BS10	**68**
6BS12	**68**
6BS16	**68**
6BS20	**68**
6BS24	**68**
6BS32	**68**
6BT02	**69**
6BT04	**69**
6BT06	**69**
6BT08	**69**
6BT10	**69**
6BT12	**69**
6BT16	**69**
6BT24	**69**
6BT32	**69**
6E-PBIND	**257**
6F-PBIND	**257**
6G-10J-MF-10K	**91**
6G-10J-MM-10K	**90**
6G-12G-MF-A-10K	**91**
6G-12G-MM-10K	**90**
6G-12J-MM-10K	**90**
6G-12N-MM-10K	**90**
6G-16G-MF-A-10K	**91**
6G-16G-MM-10K	**90**
6G-16N-MM-10K	**90**
6G-2G-MF-B-10K	**92**
6G-4G-MF-B-10K	**92**
6G-4J-MM-10K	**90**
6G-4N-MM-10K	**90**
6G-6G-FF-10K	**92**
6G-6G-MF-A-10K	**91**
6G-6G-MM-10K	**90**
6G-6J-MF-10K	**91**
6G-6J-MM-10K	**90**
6G-6N-MM-10K	**90**
6G-8G-FF-10K	**92**
6G-8G-MF-A-10K	**91**
6G-8G-MM-10K	**90**
6G-8J-MF-10K	**91**
6G-8J-MM-10K	**90**
6G-8N-MM-10K	**90**
6G-C-10K	**94**
6G-E-FF-10K	**93**
6G-E-MF-10K	**93**
6G-E-MM-10K	**92**
6G-P-10K	**94**
6G-T-FF-10K	**94**
6G-T-MM-10K	**93**
6J05	**79**
6J07	**79**
6J08	**79**
6J09	**79**
6J-10J-MM-10K	**90**
6J12	**79**
6J14	**79**
6J17	**79**
6J19	**79**
6J21	**79**
6J26	**79**
6J30	**79**
6J40	**79**
6J-4J-MF-10K	**91**
6J-4N-MF-A-10K	**91**
6J-6J-FF-10K	**92**
6J-6J-MF-10K	**91**
6J-6J-MM-10K	**90**
6J-6N-MF-A-10K	**91**
6J-8J-FF-10K	**92**
6J-8J-MF-10K	**91**
6J-8J-MM-10K	**90**
6J-C-10K	**94**
6J-E-FF-10K	**93**
6J-E-MF-10K	**93**
6JITS	**80**
6JMTS	**80**
6J-P-10K	**94**
6J-T-FF-10K	**94**
6J-T-MM-10K	**93**
6JTN	**80**
6M10	**69**
6M12	**69**
6M14	**69**
6M16	**69**
6M18	**69**
6M20	**69**
6M22	**69**
6M24	**69**
6M26	**69**
6-MS	**1517**
6N02	**69**
6N04	**69**
6N06	**69**
6N08	**69**
6N12	**69**
6N-12J-MM-10K	**90**
6N-12N-FF-10K	**92**
6N-12N-MF-A-10K	**91**
6N16	**69**
6N-16N-FF-10K	**92**
6N-16N-MF-A-10K	**91**
6N20	**69**
6N24	**69**
6N-2N-MF-B-10K	**92**
6N-2N-MM-10K	**90**
6N32	**69**
6N40	**69**
6N48	**69**
6N-4J-MM-10K	**90**
6N-4N-MF-B-10K	**92**
6N-6J-E-MF-10K	**93**
6N-6J-MF-10K	**91**
6N-6J-MM-10K	**90**
6N-6N-FF-10K	**92**
6N-6N-MF-A-10K	**91**
6N-6N-MM-10K	**90**
6N-8J-MF-10K	**91**
6N-8J-MM-10K	**90**
6N-8N-FF-10K	**92**
6N-8N-MF-A-10K	**91**
6N-8N-MM-10K	**90**
6N-C-10K	**94**
6N-E-10K	**93**
6N-E-MF-10K	**93**
6N-E-MM-10K	**92**
6N-P-10K	**94**
6N-T-10K	**94**
6N-T-MM-10K	**93**
6N-X-10K	**94**
6SCV	**884**
6-SS	**1517**
6X-MS	**1517**
6X-SS	**1517**
7	
7000-1	**631**
7000-1/2	**631**
7000-1/4	**631**
7000-1/8	**631**
70003	**1743**
7000-3/4	**631**
7000-3/8	**631**
7001000100	**551**
7001000110	**551**
7001000200	**552**
7001000210	**552**
7001000400	**552**
7001000410	**552**
7001000500	**551**
7001000510	**551**
7001000600	**551**
7001000610	**551**
7001000700	**552**
7001000710	**552**
7001000900	**553**
7001000910	**553**
70020-10-1/4	**861**
70020-10-3/8	**861**
70020-12-3/8	**861**
70020-4-1/8	**861**
70020-4-M5	**861**
70020-6-1/4	**861**
70020-6-1/8	**861**
70020-8-1/4	**861**
70020-8-1/8	**861**
70040-10	**861**
70040-12	**861**
70040-4	**861**
70040-6	**861**
70040-8	**861**
7010000100	**555**
7010000200	**555**
7010000300	**555**
7010000400	**555**
7010001200	**554**
7010001300	**554**
7010001400	**554**
7010001500	**554**
7010001600	**554**
7010001700	**554**
7010001800	**553**
7010001900	**553**
7010010100	**603**
7010010200	**603**
7010011100	**604**
7010011200	**604**
7010012100	**605**
7010012200	**605**
7010012300	**606**

Code	Page
7010020200	**584**
7010020400	**583**
7010021100	**585**
7010021200	**586**
7010022100	**587**
7010022200	**588**
7010022300	**587**
7010-1	**631**
7010-1/2	**631**
7010-1/4	**631**
7010-1/8	**631**
7010-3/4	**631**
7010-3/8	**631**
7010-M5	**631**
70116-10-1/4	**861**
70116-10-3/8	**861**
70116-12-3/8	**861**
70116-4-1/8	**861**
70116-4-M5	**861**
70116-6-1/4	**861**
70116-6-1/8	**861**
70116-8-1/4	**861**
70116-8-1/8	**861**
7020000100	**555**
7020000200	**555**
7020000300	**555**
7020000400	**555**
7020000500	**556**
7020000600	**556**
7020000700	**556**
7020000900	**556**
7020001000	**556**
7020001100	**556**
7020001400	**554**
7020001700	**554**
7020010100	**603**
7020010200	**603**
7020011100	**604**
7020011200	**604**
7020012100	**605**
7020012200	**605**
7020012300	**606**
7020020200	**584**
7020020400	**583**
7020021100	**585**
7020021200	**586**
7020022100	**587**
7020022200	**588**
7020022300	**587**
7020-1/2	**631**
7020-1/4	**631**
7020-1/8	**631**
7020-3/4	**631**
7020-3/8	**631**
7020-M5	**631**
7021020100	**583**
7021020200	**583**
70216-4-1/8	**861**
70216-6-1/4	**861**
70216-6-1/8	**861**
70216-8-1/4	**861**
70216-8-1/8	**861**
70230-10	**861**
70230-12	**861**
70230-4	**861**
70230-6	**861**
70230-8	**861**
7030000100	**555**
7030000200	**555**
7030000300	**555**
7030000400	**555**
7030000500	**556**
7030000600	**556**
7030000700	**556**
7030000900	**556**
7030001000	**556**
7030001100	**556**
7030011100	**604**
7030011200	**604**
7030012100	**605**
7030012200	**605**
7030012300	**606**
7030020200	**584**
7030020400	**583**
7030021100	**585**
7030021200	**586**
7030022100	**587**
7030022200	**588**
7030022300	**587**
7030-1	**631**
7030-1/2	**631**
7030-1/2NPT	**631**
7030-1/4	**631**
7030-1/4NPT	**631**
7030-1/8	**631**
7030-1/8NPT	**631**
7030-1NPT	**631**
7030-3/4	**631**
7030-3/4NPT	**631**
7030-3/8	**631**
7030-3/8NPT	**631**
7030-M5	**631**
703222ABF	**887**
703322ABF	**887**
703522ABF	**887**
7040010100	**603**
7040010200	**603**
7040010400	**603**
7040011100	**604**
7040011200	**604**
7040011300	**604**
7040012100	**605**
7040012200	**605**
7040012300	**606**
7040020100	**584**
7040020200	**584**
7040020300	**584**
7040020400	**583**
7040020500	**584**
7040020600	**584**
7040021100	**585**
7040021200	**586**
7040021300	**586**
7040021500	**585**
7040021600	**586**
7040022100	**587**
7040022200	**588**
7040022300	**587**
7040022400	**588**
7040022500	**588**
7040022600	**588**
7040-1/2	**631**
7040-1/4	**631**
7040-1/8	**631**
7040-3/4	**631**
7040-3/8	**631**
7050-1/2	**631**
7050-1/4	**631**
7050-1/8	**631**
7050-3/8	**631**
7051011100	**617**
7051011200	**617**
7051012100	**617**
7051012200	**617**
7051012300	**617**
7051021100	**618**
7051021200	**618**
7051022100	**618**
7051022200	**618**
7051022300	**618**
7052011100	**617**
7052011200	**617**
7052012100	**617**
7052012200	**617**
7052012300	**617**
7052021100	**618**
7052021200	**618**
7052022100	**618**
7052022200	**618**
7052022300	**618**
7057021100	**619**
7057021400	**619**
7058021100	**619**
7058021400	**619**
7059021100	**619**
7059021400	**619**
7060020406	**1652**
7060020407	**1652**
7060020408	**1652**
7060020413	**1652**
706996-C	**222**
706997-C	**222**
706998-C	**222**
7070020395	**1652**
7070020397	**1652**
7070020398	**1652**
7070020399	**1652**
7070020401	**1652**
7070-1	**630**
7070-1/2	**630**
7070-1/4	**630**
7070-1/8	**630**
7070-3/4	**630**
7070-3/8	**630**
707277-C	**222**
707278-C	**222**
7080020354	**1652**
7080020360	**1652**
7080020363	**1652**
7080020372	**1652**
7080020378	**1652**
7080-1	**630**
7080-1/2	**630**
7080-1/4	**630**
7080-1/8	**630**
708021	**71**
708023	**71**
708024	**71**
708025	**71**
708026	**71**
708027	**71**
708028	**71**
708029	**71**
7080-3/4	**630**
7080-3/8	**630**
708049	**71**
708050	**71**
708051	**71**
708053	**71**
708075	**79**
708076	**79**
708077	**79**
708078	**79**
708079	**79**
708080	**79**
708081	**79**
708082	**79**
708083	**79**
708084	**79**
708085	**79**
708219-C	**222**
708371-C	**222**
708397-C	**222**
708398-C	**222**
708784-C	**222**
708785-C	**222**
708786-C	**222**
708787-C	**222**
7090020178	**1652**
7090020181	**1652**
7090020184	**1652**
7090020186	**1652**
7090020189	**1652**
7090020195	**1652**
7090020203	**1652**
7090020411	**1652**
71/2-MS	**1517**
71/2-SS	**1517**
7100215	**1689**
710312ABF	**888**
710316ABF	**888**
710322ABF	**888**
710516ABF	**888**
710522ABF	**888**
710722ABF	**888**
7120215	**1689**
71-3C12-12RP	**319**
71-3C16-16RP	**319**
71-3C4-4RP	**319**
71-3C6-6RP	**319**
71-3C8-8RP	**319**
71-3N12-12RP	**319**
71-3N16-16RP	**319**
71-3N4-4RP	**319**
71-3N6-6RP	**319**
71-3N8-8RP	**319**
718000	**71**
718002	**71**
718004	**71**
718005	**71**
718007	**71**
718008	**71**
718009	**71**
71806	**1551**
71KBIW10DPX	**317**
71KBIW10MVX	**317**
71KBIW10RVX	**320**
71SBIW10DPX	**317**
71SBIW10MVX	**317**
71SBIW10RVX	**320**
720-01AC110	**1024**
720-01AC110-VIS	**1024**
720-01AC220	**1024**
720-01AC220-VIS	**1024**
7200215	**1689**
720-02AC110	**1024**
720-02AC110-VIS	**1024**
720-02AC220	**1024**
720-02AC220-VIS	**1024**
720-02AC24	**1024**
720-02AC24-VIS	**1024**
720-02DC24	**1024**
720-02DC24-VIS	**1024**
720-03AC110	**1024**
720-03AC110-VIS	**1024**
720-03AC220	**1024**
720-03AC220-VIS	**1024**
720-03AC24	**1024**
720-03AC24-VIS	**1024**
720-03DC24	**1024**
720-03DC24-VIS	**1024**
720-04AC110	**1024**
720-04AC110-VIS	**1024**
720-04AC220	**1024**
720-04AC220-VIS	**1024**
720-04AC24	**1024**
720-04AC24-VIS	**1024**
720-04DC24	**1024**
720-04DC24-VIS	**1024**
720312ABF	**888**
720316ABF	**888**
720322ABF	**888**
720516ABF	**888**
720522ABF	**888**
720722ABF	**888**
7238-04	**69**
7238-05	**69**
7238-06	**69**
7238-08	**69**
7238-10	**69**
7238-12	**69**
7238-14	**69**
7238-16	**70**
7250	**1042**
7251	**1042**
728A-04AC110	**1024**
728A-04AC220	**1024**
728A-04AC24	**1024**
728A790-04AC220	**1025**
728A790-04DC24	**1025**

Code	Page
72KBIW13DPX	**317**
72KBIW13MVX	**317**
72KBIW13RVX	**320**
72SBIW13DPX	**317**
72SBIW13MVX	**317**
72SBIW13RVX	**320**
73016011	**1528**
73016020	**1528**
73016038	**1528**
73016046	**1528**
73016062	**1528**
73016070	**1528**
73016089	**1528**
73016095	**1528**
73016100	**1528**
73016118	**1528**
730312ABF	**888**
730316ABF	**888**
730322ABF	**888**
7304106	**822**
7304112	**822**
730516ABF	**888**
730522ABF	**888**
7306206	**822**
7306212	**822**
730722ABF	**888**
7308306	**822**
7308312	**822**
73500A3	**1664**
73530A3	**1664**
73600A3	**1664**
7360BA3	**1664**
73610A3	**1664**
73640A3	**1664**
73KBIW17DPX	**317**
73KBIW17MVX	**317**
73SBIW17DPX	**317**
73SBIW17MVX	**317**
7400	**1042**
74000	**55**
74001	**55**
74002	**55**
7400215	**1689**
74003	**55**
74004	**55**
74005	**55**
74006	**55**
74007	**55**
74008	**55**
74009	**55**
7401	**1042**
74010	**55**
74011	**55**
74012	**55**
74014	**55**
74015	**55**
740516ABF	**888**
740722ABF	**888**
7432 10-1/2	**832**
7432 10-1/4	**832**
7432 10-3/8	**832**
7432 12-1/2	**832**
7432 12-1/4	**832**
7432 12-3/8	**832**
7432 16-1/2	**832**
7432 16-3/4	**832**
7432 4-1/8	**832**
7432 4-M5	**832**
7432 6-1/4	**832**
7432 6-1/8	**832**
7432 6-M5	**832**
7432 8-1/4	**832**
7432 8-1/8	**832**
7432 8-3/8	**832**
743516ABF	**888**
7442 10-1/4	**832**
7442 10-3/8	**832**
7442 12-1/2	**832**
7442 12-3/8	**832**
7442 16-1/2	**832**
7442 16-3/4	**832**
7442 4-1/8	**832**
7442 6-1/4	**832**
7442 6-1/8	**832**
7442 8-1/4	**832**
7442 8-1/8	**832**
7442 8-3/8	**832**
74KBIW21DPX	**317**
74KBIW21MVX	**317**
74SBIW21DPX	**317**
74SBIW21MVX	**317**
750005	**1652**
750010	**1652**
750013	**1652**
750028	**1652**
750300ABF	**887**
750500ABF	**887**
750700ABF	**887**
7522 10-1/2	**832**
7522 10-1/4	**832**
7522 10-3/8	**832**
7522 12-1/2	**832**
7522 12-1/4	**832**
7522 12-3/8	**832**
7522 16-1/2	**832**
7522 16-3/4	**832**
7522 4-1/4	**832**
7522 4-1/8	**832**
7522 4-M5	**832**
7522 4-M7	**832**
7522 6-1/4	**832**
7522 6-1/8	**832**
7522 6-M5	**832**
7522 6-M7	**832**
7522 8-1/4	**832**
7522 8-1/8	**832**
7522 8-3/8	**832**
7526 4-1/8	**832**
7526 6-1/4	**832**
7526 6-1/8	**832**
7526 8-1/4	**832**
7526 8-1/8	**832**
7540 10	**833**
7540 12	**833**
7540 16	**833**
7540 4	**833**
7540 6	**833**
7540 8	**833**
7542 10-8-1/4	**833**
7542 10-8-3/8	**833**
7542 6-4-1/4	**833**
7542 6-4-1/8	**833**
7542 8-6-1/4	**833**
7542 8-6-1/8	**833**
7545 10-8	**833**
7545 6-4	**833**
7545 8-6	**833**
7550 10	**833**
7550 12	**833**
7550 16	**833**
7550 4	**833**
7550 6	**833**
7550 8	**833**
7555 10-10	**833**
7555 12-12	**833**
7555 4-4	**833**
7555 6-6	**833**
7555 8-8	**833**
7560 10	**833**
7560 10-8	**833**
7560 4	**833**
7560 6	**833**
7560 6-4	**833**
7560 8	**833**
7560 8-6	**833**
7562 10-1/4	**832**
7562 10-3/8	**832**
7562 4-1/8	**832**
7562 6-1/4	**832**
7562 6-1/8	**832**
7562 8-1/4	**832**
7562 8-1/8	**832**
7572 4-1/4	**832**
7572 4-1/8	**832**
7572 6-1/4	**832**
7572 6-1/8	**832**
7575 6-4	**833**
7575 8-6	**833**
7580 10	**833**
7580 12	**833**
7580 4	**833**
7580 6	**833**
7580 8	**833**
75C12-12RP	**319**
75C16-16RP	**319**
75C20-20RP	**319**
75C24-24RP	**319**
75KBIW26DPX	**317**
75KBIW26MVX	**317**
75MDC-12	**319**
75MDC-16	**319**
75MDC-20	**319**
75MDC-24	**319**
75MDC-32	**319**
75MDP-12	**319**
75MDP-16	**319**
75MDP-20	**319**
75MDP-24	**319**
75MDP-32	**319**
75N12-12RP	**319**
75N16-16RP	**319**
75N20-20RP	**319**
75N24-24RP	**319**
75SBIW26DPX	**317**
75SBIW26MVX	**317**
760300ABF	**888**
760500ABF	**888**
760700ABF	**888**
7610 10-1/4	**834**
7610 10-3/8	**834**
7610 12-3/8	**834**
7610 4-1/8	**834**
7610 6-1/4	**834**
7610 6-1/8	**834**
7610 8-1/4	**834**
7610 8-1/8	**834**
7612 02-10-1/4	**834**
7612 02-10-3/8	**834**
7612 02-12-3/8	**834**
7612 02-4-1/8	**834**
7612 02-6-1/4	**834**
7612 02-6-1/8	**834**
7612 02-8-1/4	**834**
7612 02-8-1/8	**834**
7612 03-10-1/4	**834**
7612 03-4-1/8	**834**
7612 03-6-1/4	**834**
7612 03-6-1/8	**834**
7612 03-8-1/4	**834**
7612 03-8-1/8	**834**
7622 10-1/4	**834**
7622 10-3/8	**834**
7622 12-3/8	**834**
7622 4-1/8	**834**
7622 6-1/4	**834**
7622 6-1/8	**834**
7622 8-1/4	**834**
7622 8-1/8	**834**
7632 02-1/4	**834**
7632 02-1/8	**834**
7632 02-3/8	**834**
7632 03-1/4	**834**
7632 03-1/8	**834**
7640 10-1/4	**834**
7640 4-1/8	**834**
7640 6-1/4	**834**
7640 6-1/8	**834**
7640 8-1/4	**834**
7640 8-1/8	**834**
7642 02-10-1/4	**834**
7642 02-4-1/8	**834**
7642 02-6-1/4	**834**
7642 02-6-1/8	**834**
7642 02-8-1/4	**834**
7642 02-8-1/8	**834**
7642 03-10-1/4	**834**
7642 03-4-1/8	**834**
7642 03-6-1/4	**834**
7642 03-6-1/8	**834**
7642 03-8-1/4	**834**
7642 03-8-1/8	**834**
765-0610	**183**
765-0610-6M	**183**
765-0810-6M	**183**
765-0813	**183**
765-1013	**183**
765-1013-6M	**183**
765-10X1.5	**183**
765-10X1.5-6M	**183**
765-10X2	**183**
765-1213	**183**
765-12X1.5	**183**
765-12X1.5-6M	**183**
765-12X2	**183**
765-1513	**183**
765-1515-6M	**183**
765-15X1.5	**183**
765-15X2	**183**
765-1602-6M	**183**
765-16X1.5	**183**
765-16X1.5-6M	**183**
765-16X2	**183**
765-18X1.5	**183**
765-18X2	**183**
7652 10-1/4	**834**
7652 10-3/8	**834**
7652 4-1/8	**834**
7652 6-1/4	**834**
7652 6-1/8	**834**
7652 8-1/4	**834**
7652 8-1/8	**834**
765-20X1.5	**183**
765-20X2	**183**
765-20X2-6M	**183**
765-20X3	**183**
765-22X1.5	**183**
765-22X2	**183**
765-25X1.5	**183**
765-25X2	**183**
765-25X2.5	**183**
765-25X2.5-6M	**183**
765-25X3	**183**
765-28X2	**183**
765-30X3	**183**
765-30X3-6M	**183**
765-35X3	**183**
765-42X3	**183**
765-6X1.5	**183**
765-6X1.5-6M	**183**
765-6X2	**183**
765-8X1.5	**183**
765-8X1.5-6M	**183**
765-8X2	**183**
7681-04	**70**
7681-06	**70**
7681-08	**70**
7681-12	**70**
7691-04	**71**
7691-06	**71**
7691-08	**71**
7691-12	**71**
76KBIW33DPX	**317**
76KBIW33MVX	**317**
76SBIW33MVX	**317**
7700	**1042**
770-0606	**158**
770-0808	**158**
7701	**1042**
770-1010	**158**
770-1212	**158**

Code	Page
770-1515	**158**
770-1818	**158**
770-2222	**158**
770-2828	**158**
770300ABF	**888**
770-3535	**158**
770-4242	**158**
770500ABF	**888**
770700ABF	**888**
771 04	**956**
771 05	**956**
771 06	**956**
771 07	**956**
771 08	**956**
771 09	**956**
771 10	**956**
771 11	**956**
771 12	**956**
771 13	**956**
771 14	**956**
7710061	**434**
7710062	**434**
7710063	**434**
7710064	**434**
7800 10-12	**833**
7800 4-6	**833**
7800 4-8	**833**
7800 6-10	**833**
7800 6-12	**833**
7800 6-8	**833**
7800 8-10	**833**
7800 8-12	**833**
7800215	**1689**
7801-04-04	**55**
7801-06-06	**55**
7801-08-08	**55**
7801-12-12	**55**
789-1	**946**
789-112	**946**
789-114	**946**
789-12	**946**
789-14	**946**
789-2	**946**
789-34	**946**
789-38	**946**
790001515	**1130**
790002222	**1130**
790002828	**1130**
790003535	**1130**
790004242	**1130**
790005454	**1130**
790-01AC110	**1025**
790-01AC110-VIS	**1025**
790-01AC220	**1025**
790-01AC220-VIS	**1025**
790-01DC24	**1025**
790-01DC24-VIS	**1025**
790-02AC110	**1025**
790-02AC110-VIS	**1025**
790-02AC220	**1025**
790-02AC220-VIS	**1025**
790-02AC24	**1025**
790-02AC24-VIS	**1025**
790-02DC24	**1025**
790-02DC24-VIS	**1025**
790-03AC110	**1025**
790-03AC110-VIS	**1025**
790-03AC220	**1025**
790-03AC220-VIS	**1025**
790-03AC24	**1025**
790-03AC24-VIS	**1025**
790-03DC24	**1025**
790-03DC24-VIS	**1025**
790-04AC110	**1025**
790-04AC110-VIS	**1025**
790-04AC220	**1025**
790-04AC220-VIS	**1025**
790-04AC24	**1025**
790-04AC24-VIS	**1025**
790-04DC24	**1025**
790-04DC24-VIS	**1025**
7901015012	**1129**
7901015034	**1129**
7901022012	**1129**
7901022034	**1129**
7901028100	**1129**
7901035100	**1129**
7901035114	**1129**
7901042112	**1129**
7901054200	**1129**
7901066212	**1129**
7902015012	**1129**
7902015034	**1129**
7902022012	**1129**
7902022034	**1129**
7902022100	**1129**
7902028034	**1129**
7902028100	**1129**
7902035114	**1129**
7902042112	**1129**
7902054200	**1129**
7908015012	**1129**
7908022034	**1129**
7908028100	**1129**
7908035114	**1129**
7908042112	**1129**
7908054200	**1129**
79100151515	**1132**
79100222222	**1132**
79100282828	**1132**
79100353535	**1132**
79100424242	**1132**
79100545454	**1132**
79110221522	**1132**
79110282228	**1132**
79110352235	**1132**
79110352835	**1132**
79110422842	**1132**
79110423542	**1132**
79110542254	**1132**
79110542854	**1132**
79110543554	**1132**
79110544254	**1132**
79120151215	**1132**
79120221222	**1132**
79120223422	**1132**
79120281228	**1132**
79120283428	**1132**
79120351235	**1132**
79120421242	**1132**
79120541254	**1132**
792101515	**1134**
792102222	**1134**
792102828	**1134**
792103535	**1134**
792104242	**1134**
792105454	**1134**
792301515	**1131**
792302222	**1131**
792302828	**1131**
792303535	**1131**
792304242	**1131**
792305454	**1131**
792401515	**1131**
792402222	**1131**
792402828	**1131**
792403535	**1131**
792404242	**1131**
792405454	**1131**
7931015012	**1133**
7931022034	**1133**
7931028100	**1133**
7932015012	**1133**
7932022034	**1133**
7932028100	**1133**
7941015	**1131**
7941022	**1131**
7941028	**1131**
7941035	**1131**
7941042	**1131**
7941054	**1131**
794302215	**1130**
794302815	**1130**
794302822	**1130**
794303522	**1130**
794303528	**1130**
794304222	**1130**
794304228	**1130**
794304235	**1130**
794305435	**1130**
794305442	**1130**
7950 10	**833**
7950 12	**833**
7950 4	**833**
7950 6	**833**
7950 8	**833**
7B02	**62**
7B0204	**62**
7B04	**62**
7B0406	**62**
7B0408	**62**
7B06	**62**
7B0608	**62**
7B08	**62**
7B0810	**62**
7B0812	**62**
7B10	**62**
7B12	**62**
7B1216	**62**
7B16	**62**
7B20	**62**
7B24	**62**
7B32	**62**
7BFF0404-1000	**1649**
7BFF0404-600	**1649**
7BFF0404-750	**1649**
7BSBC02	**71**
7BSBC04	**71**
7BSBC06	**71**
7BSBC08	**71**
7BSBC10	**71**
7BSBC12	**71**
7BSBC16	**71**
7BSBC20	**71**
7BSBC24	**71**
7BSBC32	**71**
7C20215	**1688**
7C30215	**1688**
7C40215	**1688**
7C50215	**1688**
7C60215	**1688**
7C70215	**1688**
7C80215	**1688**
7C90215	**1688**
7E-PBIND	**257**
7F-PBIND	**257**
7J07	**79**
7J08	**79**
7J09	**79**
7J12	**79**
7J14	**79**
7J17	**79**
7J19	**79**
7J21	**79**
7J26	**79**
7J30	**79**
7J40	**79**
7M12	**71**
7M14	**71**
7M16	**71**
7M18	**71**
7M20	**71**
7M22	**71**
7-MS	**1517**
7N02	**62**
7N04	**62**
7N06	**62**
7N08	**62**
7N12	**62**
7N16	**62**
7N20215	**1688**
7N24	**62**
7N30215	**1688**
7N40215	**1688**
7N50215	**1688**
7N60215	**1688**
7N70215	**1688**
7N80215	**1688**
7N90215	**1688**
7S20215	**1688**
7S30215	**1688**
7S40215	**1688**
7S50215	**1688**
7S60215	**1688**
7S70215	**1688**
7S80215	**1688**
7S90215	**1688**
7-SS	**1517**
8	
80001	**63**
80002	**63**
80003	**63**
80004	**63**
80005	**63**
80006	**63**
80008	**63**
800-100	**446**
8001469	**661**
800212ABF	**887**
800216ABF	**887**
800312ABF	**887**
800316ABF	**887**
800322ABF	**887**
8003354	**428**
800412ABF	**887**
800416ABF	**887**
800422ABF	**887**
800516ABF	**887**
800522ABF	**887**
800622ABF	**887**
800722ABF	**887**
800822ABF	**887**
800826ABF	**887**
800-950	**446**
800-951	**446**
8025330	**581**
8025331	**581**
8025335	**581**
8025336	**581**
8025337	**581**
8025354	**658**
8025355	**658**
8025356	**658**
8025357	**658**
8025358	**658**
8025359	**658**
8026208	**581**
8026209	**581**
8026210	**581**
8026219	**581**
8026221	**581**
8026223	**581**
8026225	**581**
8026227	**581**
8026261	**581**
8026263	**581**
8026265	**581**
8026267	**581**
8026269	**581**
8026297	**581**
8026299	**581**
8026301	**581**
8026303	**581**
8026334	**581**
8026335	**581**
8026336	**581**
8029134	**1020**
8029135	**1020**
8029136	**1020**
8029137	**1020**

Code	Page
8029138	**1020**
8029139	**1020**
8029144	**1020**
803-232	**446**
803-233	**446**
8035533	**428**
8035536	**428**
8035539	**428**
8035541	**428**
8035544	**428**
8035547	**428**
8035550	**428**
8035552	**428**
8035563	**428**
80360	**1551**
80361	**1551**
80362	**1551**
80381	**1551**
8043213	**579**
8043214	**579**
8043215	**579**
8043217	**579**
8043218	**579**
8043219	**579**
80450	**1693**
8047613	**1017**
8047614	**1017**
8047615	**1017**
8047616	**1017**
8047617	**1017**
8047618	**1017**
8047619	**1017**
8047620	**1017**
8047622	**1017**
8047624	**1017**
8047626	**1017**
8047631	**1017**
8047642	**1017**
8047646	**1017**
8048123	**1017**
8048124	**1017**
8048125	**1017**
8048126	**1017**
8048127	**1017**
8048128	**1017**
8048129	**1017**
8048130	**1017**
8048131	**1017**
8048132	**1017**
8048134	**1017**
8048136	**1017**
8048138	**1017**
8048140	**1017**
8048142	**1017**
8048143	**1017**
8048145	**1017**
8048147	**1017**
8048149	**1017**
8048151	**1017**
8048671	**912**
8048673	**912**
8048675	**912**
8048677	**912**
8048679	**912**
8048681	**912**
8048683	**912**
8048685	**912**
8048687	**912**
8048689	**912**
8048691	**912**
8048693	**912**
8048695	**912**
8048697	**912**
8048699	**912**
8048701	**912**
8048703	**912**
8048705	**912**
8048707	**912**
8048709	**912**
8048711	**912**
8048713	**912**
8048715	**912**
8048717	**912**
8048719	**912**
8049880	**579**
8049881	**579**
8049882	**579**
8050B-11	**385**
8051B-11	**385**
8060020511	**1653**
8060020512	**1653**
8060020513	**1653**
8060020514	**1653**
8060020516	**1653**
80601	**1551**
8060527	**1050**
8060528	**1050**
8060530	**1050**
8060533	**1050**
8060536	**1050**
8060538	**1050**
8065261	**1017**
8065262	**1017**
8065263	**1017**
8065264	**1017**
8065265	**1017**
8065266	**1017**
8065267	**1017**
8065268	**1017**
8065269	**1017**
8065270	**1017**
8065271	**1017**
8065272	**1017**
8065273	**1017**
8065274	**1017**
8065275	**1017**
8065276	**1017**
8068723	**815**
8068724	**815**
8068725	**815**
8068726	**815**
8068727	**815**
8068728	**815**
8068729	**815**
8068732	**815**
8068734	**815**
8068735	**815**
8068736	**815**
8068747	**815**
8068748	**815**
8068749	**815**
8068750	**815**
8068751	**815**
8068752	**815**
807CL	**1626**
8080020482	**1653**
8080020483	**1653**
8080020486	**1653**
8080020487	**1653**
8080020489	**1653**
8080020492	**1653**
8080020501	**1653**
8080020502	**1653**
8080020504	**1653**
8080020505	**1653**
8080020506	**1653**
8086641	**660**
8086642	**660**
8086643	**660**
8086644	**660**
8086645	**660**
8086646	**660**
8090020420	**1653**
8090020423	**1653**
8090020425	**1653**
8090020428	**1653**
8090020430	**1653**
8090020436	**1653**
8090020443	**1653**
8098254	**659**
8098256	**659**
8098257	**659**
8098258	**659**
8098259	**659**
8098264	**659**
8098265	**659**
8098266	**659**
8098300	**659**
8098302	**659**
8098304	**659**
8098305	**659**
8098307	**659**
8098309	**659**
8098310	**659**
8098312	**659**
81/2-MS	**1517**
81/2-SS	**1517**
81000	**392**
8100215	**1689**
810212ABF	**887**
810216ABF	**887**
810312ABF	**887**
810316ABF	**887**
810322ABF	**887**
810412ABF	**887**
810416ABF	**887**
810422ABF	**887**
810516ABF	**887**
810522ABF	**887**
810622ABF	**887**
810722ABF	**887**
810822ABF	**887**
8119201	**662**
8119204	**662**
81400	**392**
81500	**392**
815200ABF	**889**
815300ABF	**889**
815400ABF	**889**
815500ABF	**889**
8156120050	**1535**
8156120060	**1535**
8156120145	**1535**
8156120170	**1535**
8156120270	**1535**
8156120325	**1535**
8156120380	**1535**
8156130135	**1535**
8157910	**660**
8157911	**660**
81606	**392**
81608	**392**
81610	**392**
81612	**392**
820014-51KIT	**688**
820014-52KIT	**688**
8200215	**1689**
820024-50KIT	**688**
820048-89KIT	**688**
820068-51KIT	**688**
823AA	**1034**
823AC	**1034**
823AL	**1034**
829AN00100A	**216**
829AN00101A	**216**
829AN00102A	**215**
829AN00103A	**217**
829AN00105A	**217**
829AN00132A	**216**
829AN00158A	**216**
829AN00165A	**217**
829AN00176A	**215**
829AN00221A	**217**
83000	**64**
83001	**64**
83002	**64**
8300215	**1689**
83003	**64**
83004	**64**
83005	**64**
830AE	**1034**
840014-51KIT	**688**
840014-52KIT	**688**
8400215	**1689**
840024-50KIT	**688**
840048-01KIT	**688**
840068-51KIT	**688**
8432 4-1/8	**873**
8432 6-1/8	**873**
8432 8-1/4	**873**
8432 8-1/8	**873**
850200ABF	**888**
850300ABF	**888**
850400ABF	**888**
850600ABF	**888**
850700ABF	**888**
850800ABF	**888**
851000	**1653**
851013	**1653**
851017	**1653**
851019	**1653**
8512 10-1/4	**873**
8512 10-3/8	**873**
8512 12-1/2	**873**
8512 12-3/8	**873**
8512 4-1/8	**873**
8512 6-1/4	**873**
8512 6-1/8	**873**
8512 8-1/4	**873**
8512 8-1/8	**873**
8522 10-1/4	**873**
8522 10-3/8	**873**
8522 12-1/2	**873**
8522 12-3/8	**873**
8522 4-1/8	**873**
8522 6-1/4	**873**
8522 6-1/8	**873**
8522 8-1/4	**873**
8522 8-1/8	**873**
8540 4	**873**
8540 6	**873**
8540 8	**873**
8550 4	**873**
8550 6	**873**
8550 8	**873**
8580 4	**873**
8580 6	**873**
8580 8	**873**
859160	**210**
859172	**211**
859177	**211**
859195	**210**
859197	**212**
860110ABF	**888**
860200ABF	**888**
860300ABF	**888**
860400ABF	**888**
860500ABF	**888**
860600ABF	**888**
860700ABF	**888**
860800ABF	**888**
860900ABF	**888**
8624B-11	**385**
865637	**219**
865638	**219**
865882	**219**
865884	**219**
867332	**218**
867335	**218**
867339	**218**
867340	**218**
867364	**218**
868300	**218**
868314	**218**
868651	**218**
869628	**213**
869641	**213**
869951	**210**
869952	**211**
869953	**211**

Code	Page
869959	210
869960	212
86KBAW13MVX	381
86KBIW13MVX	381
86KBTF06MVX	381
86KBTF09MVX	381
86KBTH09MVX	381
86KBTR09MVX	381
86KFAW13MVX	381
86KFIW13MVX	381
86KFTF09MVX	381
86KFTR09MVX	381
86SBAK13MVX	382
86SFAK10MXX	382
86SFAK13MXX	382
86SFAK17MXX	382
86-SILICONE	382
86-VITON	382
8700215	1689
870024	213
870036	213
870038	213
870043	213
8701-04-14	74
8701-06-18	74
8701-08-22	74
8701-12-30	74
8701-16-33	74
870177	211
870200ABF	888
870221	210
870300ABF	888
870378	211
870400ABF	888
870500ABF	888
870518	212
870600ABF	888
870804	210
871358	210
871505	210
8751-04-14	72
8751-06-18	72
8751-08-22	72
8751-10-24	72
8751-12-30	72
8751-16-33	72
877-0004	1209
877-0006	1209
877-0008	1209
877-0009	1209
877-0010	1209
877-0012	1209
877-0013	1209
877-0015	1209
877-0016	1209
877-0018	1209
877-0027	1209
877-0125	1209
8787-11	385
8788-11	385
879046	218
879342	218
87KBTF09MVX	383
87KBTF13MVX	383
87KBTH09MVX	383
87KBTH13MVX	383
87KFTF09MVX	383
87KFTF13MVX	383
87KFTH09MVX	383
87KFTH13MVX	383
87KFTR09MVX	383
87KFTR13MVX	383
87SBAK17MVX	383
87SBAK21MVX	383
87SFAK13MXX	383
87SFAK17MXX	383
87SFAK21MXX	383
87SFIW13SXN	383
87SFIW17SXN	383
87-SILICONE	383
87-VITON	383
880001515	1130
880002222	1130
880002828	1130
880003535	1130
880004242	1130
880005454	1130
8801015012	1129
8801015034	1129
8801022012	1129
8801022034	1129
8801028100	1129
8801035100	1129
8801035114	1129
8801042112	1129
8801054200	1129
8801066212	1129
8802015012	1129
8802015034	1129
8802022012	1129
8802022034	1129
8802022100	1129
8802028034	1129
8802028100	1129
8802035114	1129
8802042112	1129
8802054200	1129
880401515	1130
880402222	1130
880402828	1130
880403535	1130
880404242	1130
880405454	1130
880553	218
8807-11	385
8808015012	1129
8808022034	1129
8808028100	1129
8808035114	1129
8808042112	1129
8808054200	1129
88100151515	1132
88100222222	1132
88100282828	1132
88100353535	1132
88100424242	1132
88100545454	1132
88110221522	1132
88110282228	1132
88110352235	1132
88110352835	1132
88110422242	1132
88110422842	1132
88110423542	1132
88110542254	1132
88110542854	1132
88110543554	1132
88110544254	1132
88120151215	1132
88120221222	1132
88120223422	1132
88120281228	1132
88120283428	1132
88120351235	1132
88120421242	1132
88120541254	1132
882001515	1131
882002222	1131
882002828	1131
882003535	1131
882004242	1131
882005454	1131
882301515	1131
882302222	1131
882302828	1131
882303535	1131
882304242	1131
882305454	1131
8831015012	1133
8831022034	1133
8831028100	1133
8832015012	1133
8832022034	1133
8832028100	1133
8841015	1131
8841022	1131
8841028	1131
8841035	1131
8841042	1131
8841054	1131
884302215	1130
884302815	1130
884302822	1130
884303522	1130
884303528	1130
884304222	1130
884304228	1130
884304235	1130
884305435	1130
884305442	1130
888	599
888.02	599
888.03	599
888.04	599
888.05	599
888.06	599
888.07	599
888.08	599
888.09	599
888.10	599
888.11.01	599
888.11.02	599
888.11.03	599
8880.32.C.39.F00	598
88801	905
88802	905
8880520035F00	598
8880520039F00	598
8884.32.A.39.F00	598
8884.32.C.39.F00	598
8884520035F00	598
8884520039F00	598
8900000001	859
8900000002	859
8900000003	859
8900000004	859
8900000005	859
8900000006	859
8900000007	859
8900000008	859
8900000009	859
8900000010	859
8900000011	859
8900000012	859
8900000013	859
8900000014	859
8900000015	859
8900000016	859
8900000017	859
8900000018	859
8900-1/4	1160
8903000001	859
8903000002	859
8903000003	859
8903000004	859
8903000005	859
8903000006	859
8903000007	859
8903000008	859
8904000001	860
8904000002	860
8904000003	860
8904000004	860
8904000005	860
8904000006	860
8904000007	860
8904000008	860
8904000009	860
8905000001	860
8905000003	860
8905000004	860
8905000005	860
8905000006	860
8910600001	859
8910600002	859
8910600003	859
8910600004	859
8910600005	859
8910600006	859
8910-M5	1160
8911100001	859
8911100002	859
8911100003	859
8911100004	859
8911100005	859
8911100006	859
8911100007	859
8911100008	859
8911100009	859
8911100011	859
8911100012	859
8911100013	859
8911100014	859
8911100015	859
8911100016	859
8911100017	859
8913000001	860
8913000002	860
8913000003	860
8913000004	860
8913000005	860
8913000006	860
8915-M5	1160
8920-1/4	1160
8920-1/8	1160
8921100001	859
8921100005	859
8921100006	859
8921100007	859
8921100008	859
8921100009	859
8921100010	859
8921100011	859
8921100012	859
8921100013	859
8921100014	859
8923000001	860
8923000003	860
8923000004	860
8923000005	860
8923000006	860
8925-1/4	1160
8925-M5	1160
89445	1742
8950-4/2.7-1/8	1160
8950-6/4-1/4	1160
8950-6/4-M5	1160
8950-8/6-1/4	1160
8950-8/6-1/8	1160
8952-1/4	1160
8952-1/8	1160
8952DL-12	385
8955-10/8-1/4	1160
8955-6/4-1/4	1160
8955-6/4-1/8	1160
8955-8/6-1/8	1160
8957-1/4	1160
8957-1/8	1160
8960-6/4-1/8	1160
8960-8/6-1/8	1160
8962-1/8	1160
8965-10/8-1/4	1160
8965-4/2.7-M5	1160
8965-6/4-M5	1160
8965-8/6-1/8	1160
8967-1/4	1160
8967-1/8	1160
8970000001	860
8970000002	860
8970000003	860

Code	Page
8970000004	**860**
8970000005	**860**
8970-6/4-1/4	**1160**
8970-6/4-M5	**1160**
8970-8/6-1/4	**1160**
8972-1/4	**1160**
8972-1/8	**1160**
8975-4/2.7-1/8	**1160**
8975-6/4-1/8	**1160**
8977-1/4	**1160**
8977-1/8	**1160**
8BP0202	**68**
8BP0404	**68**
8BP0406	**68**
8BP0604	**68**
8BP0606	**68**
8BP0608	**68**
8BP0806	**68**
8BP0808	**68**
8BP0812	**68**
8BP1010	**68**
8BP1208	**68**
8BP1212	**68**
8BP1616	**68**
8BP2020	**68**
8BP2424	**68**
8BP3232	**68**
8BPX0404	**68**
8BPX0606	**68**
8BPX0608	**68**
8BPX0806	**68**
8BPX0808	**68**
8BPX1010	**68**
8BPX1208	**68**
8BPX1212	**68**
8BPX1616	**68**
8C20215	**1687**
8C30215	**1687**
8C40215	**1687**
8C50215	**1687**
8C60215	**1687**
8C70215	**1687**
8C80215	**1687**
8C90215	**1687**
8G-10J-MF-10K	**91**
8G-10J-MM-10K	**90**
8G-12G-MF-A-10K	**91**
8G-12G-MM-10K	**90**
8G-12J-MF-10K	**91**
8G-12J-MM-10K	**90**
8G-12N-MM-10K	**90**
8G-16G-MF-A-10K	**91**
8G-16G-MM-10K	**90**
8G-16J-MM-10K	**90**
8G-16N-MM-10K	**90**
8G-2G-MF-B-10K	**92**
8G-4G-MF-B-10K	**92**
8G-4J-MM-10K	**90**
8G-4N-MM-10K	**90**
8G-6G-MF-B-10K	**92**
8G-6J-MF-10K	**91**
8G-6N-MM-10K	**90**
8G-8G-FF-10K	**92**
8G-8G-MF-A-10K	**91**
8G-8G-MM-10K	**90**
8G-8J-MF-10K	**91**
8G-8J-MM-10K	**90**
8G-8N-MM-10K	**90**
8G-C-10K	**94**
8G-E-FF-10K	**93**
8G-E-MF-10K	**93**
8G-E-MM-10K	**92**
8G-P-10K	**94**
8G-T-FF-10K	**94**
8G-T-MM-10K	**93**
8J-10J-MM-10K	**90**
8J-12J-MM-10K	**90**
8J-4J-MF-10K	**91**
8J-6J-MF-10K	**91**
8J-6N-MF-A-10K	**91**
8J-8J-FF-10K	**92**
8J-8J-MM-10K	**90**
8J-8N-MF-A-10K	**91**
8J-C-10K	**94**
8J-E-FF-10K	**93**
8J-E-MF-10K	**93**
8JITS	**80**
8JMTS	**80**
8JP0707	**78**
8JP0808	**78**
8JP0909	**78**
8J-P-10K	**94**
8JP1212	**78**
8JP1414	**78**
8JP1717	**78**
8JP2121	**78**
8J-T-FF-10K	**94**
8J-T-MM-10K	**93**
8JTN	**80**
8MP1212	**68**
8MP1414	**68**
8MP1616	**68**
8MP1818	**68**
8MP2020	**68**
8MP2222	**68**
8MP2424	**68**
8N-10J-MF-10K	**91**
8N-12J-MF-10K	**91**
8N-12J-MM-10K	**90**
8N-12N-FF-10K	**92**
8N-12N-MF-A-10K	**91**
8N-16N-FF-10K	**92**
8N-16N-MF-A-10K	**91**
8N20215	**1687**
8N-2N-MF-B-10K	**92**
8N-2N-MM-10K	**90**
8N30215	**1687**
8N40215	**1687**
8N-4J-MM-10K	**90**
8N-4N-MF-B-10K	**92**
8N50215	**1687**
8N60215	**1687**
8N-6J-MM-10K	**90**
8N-6N-MF-B-10K	**92**
8N70215	**1687**
8N80215	**1687**
8N-8J-E-MF-10K	**93**
8N-8J-MM-10K	**90**
8N-8N-FF-10K	**92**
8N-8N-MF-A-10K	**91**
8N-8N-MM-10K	**90**
8N90215	**1687**
8N-C-10K	**94**
8N-E-10K	**93**
8N-E-MF-10K	**93**
8N-E-MM-10K	**92**
8N-P-10K	**94**
8N-T-10K	**94**
8N-T-MM-10K	**93**
8N-X-10K	**94**
8S20215	**1687**
8S30215	**1687**
8S40215	**1687**
8S50215	**1687**
8S60215	**1687**
8S70215	**1687**
8S80215	**1687**
8S90215	**1687**
9	
900.18.8E	**702**
900000011J4B5	**1082**
900000011J9B5	**1082**
900000011K4B5	**1082**
900000011W0B5	**1082**
900000011W3B5	**1082**
900000011Y9B5	**1082**
900006020BL	**1082**
900006025BL	**1082**
900006032BL	**1082**
900006040BL	**1082**
900006050BL	**1082**
900006063BL	**1082**
9000401	**624**
9000402	**624**
9000600	**624**
9000802	**672**
9000803	**664**
9001000001	**1082**
9001000002	**1082**
9001000003	**1082**
9001000004	**1082**
9001000005	**1082**
9001000006	**1082**
9001000007	**1082**
9001000008A	**1082**
9001000009	**1082**
9001000011	**1082**
9001000012	**1082**
9001000013	**1082**
9001000014	**1082**
9001001C	**824**
9001002C	**824**
9001003	**762**
9001004	**762**
9001004/0	**762**
9001007C	**824**
9001008	**762**
9001009	**762**
9001010	**762**
9001011C	**824**
9001012C	**824**
9001016	**762**
9001020C	**824**
9001021C	**824**
9001022C	**824**
9001030	**762**
9001069	**762**
9001070	**762**
9001101V	**824**
9001102V	**824**
9001103V	**824**
9001104V	**824**
9001115V	**824**
9001120V	**824**
9001121V	**824**
9001122V	**824**
9001609B	**824**
9001610B	**824**
9001620B	**824**
9001621B	**824**
9001622B	**824**
9001623B	**824**
9001624B	**824**
9001625B	**824**
9002100	**705**
9002180	**705**
9002300	**705**
9002380	**705**
9003000001	**1082**
9003000002	**1082**
9003000003	**1082**
9003000004	**1082**
9004000001	**1082**
9004000002	**1082**
9004000003	**1082**
9004000004	**1082**
9004000006	**1082**
901 C1A	**622**
901 F1A	**622**
901 G1A	**622**
901 H1	**622**
9011001C	**824**
9011003C	**824**
9011004C	**824**
9011005C	**824**
9011006C	**824**
9011007C	**824**
9011008C	**824**
9011009C	**824**
9011011C	**824**
9011014C	**824**
9011015C	**824**
9011016C	**824**
9011101V	**824**
9011102V	**824**
9011103V	**824**
9011104V	**824**
9011105V	**824**
9011106V	**824**
9011107V	**825**
9011110V	**824**
9011111V	**824**
9011114V	**824**
9011123V	**824**
9011124V	**824**
9011125V	**824**
9011601B	**824**
9011602B	**824**
9011605B	**824**
9011606B	**824**
9011607B	**824**
9011608B	**824**
9011609B	**824**
9011610B	**824**
9011612B	**824**
9011623B	**824**
9011624B	**824**
9011625B	**824**
9013000001	**1083**
9013000002	**1083**
9013000003	**1083**
9013000004	**1083**
9013000005	**1083**
9013000006	**1083**
9014000001	**1083**
9014000002	**1083**
9014000003	**1083**
9014000004	**1083**
9014000005	**1083**
9015000001	**1082**
9015000002	**1082**
9015000003	**1082**
9015-04-06AS	**80**
9015-04-12AS	**80**
9015-06-08AS	**80**
9015-06-12AS	**80**
9015-08-10AS	**80**
9015-10-12AS	**80**
9015-12-16AS	**80**
9015-16-20AS	**80**
9016000001	**1082**
9016000002	**1082**
9016000003	**1082**
9016000004	**1082**
902 C2A	**622**
902 F2A	**622**
902 G2A	**622**
902 H2	**622**
9021001C	**825**
9021002C	**825**
9021005C	**825**
9021006C	**825**
9021007C	**825**
9021008C	**825**
9021009C	**825**
9021011C	**825**
9021012C	**825**
9021014C	**825**
9021015C	**825**
9021016C	**825**
9021101V	**825**
9021102V	**825**
9021105V	**825**
9021106V	**825**
9021108V	**825**
9021109V	**825**
9021111V	**825**
9021112V	**825**
9021114V	**825**
9021115V	**825**

Code	Page
9021116V	**825**
9021201B	**825**
9021202B	**825**
9021205B	**825**
9021206B	**825**
9021207B	**825**
9021208B	**825**
9021209B	**825**
9021211B	**825**
9021212C	**825**
9021214B	**825**
9021215B	**825**
9021216B	**825**
9023000001	**1083**
9023000002	**1083**
9023000003	**1083**
9023000004	**1083**
9023000005	**1083**
9023000006	**1083**
9023500001	**1083**
9023500002	**1083**
9023500003	**1083**
9023500004	**1083**
9023500005	**1083**
9023500008	**1083**
9023500013	**1083**
9023600001	**1082**
9023600002	**1082**
9023600003	**1082**
9023600005	**1082**
9023600006	**1082**
9023600007	**1082**
9023600008	**1082**
9023600017A	**1082**
9023600018A	**1082**
9024000004	**1084**
9024000006	**1084**
9024000007	**1084**
9024000010	**1084**
9024000011	**1084**
9024100001	**1084**
9024100002	**1084**
9024200001	**1084**
9024200002	**1084**
9024200004	**1084**
9025000017A	**1082**
9025900001	**1083**
9025900002	**1083**
9025900003	**1083**
9025900004	**1083**
9025900005	**1083**
903 C3A	**622**
903 F3A	**622**
903 G3A	**622**
903 H3	**622**
9031	**385**
9031001C	**825**
9031002C	**825**
9031003C	**825**
9031004C	**825**
9031005C	**825**
9031006C	**825**
9031007C	**825**
9031008C	**825**
9031009C	**825**
9031010C	**825**
9031011C	**825**
9031012C	**825**
9031014C	**825**
9031015C	**825**
9031016C	**825**
9031101V	**825**
9031102V	**825**
9031103V	**825**
9031104V	**825**
9031105V	**825**
9031106V	**825**
9031107V	**825**
9031108V	**825**
9031109V	**825**
9031110V	**825**
9031111V	**825**
9031112V	**825**
9031114V	**825**
9031115V	**825**
9031116V	**825**
9031201B	**825**
9031202B	**825**
9031203B	**825**
9031204B	**825**
9031205B	**825**
9031206B	**825**
9031207B	**825**
9031208B	**825**
9031209B	**825**
9031210B	**825**
9031211B	**825**
9031212B	**825**
9031214B	**825**
9031215B	**825**
9031216B	**825**
9031301C	**825**
9031302C	**825**
9031303C	**825**
9031401V	**825**
9031402V	**825**
9031403V	**825**
9031501B	**825**
9031502B	**825**
9031503B	**825**
9041001	**827**
9041002	**827**
9041003	**827**
9041004	**827**
9041005	**827**
9041201	**827**
9041202	**827**
9041203	**827**
9041204	**827**
9041205	**827**
9041301	**827**
9041316	**827**
9041324	**827**
9041401	**827**
9041402	**827**
9041408	**827**
9041409	**827**
9041410	**827**
9041411	**827**
9041412	**827**
9041501	**827**
9041502	**827**
9041508	**827**
9041509	**827**
9041510	**827**
9041511	**827**
9041512	**827**
9042	**385**
9060000001	**1082**
9060000002	**1082**
9060000003	**1082**
9060200001	**1083**
9060200002	**1083**
9061000001	**1083**
9061000002	**1083**
9061000003	**1083**
9061000004	**1083**
9061000006	**1083**
9061316	**829**
9061324	**829**
9061601	**623**
9062000001	**1083**
9062000002	**1083**
9062000003	**1083**
9062000005	**1083**
9062000006	**1083**
9062000007	**1083**
9062000008	**1083**
9062000009A	**1083**
9062000010A	**1083**
9062000011	**1083**
9062110	**831**
9062216	**831**
9062224	**831**
9063016	**829**
9063024	**829**
9063116	**829**
9063124	**829**
9063308	**829**
9063309	**829**
9063310	**829**
9063311	**829**
9064016	**829**
9064024	**829**
9064200001	**1083**
9064200002	**1083**
9064400001	**1083**
9064400002	**1083**
9065016	**830**
9065024	**830**
9065116	**830**
9065124	**830**
9066016	**830**
9066024	**830**
9066116	**830**
9066124	**830**
9067016	**830**
9067024	**830**
9067108	**830**
9067109	**830**
9067110	**830**
9067111	**830**
9068016	**830**
9068024	**830**
9068216	**830**
9068224	**830**
9069016	**831**
9069024	**831**
9069224	**831**
9069408	**831**
9069409	**831**
9069410	**831**
9069411	**831**
9069610	**831**
9069611	**831**
9070000001	**1084**
9070000002	**1084**
9070000003	**1084**
9070000004	**1084**
9070000005	**1084**
9070000006	**1084**
9072000001	**1084**
9072000002	**1084**
9081500001	**1083**
9081500002	**1083**
9081500003	**1083**
9081500004	**1083**
9081500005	**1083**
9081500006	**1083**
9081700001	**1083**
9088000001	**1083**
9090001	**824**
9090002	**824**
9090003	**824**
91/2-MS	**1517**
91/2-SS	**1517**
910.04.SDP011414	**1223**
910.04.SDP012828	**1223**
910.04.SDP030606	**1223**
910.04.SDP032727	**1223**
910.04.SDP062727	**1223**
910.04.SDP142828	**1223**
910.06.SDP011414	**1223**
910.06.SDP030606	**1223**
910.06.SDP062727	**1223**
910.06.SDP142828	**1223**
910.10.SDP011414	**1223**
910.10.SDP012828	**1223**
9101201	**827**
9126344341	**513**
9126344342	**513**
9129-04	**81**
9129-06	**81**
9129-08	**81**
9129-10	**81**
9129-12	**81**
9129-16	**81**
9129-20	**81**
9129-24	**81**
9170301	**664**
919191	**224**
919262	**223**
919632	**223**
919656	**223**
919682	**224**
919772	**223**
919805	**223**
919850	**223**
9200 10	**978**
9200 11	**978**
9200 12	**978**
9200 13	**978**
9200 14	**978**
9200 16	**978**
9200401	**675**
9200601	**676**
9200701	**664**
9200703	**624**
9201 10	**978**
9201 11	**978**
9201 12	**978**
9201 13	**978**
9201 14	**978**
9201 16	**978**
9201 18	**978**
9201001	**676**
9201201	**827**
920227	**224**
9202L	**1674**
9203L	**1674**
92100	**1694**
9210000	**672**
9210001	**672**
9210002	**672**
9210003	**672**
9210010	**672**
9210011	**672**
9210012	**672**
9210013	**672**
9210014	**672**
9210150	**672**
9210151	**672**
9210155	**672**
9210156	**672**
9210160	**672**
9210161	**672**
9210165	**672**
9210166	**672**
922733	**223**
922850	**223**
922851	**223**
923468	**223**
923469	**223**
923470	**223**
923471	**223**
923496	**223**
923497	**223**
923498	**223**
923548	**223**
923AL	**1034**
923EA	**1034**
923EC	**1034**
923EE	**1034**
9250102	**676**
9250103	**676**
9251708	**664**
9251709	**664**
9251712	**664**
92519	**1694**
9254	**490**

Code	Page
9255	**490**
9255201	**676**
92603	**1695**
92608	**1695**
92609	**1695**
9261	**490**
92611	**1695**
92612	**1695**
92613	**1695**
9262	**490**
9263	**490**
92630	**1692**
9264	**490**
926501	**250**
92702	**1692**
92703	**1692**
92706	**1692**
92707	**1692**
92711	**1692**
92788	**1694**
92906	**1696**
92908	**1696**
92909	**1696**
92910	**1696**
92923	**1692**
93000	**63**
930000140	**248**
930000141	**248**
930000142	**248**
930000149	**248**
930000150	**248**
930000151	**248**
93000-12VDC	**1690**
93001	**63**
93002	**63**
93003	**63**
93004	**63**
93005	**63**
93006	**63**
93019	**1694**
93039	**1695**
9305-04	**80**
9305-06	**80**
9305-08	**80**
9305-10	**80**
9305-12	**80**
9305-16	**80**
9305-20	**80**
93100	**60**
93101	**60**
93102	**60**
93103	**60**
93104	**60**
93105	**60**
93107	**60**
93108	**60**
9325-04	**80**
9325-06	**80**
9325-08	**80**
9325-10	**80**
9325-12	**80**
9325-16	**80**
9325-20	**80**
93354	**1694**
934AA	**1034**
934AC	**1034**
934AE	**1034**
93505	**1694**
93508	**1693**
93512	**1693**
93520	**1693**
9356-04-04	**81**
9356-06-06	**81**
9356-08-08	**81**
9356-10-10	**81**
9356-12-12	**81**
9356-16-16	**81**
9356-20-20	**81**
9356-24-24	**81**
93598	**1694**
93613	**1695**
93614	**1695**
93820	**1690**
9400401	**675**
9400601	**676**
9400701	**672**
9400702	**681**
9401001	**676**
9401002	**676**
9401201	**827**
9402-12-M16	**891**
9402-12-M22	**891**
9410-05-02	**892**
9410-6-02	**892**
9412-10/7-M12	**892**
9412-10/7-M16	**892**
9412-10/7-M22	**892**
9412-10-M12	**892**
9412-10-M16	**892**
9412-10-M22	**892**
9412-12-M12	**892**
9412-12-M16	**892**
9412-12-M22	**892**
9412-15/11-M16	**892**
9412-15/11-M22	**892**
9412-15-M16	**892**
9412-15-M22	**892**
9412-6-M10	**892**
9412-6-M12	**892**
9412-6-M16	**892**
9412-8-M12	**892**
9412-8-M16	**892**
9412-8-M22	**892**
94160	**1696**
9420-05-02	**892**
9420-6-02	**892**
9422-10-M16	**892**
9422-10-M22	**892**
9422-12-M12	**892**
9422-12-M16	**892**
9422-12-M22	**892**
9422-15-M16	**892**
9422-15-M22	**892**
9422-6-M10	**892**
9422-6-M12	**892**
9422-6-M16	**892**
9422-8-M12	**892**
9422-8-M16	**892**
9422-8-M22	**892**
9450102	**676**
9450103	**676**
9450105	**676**
9450-12-M16	**892**
9450-12-M22	**892**
94505	**65**
94506	**1694**
9450-8-M16	**892**
94512	**1694**
9455201	**676**
94630	**1692**
9463-6-M10	**891**
9463-6-M16	**891**
9463-8-M10	**891**
94706	**1692**
94820	**1690**
94853	**1692**
9500-05-02	**891**
9500-6-02	**891**
9502-10/7-M12	**891**
9502-10/7-M16	**891**
9502-10/7-M22	**891**
9502-10-M12	**891**
9502-10-M16	**891**
9502-10-M22	**891**
9502-12-M12	**891**
9502-12-M16	**891**
9502-12-M22	**891**
9502-15-M16	**891**
9502-15-M22	**891**
9502-16/12-M16	**891**
9502-16/12-M22	**891**
9502-16-M22	**891**
9502-18-M22	**891**
95022	**1695**
95024	**1695**
9502-6-M10	**891**
9502-6-M12	**891**
9502-6-M16	**891**
9502-6-M22	**891**
9502-8-M10	**891**
9502-8-M12	**891**
9502-8-M14	**891**
9502-8-M16	**891**
9502-8-M22	**891**
95031	**1693**
95032	**1693**
95033	**1693**
95034	**1693**
95035	**1693**
95036	**1693**
95037	**1693**
95038	**1693**
95039	**1693**
95040	**1693**
95041	**1694**
9505-04-04	**81**
9505-06-06	**81**
9505-08-08	**81**
9505-1	**978**
9505-10-10	**81**
9505-112	**978**
9505-114	**978**
9505-12	**978**
9505-12-12	**81**
9505-16-16	**81**
9505-2	**978**
9505-34	**978**
9506-04-04	**81**
9506-06-06	**81**
9506-08-08	**81**
9506-10-10	**81**
9506-12-12	**81**
9506-16-16	**81**
9506-20-20	**81**
9506-24-24	**81**
951 000 33	**622**
951 000 34	**622**
951 000 35	**622**
951 000 P11 23	**621**
951 000 P15 23	**621**
951 P11 23 U72	**621**
951 P11 23 U73	**621**
951 P11 23 U74	**621**
951 P11 23 U76	**621**
951 P11 23 U77	**621**
951 P11 23 U7H	**621**
951 P11 23 U7J	**621**
951 P11 23 U7K	**621**
9510-05-02	**891**
9510-6-02	**891**
9512-10/7-M12	**891**
9512-10/7-M16	**891**
9512-10/7-M22	**891**
9512-10-M12	**891**
9512-10-M16	**891**
9512-10-M18	**891**
9512-10-M22	**891**
9512-12-M12	**891**
9512-12-M14	**891**
9512-12-M16	**891**
9512-12-M22	**891**
9512-15/11-M16	**891**
9512-15-M16	**891**
9512-15-M22	**891**
9512-16/12-M16	**891**
9512-16/12-M22	**891**
9512-16-M22	**891**
9512-18-M22	**891**
9512-6-M10	**891**
9512-6-M12	**891**
9512-6-M14	**891**
9512-6-M16	**891**
9512-8-M10	**891**
9512-8-M12	**891**
9512-8-M14	**891**
9512-8-M16	**891**
9512-8-M22	**891**
9515-04-04	**81**
9515-04-04B	**81**
9515-04-06	**81**
9515-06-06	**81**
9515-08-06B	**81**
9515-08-08	**81**
9515-1	**978**
9515-10-08B	**81**
9515-10-10	**81**
9515-10-12	**81**
9515-112	**978**
9515-114	**978**
9515-12	**978**
9515-12-08	**81**
9515-12-12	**81**
9515-12-12B	**81**
9515-16-16	**81**
9515-16-16B	**81**
9515-2	**978**
9515-34	**978**
952 000 33	**622**
952 000 34	**622**
952 000 35	**622**
952 000 P11 23	**621**
952 000 P15 23	**621**
952 P11 23 U72	**621**
952 P11 23 U73	**621**
952 P11 23 U74	**621**
952 P11 23 U76	**621**
952 P11 23 U77	**621**
952 P11 23 U7H	**621**
952 P11 23 U7J	**621**
952 P11 23 U7K	**621**
9525-04-04	**81**
9525-06-06	**81**
9525-08-08	**81**
9525-10-10	**81**
9525-12-12	**81**
953 000 33	**622**
953 000 34	**622**
953 000 35	**622**
953 000 P15 23	**621**
953 P11 23 U72	**621**
953 P11 23 U73	**621**
953 P11 23 U74	**621**
953 P11 23 U76	**621**
953 P11 23 U77	**621**
953 P11 23 U7H	**621**
953 P11 23 U7J	**621**
953 P11 23 U7K	**621**
953-000-P11-23	**621**
9540-10	**892**
9540-12	**892**
9540-12-12-8	**892**
9540-15/11	**892**
9540-6	**892**
9540-8	**892**
9540-8-8-6	**892**
9550-10	**892**
9550-12	**892**
9550-6	**892**
9550-8	**892**
9580-10	**892**
9580-12	**892**
9580-15/11	**892**
9580-16/12	**892**
9580-18/14	**892**
9580-6	**892**
9580-8	**892**
9590-12-M18	**892**
9590-12-M18-S01	**892**
9590-8-M18	**892**
9590-8-M18-S01	**892**

Code	Page
9592-12-8-M18	**892**
9592-8-8-M18	**892**
95KSAK13BPN	**384**
95KSAK17BPN	**384**
95KSAK21BPN	**384**
95KSIW13BPN	**384**
95KSIW17BPN	**384**
95KSTF08BPN	**384**
95KSTF09BPN	**384**
95KSTF13BPN	**384**
96000	**70**
96001	**70**
96002	**70**
96003	**70**
96004	**70**
9600401	**675**
96005	**70**
9600601	**676**
96080	**1691**
96081	**1691**
961 000 33	**622**
96100	**1691**
962 000 33	**622**
963 000 33	**622**
96400	**61**
96410	**61**
96420	**61**
96430	**61**
96440	**61**
96450	**61**
96460	**61**
96470	**61**
96480	**61**
96490	**61**
96500	**61**
9650102	**676**
9650103	**676**
96SSAK13EXX	**384**
96SSAK13MXN	**384**
96SSAK17MXN	**384**
96SSIW13MXN	**384**
96SSIW17MXN	**384**
96SSTF06MXN	**384**
96SSTF09MXN	**384**
96SSTF10EXX	**384**
9700109	**672**
9700110	**672**
9705-04-04-04	**81**
9705-06-06-06	**81**
9705-08-08-08	**81**
9705-10-10-10	**81**
9705-12-12-12	**81**
9705-16-16-16	**81**
9706-04-04-04	**81**
9706-06-06-06	**81**
9706-08-08-08	**81**
9706-10-10-10	**81**
9706-12-12-12	**81**
9706-16-16-16	**81**
9706-20-20-20	**81**
9707-04-04-04	**81**
9707-06-06-06	**81**
9707-08-08-08	**81**
9707-10-10-10	**81**
9707-12-12-12	**81**
9707-16-16-16	**81**
9707-20-20-20	**81**
971 000 33	**622**
971-05-251	**1223**
971-05-256	**1223**
971-10-251	**1223**
971-10-256	**1223**
971-10-263	**1223**
971-10-266	**1223**
9711-14	**70**
9711-18	**70**
9711-22	**70**
9711-24	**70**
9711-30	**70**
9715-06-06-06	**81**
9715-08-08-08	**81**
9715-10-10-10	**81**
9715-12-12-12	**81**
9716-04-04-04	**81**
9716-06-06-06	**81**
9716-08-08-08	**81**
9716-10-10-10	**81**
9716-12-12-12	**81**
972 000 33	**622**
9721-14	**71**
9721-18	**71**
9721-22	**71**
9721-24	**71**
9721-30	**71**
973 000 33	**622**
9739-11	**385**
9741-14	**55**
9741-18	**55**
9741-22	**55**
9741-24	**55**
9741-30	**55**
9741-33	**55**
9750-11	**385**
975-05-272	**1223**
975-10-272	**1223**
9792D-12	**385**
9793D-12	**385**
99001	**76**
9900224-002	**224**
9900224-003	**224**
9925-04	**80**
9925-06	**80**
9925-08	**80**
9925-10	**80**
9925-12	**80**
9925-16	**80**
9925-20	**80**
9-946-02-00-012	**271**
9-946-02-00-020	**271**
9-946-02-01-020	**271**
9-946-04-00-010	**271**
A	
A00050	**1674**
A00055	**1674**
A00060	**1674**
A100G4RL	**1757**
A100G4RM	**1757**
A100G4RS	**1757**
A100G4RXL	**1757**
A100G4RXXL	**1757**
A100GNRL	**1757**
A100GNRM	**1757**
A100GNRXL	**1757**
A100GNRXXL	**1757**
A100K8RL	**1757**
A100K8RM	**1757**
A100K8RXL	**1757**
A100K8RXXL	**1757**
A100ORRL	**1757**
A100ORRM	**1757**
A100ORRS	**1757**
A100ORRXL	**1757**
A100ORRXXL	**1757**
A100R8RL	**1757**
A100R8RM	**1757**
A100R8RXL	**1757**
A100R8RXXL	**1757**
A10AA	**1034**
A10AC	**1034**
A10AE	**1034**
A10AL	**1034**
A112-AU	**1468**
A112-AU-NPT	**1468**
A112-BR	**1471**
A112-BR-NPT	**1471**
A112-PP	**1470**
A112-PP-NPT	**1470**
A112-SS	**1469**
A112-SS-NPT	**1469**
A114-AU	**1468**
A114-AU-NPT	**1468**
A114-BR	**1471**
A114-PP	**1470**
A114-PP-NPT	**1470**
A114-SS	**1469**
A114-SS-NPT	**1469**
A12/34-PP-NPT	**1470**
A120BKRL	**1757**
A120BKRM	**1757**
A120BKRS	**1757**
A120BKRXL	**1757**
A120BKRXS	**1757**
A120BKRXXL	**1757**
A120BKRXXS	**1757**
A120BKRXXXL	**1757**
A12-AU	**1468**
A12-AU-NPT	**1468**
A12-BR	**1471**
A12-BR-NPT	**1471**
A12-PP	**1470**
A12-SS	**1469**
A12-SS-NPT	**1469**
A140BKRL	**1757**
A140BKRM	**1757**
A140BKRS	**1757**
A140BKRXL	**1757**
A140BKRXS	**1757**
A140BKRXXL	**1757**
A140ORBL	**1757**
A140ORBM	**1757**
A140ORBXL	**1757**
A140ORBXXL	**1757**
A15050	**1674**
A15055	**1674**
A15060	**1674**
A1-AU	**1468**
A1-AU-NPT	**1468**
A1-BR	**1471**
A1-BR-NPT	**1471**
A1N2H2 09	**1004**
A1N2H2 10	**1004**
A1N2H2 11	**1004**
A1N2H2 12	**1004**
A1N2H2 13	**1004**
A1N2H2 14	**1004**
A1N2H2 16	**1004**
A1N2H2 18	**1004**
A1N2H2 20	**1004**
A1-PP	**1470**
A1-PP-NPT	**1470**
A1-SS	**1469**
A1-SS-NPT	**1469**
A1V2H2 09	**959**
A1V2H2 10	**959**
A1V2H2 11	**959**
A1V2H2 12	**959**
A1V2H2 13	**959**
A1V2H2 14	**959**
A1V2H2 16	**959**
A1V2H2 18	**959**
A1V2H2 20	**959**
A2000-BRKT	**651**
A212-AU	**1468**
A212-AU-NPT	**1468**
A212-BR	**1471**
A212-BR-NPT	**1471**
A212-SS	**1469**
A212-SS-NPT	**1469**
A25050	**1674**
A25055	**1674**
A25060	**1674**
A270060	**1540**
A270120	**1540**
A270160	**1540**
A270200	**1540**
A270250	**1540**
A270280	**1540**
A270320	**1540**
A270380	**1540**
A270450	**1540**
A270500	**1540**
A270630	**1540**
A271TARL	**1758**
A271TARXL	**1758**
A280060	**1540**
A280100	**1540**
A280120	**1540**
A280160	**1540**
A280200	**1540**
A280250	**1540**
A280280	**1540**
A280320	**1540**
A280380	**1540**
A280500	**1540**
A2-AU	**1468**
A2-AU-NPT	**1468**
A2-BR	**1471**
A2-BR-NPT	**1471**
A2-PP	**1470**
A2-PP-NPT	**1470**
A2-SS	**1469**
A2-SS-NPT	**1469**
A3000-BRKT	**651**
A321 0C2	**592**
A321 0C2 U72	**592**
A321 0C2 U73	**592**
A321 0C2 U74	**592**
A321 0C2 U76	**592**
A321 0C2 U7H	**592**
A321 0C2 U7J	**592**
A321 0C2 U7K	**592**
A321 1C2	**592**
A321 1C2 U72	**592**
A321 1C2 U73	**592**
A321 1C2 U74	**592**
A321 1C2 U76	**592**
A321 1C2 U7H	**592**
A321 1C2 U7J	**592**
A321 1C2 U7K	**592**
A321 1D2	**592**
A321 1D2 U72	**592**
A321 1D2 U73	**592**
A321 1D2 U74	**592**
A321 1D2 U76	**592**
A321 1D2 U7H	**592**
A321 1D2 U7J	**592**
A321 1D2 U7K	**592**
A321 1E2	**592**
A321 1E2 U72	**592**
A321 1E2 U73	**592**
A321 1E2 U74	**592**
A321 1E2 U76	**592**
A321 1E2 U7H	**592**
A321 1E2 U7J	**592**
A321 1E2 U7K	**592**
A322 0C2	**592**
A322 0C2 U72	**592**
A322 0C2 U73	**592**
A322 0C2 U74	**592**
A322 0C2 U76	**592**
A322 0C2 U7H	**592**
A322 0C2 U7J	**592**
A322 0C2 U7K	**592**
A322 1C2	**592**
A322 1C2 U72	**592**
A322 1C2 U73	**592**
A322 1C2 U74	**592**
A322 1C2 U76	**592**
A322 1C2 U7H	**592**
A322 1C2 U7J	**592**
A322 1C2 U7K	**592**
A331 0C2	**592**
A331 0C2 U72	**592**
A331 0C2 U73	**592**
A331 0C2 U74	**592**
A331 0C2 U76	**592**
A331 0C2 U7H	**592**
A331 0C2 U7J	**592**
A331 0C2 U7K	**592**
A331 1C2	**592**

Code	Page
A331 1C2 U72	**592**
A331 1C2 U73	**592**
A331 1C2 U74	**592**
A331 1C2 U76	**592**
A331 1C2 U7H	**592**
A331 1C2 U7J	**592**
A331 1C2 U7K	**592**
A332 0C2	**592**
A332 0C2 U72	**592**
A332 0C2 U73	**592**
A332 0C2 U74	**592**
A332 0C2 U76	**592**
A332 0C2 U7H	**592**
A332 0C2 U7J	**592**
A332 0C2 U7K	**592**
A332 1C2	**592**
A332 1C2 U72	**592**
A332 1C2 U73	**592**
A332 1C2 U74	**592**
A332 1C2 U76	**592**
A332 1C2 U7H	**592**
A332 1C2 U7J	**592**
A332 1C2 U7K	**592**
A34-AU	**1468**
A34-AU-NPT	**1468**
A34-BR	**1471**
A34-BR-NPT	**1471**
A34-PP	**1470**
A34-PP-NPT	**1470**
A34-SS	**1469**
A34-SS-NPT	**1469**
A350BKRL	**1756**
A350BKRM	**1756**
A350BKRS	**1756**
A350BKRXL	**1756**
A350BKRXS	**1756**
A350BKRXXL	**1756**
A350BKRXXXL	**1756**
A3-AU	**1468**
A3-AU-NPT	**1468**
A3-BR	**1471**
A3-BR-NPT	**1471**
A3N2H2 16	**1004**
A3N2H2 18	**1004**
A3N2H2 20	**1004**
A3-PP	**1470**
A3-PP-NPT	**1470**
A3-SS	**1469**
A3-SS-NPT	**1469**
A40050	**1674**
A40055	**1674**
A40060	**1674**
A400T	**651**
A4-AU	**1468**
A4-AU-NPT	**1468**
A4-BR	**1471**
A4-BR-NPT	**1471**
A4-PP	**1470**
A4-PP-NPT	**1470**
A4-SS	**1469**
A4-SS-NPT	**1469**
A5000-BRKT	**651**
A5-BR-NPT	**1471**
A6000SE	**1632**
A622G7RL	**1756**
A622G7RM	**1756**
A622G7RS	**1756**
A622G7RXL	**1756**
A622G7RXS	**1756**
A622G7RXXL	**1756**
A622G7RXXXL	**1756**
A670K8RL	**1756**
A670K8RM	**1756**
A670K8RS	**1756**
A670K8RXL	**1756**
A670K8RXS	**1756**
A670K8RXXL	**1756**
A672K8RL	**1756**
A672K8RM	**1756**
A672K8RS	**1756**
A672K8RXL	**1756**
A672K8RXS	**1756**
A672K8RXXL	**1756**
A690GRR	**1760**
A690YER	**1760**
A6-AU	**1468**
A6-BR-NPT	**1471**
A6-SS	**1469**
A720NARL	**1758**
A720NARM	**1758**
A720NARXL	**1758**
A720NARXXL	**1758**
A770BKYL	**1758**
A770BKYM	**1758**
A770BKYS	**1758**
A770BKYXL	**1758**
A770BKYXXL	**1758**
A774K2RL	**1758**
A774K2RM	**1758**
A774K2RS	**1758**
A774K2RXL	**1758**
A774K2RXXL	**1758**
A774MBRL	**1758**
A774MBRM	**1758**
A774MBRS	**1758**
A774MBRXL	**1758**
A774MBRXXL	**1758**
A812GNRL	**1758**
A812GNRM	**1758**
A812GNRS	**1758**
A812GNRXL	**1758**
A812GNRXS	**1758**
A812GNRXXL	**1758**
A83	**596**
A84	**596**
A86	**596**
A8B	**596**
A8D	**596**
A8E	**596**
A925BLUL	**1758**
A925BLUM	**1758**
A925BLUS	**1758**
A925BLUXL	**1758**
A930ORRL	**1758**
A930ORRM	**1758**
A930ORRXL	**1758**
A940040-1	**1547**
A940040-2	**1547**
A940050-1	**1547**
A940050-2	**1547**
A940060-1	**1547**
A940060-2	**1547**
A940070-1	**1547**
A940080-1	**1547**
A940080-2	**1547**
A940100-1	**1547**
A940100-2	**1547**
A940120-1	**1547**
A940120-2	**1547**
A940160-1	**1547**
A980045	**1540**
A980060	**1540**
A980080	**1540**
A980090	**1540**
A980100	**1540**
A980110	**1540**
A980120	**1540**
A980130	**1540**
A980140	**1540**
A980150	**1540**
A980160	**1540**
A980180	**1540**
A980190	**1540**
A980200	**1540**
A980210	**1540**
A980220	**1540**
A980230	**1540**
A980240	**1540**
A980250	**1540**
A980270	**1540**
A980280	**1540**
A980290	**1540**
A980300	**1540**
A980320	**1540**
A980330	**1540**
A980350	**1540**
A980380	**1540**
A980400	**1540**
A980420	**1540**
A980440	**1540**
A980470	**1540**
A980480	**1540**
A980500	**1540**
A980540	**1540**
A980550	**1540**
A980560	**1540**
A980600	**1540**
A980640	**1540**
A980700	**1540**
AA1106	**396**
AA1109	**396**
AA11AF	**396**
AA11AM	**396**
AA11CF	**396**
AA11CM	**396**
AA-13	**1596**
AA5102	**402**
AA5103	**402**
AA5106	**402**
AA5107	**402**
AA5110	**402**
AA5111	**402**
AA5112	**402**
AA5302	**402**
AA5303	**402**
AA5306	**402**
AA5307	**402**
AA5310	**402**
AA5312	**402**
AA5904	**403**
AA5908	**403**
AA5913	**403**
AA7101	**397**
AA7102	**397**
AA7103	**397**
AA7104	**397**
AA7105	**397**
AA7106	**397**
AA7107	**397**
AA7108	**397**
AA7109	**397**
AA7110	**397**
AA7111	**397**
AA7112	**397**
AA7113	**397**
AA7114	**397**
AA7502	**399**
AA7503	**399**
AA7504	**399**
AA7506	**399**
AA7507	**399**
AA7510	**399**
AA7512	**399**
AA7513	**399**
AA7702	**398**
AA7703	**398**
AA7706	**398**
AA7707	**398**
AA7710	**398**
AA7711	**398**
AA7712	**398**
AA7802	**401**
AA7803	**401**
AA7804	**401**
AA7806	**401**
AA7807	**401**
AA7808	**401**
AA7810	**401**
AA7811	**401**
AA7812	**401**
AA7813	**401**
AAFDURT3	**1490**
AAFDURT4	**1490**
AAFNP16URT3	**1490**
AAMF112112	**1490**
AAMF1122	**1490**
AAMF1123	**1490**
AAMF2122	**1490**
AAMF212212	**1490**
AAMF2123	**1490**
AAMF22	**1490**
AAMF2212	**1490**
AAMF23	**1490**
AAMF32	**1490**
AAMF3212	**1490**
AAMF33	**1490**
AAMF34	**1490**
AAMF43	**1490**
AAMFURTURT34	**1490**
AAMM22	**1490**
AAMM33	**1490**
AAMM43	**1490**
AAMMBSPURT33	**1490**
AAV-12	**979**
AAV-38	**979**
AB.HPPK	**1623**
AB10730	**910**
AB129035B	**910**
AB129035R	**910**
AB129035Y	**910**
AB129050B	**910**
AB129050R	**910**
AB129050Y	**910**
AB12930	**910**
AB161230	**910**
AB181430	**910**
AB1N2H2 09	**1004**
AB1N2H2 10	**1004**
AB1N2H2 11	**1004**
AB1N2H2 12	**1004**
AB1N2H2 13	**1004**
AB1N2H2 14	**1004**
AB1N2H2 16	**1004**
AB1N2H2 18	**1004**
AB1N2H2 20	**1004**
AB1V2H2 09	**959**
AB1V2H2 10	**959**
AB1V2H2 11	**959**
AB1V2H2 12	**959**
AB1V2H2 13	**959**
AB1V2H2 14	**959**
AB1V2H2 16	**959**
AB1V2H2 18	**959**
AB1V2H2 20	**959**
AB4230	**910**
AB6430	**910**
AB68118	**249**
AB98210011UC	**249**
AB98410101UC	**249**
AB98810011UC	**249**
ABCC112	**1489**
ABCC2	**1489**
ABCC212	**1489**
ABCCBSP3	**1489**
ABCCBSP4	**1489**
ABCCURT3	**1489**
ABCCURT4	**1489**
ABH.4.3/4	**1623**
ABH.6.3/4	**1623**
ABPC2	**1489**
ABPC212	**1489**
ABPCBSP3	**1489**
ABPCURT3	**1489**
ABS	**1100**
ABS/CTUBE-3-1	**1100**
ABS/CTUBE-3-112	**1100**
ABS/CTUBE-3-114	**1100**
ABS/CTUBE-3-2	**1100**
ABS/CTUBE-3-212	**1100**
ABS/CTUBE-3-3	**1100**

Code	Page
ABS/CTUBE-3-4	**1100**
ABS/CTUBE-3-6	**1100**
ABS/CTUBE-3-8	**1100**
ABS/CTUBE-6-1	**1100**
ABS/CTUBE-6-112	**1100**
ABS/CTUBE-6-114	**1100**
ABS/CTUBE-6-2	**1100**
ABS/CTUBE-6-212	**1100**
ABS/CTUBE-6-3	**1100**
ABS/CTUBE-6-4	**1100**
ABS/ETUBE-3-1	**1100**
ABS/ETUBE-3-112	**1100**
ABS/ETUBE-3-114	**1100**
ABS/ETUBE-3-12	**1100**
ABS/ETUBE-3-2	**1100**
ABS/ETUBE-3-3	**1100**
ABS/ETUBE-3-34	**1100**
ABS/ETUBE-3-4	**1100**
ABS/ETUBE-6-1	**1100**
ABS/ETUBE-6-112	**1100**
ABS/ETUBE-6-114	**1100**
ABS/ETUBE-6-12	**1100**
ABS/ETUBE-6-2	**1100**
ABS/ETUBE-6-3	**1100**
ABS/ETUBE-6-34	**1100**
ABS02-1	**1645**
ABS02-2	**1645**
ABS02-4	**1645**
ABS02-6	**1645**
ABSB-06B	**261**
ABSB-08B	**261**
ABSB-12B	**261**
ABSB-16B	**261**
ABU-1000-1000AN	**170**
ABU-250-250AN	**170**
ABU-375-375AN	**170**
ABU-500-500AN	**170**
ABU-750-750AN	**170**
AC015CBFI	**430**
AC1106	**396**
AC1109	**396**
AC11AF	**396**
AC11AM	**396**
AC11CF	**396**
AC11CM	**396**
AC2010-01	**650**
AC2010-02	**650**
AC2010-02D	**650**
AC21CF02	**393**
AC21CM02	**393**
AC21EF02	**393**
AC21EM02	**393**
AC21JF02	**393**
AC21JM02	**393**
AC21R02	**393**
AC21S02	**393**
AC21T02	**393**
AC3010-02	**650**
AC3010-02D	**650**
AC4010-04	**650**
AC4010-04D	**650**
AC4CF02	**395**
AC4CM02	**395**
AC4EF02	**395**
AC4EM02	**395**
AC4JF02	**395**
AC4JM02	**395**
AC5010-06D	**650**
AC5010-10D	**650**
AC51CF	**402**
AC51CM	**402**
AC51EF	**402**
AC51EM	**402**
AC51JF	**402**
AC51JM	**402**
AC51R	**402**
AC51S	**402**
AC51T	**402**
AC52CF	**403**
AC52CM	**403**
AC59JF	**403**
AC59JM	**403**
AC59V	**403**
AC5EF02	**395**
AC5EM02	**395**
AC5JF02	**395**
AC5JM02	**395**
AC6103	**393**
AC61CF	**400**
AC61CM	**400**
AC61EF	**400**
AC61EM	**400**
AC61JF	**400**
AC61JM	**400**
AC61R	**400**
AC61S	**400**
AC61T	**400**
AC7106	**397**
AC7108	**397**
AC7109	**397**
AC7110	**397**
AC7113	**397**
AC71CF	**397**
AC71CM	**397**
AC71EF	**397**
AC71EM	**397**
AC71JF	**397**
AC71JM	**397**
AC7306	**401**
AC7308	**401**
AC7310	**401**
AC7313	**401**
AC73CF	**401**
AC73CM	**401**
AC73EF	**401**
AC73EM	**401**
AC73JF	**401**
AC73JM	**401**
AC7506	**399**
AC7508	**399**
AC7510	**399**
AC7513	**399**
AC75CF	**399**
AC75CM	**399**
AC75EF	**399**
AC75EM	**399**
AC75JF	**399**
AC75JM	**399**
AC7706	**398**
AC7708	**398**
AC7710	**398**
AC7713	**398**
AC77CF	**398**
AC77CM	**398**
AC77EF	**398**
AC77EM	**398**
AC77JF	**398**
AC77JM	**398**
AC7806	**401**
AC7808	**401**
AC7810	**401**
AC7813	**401**
AC78CF	**401**
AC78CM	**401**
AC78EF	**401**
AC78EM	**401**
AC78JF	**401**
AC78JM	**401**
AC901-15D	**655**
AC901-20D	**655**
AC91CF	**393**
AC91CM	**393**
AC91EF	**393**
AC91EM	**393**
AC91JF	**393**
AC91JM	**393**
AC91R	**393**
AC91S	**393**
AC91T	**393**
ACA1793	**394**
ACA2487	**394**
ACA2488	**394**
ACA2593	**394**
ACA2653	**395**
ACA2654	**395**
ACA2657	**395**
ACA2658	**395**
ACA2659	**395**
ACA2660	**395**
ACA2661	**395**
ACA2746	**394**
ACA2994	**395**
ACA2999	**395**
ACA3035	**395**
ACA3036	**395**
ACA3037	**395**
ACA6582	**394**
ACA6583	**394**
ACA6584	**394**
ACA6909	**394**
ACA6912	**400**
ACA6922	**400**
ACA6923	**400**
ACA6924	**400**
ACA6930	**400**
ACC00005	**418**
ACC00006	**418**
ACC00007	**418**
ACC00022	**418**
ACC01582	**418**
ACC01583	**418**
ACC02082	**418**
ACC02083	**418**
ACK10A	**1478**
ACK10I	**1478**
ACK10T	**1478**
ACK12A	**1478**
ACK12I	**1478**
ACK12T	**1478**
ACK34A	**1478**
ACK34I	**1478**
ACK34T	**1478**
ACK38A	**1478**
ACK38I	**1478**
ACK38T	**1478**
ACKIT01	**394**
ACT112	**1487**
ACT2	**1487**
ACT212	**1487**
ACT3BSP	**1487**
ACT3URT	**1488**
ACT4BSP	**1487**
ACT4URT	**1488**
ACTMKEASYFIP-1	**1019**
ACTMKEASYFIP-112	**1019**
ACTMKEASYFIP-114	**1019**
ACTMKEASYFIP-12	**1019**
ACTMKEASYFIP-2	**1019**
ACTMKEASYFIP-34	**1019**
ACTMKEASYGF-1	**1019**
ACTMKEASYGF-112	**1019**
ACTMKEASYGF-12	**1019**
ACTMKEASYGF-2	**1019**
AD32-10-UPVC	**1110**
AD32-11-UPVC	**1110**
AD32-12-UPVC	**1110**
AD32-13-UPVC	**1110**
AD32-15-UPVC	**1110**
AD32-17-UPVC	**1110**
AD32-19-UPVC	**1110**
AD32-3-UPVC	**1110**
AD32-4-UPVC	**1110**
AD32-5-UPVC	**1110**
AD32-6-UPVC	**1110**
AD32-7-UPVC	**1110**
AD32-8-UPVC	**1110**
AD32-9-UPVC	**1110**
AD42-112112-UPVC	**1110**
AD42-112114-UPVC	**1110**
AD42-1122-UPVC	**1110**
AD42-114114-UPVC	**1110**
AD42-1141-UPVC	**1110**
AD42-11-UPVC	**1110**
AD42-1212-UPVC	**1110**
AD42-1234-UPVC	**1110**
AD42-134-UPVC	**1110**
AD42-2112-UPVC	**1110**
AD42-212212-UPVC	**1110**
AD42-2122-UPVC	**1110**
AD42-2123-UPVC	**1110**
AD42-22-UPVC	**1110**
AD42-3212-UPVC	**1110**
AD42-33-UPVC	**1110**
AD42-3412-UPVC	**1110**
AD42-341-UPVC	**1110**
AD42-3434-UPVC	**1110**
AD42-34-UPVC	**1110**
AD42-43-UPVC	**1110**
AD42-44-UPVC	**1110**
ADAPT.UNI.L	**1634**
ADCH-16	**318**
ADCH-20	**318**
ADCH-32	**318**
ADCH-4	**318**
ADCH-6	**318**
ADP	**198**
ADP.60AV	**1636**
ADP.60PV	**1636**
ADP.90AN	**1636**
ADSCV1414	**1419**
ADSCV1438	**1419**
ADSCV3838	**1419**
ADSCV51638	**1419**
ADTG4	**1724**
AE407	**1555**
AE425	**1555**
AE426	**1555**
AE427	**1555**
AE466	**1555**
AE467	**1555**
AE475	**1555**
AE476	**1555**
AE477	**1555**
AE505	**1555**
AE506	**1555**
AE566	**1555**
AE567	**1555**
AE575	**1555**
AE576	**1555**
AE577	**1555**
AE-A	**979**
AE-B	**979**
AE-C	**979**
AEMC14	**1419**
AEMC38	**1419**
AEMC3814	**1419**
AE-SP-ABD	**979**
AE-SP-C	**979**
AF-13	**1596**
AF2000-01	**650**
AF2000-02	**650**
AF3000-02	**650**
AF3000-02D	**650**
AF4000-04	**650**
AF4000-04D	**650**
AF4000-06D	**650**
AF5000-06D	**650**
AF5000-10D	**650**
AF900-15D	**655**
AF900-20D	**655**
AFBV-12	**932**
AFBV-34	**932**
AFC080	**102**
AFC100	**102**
AFC102	**102**
AFC104	**102**
AFC106	**102**
AFC108	**102**
AFC110	**102**
AFC112	**102**

Code	Page
AFC114	**102**
AFC116	**102**
AFC118	**102**
AFC401	**102**
AFC402	**102**
AFC403	**102**
AFC404	**102**
AFC405	**102**
AFC406	**102**
AFC407	**102**
AFFN-1/4	**1611**
AFG1H03	**1724**
AFG1H08	**1724**
AFG4H03	**1724**
AFG4H031	**1724**
AFG4H04	**1724**
AFG4H05	**1724**
AFG4H06	**1724**
AFG4H061	**1724**
AFG5H36	**1724**
AFG6H04	**1724**
AFR900-15D	**655**
AFR900-20D	**655**
AFS/90G	**102**
AFS080/90G-038	**102**
AFS080/90S	**106**
AFS080/90S-038	**106**
AFS080G	**103**
AFS080G-038	**103**
AFS080N	**103**
AFS080N-038	**103**
AFS080S	**105**
AFS080S-038	**105**
AFS080S-A20	**105**
AFS080ST	**106**
AFS080ST-038	**106**
AFS100/90G	**102**
AFS100/90S	**106**
AFS100G	**103**
AFS100G-012	**103**
AFS100N-012	**103**
AFS100S	**105**
AFS100S-A25	**105**
AFS100ST	**106**
AFS102/90G	**102**
AFS102G	**103**
AFS102G-012	**103**
AFS102G-034	**103**
AFS102N	**103**
AFS102N-034	**103**
AFS102S	**105**
AFS102S-A30	**105**
AFS102ST	**106**
AFS104/90G	**102**
AFS104G	**103**
AFS104G-034	**103**
AFS104G-100	**103**
AFS104N	**103**
AFS104N-100	**103**
AFS104S-A38	**105**
AFS104ST	**106**
AFS106/90G	**102**
AFS106/90S	**106**
AFS106G	**103**
AFS106G-034	**103**
AFS106G-100	**103**
AFS106G-114	**103**
AFS106N	**103**
AFS106N-114	**103**
AFS106S	**105**
AFS106S-A50	**105**
AFS106ST	**106**
AFS108G	**103**
AFS108G-100	**103**
AFS108G-112	**103**
AFS108G-114	**103**
AFS108N	**103**
AFS108N-112	**103**
AFS108S	**105**
AFS108ST	**106**
AFS110G	**103**
AFS110G-200	**103**
AFS110N	**103**
AFS110S	**105**
AFS110ST	**106**
AFS112G	**103**
AFS112G-212	**103**
AFS112N	**103**
AFS112ST	**106**
AFS114G	**103**
AFS114G-300	**103**
AFS114N	**103**
AFS114S	**105**
AFS114ST	**106**
AFS116G	**103**
AFS116G-312	**103**
AFS116N	**103**
AFS116S	**105**
AFS116ST	**106**
AFS200/90ST	**106**
AFS202/90ST	**106**
AFS204/90ST	**106**
AFS206/90ST	**106**
AFS208/90ST	**106**
AFS401/90G-012	**102**
AFS401/90G-038	**102**
AFS401/90S-012	**106**
AFS401/90S-038	**106**
AFS401G-012	**103**
AFS401G-038	**103**
AFS401N-012	**103**
AFS401N-038	**103**
AFS401S-012	**105**
AFS401S-038	**105**
AFS401S-A20	**105**
AFS401ST-012	**106**
AFS401ST-038	**106**
AFS402/90G	**102**
AFS402/90S	**106**
AFS402G	**103**
AFS402G-012	**103**
AFS402N	**103**
AFS402N-012	**103**
AFS402S	**105**
AFS402S-A25	**105**
AFS402ST	**106**
AFS403/90G	**102**
AFS403/90S	**106**
AFS403G	**103**
AFS403G-034	**103**
AFS403N	**103**
AFS403N-034	**103**
AFS403S	**105**
AFS403S-A30	**105**
AFS403ST	**106**
AFS404/90S	**106**
AFS404G	**103**
AFS404G-100	**103**
AFS404N-100	**103**
AFS404S	**105**
AFS404S-A38	**105**
AFS404ST	**106**
AFS405/90G	**102**
AFS405/90S	**106**
AFS405G	**103**
AFS405G-114	**103**
AFS405N	**103**
AFS405N-114	**103**
AFS405S	**105**
AFS405S-A50	**105**
AFS405ST	**106**
AFS406/90G	**102**
AFS406/90S	**106**
AFS406G	**103**
AFS406G-112	**103**
AFS406N	**103**
AFS406N-112	**103**
AFS406S	**105**
AFS406ST	**106**
AFS700/90ST	**106**
AFS702/90ST	**106**
AFS704/90ST	**106**
AFS706/90ST	**106**
AFS708/90ST	**106**
AG50-0015	**412**
AGJ-1/2-DN05	**31**
AGJ-1/2-DN06	**31**
AGJ-1/2-DN08	**31**
AGJ-11/16-DN12	**31**
AGJ-11/16-DN16	**31**
AGJ-11/16-DN19	**31**
AGJ-15/16-DN19	**31**
AGJ-15/16-DN25	**31**
AGJ-15/8-DN25	**31**
AGJ-15/8-DN31	**31**
AGJ-17/8-DN31	**31**
AGJ-17/8-DN38	**31**
AGJ-21/2-DN38	**31**
AGJ-21/2-DN51	**31**
AGJ-3/4-DN10	**31**
AGJ-3/4-DN12	**31**
AGJ-7/16-DN05	**31**
AGJ-7/16-DN06	**31**
AGJ-7/8-DN10	**31**
AGJ-7/8-DN12	**31**
AGJ-7/8-DN16	**31**
AGJ-9/16-DN05	**31**
AGJ-9/16-DN06	**31**
AGJ-9/16-DN08	**31**
AGJ-9/16-DN10	**31**
AGRK-1/2-DN10	**30**
AGRK-1/2-DN12	**30**
AGRK-1/2-DN19	**30**
AGRK-1/4-DN05	**30**
AGRK-1/4-DN06	**30**
AGRK-1/4-DN08	**30**
AGRK-1/4-DN10	**30**
AGRK-1/8-DN05	**30**
AGRK-1/8-DN06	**30**
AGRK-11/2-DN38	**30**
AGRK-11/4-DN31	**30**
AGRK-1-DN19	**30**
AGRK-1-DN25	**30**
AGRK-2-DN51	**30**
AGRK-3/4-DN12	**30**
AGRK-3/4-DN16	**30**
AGRK-3/4-DN19	**30**
AGRK-3/4-DN25	**30**
AGRK-3/8-DN06	**30**
AGRK-3/8-DN08	**30**
AGRK-3/8-DN10	**30**
AGRK-3/8-DN12	**30**
AGT13/06K	**1147**
AGT13/08K	**1147**
AGT13/09K	**1147**
AGT13/13K	**1147**
AGT17/09K	**1147**
AGT17/13K	**1147**
AGT21/13K	**1147**
AGT21/19K	**1147**
AGT26/19K	**1147**
AGT33/25K	**1147**
AHK-1000B	**433**
AHK-100B	**433**
AHK-10B	**433**
AHK-1500B	**433**
AHK-150B	**433**
AHK-15B	**433**
AHK-2000B	**433**
AHK-200B	**433**
AHK-24B	**433**
AHK-270B	**433**
AHK-3000B	**433**
AHK-500B	**433**
AHK-50B	**433**
AHK-5B	**433**
AHK-720B	**433**
AHK-900B	**433**
AI-13	**1596**
AIRTU020S	**1069**
AIRTU025S	**1069**
AIRTU032S	**1069**
AIRTU040S	**1069**
AK-13	**1596**
AK-300	**1596**
AK-600	**1596**
AK-MM08	**1170**
AK-MM10	**1170**
AK-MM12	**1170**
AK-MM14	**1170**
AK-MM16	**1170**
AK-MM18	**1170**
AK-MM20	**1170**
AK-MM22	**1170**
AK-MM24	**1170**
AKN02NP	**1176**
AKN04NP	**1176**
AKN06NP	**1176**
AKN08NP	**1176**
AK-NN12	**1170**
AK-NN14	**1170**
AK-NN18	**1170**
AK-NN38	**1170**
AK-PP12	**1170**
AK-PP14	**1170**
AK-PP18	**1170**
AK-PP38	**1170**
AK-TT1	**1170**
AK-TT12	**1170**
AK-TT14	**1170**
AK-TT18	**1170**
AK-TT34	**1170**
AK-TT38	**1170**
AK-VV12	**1170**
AK-VV14	**1170**
AK-VV18	**1170**
AL-13	**1596**
AL2000-02	**651**
AL3000-02	**651**
AL4000-04	**651**
AL900-15	**655**
AL900-20	**655**
AL-RM1210-3M-20B	**1090**
AL-RM1513-3M-20B	**1090**
AL-RM1816-3M-20B	**1090**
AL-RM2220-3M-20B	**1090**
AL-RM2826-3M-10B	**1090**
ALU-CUTTER15	**882**
ALU-CUTTER22	**882**
ALU-CUTTER28	**882**
AM1915W	**884**
AMPH-16	**318**
AMPH-20	**318**
AMPH-24	**318**
AMPH-32	**318**
AMPH-8	**318**
AMT112	**1487**
AMT2	**1487**
AMT212	**1487**
AMT3BSP	**1487**
AMT3URT	**1487**
AMT4BSP	**1487**
AMT4URT	**1487**
AN-13	**1596**
AN14	**1419**
AN38	**1419**
ANTI-BLOC 100G	**164**
ANTI-BLOC 1KG	**164**
AP100B	**1713**
AP10K8RL	**1757**
AP10K8RM	**1757**
AP10K8RS	**1757**
AP10K8RXL	**1757**
AP10K8RXS	**1757**
AP17101	**1708**
AP17107	**1708**
AP17111	**1708**
AP17313	**1709**
AP17315	**1709**
AP17411-1/2	**1706**

Code	Page
AP17411-3/8	**1706**
AP17621	**1708**
AP17803-A	**1709**
AP17808	**1707**
AP22	**1609**
AP30O8RL	**1757**
AP30O8RM	**1757**
AP30O8RS	**1757**
AP30O8RXL	**1757**
AP30O8RXS	**1757**
AP30O8RXXL	**1757**
AP313	**1711**
AP415	**1711**
AP488	**1711**
AP50B8RL	**1756**
AP50B8RM	**1756**
AP50B8RS	**1756**
AP50B8RXL	**1756**
AP50B8RXXL	**1756**
AP515	**1711**
AP7001	**1710**
AP7002-7	**1710**
AP7007	**1710**
AP7319	**1709**
AP7451	**1706**
AP7460	**1706**
AP7495	**1707**
AP8031K5G	**1709**
AP80B4RL	**1757**
AP80B4RM	**1757**
AP80B4RS	**1757**
AP80B4RXL	**1757**
AP80B4RXXL	**1757**
AP818C	**1711**
AP81B4RL	**1756**
AP81B4RM	**1756**
AP81B4RS	**1756**
AP81B4RXL	**1756**
AP81B4RXS	**1756**
AP81B4RXXL	**1756**
AP8641-1	**1711**
AP8641-4	**1711**
APA-15	**1712**
APA-25	**1712**
APAS1005	**1713**
APAS1005-N1.4	**1713**
APAS1005-N1.7	**1713**
AP-B1	**194**
AP-B1-SS	**194**
AP-B2	**194**
AP-B2-SS	**194**
AP-B3	**194**
AP-B3-SS	**194**
AP-B4	**194**
AP-B4-SS	**194**
AP-B5	**194**
AP-B5-SS	**194**
APBN-12	**1206**
APBN-14	**1206**
APBN-38	**1206**
APBO-12	**1206**
APBO-14	**1206**
APBO-38	**1206**
APBO-516	**1206**
AP-C1	**197**
AP-C1-SS	**197**
AP-C2	**197**
AP-C2-SS	**197**
AP-C3	**197**
AP-C3-SS	**197**
AP-C4	**197**
AP-C4-SS	**197**
AP-C5	**197**
AP-C5-SS	**197**
AP-C6	**197**
AP-C6-SS	**197**
AP-C7	**197**
AP-C7-SS	**197**
AP-C8-SS	**197**
APD-A0	**191**
APD-A1	**191**
APD-A2	**191**
APD-A3	**191**
APD-A5	**191**
APD-A6	**191**
APD-C1	**197**
APD-C2	**197**
APD-C3	**197**
APD-C5	**197**
APDL-A1	**191**
APDL-A2	**191**
APDL-A3	**191**
APEC-12	**1206**
APEC-14	**1206**
APEC-38	**1206**
APEC-516	**1206**
APEE-12	**1206**
APEE-14	**1206**
APEE-38	**1206**
APEE-516	**1206**
APET-12	**1206**
APET-14	**1206**
APET-38	**1206**
APET-516	**1206**
APFE-14-14	**1206**
APFE-38-38	**1206**
APFE-516-14	**1206**
APFS-12-12	**1206**
APFS-12-14	**1206**
APFS-12-38	**1206**
APFS-14-12	**1206**
APFS-14-14	**1206**
APFS-14-18	**1206**
APFS-14-38	**1206**
APFS-38-12	**1206**
APFS-38-14	**1206**
APFS-38-38	**1206**
APFS-516-12	**1206**
APFS-516-14	**1206**
APFS-516-38	**1206**
APH827A	**1713**
APH827-N1.4	**1713**
APH827-N1.7	**1713**
APIPC112	**1548**
APIPC137	**1548**
APIPC14	**1548**
APIPC159	**1548**
APIPC20	**1548**
APIPC26	**1548**
APIPC32	**1548**
APIPC40	**1548**
APIPC48	**1548**
APIPC54	**1548**
APIPC58	**1548**
APIPC68	**1548**
APIPC72	**1548**
APIPC88	**1548**
APK-A0	**191**
APK-A0-SS	**191**
APK-A1	**191**
APK-A1-SS	**191**
APK-A2	**191**
APK-A2-SS	**191**
APK-A3	**191**
APK-A3-SS	**191**
APK-A4	**191**
APK-A4-SS	**191**
APK-A5	**191**
APK-A5-SS	**191**
APK-A6	**191**
APK-A6-SS	**191**
APK-A7-SS	**191**
APK-A8-SS	**191**
APKLC12	**1710**
APKLC38	**1710**
APL-A0	**191**
APL-A1	**191**
APL-A1-SS	**191**
APL-A2	**191**
APL-A2-SS	**191**
APL-A3	**191**
APL-A3-SS	**191**
APL-A4	**191**
APL-A4-SS	**191**
APL-A5	**191**
APL-A5-SS	**191**
APL-A6	**191**
APL-A6-SS	**191**
APLALL048	**1078**
APLALL068	**1078**
APLALLMUL068038	**1078**
APLALLMUL068048	**1078**
APL-C1	**197**
APL-C2	**197**
APL-C3	**197**
APL-C4	**197**
APL-C5	**197**
APMS-12-12	**1206**
APMS-12-14	**1206**
APMS-12-38	**1206**
APMS-14-12	**1206**
APMS-14-14	**1206**
APMS-14-18	**1206**
APMS-14-38	**1206**
APMS-38-12	**1206**
APMS-38-14	**1206**
APMS-38-18	**1206**
APMS-38-38	**1206**
APMS-516-12	**1206**
APMS-516-14	**1206**
APMS-516-18	**1206**
APMS-516-38	**1206**
APOL.1	**1654**
APPC108	**1548**
APPC176	**1548**
APPC20	**1548**
APPC31	**1548**
APPC40	**1548**
APPC52	**1548**
APPC57	**1548**
APPC63	**1548**
APPC67	**1548**
APPC72	**1548**
APPC76	**1548**
APPC89	**1548**
APPC95	**1548**
APR200S	**1713**
APR500	**1713**
APR500R200S-N1.5	**1713**
APR71	**1713**
APR71-N1.7	**1713**
APR8312	**1712**
APR-A0	**191**
APR-A1	**191**
APR-A2	**191**
APR-A3	**191**
APR-A4	**191**
APR-A5	**191**
APR-A6	**191**
APR-B1	**194**
APR-B2	**194**
APR-B3	**194**
APR-B4	**194**
APR-B5	**194**
APRC13	**1548**
APRC20	**1548**
APRC25	**1548**
APRL-A1	**191**
APRL-A2	**191**
APRL-A3	**191**
APSE-12-12	**1206**
APSE-12-14	**1206**
APSE-12-38	**1206**
APSE-14-12	**1206**
APSE-14-14	**1206**
APSE-14-18	**1206**
APSE-14-38	**1206**
APSE-38-12	**1206**
APSE-38-14	**1206**
APSE-38-18	**1206**
APSE-38-38	**1206**
APSE-516-14	**1206**
APSE-516-18	**1206**
APSE-516-38	**1206**
APSF5040RC	**1708**
APSHM10	**1548**
APST-12-14	**1206**
APST-14-14	**1206**
APST-14-18	**1206**
APST-38-14	**1206**
APST-516-14	**1206**
AQM-SEALANT	**1107**
AQV-12-10	**1415**
AQV-12-30	**1415**
AQV-16-10	**1415**
AQV-16-30	**1415**
AQV-19-10	**1415**
AQV-19-30	**1415**
AQV-26-10	**1415**
AQV-26-30	**1415**
AQV-33-10	**1415**
AR100	**1458**
AR-12	**1596**
AR-13	**1596**
AR200	**1458**
AR2000-01	**649**
AR250	**1588**
AR3000-02	**649**
AR4000-04	**649**
AR4000-06	**649**
AR5000-06	**649**
AR5000-10	**649**
AR900-15	**655**
AR900-20	**655**
AS-10L	**156**
AS-10S	**156**
AS-12L	**156**
AS-12S	**156**
AS-13	**1596**
AS-14S	**156**
AS-15L	**156**
AS-16S	**156**
AS-18L	**156**
AS-20S	**156**
AS-22L	**156**
AS-25S	**156**
AS-28L	**156**
AS-6L	**156**
AS-6S	**156**
AS71CF	**397**
AS71CM	**397**
AS71EF	**397**
AS71EM	**397**
AS71JF	**397**
AS71JM	**397**
AS-8L	**156**
AS-8S	**156**
AS-A0/A1	**192**
AS-A0/A1-SS	**192**
AS-A2	**192**
AS-A2-SS	**192**
AS-A3	**192**
AS-A3-SS	**192**
AS-A4	**192**
AS-A4-SS	**192**
AS-A5	**192**
AS-A5-SS	**192**
AS-A6	**192**
AS-A6-SS	**192**
ASAFG-20	**1105**
ASAFG-25	**1105**
ASAFG-32	**1105**
ASAFG-50	**1105**
ASAFG-63	**1105**
ASAFG-75	**1105**
ASAFG-90	**1105**
ASAH-1/2-20	**1436**
ASAH-1/4-20	**1436**
ASAH-1-20	**1436**
ASAH-3/4-20	**1436**

Code	Page
ASAH-3/8-20	**1436**
ASAH-5/16-20	**1436**
ASAH-5/8-20	**1436**
AS-B1	**194**
AS-B1-SS	**194**
AS-B2	**194**
AS-B2-SS	**194**
AS-B3	**194**
AS-B3-SS	**194**
AS-B4	**194**
AS-B4-SS	**194**
AS-B5	**194**
AS-B5-SS	**194**
AS-C1	**197**
AS-C1-SS	**197**
AS-C2	**197**
AS-C2-SS	**197**
AS-C3	**197**
AS-C3-SS	**197**
AS-C4	**197**
AS-C4-SS	**197**
AS-C5	**197**
ASG-1	**1593**
ASK-106	**156**
ASK-107	**156**
ASK-108	**156**
ASK-127	**156**
ASK-128	**156**
ASK-129	**156**
ASK-1610	**156**
ASK-1611	**156**
ASK-1612	**156**
ASK-2012	**156**
ASK-2014	**156**
ASK-2015	**156**
ASK-2016	**156**
ASK-2515	**156**
ASK-2517	**156**
ASK-2519	**156**
ASS-RTDH-1-10	**1622**
ASS-RTDH-1-12	**1622**
ASS-RTDH-1-15	**1622**
ASS-RTDH-1-3	**1622**
ASS-RTDH-1-4	**1622**
ASS-RTDH-1-5	**1622**
ASS-RTDH-1-6	**1622**
ASS-RTDH-1-8	**1622**
ASV10L	**127**
ASV12L	**127**
ASV12S	**127**
ASV14S	**127**
ASV15L	**127**
ASV16S	**127**
ASV18L	**127**
ASV20S	**127**
ASV22L	**127**
ASV25S	**127**
ASV28L	**127**
ASV30S	**127**
ASV35L	**127**
ASV38S	**127**
ASV42L	**127**
ASV6L	**127**
ASV6S	**127**

Code	Page
ASV8L	**127**
ASV8S	**127**
ASW-1	**1595**
AT051	**1015**
AT051S10	**1015**
AT101	**1015**
AT101S12	**1015**
AT-13	**1596**
AT201	**1015**
AT201S10	**1015**
AT251	**1015**
AT251S09	**1015**
AT301	**1015**
AT301S10	**1015**
AT351	**1015**
AT351S09	**1015**
AT401	**1015**
AT401S12	**1015**
AT451S11	**1015**
AT501S09	**1015**
ATC12	**703**
ATC6	**703**
ATCFRL12	**703**
ATCFRL6	**703**
ATF II	**283**
ATF12	**703**
ATF6	**703**
ATL12	**703**
ATL6	**703**
ATR12	**703**
ATR6	**703**
AV-13	**1596**
AVK-1000B	**433**
AVK-1000G	**434**
AVK-100B	**433**
AVK-100G	**434**
AVK-1500B	**433**
AVK-150B	**433**
AVK-2000B	**433**
AVK-2000G	**434**
AVK-200B	**433**
AVK-200G	**434**
AVK-24B	**433**
AVK-270B	**433**
AVK-270G	**434**
AVK-3000B	**433**
AVK-3000G	**434**
AVK-500B	**433**
AVK-500G	**434**
AVK-50B	**433**
AVK-720B	**433**
AVK-720G	**434**
AVK-900B	**433**
AVK-900G	**434**
AW2000-01	**649**
AW2000-02	**649**
AW2000-02D	**649**
AW3000-02	**649**
AW3000-02D	**649**
AW4000-04	**649**
AW4000-04D	**649**
AW5000-06D	**649**
AW5000-10D	**649**
AW-R6-10000	**1649**

Code	Page
AW-R6-2000	**1649**
AW-R6-4000	**1649**
AW-R6-600	**1649**
B	
B 12/16	**510**
B 20/25	**510**
B 41 100	**510**
B 41 125	**510**
B 41 160	**510**
B 41 200	**510**
B 41 32	**510**
B 41 40	**510**
B 41 50	**510**
B 41 63	**510**
B 41 80	**510**
B00KM-10F	**577**
B00KM-1F	**577**
B00KM-2F	**577**
B00KM-3F	**577**
B00KM-4F	**577**
B00KM-5F	**577**
B00KM-6F	**577**
B00KM-8F	**577**
B00KM-B	**577**
B0203CF	**23**
B0204CF	**23**
B0403CF	**23**
B0404CF	**23**
B0405CF	**23**
B0406CF	**23**
B0604CF	**23**
B0605CF	**23**
B0606CF	**23**
B0608CF	**23**
B0806CF	**23**
B0808CF	**23**
B1008CF	**23**
B1010CF	**23**
B10AA	**1034**
B10AC	**1034**
B10AE	**1034**
B10AL	**1034**
B112-AU	**1468**
B112-AU-NPT	**1468**
B112-BR	**1471**
B112-BR-NPT	**1471**
B112-PP	**1470**
B112-PP-NPT	**1470**
B112-SS	**1469**
B112-SS-NPT	**1469**
B114-AU	**1468**
B114-AU-NPT	**1468**
B114-BR	**1471**
B114-BR-NPT	**1471**
B114-PP	**1470**
B114-PP-NPT	**1470**
B114-SS	**1469**
B114-SS-NPT	**1469**
B11X12SS	**1421**
B12/34-PP-NPT	**1470**
B1210CF	**23**
B1212CF	**23**
B12-AU	**1468**
B12-BR	**1471**

Code	Page
B12-BR-NPT	**1471**
B12-PP	**1470**
B12-SS	**1469**
B12-SS-NPT	**1469**
B12X14	**1421**
B13X14SS	**1421**
B13X15	**1421**
B14X16	**1421**
B15X16SS	**1421**
B1612CF	**23**
B1616CF	**23**
B16X18	**1421**
B1702FP	**325**
B1702MP	**325**
B1704F	**325**
B1704FP	**325**
B1704H	**325**
B1704HP	**325**
B1704M	**325**
B1704MP	**325**
B1705H	**325**
B1705HP	**325**
B1706F	**325**
B1706FP	**325**
B1706H	**325**
B1706HP	**325**
B1706M	**325**
B1706MP	**325**
B1708F	**325**
B1708H	**325**
B1708HP	**325**
B1708M	**325**
B1708MP	**325**
B18.5X19.5SS	**1421**
B18X20	**1421**
B1902MP	**325**
B1904F	**325**
B1904FP	**325**
B1904H	**325**
B1904HP	**325**
B1904M	**325**
B1904MP	**325**
B1905H	**325**
B1905HP	**325**
B1906F	**325**
B1906FP	**325**
B1906H	**325**
B1906HP	**325**
B1906M	**325**
B1906MP	**325**
B1908F	**325**
B1908FP	**325**
B1908H	**325**
B1908HP	**325**
B1908M	**325**
B1908MP	**325**
B1-AU	**1468**
B1-AU-NPT	**1468**
B1-BR	**1471**
B1-BR-NPT	**1471**
B1-PP	**1470**
B1-PP-NPT	**1470**
B1-SS	**1469**
B1-SS-NPT	**1469**

Code	Page
B203L	**565**
B203P	**608**
B20X22	**1421**
B2102BH	**326**
B2102F	**326**
B2102FP	**326**
B2102M	**326**
B2102MP	**326**
B2103HP	**326**
B2104BH	**326**
B2104F	**326**
B2104FP	**326**
B2104H	**326**
B2104HP	**326**
B2104M	**326**
B2104MP	**326**
B2105H	**326**
B2105HP	**326**
B2106H	**326**
B2106Q	**326**
B2106QBH	**326**
B2106QP	**326**
B2108Q	**326**
B2108QBH	**326**
B2108QP	**326**
B212-AU	**1468**
B212-AU-NPT	**1468**
B212-BR	**1471**
B212-BR-NPT	**1471**
B212-SS	**1469**
B21X23	**1421**
B2304F	**326**
B2304FP	**326**
B2304HP	**326**
B2304M	**326**
B2304MP	**326**
B2304MPS	**326**
B2305H	**326**
B2306F	**326**
B2306FP	**326**
B2306H	**326**
B2306HP	**326**
B2306M	**326**
B2308F	**326**
B2308HP	**326**
B2308M	**326**
B23X25	**1421**
B23X25SS	**1421**
B2502FP	**327**
B2502MP	**327**
B2504F	**327**
B2504FP	**327**
B2504H	**327**
B2504HP	**327**
B2504M	**327**
B2504MP	**327**
B2505H	**327**
B2505HP	**327**
B2506F	**327**
B2506FP	**327**
B2506H	**327**
B2506HP	**327**
B2506M	**327**
B2506MP	**327**

Code	Page
B2506MPS	**327**
B2508F	**327**
B2508FP	**327**
B2508H	**327**
B2508HP	**327**
B2508M	**327**
B2508MP	**327**
B25B04F	**327**
B25B04HP	**327**
B25B04M	**327**
B25B04MP	**327**
B25B05H	**327**
B25B05HP	**327**
B25B06F	**327**
B25B06H	**327**
B25B06HP	**327**
B25B06M	**327**
B25B06MP	**327**
B25B08F	**327**
B25B08H	**327**
B25B08HP	**327**
B25B08M	**327**
B25B08MP	**327**
B26X28	**1421**
B2704MP	**328**
B2706F	**328**
B2706H	**328**
B2706HP	**328**
B2708F	**328**
B2708FP	**328**
B2708H	**328**
B2708M	**328**
B2708MP	**328**
B2710HP	**328**
B28X30	**1421**
B29X30SS	**1421**
B2-AU	**1468**
B2-AU-NPT	**1468**
B2-BR	**1471**
B2-BR-NPT	**1471**
B2-PP	**1470**
B2-PP-NPT	**1470**
B2-SS	**1469**
B2-SS-NPT	**1469**
B326CVCMK110VAC	**1053**
B326CVCMK240VAC	**1053**
B326CVCMK24VAC	**1053**
B326CVCMK24VDC	**1053**
B33X35	**1421**
B345000XXH	**566**
B34-AU	**1468**
B34-AU-NPT	**1468**
B34-BR	**1471**
B34-BR-NPT	**1471**
B34-PP	**1470**
B34-PP-NPT	**1470**
B34-SS	**1469**
B34-SS-NPT	**1469**
B356CVCMK110VAC	**1053**
B356CVCMK240VAC	**1053**
B356CVCMK24VAC	**1053**
B356CVCMK24VDC	**1053**
B36X38	**1421**
B36X38SS	**1421**
B3-AU	**1468**
B3-AU-NPT	**1468**
B3-BR	**1471**
B3-BR-NPT	**1471**
B3-PP	**1470**
B3-PP-NPT	**1470**
B3-SS	**1469**
B3-SS-NPT	**1469**
B43003BXS	**565**
B43003CS	**565**
B43003ES	**565**
B43003FS	**565**
B43003HXS	**565**
B43003LS	**565**
B43003RS	**565**
B43003RTS	**565**
B43004HXS	**565**
B43004LS	**565**
B46X50	**1421**
B4-AU	**1468**
B4-AU-NPT	**1468**
B4-BR	**1471**
B4-BR-NPT	**1471**
B4-PP-NPT	**1470**
B4-SS	**1469**
B4-SS-NPT	**1469**
B53003FS	**565**
B53003HX	**565**
B53003LT	**565**
B53004FS	**565**
B53004HXS	**565**
B53004LT	**565**
B64G-NNK-AD3-RMN	**684**
B64G-NNK-MD3-RMN	**684**
B67X70	**1421**
B6804F	**328**
B6804FP	**328**
B6804MP	**328**
B6806FP	**328**
B6806H	**328**
B6806HP	**328**
B6806MP	**328**
B6808F	**328**
B6808FP	**328**
B6808H	**328**
B6808HP	**328**
B6808M	**328**
B6808MP	**328**
B6812F	**328**
B6812H	**328**
B6812M	**328**
B6812MP	**328**
B68G-NNK-AR3-RLN	**684**
B6-BR-NPT	**1471**
B82G-2GK-AP3-RMG	**686**
B82G-2GK-QP3-RMG	**686**
B84G-3GK-AP3-RMG	**686**
B84G-3GK-QP3-RMG	**686**
B84G-4GK-AP3-RMG	**686**
B84G-4GK-QP3-RMG	**686**
B905ORR	**1759**
B905YER	**1759**
B914BKR	**1759**
B955YER	**1759**
B960BKR	**1759**
BA035	**1761**
BA-16	**1671**
BA-18	**1671**
BA-20	**1671**
BAMBH	**1615**
BAMBHSS	**1615**
BAMSA	**1615**
BAMSASS	**1615**
BASA150-110-UPVC	**1105**
BASA150-32-UPVC	**1105**
BASA150-40-UPVC	**1105**
BASA150-50-UPVC	**1105**
BASA150-63-UPVC	**1105**
BASA150-75-UPVC	**1105**
BASA150-90-UPVC	**1105**
BAT03	**1647**
BAT06	**1647**
BB02CF	***23***
BB04CF	***23***
BB06CF	***23***
BB08CF	***23***
BB10CF	***23***
BB12CF	***23***
BB15	**1703**
BB16CF	***23***
BB24	**1703**
BB50D	**1703**
BB8	**1703**
BBJM-10-15	***23***
BBJM-12-15	***23***
BBJM-14-15	***23***
BBJM-16-15	***23***
BBJM-18-15	***23***
BBJM-20-15	***23***
BBJM-22-15	***23***
BBJM-26-15	***23***
BBJM-30-15	***23***
BC-110-UPVC	**1103**
BC-125-UPVC	**1103**
BC-13	**1671**
BC-140-UPVC	**1103**
BC-15	**1671**
BC-160-UPVC	**1103**
BC-16-UPVC	**1103**
BC-18	**1671**
BC-20	**1671**
BC-200-UPVC	**1103**
BC-20-UPVC	**1103**
BC-225-UPVC	**1103**
BC-25-UPVC	**1103**
BC-32-UPVC	**1103**
BC-40-UPVC	**1103**
BC-50-UPVC	**1103**
BC-63-UPVC	**1103**
BC-75-UPVC	**1103**
BC-90-UPVC	**1103**
BCJ1250	**1616**
BCJ425	**1616**
BCJ620	**1616**
BCJ825	**1616**
BD-20	**1671**
BD212	**1495**
BD-25	**1671**
BD-30	**1671**
BD-36	**1671**
BDH-19	**1435**
BDH-19-10	**1435**
BDH-25	**1435**
BDH-25-10	**1435**
BDH-32	**1435**
BDH-32-10	**1435**
BDH-38	**1435**
BE-112-DN38	**35**
BE-114-DN31	**35**
BE-12-DN12	**35**
BE-14-DN06	**35**
BE-1-DN25	**35**
BE33-112-ABS	**1097**
BE33-112-UPVC	**1109**
BE33-114-ABS	**1097**
BE33-114-UPVC	**1109**
BE33-12-ABS	**1097**
BE33-12-UPVC	**1109**
BE33-1-ABS	**1097**
BE33-1-UPVC	**1109**
BE33-212-ABS	**1097**
BE33-212-UPVC	**1109**
BE33-2-ABS	**1097**
BE33-2-UPVC	**1109**
BE33-34-ABS	**1097**
BE33-34-UPVC	**1109**
BE33-3-ABS	**1097**
BE33-3-UPVC	**1109**
BE33-4-ABS	**1097**
BE33-4-UPVC	**1109**
BE-34-DN19	**35**
BE-38-DN10	**35**
BE-516-DN08	**35**
BE-58-DN16	**35**
BEL-06-45-DN05	**35**
BEL-06-45-DN06	**35**
BEL-06-90-DN05	**35**
BEL-06-90-DN06	**35**
BEL-06-DN05	**35**
BEL-06-DN06	**35**
BEL-08-45-DN06	**35**
BEL-08-90-DN06	**35**
BEL-08-DN05	**35**
BEL-08-DN06	**35**
BEL-08-DN08	**35**
BEL-10-45-DN06	**35**
BEL-10-45-DN08	**35**
BEL-10-45-DN10	**35**
BEL-10-90-DN06	**35**
BEL-10-90-DN08	**35**
BEL-10-90-DN10	**35**
BEL-10-DN08	**35**
BEL-10-DN10	**35**
BEL-12-45-DN08	**35**
BEL-12-45-DN10	**35**
BEL-12-90-DN08	**35**
BEL-12-90-DN10	**35**
BEL-12-90-DN12	**35**
BEL-12-DN10	**35**
BEL-12-DN12	**35**
BEL-15-45-DN12	**35**
BEL-15-90-DN12	**35**
BEL-15-DN10	**35**
BEL-15-DN12	**35**
BEL-18-45-DN16	**35**
BEL-18-90-DN16	**35**
BEL-18-DN12	**35**
BEL-18-DN16	**35**
BEL-22-45-DN19	**35**
BEL-22-90-DN19	**35**
BEL-22-DN16	**35**
BEL-22-DN19	**35**
BEL-28-45-DN25	**35**
BEL-28-90-DN25	**35**
BEL-28-DN25	**35**
BEL-35-45-DN31	**35**
BEL-35-90-DN31	**35**
BEL-35-DN31	**35**
BEL-42-45-DN38	**35**
BEL-42-90-DN38	**35**
BEL-42-DN38	**35**
BES-06-45-DN05	**35**
BES-06-45-DN06	**35**
BES-06-90-DN05	**35**
BES-06-90-DN06	**35**
BES-06-DN05	**35**
BES-06-DN06	**35**
BES-08-45-DN06	**35**
BES-08-90-DN06	**35**
BES-08-DN06	**35**
BES-08-DN08	**35**
BES-10-45-DN06	**35**
BES-10-45-DN08	**35**
BES-10-45-DN10	**35**
BES-10-90-DN06	**35**
BES-10-90-DN08	**35**
BES-10-90-DN10	**35**
BES-10-DN06	**35**
BES-10-DN08	**35**
BES-10-DN10	**35**
BES-12-45-DN08	**35**
BES-12-90-DN08	**35**
BES-12-90-DN10	**35**
BES-12-DN06	**35**
BES-12-DN08	**35**
BES-12-DN10	**35**
BES-12-DN12	**35**
BES-14-45-DN10	**35**
BES-14-90-DN10	**35**
BES-14-DN10	**35**
BES-16-45-DN12	**35**
BES-16-90-DN12	**35**
BES-16-DN12	**35**
BES-20-45-DN16	**35**
BES-20-90-DN16	**35**
BES-20-DN12	**35**
BES-20-DN16	**35**
BES-20-DN19	**35**
BES-25-45-DN19	**35**
BES-25-90-DN19	**35**
BES-25-DN19	**35**
BES-25-DN25	**35**
BES-30-45-DN25	**35**
BES-30-90-DN25	**35**
BES-30-DN25	**35**
BES-38-45-DN31	**35**

Code	Page
BES-38-90-DN31	**35**
BES-38-DN31	**35**
BF 100 125	**511**
BF 160 200	**511**
BF 40 50	**511**
BF 63 80	**511**
BF00-112-UPVC	**1111**
BF00-1-UPVC	**1111**
BF00-2-UPVC	**1111**
BF00-3-UPVC	**1111**
BF00-4-UPVC	**1111**
BF00-5-UPVC	**1111**
BF0203CF	**17**
BF0204CF	**17**
BF0206CF	**17**
BF024503CF	**17**
BF024504CF	**17**
BF029003CF	**17**
BF029004CF	**17**
BF0403CF	**17**
BF0404CF	**17**
BF0404CF-OR	**18**
BF0405CF	**17**
BF0406CF	**17**
BF044503CF	**17**
BF044504CF	**17**
BF044505CF	**17**
BF049003CF	**17**
BF049004CF	**17**
BF049005CF	**17**
BF049006CF	**17**
BF0490C04CF	**17**
BF0604CF	**17**
BF0604CF-OR	**18**
BF0605CF	**17**
BF0606CF	**17**
BF0606CF-OR	**18**
BF0608CF	**17**
BF064504CF	**17**
BF064505CF	**17**
BF064506CF	**17**
BF064508CF	**17**
BF069004CF	**17**
BF069005CF	**17**
BF069006CF	**17**
BF069008CF	**17**
BF0690C06CF	**17**
BF0804CF	**17**
BF0805CF	**17**
BF0806CF	**17**
BF0806CF-OR	**18**
BF0808CF	**17**
BF0808CF-OR	**18**
BF084506CF	**17**
BF084508CF	**17**
BF084510CF	**17**
BF089006CF	**17**
BF089008CF	**17**
BF0890C08CF	**17**
BF-10	**178**
BF-1000	**172**
BF1008CF	**17**
BF1008CF-OR	**18**
BF1010CF	**17**
BF1010CF-OR	**18**
BF10-212-ABS	**1099**
BF104505CF	**17**
BF104508CF	**17**
BF104510CF	**17**
BF109008CF	**17**
BF109010CF	**17**
BF-12	**178**
BF1208CF	**17**
BF1210CF	**17**
BF1212CF	**17**
BF1212CF-OR	**18**
BF124508CF	**17**
BF124510CF	**17**
BF124512CF	**17**
BF-125	**172**
BF129008CF	**17**
BF129010CF	**17**
BF129012CF	**17**
BF1290C12CF	**17**
BF-14	**178**
BF-15	**178**
BF-16	**178**
BF1612CF	**17**
BF1616CF	**17**
BF1616CF-OR	**18**
BF164516CF	**17**
BF169012CF	**17**
BF169016CF	**17**
BF1690C16CF	**17**
BF-18	**178**
BF-187	**172**
BF-20	**178**
BF2016CF	**17**
BF2020CF	**17**
BF204520CF	**17**
BF209016CF	**17**
BF209020CF	**17**
BF-22	**178**
BF2420CF	**17**
BF2424CF	**17**
BF244524CF	**17**
BF249020CF	**17**
BF249024CF	**17**
BF-25	**178**
BF-250	**172**
BF-3	**178**
BF-312	**172**
BF3232CF	**17**
BF324532CF	**17**
BF329032CF	**17**
BF-375	**172**
BF-4	**178**
BF-500	**172**
BF-6	**178**
BF-625	**172**
BF-750	**172**
BF-8	**178**
BF-875	**172**
BFC-1000-1000N	**167**
BFC-10-250N	**174**
BFC-12-375N	**174**
BFC-12-500N	**174**
BFC-125-125N	**167**
BFC-187-125N	**167**
BFC-250-125N	**167**
BFC-250-250N	**167**
BFC-312-125N	**167**
BFC-375-250N	**167**
BFC-500-375N	**167**
BFC-500-500N	**167**
BFC-6-125N	**174**
BFC-6-250N	**174**
BFC-625-500N	**167**
BFC-750-750N	**167**
BFC-8-125N	**174**
BFC-875-750N	**167**
BFCV04	**246**
BFCV06	**246**
BFCV08	**246**
BFCV12	**246**
BFCV16	**246**
BFCVC04	**246**
BFCVC06	**246**
BFCVC08	**246**
BFCVC12	**246**
BFCVC16	**246**
BFF0404CF	**18**
BFF0406CF	**18**
BFF044504CF	**18**
BFF049004CF	**18**
BFF0604CF	**18**
BFF0605CF	**18**
BFF0606CF	**18**
BFF0608CF	**18**
BFF064506CF	**18**
BFF069006CF	**18**
BFF0806CF	**18**
BFF0808CF	**18**
BFF084508CF	**18**
BFF089008CF	**18**
BFF1008CF	**18**
BFF1010CF	**18**
BFF1208CF	**18**
BFF1210CF	**18**
BFF1212CF	**18**
BFF124512CF	**18**
BFF129012CF	**18**
BFF1612CF	**18**
BFF1616CF	**18**
BFF164516CF	**18**
BFF169016CF	**18**
BFF2020CF	**18**
BFF2424CF	**18**
BFF3232CF	**18**
BG106	**1606**
BG405	**1606**
BG5	**1594**
BG5002	**1606**
BG5004	**1606**
BG5007	**1606**
BG5-PVC	**1594**
BG605	**1606**
BG7001	**1604**
BG7002	**1604**
BG7005	**1604**
BG7006	**1604**
BG7008	**1604**
BG-718	**1594**
BG7501	**1605**
BG7502	**1605**
BG7505	**1605**
BG7506	**1605**
BG7508	**1605**
BG8001	**1604**
BG8002	**1604**
BG8501	**1605**
BG8502	**1605**
BGN466	**1606**
BH08-08M08M-06MT	**15**
BH08-08M08M-09MT	**15**
BH08-08Q08M-.5MT	**15**
BH08-08Q08P-06MT	**15**
BH08-08Q08P-09MT	**15**
BH10	**142**
BH100	**1458**
BH12	**142**
BH1-60	**310**
BH1-60-BSPP	**310**
BH1-61	**310**
BH1-61-BSPP	**310**
BH2-60	**310**
BH2-60-BSPP	**310**
BH2-61	**310**
BH2-61-BSPP	**310**
BH3-60	**310**
BH3-60-BSPP	**310**
BH3-61	**310**
BH3-61-BSPP	**310**
BH4-60	**310**
BH4-60-BSPP	**310**
BH4-61	**310**
BH4-61-BSPP	**310**
BH6	**142**
BH6-60	**310**
BH6-60-BSPP	**310**
BH6-61	**310**
BH6-61-BSPP	**310**
BH8	**142**
BH8-60	**310**
BH8-60-BSPP	**310**
BH8-61	**310**
BH8-61-BSPP	**310**
BIODDH-1	**1417**
BIODDH-34	**1417**
BJ10-8	**142**
BJ4-4	**142**
BJ6-4	**142**
BJ6-6	**142**
BJ8-6	**142**
BJ8-8	**142**
BJM-03-10	**23**
BJM-03-12	**23**
BJM-04-10	**23**
BJM-04-12	**23**
BJM-04-14	**23**
BJM-05-14	**23**
BJM-05-16	**23**
BJM-05-18	**23**
BJM-06-14	**23**
BJM-06-16	**23**
BJM-06-18	**23**
BJM-06-22	**23**
BJM-08-16	**23**
BJM-08-18	**23**
BJM-08-22	**23**
BJM-10-22	**23**
BJM-10-26	**23**
BJM-12-22	**23**
BJM-12-26	**23**
BJM-16-30	**23**
BJN1	**1679**
BJN12	**1679**
BJN34	**1679**
BL07-201	**689**
BL5040-N	**723**
BL5040-S3	**723**
BL5040-S5	**723**
BL5040-WS3	**723**
BL5040-WS3-FDA	**723**
BL5040-WS5	**723**
BL5040-WS5-FDA	**723**
BL64-401	**683**
BL64-408	**683**
BL64-421	**683**
BL64-428	**683**
BL64-608	**683**
BL82-201G	**686**
BL82-221G	**686**
BL84-301G	**686**
BL84-321G	**686**
BL84-401G	**686**
BL84-421G	**686**
BLH2-25M-ASSY	**1426**
BLH2-50M-ASSY	**1426**
BLH3-100M-ASSY	**1426**
BLH3-25M-ASSY	**1426**
BLH3-50M-ASSY	**1426**
BLH4-100M-ASSY	**1426**
BLH4-25M-ASSY	**1426**
BLH4-50M-ASSY	**1426**
BLH6-100M-ASSY	**1426**
BLH6-25M-ASSY	**1426**
BLH6-50M-ASSY	**1426**
BLN02	**70**
BLN04	**70**
BLN06	**70**
BLN08	**70**
BLN10	**70**
BLN-1000	**172**
BLN-10-FT	**178**
BLN12	**70**
BLN-125	**172**
BLN-12-FT	**178**
BLN-14	**178**
BLN16	**70**
BLN-16-FT	**178**
BLN-18	**178**
BLN-187	**172**
BLN20	**70**
BLN-20-FT	**178**
BLN24	**70**
BLN-250	**172**
BLN-3	**178**
BLN-312	**172**
BLN32	**70**

Code	Page
BLN-375	172
BLN-4	178
BLN-500	172
BLN-6	178
BLN-625	172
BLN-750	172
BLN-8	178
BLN-875	172
BM0203CF	17
BM0204CF	17
BM0403CF	17
BM0404CF	17
BM0405CF	17
BM0406CF	17
BM0604CF	17
BM0605CF	17
BM0606CF	17
BM0608CF	17
BM0804CF	17
BM0806CF	17
BM0808CF	17
BM0810CF	17
BM1008CF	17
BM1010CF	17
BM1208CF	17
BM1210CF	17
BM1212CF	17
BM1612CF	17
BM1616CF	17
BM2016CF	17
BM2020CF	17
BM2420CF	17
BM2424CF	17
BM3232CF	17
BMC-1000-750N	167
BMC-10-250N	174
BMC-10-375N	174
BMC-10-500N	174
BMC-12-250N	174
BMC-12-375N	174
BMC-12-500N	174
BMC-125-125N	167
BMC-187-125N	167
BMC-250-125N	167
BMC-250-250N	167
BMC-250-375N	167
BMC-250-500N	167
BMC-312-125N	167
BMC-312-250N	167
BMC-375-125N	167
BMC-375-250N	167
BMC-375-375N	167
BMC-500-250N	167
BMC-500-375N	167
BMC-500-500N	167
BMC-500-750N	167
BMC-6-125N	174
BMC-6-250N	174
BMC-625-375N	167
BMC-625-500N	167
BMC-750-500N	167
BMC-750-750N	167
BMC-8-125N	174
BMC-8-250N	174
BMC-875-750N	167
BMG-20	1671
BMG-25	1671
BMG-30	1671
BMG-36	1671
BMT0203CF	18
BMT0204CF	18
BMT0403CF	18
BMT0404CF	18
BMT0405CF	18
BMT0406CF	18
BMT0604CF	18
BMT0605CF	18
BMT0606CF	18
BMT0608CF	18
BMT0806CF	18
BMT0808CF	18
BMT0810CF	18
BMT1010CF	18
BMT1208CF	18
BMT1210CF	18
BMT1212CF	18
BMT1612CF	18
BMT1616CF	18
BMT2016CF	18
BMT2020CF	18
BMT2420CF	18
BMT2424CF	18
BMT3224CF	18
BMT3232CF	18
BN-1	1181
BN11-112-ABS	1097
BN11-112-UPVC	1108
BN11-114-ABS	1097
BN11-114-UPVC	1108
BN11-12-ABS	1097
BN11-12-UPVC	1108
BN11-14-UPVC	1108
BN11-1-ABS	1097
BN11-1-UPVC	1108
BN-112	1181
BN11-212-ABS	1097
BN11-212-UPVC	1108
BN11-2-ABS	1097
BN11-2-UPVC	1108
BN11-34-ABS	1097
BN11-34-UPVC	1108
BN11-38-UPVC	1108
BN11-3-ABS	1097
BN11-3-UPVC	1108
BN-114	1181
BN11-4-ABS	1097
BN11-4-UPVC	1108
BN-12	1181
BN12-112-ABS	1097
BN12-112-UPVC	1108
BN12-114-ABS	1097
BN12-114-UPVC	1108
BN12-12-ABS	1097
BN12-12-UPVC	1108
BN12-1-ABS	1097
BN12-1-UPVC	1108
BN12-212-ABS	1097
BN12-212-UPVC	1108
BN12-2-ABS	1097
BN12-2-UPVC	1108
BN12-34-ABS	1097
BN12-34-UPVC	1108
BN12-38-UPVC	1108
BN12-3-ABS	1097
BN12-3-UPVC	1108
BN12-4-ABS	1097
BN12-4-UPVC	1108
BN-12X80	1181
BN-14	1181
BN-14X80	1181
BN-18	1181
BN-18X30	1181
BN-1X100	1181
BN-1X150	1181
BN-2	1181
BN-212	1181
BN-3	1181
BN-34	1181
BN-34X80	1181
BN-38	1181
BN-38X80	1181
BN-4	1181
BNEUBLADE/150	1614
BNEUBLADE/300	1614
BNEUBLADE/450	1614
BNEUBLADE/600	1614
BNEUBLADE/750	1614
BNEUBLADE/80	1614
BNEUBLADE/900	1614
BNEUPOWERA	1616
BNTM03/015	915
BNTM04/025	915
BNTM04/025-100	915
BNTM04/025B	915
BNTM04/025G	915
BNTM04/025N	915
BNTM04/025R	915
BNTM04/2	915
BNTM05/030	915
BNTM05/030-100	915
BNTM05/030B	915
BNTM05/030N	915
BNTM06/040	915
BNTM06/040-100	915
BNTM06/040B	915
BNTM06/040B-100	915
BNTM06/040G	915
BNTM06/040G-100	915
BNTM06/040N	915
BNTM06/040N-100	915
BNTM06/040R	915
BNTM06/040R-100	915
BNTM06/040Y	915
BNTM06/040Y-100	915
BNTM060/030	915
BNTM08/060	915
BNTM08/060-100	915
BNTM08/060B	915
BNTM08/060B-100	915
BNTM08/060G	915
BNTM08/060G-100	915
BNTM08/060N	915
BNTM08/060N-100	915
BNTM08/060R	915
BNTM08/060R-100	915
BNTM08/060Y	915
BNTM08/060Y-100	915
BNTM10/070	915
BNTM10/070B	915
BNTM10/070N	915
BNTM10/070R	915
BNTM10/080	915
BNTM10/080-100	915
BNTM10/080B	915
BNTM10/080B-100	915
BNTM10/080N	915
BNTM10/080N-100	915
BNTM10/080R	915
BNTM10/080R-100	915
BNTM12/090	915
BNTM12/090B	915
BNTM12/090N	915
BNTM12/090R	915
BNTM12/100	915
BNTM12/100N	915
BNTM14/110	915
BNTM14/110N	915
BOR-10KG	281
BORS1-10	1429
BORS112-10	1429
BORS112-30	1429
BORS114-10	1429
BORS114-30	1429
BORS1-30	1429
BORS2-10	1429
BORS212-10	1429
BORS212-30	1429
BORS2-30	1429
BORS3-10	1429
BORS3-30	1429
BORS34-10	1429
BORS34-30	1429
BP12	143
BP12B	889
BP16B	889
BP20	143
BP2-205	284
BP22B	889
BP4	143
BP4-205	284
BP6	143
BP8	143
BPAM02-06-1	1645
BPAM02-06-2	1645
BPB0157	1703
BPHC12-12RP	318
BPHC16-16RP	318
BPHC24-24RP	318
BPHC4-4RP	318
BPHC6-6RP	318
BPHC8-8RP	318
BPHN12-12RP	318
BPHN16-16RP	318
BPHN32-32RP	318
BPHN4-4RP	318
BPHN6-6RP	318
BPHN8-8RP	318
BPLOBP113	1495
BPLOBP219	1495
BPLODIN9	1495
BPLOWC13	1495
BPLOWC19	1495
BPN16-110-UPVC	1105
BPN16-20-UPVC	1105
BPN16-25-UPVC	1105
BPN16-32-UPVC	1105
BPN16-40-UPVC	1105
BPN16-50-UPVC	1105
BPN16-63-UPVC	1105
BPN16-75-UPVC	1105
BPS212	1495
BPU065/100B	903
BPU080/120B	903
BPU100/145B	903
BR-1000	171
BR-125	171
BR-250	171
BR-375	171
BR-500	171
BR-625	171
BR-AG32LC	1613
BR-AM10	1613
BR-AM10A	1613
BR-AM20	1613
BR-AM20A	1613
BR-AM35	1613
BR-AM35A	1613
BR-AM40	1613
BR-AM40UJ	1613
BR-AM60A	1613
BR-AM75	1613
BR-AM75A	1613
BRC12	1472
BRC6	1472
BRJ12A	1614
BRJ12C	1615
BRJ12S/S	1614
BRJ20A	1614
BRJ20C	1615
BRJ20S/S	1614
BRJ25A	1614
BRJ25C	1615
BRJ25S/S	1614
BRJ40A	1614
BRJ40C	1615
BRJ40S/S	1614
BRJ50A	1614
BRJ50C	1615
BRJ50S/S	1614
BRJ75A	1614
BR-MAGNETICBASEM	1613
BR-SE150	1613
BR-SE300	1613
BR-SE450	1613
BR-SE600	1613
BR-SH10/1.5	1613
BR-SH10/2	1613
BR-SH10/3	1613
BR-SH20/1.5	1613
BR-SH20/2	1613

Code	Page
BR-SH40/1.5	**1613**
BR-SH40/2	**1613**
BR-SH40/3	**1613**
BR-SS60A	**1613**
BR-SS75A	**1613**
BS-1	**110**
BS-1116JIC	**110**
BS-1-116JIC	**110**
BS-112	**110**
BS-112N	**110**
BS-112V	**110**
BS-114	**110**
BS-1-14JIC	**110**
BS-114N	**110**
BS-1-18JIC	**110**
BS-12	**110**
BS-12JIC	**110**
BS-12N	**110**
BS-12V	**110**
BS-14	**110**
BS-14JIC	**110**
BS-14N	**110**
BS-14V	**110**
BS-1516JIC	**110**
BS-18	**110**
BS-18N	**110**
BS-1N	**110**
BS-1V	**110**
BS-2	**110**
BS-2BA	**110**
BS-2N	**110**
BS2WCL-316-1	**1191**
BS2WCL-316-1.5	**1191**
BS2WCL-316-2	**1191**
BS2WCL-316-2.5	**1191**
BS2WCL-316-3	**1191**
BS2WCL-316-4	**1191**
BS-34	**110**
BS-34JIC	**110**
BS-34N	**110**
BS-34V	**110**
BS-38	**110**
BS-38N	**110**
BS-38V	**110**
BS-4BA	**110**
BS-516JIC	**110**
BS-58JIC	**110**
BS-6BA	**110**
BS-716JIC	**110**
BS7WWO-316-1	**1191**
BS7WWO-316-1.5	**1191**
BS7WWO-316-2	**1191**
BS7WWO-316-2.5	**1191**
BS7WWO-316-3	**1191**
BS7WWO-316-4	**1191**
BS7WWW-316-1	**1191**
BS7WWW-316-1.5	**1191**
BS7WWW-316-2	**1191**
BS7WWW-316-2.5	**1191**
BS7WWW-316-3	**1191**
BS7WWW-316-34	**1191**
BS-916JIC	**110**
BSB20	**1384**
BSB48	**1384**
BSB64	**1384**
BSH.4.3A	**1620**
BSH-1	**1482**
BSH-3/4	**1482**
BSHA-3/4	**1482**
BSIDF-13H-1	**1192**
BSIDF-13H-1.5	**1192**
BSIDF-13H-2	**1192**
BSIDF-13H-2.5	**1192**
BSIDF-13H-3	**1192**
BSIDF-14-1	**1192**
BSIDF-14-1.5	**1192**
BSIDF-14-2	**1192**
BSIDF-14-2.5	**1192**
BSIDF-14-3	**1192**
BSIDF-14-4	**1192**
BSIDF-15-1	**1192**
BSIDF-15-1.5	**1192**
BSIDF-15-2	**1192**
BSIDF-15-2.5	**1192**
BSIDF-15-3	**1192**
BSIDF-15-4	**1192**
BSIDF-SEAL-1	**1192**
BSIDF-SEAL-1.5	**1192**
BSIDF-SEAL-2	**1192**
BSIDF-SEAL-2.5	**1192**
BSIDF-SEAL-3	**1192**
BSIDF-SEAL-4	**1192**
BSJ-IW13	**1143**
BSJ-TF06	**1143**
BSJ-TF08	**1143**
BSJ-TF10	**1143**
BSK-1	**112**
BSK-2	**112**
BSL2KS-316-1	**1191**
BSL2KS-316-1.5	**1191**
BSL2KS-316-2	**1191**
BSL2KS-316-2.5	**1191**
BSL2KS-316-3	**1191**
BSL2KS-316-4	**1191**
BSL2S-316-1	**1191**
BSL2S-316-1.5	**1191**
BSL2S-316-2	**1191**
BSL2S-316-2.5	**1191**
BSL2S-316-3	**1191**
BSL2S-316-4	**1191**
BSL31-316-1.5X1	**1191**
BSL31-316-1X0.5	**1191**
BSL31-316-2.5X1	**1191**
BSL31-316-2.5X15	**1191**
BSL31-316-2.5X2	**1191**
BSL31-316-2X1	**1191**
BSL31-316-2X1.5	**1191**
BSL31-316-3X2	**1191**
BSL31-316-3X2.5	**1191**
BSL31-316-4X1.5	**1191**
BSL31-316-4X2	**1191**
BSL31-316-4X2.5	**1191**
BSL31-316-4X3	**1191**
BSL32-316075X0.5	**1191**
BSL32-316-2.5X2	**1191**
BSL32-316-2X1	**1191**
BSL32-316-2X1.5	**1191**
BSL32-316-3X2	**1191**
BSL32-316-3X2.5	**1191**
BSL32-316-4X1.5	**1191**
BSL32-316-4X2	**1191**
BSL32-316-4X3	**1191**
BS-M10	**110**
BS-M12	**110**
BS-M14	**110**
BS-M16	**110**
BS-M18	**110**
BS-M22	**110**
BS-M8	**110**
BSP-112-BR	**957**
BSP-114-BR	**957**
BSP-1-BR	**957**
BSP-2-BR	**957**
BSP-34-BR	**957**
BSRJT-13H-1	**1192**
BSRJT-13H-1.5	**1192**
BSRJT-13H-2	**1192**
BSRJT-13H-2.5	**1192**
BSRJT-13H-3	**1192**
BSRJT-13H-4	**1192**
BSRJT-13HBN-1	**1192**
BSRJT-13HBN-1.5	**1192**
BSRJT-13HBN-2	**1192**
BSRJT-13HBN-2.5	**1192**
BSRJT-13HBN-3	**1192**
BSRJT-13HBN-4	**1192**
BSRJT-14-1	**1192**
BSRJT-14-1.5	**1192**
BSRJT-14-2	**1192**
BSRJT-14-2.5	**1192**
BSRJT-14-3	**1192**
BSRJT-14-4	**1192**
BSRJT-15-1	**1192**
BSRJT-15-1.5	**1192**
BSRJT-15-2	**1192**
BSRJT-15-2.5	**1192**
BSRJT-15-3	**1192**
BSRJT-15-4	**1192**
BSRJT-SEAL-1	**1192**
BSRJT-SEAL-1.5	**1192**
BSRJT-SEAL-2	**1192**
BSRJT-SEAL-2.5	**1192**
BSRJT-SEAL-3	**1192**
BSRJT-SEAL-4	**1192**
BSV-1	**110**
BSV-112	**110**
BSV-114	**110**
BSV-12	**110**
BSV-14	**110**
BSV-18	**110**
BSV-2	**110**
BSV-34	**110**
BSV-38	**110**
BSV-58	**110**
BTI03	**1215**
BTI04	**1215**
BTI05	**1215**
BTI06	**1215**
BTI08	**1215**
BTM06	**1215**
BTM08	**1215**
BTM10	**1215**
BU-10	**175**
BU-1000	**168**
BU-125	**168**
BU-12-FT	**175**
BU-14	**175**
BU-15	**175**
BU-16	**175**
BU-18	**175**
BU-187	**168**
BU-20	**175**
BU-250	**168**
BU-312	**168**
BU-375	**168**
BU-3-FT	**175**
BU-4	**175**
BU-500	**168**
BU-6	**175**
BU-625	**168**
BU-750	**168**
BU-8	**175**
BUNA-1	**1472**
BUNA-112	**1472**
BUNA-114	**1472**
BUNA-12	**1472**
BUNA-2	**1472**
BUNA-212	**1472**
BUNA-3	**1472**
BUNA-34	**1472**
BUNA-4	**1472**
BUNA-6	**1472**
BUSLEEVE-31	**46**
BUSLEEVE-31-10	**46**
BUSLEEVE-36	**46**
BUSLEEVE-36-10	**46**
BUSLEEVE-42	**46**
BUSLEEVE-42-10	**46**
BUSLEEVE-46	**46**
BUSLEEVE-46-10	**46**
BUSLEEVE-54	**46**
BUSLEEVE-54-10	**46**
BUTVCE-1	**967**
BUTVCE-112	**967**
BUTVCE-2	**967**
BUTVRJT-1	**967**
BUTVRJT-112	**967**
BUTVRJT-2	**967**
BUTVRJT-212	**967**
BUTVRJT-3	**967**
BUTVRJT-4	**967**
BUTVWE-1	**967**
BUTVWE-112	**967**
BUTVWE-2	**967**
BUTVWE-212	**967**
BUTVWE-3	**967**
BUTVWE-4	**967**
BV07-1	**924**
BV07-12	**924**
BV07-34	**924**
BV1021-14	**935**
BV1021-38	**935**
BV1070-1	**935**
BV1070-112	**935**
BV1070-114	**935**
BV1070-12	**935**
BV1070-14	**935**
BV1070-2	**935**
BV1070-34	**935**
BV1070-38	**935**
BV1071-1	**935**
BV1071-112	**935**
BV1071-114	**935**
BV1071-12	**935**
BV1071-14	**935**
BV1071-2	**935**
BV1071-34	**935**
BV1071-38	**935**
BV12-12W	**924**
BV12-14W	**924**
BV12-1W	**924**
BV12-34W	**924**
BV12-38W	**924**
BV13-1	**923**
BV13-12	**923**
BV13-12W	**924**
BV13-14	**923**
BV13-14W	**924**
BV13-1W	**924**
BV13-34	**923**
BV13-34W	**924**
BV13-38	**923**
BV13-38W	**924**
BV210-1	**925**
BV210-12	**925**
BV210-34	**925**
BV210-38	**925**
BV215-1	**932**
BV215-112	**932**
BV215-114	**932**
BV215-12	**932**
BV215-2	**932**
BV215-34	**932**
BV22-2	**1609**
BV22-4	**1609**
BV22-5	**1609**
BV22-6	**1609**
BV22D/H	**1609**
BV23-1	**924**
BV23-12	**924**
BV23-34	**924**
BV28-15	**944**
BV28-22	**944**
BV28-28	**944**
BV28-35	**944**
BV28-42	**944**
BV28-54	**944**
BV35-12	**926**
BV35-12M	**926**
BV35-14	**926**
BV35-14M	**926**
BV35-18	**926**
BV35-18M	**926**
BV35-38	**926**
BV35-38M	**926**
BV50-12NPT	**925**
BV50-34NPT	**925**
BV538-1	**923**
BV538-12	**923**
BV538-34	**923**

Code	Page
BV538-38	**923**
BV548-1	**924**
BV548-12	**924**
BV548-34	**924**
BV548-38	**924**
BV581-1	**925**
BV581-12	**925**
BV581-34	**925**
BV581-38	**925**
BV6000-12	**956**
BV6000-18	**956**
BV620-12	**924**
BV620-34	**924**
BV64-1	**944**
BV64-112	**944**
BV64-114	**944**
BV64-12	**944**
BV64-2	**944**
BV64-34	**944**
BV84-1	**943**
BV84-112	**943**
BV84-112L	**943**
BV84-112W	**943**
BV84-112WL	**943**
BV84-114	**943**
BV84-114L	**943**
BV84-114W	**943**
BV84-114WL	**943**
BV84-12	**943**
BV84-12L	**943**
BV84-12W	**943**
BV84-12WL	**943**
BV84-14	**943**
BV84-14L	**943**
BV84-14W	**943**
BV84-14WL	**943**
BV84-1L	**943**
BV84-1W	**943**
BV84-1WL	**943**
BV84-2	**943**
BV84-212	**943**
BV84-212L	**943**
BV84-2L	**943**
BV84-2W	**943**
BV84-2WL	**943**
BV84-3	**943**
BV84-34	**943**
BV84-34L	**943**
BV84-34W	**943**
BV84-34WL	**943**
BV84-38	**943**
BV84-38L	**943**
BV84-38W	**943**
BV84-38WL	**943**
BV84-3L	**943**
BV84-4	**943**
BV84-4L	**943**
BV90-1	**923**
BV90-112	**923**
BV90-114	**923**
BV90-12	**923**
BV90-14	**923**
BV90-2	**923**
BV90-34	**923**
BV90-38	**923**
BV93-112L	**932**
BV93-114L	**932**
BV93-12L	**932**
BV93-14L	**932**
BV93-1L	**932**
BV93-2L	**932**
BV93-34L	**932**
BV93-38L	**932**
BVBS-6	**1113**
BVD13-112-PVC	**937**
BVD13-114-PVC	**937**
BVD13-12-PVC	**937**
BVD13-1-PVC	**937**
BVD13-212-PVC	**937**
BVD13-2-PVC	**937**
BVD13-34-PVC	**937**
BVD13-3-PVC	**937**
BVD13-4-PVC	**937**
BVDUS-1	**1100**
BVDUS-112	**1100**
BVDUS-12	**1100**
BVDUS-2	**1100**
BVDUS-212	**1100**
BVHC12-12RP	**318**
BVHC16-16RP	**318**
BVHC20-20RP	**318**
BVHC24-24RP	**318**
BVHC32-32RP	**318**
BVHC4-4RP	**318**
BVHC6-6RP	**318**
BVHC8-8RP	**318**
BVHN12-12RP	**318**
BVHN16-16RP	**318**
BVHN20-20RP	**318**
BVHN24-24RP	**318**
BVHN32-32RP	**318**
BVHN4-4RP	**318**
BVHN6-6RP	**318**
BVHN8-8RP	**318**
BVI13-112-ABS	**945**
BVI13-112-PVC	**945**
BVI13-114-ABS	**945**
BVI13-114-PVC	**945**
BVI13-12-ABS	**945**
BVI13-12-PVC	**945**
BVI13-1-ABS	**945**
BVI13-1-PVC	**945**
BVI13-212-ABS	**945**
BVI13-212-PVC	**945**
BVI13-2-ABS	**945**
BVI13-2-PVC	**945**
BVI13-34-ABS	**945**
BVI13-34-PVC	**945**
BVI13-38-PVC	**945**
BVI13-3-ABS	**945**
BVI13-3-PVC	**945**
BVI13-4-ABS	**945**
BVI13-4-PVC	**945**
BVL13-112-PVC	**937**
BVL13-114-PVC	**937**
BVL13-12-PVC	**937**
BVL13-1-PVC	**937**
BVL13-2-PVC	**937**
BVL13-34-PVC	**937**
BVSU-1	**1113**
BVSU-112	**1113**
BVSU-114	**1113**
BVSU-34	**1113**
BVT13-112-PVC	**937**
BVT13-114-PVC	**937**
BVT13-12-PVC	**937**
BVT13-1-PVC	**937**
BVT13-2-PVC	**937**
BVT13-34-PVC	**937**
BWF1-1	**1392**
BWF1-112	**1392**
BWF1-114	**1392**
BWF1-2	**1392**
BWF1-212	**1392**
BWF1-3	**1392**
BWF1-34	**1392**
BWF1-4	**1392**
BWF2-1	**1392**
BWF2-112	**1392**
BWF2-114	**1392**
BWF2-2	**1392**
BWF2-212	**1392**
BWF2-3	**1392**
BWF2-34	**1392**
BWF2-4	**1392**
BWF3-1	**1392**
BWF3-112	**1392**
BWF3-114	**1392**
BWF3-2	**1392**
BWF3-3	**1392**
BWF3-4	**1392**
BWF4-1	**1392**
BWF4-112	**1392**
BWF4-2	**1392**
BWF4-212	**1392**
BWF4-3	**1392**
BWF4-4	**1392**
BWF5-112-114	**1392**
BWF5-12-34	**1392**
BWF5-2-114	**1392**
BWF5-2-12	**1392**
BWF5-212-112	**1392**
BWF5-212-114	**1392**
BWF5-3-112	**1392**
BWF5-3-2	**1392**
BWF5-4-212	**1392**
BWF6-112-1	**1392**
BWF6-112-114	**1392**
BWF6-112-12	**1392**
BWF6-114-34	**1392**
BWF6-2-1	**1392**
BWF6-2-112	**1392**
BWF6-2-114	**1392**
BWF6-212-112	**1392**
BWF6-212-114	**1392**
BWF6-212-2	**1392**
BWF6-3-112	**1392**
BWF6-3-114	**1392**
BWF6-3-2	**1392**
BWF6-3-212	**1392**
BWF6-34-12	**1392**
BWF6-4-2	**1392**
BWF6-4-212	**1392**
BWF6-4-3	**1392**
BWF7-112-1	**1392**
BWF7-112-114	**1392**
BWF7-112-12	**1392**
BWF7-112-34	**1392**
BWF7-2-114	**1392**
BWF7-212-112	**1392**
BWF7-3-2	**1392**
BWF7-3-212	**1392**
BWF7-4-212	**1392**
BWF7-4-3	**1392**
BWF8-1	**1392**
BWF8-112	**1392**
BWF8-114	**1392**
BWF8-12	**1392**
BWF8-4	**1392**
BX-10	**1420**
BX-13	**1420**
BX-19	**1420**
BX-8	**1420**
C	
C 41 32	**510**
C 41 40	**510**
C 41 50	**510**
C 41 63	**510**
C H 41 100	**510**
C H 41 125	**510**
C H 41 160	**510**
C H 41 200	**510**
C H 41 80	**510**
C001	**1554**
C00269	**1554**
C00KM-10F	**577**
C00KM-1F	**577**
C00KM-2F	**577**
C00KM-3F	**577**
C00KM-4F	**577**
C00KM-5F	**577**
C00KM-6F	**577**
C00KM-8F	**577**
C00KM-B	**577**
C-10	**177**
C-1000	**172**
C10-10/8-M14	**1157**
C10-15/12.5-M20	**1157**
C10-4/2.7-M6	**1157**
C10-5/3-M7	**1157**
C10-6/4-M10	**1157**
C10-6/4-M8	**1157**
C10-8/6-M12	**1157**
C10X-10/8	**1157**
C10X-12/10	**1157**
C10X-6/4	**1157**
C10X-8/6	**1157**
C1-10/8-1/2	**1156**
C1-10/8-1/4	**1156**
C1-10/8-1/8	**1156**
C1-10/8-3/8	**1156**
C11-12/10	**1159**
C11-15/12.5	**1159**
C1-12/10-1/2	**1156**
C1-12/10-3/8	**1156**
C112-AU	**1468**
C112-BR	**1471**
C112-PP	**1470**
C112-SS	**1469**
C114-AU	**1468**
C114-BR	**1471**
C114-PP	**1470**
C114-SS	**1469**
C1-15/12.5-1/2	**1156**
C11-6/4	**1159**
C11-8/6	**1159**
C-12	**177**
C-125-FT	**172**
C12-AU	**1468**
C12-BR	**1471**
C12-PP	**1470**
C12-SS	**1469**
C133	**1554**
C134	**1554**
C135	**1554**
C136	**1554**
C-14	**177**
C1-4/2.7-1/8	**1156**
C140-1-12	**1371**
C140-112-1	**1371**
C140-112-114	**1371**
C140-112-114N	**1371**
C140-112-12	**1371**
C140-112-12N	**1371**
C140-112-1N	**1371**
C140-112-34	**1371**
C140-112-34N	**1371**
C140-1-12N	**1371**
C140-1-14	**1371**
C140-114-1	**1371**
C140-114-12	**1371**
C140-114-1N	**1371**
C140-114-34	**1371**
C140-114-34N	**1371**
C140-1-14N	**1371**
C140-12-14	**1371**
C140-12-14N	**1371**
C140-12-18	**1371**
C140-12-18N	**1371**
C140-12-38	**1371**
C140-12-38N	**1371**
C140-1-34	**1371**
C140-1-34N	**1371**
C140-1-38	**1371**
C140-1-38N	**1371**
C140-14-18	**1371**
C140-2-1	**1371**
C140-2-112	**1371**
C140-2-112N	**1371**
C140-2-114	**1371**
C140-2-114N	**1371**
C140-2-12	**1371**
C140-212-112	**1371**
C140-212-112N	**1371**
C140-212-114	**1371**
C140-212-114N	**1371**
C140-212-12	**1371**
C140-212-12N	**1371**
C140-212-1N	**1371**
C140-212-2	**1371**

Code	Page
C140-212-2N	**1371**
C140-2-12N	**1371**
C140-2-1N	**1371**
C140-2-34	**1371**
C140-2-34N	**1371**
C140-3-1	**1371**
C140-3-112	**1371**
C140-3-112N	**1371**
C140-3-114N	**1371**
C140-3-2	**1371**
C140-3-212	**1371**
C140-3-212N	**1371**
C140-3-2N	**1371**
C140-34-12	**1371**
C140-34-12N	**1371**
C140-34-14	**1371**
C140-34-14N	**1371**
C140-34-18	**1371**
C140-34-18N	**1371**
C140-34-38	**1371**
C140-34-38N	**1371**
C140-38-18	**1371**
C140-4-2	**1371**
C140-4-212N	**1371**
C140-4-2N	**1371**
C140-4-3	**1371**
C140-4-3N	**1371**
C144-1	**1370**
C144-112	**1370**
C144-112N	**1370**
C144-114	**1370**
C144-114N	**1370**
C144-12	**1370**
C144-12N	**1370**
C144-14	**1370**
C144-1N	**1370**
C144-2	**1370**
C144-212	**1370**
C144-212N	**1370**
C144-2N	**1370**
C144-3	**1370**
C144-34	**1370**
C144-34N	**1370**
C144-38	**1370**
C144-3N	**1370**
C144-4	**1370**
C144-4N	**1370**
C145-1-12	**1370**
C145-112-114	**1370**
C145-1-12N	**1370**
C145-114-1	**1370**
C145-114-1N	**1370**
C145-1-34	**1370**
C145-1-34N	**1370**
C145-2-1	**1370**
C145-2-112	**1370**
C145-2-112N	**1370**
C145-2-114N	**1370**
C145-34-12	**1370**
C145-34-12N	**1370**
C147-1	**1373**
C147-112	**1373**
C147-112N	**1373**
C147-114	**1373**
C147-114N	**1373**
C147-12	**1373**
C147-12N	**1373**
C147-1N	**1373**
C147-2	**1373**
C147-212	**1373**
C147-212N	**1373**
C147-2N	**1373**
C147-3	**1373**
C147-34	**1373**
C147-34N	**1373**
C147-3N	**1373**
C147-4	**1373**
C147-4N	**1373**
C-15	**177**
C1-5/3-1/8	**1156**
C151-1	**1374**
C151-112	**1374**
C151-1-12	**1374**
C151-112N	**1374**
C151-1-12N	**1374**
C151-114	**1374**
C151-114-1	**1374**
C151-114N	**1374**
C151-12	**1374**
C151-12N	**1374**
C151-1N	**1374**
C151-2	**1374**
C151-212	**1374**
C151-212N	**1374**
C151-2N	**1374**
C151-3	**1374**
C151-34	**1374**
C151-34N	**1374**
C151-3N	**1374**
C151-4N	**1374**
C152-1	**1373**
C152-112	**1373**
C152-112N	**1373**
C152-114	**1373**
C152-114N	**1373**
C152-12	**1373**
C152-12N	**1373**
C152-14N	**1373**
C152-1N	**1373**
C152-2	**1373**
C152-212N	**1373**
C152-2N	**1373**
C152-34	**1373**
C152-34-12	**1373**
C152-34-12N	**1373**
C152-34N	**1373**
C152-3N	**1373**
C153	**1554**
C154	**1554**
C155-1	**1375**
C155-112	**1375**
C155-112N	**1375**
C155-114	**1375**
C155-114N	**1375**
C155-12	**1375**
C155-12N	**1375**
C155-1N	**1375**
C155-2	**1375**
C155-2N	**1375**
C155-34	**1375**
C155-34N	**1375**
C155-3N	**1375**
C156	**1554**
C156-1	**1374**
C156-112	**1374**
C156-112N	**1374**
C156-114	**1374**
C156-114N	**1374**
C156-12	**1374**
C156-12N	**1374**
C156-1N	**1374**
C156-2	**1374**
C156-2N	**1374**
C156-34	**1374**
C156-34N	**1374**
C-16	**177**
C1-6/4-1/4	**1156**
C1-6/4-1/8	**1156**
C1-6/4-3/8	**1156**
C161-1	**1375**
C161-112	**1375**
C161-1-12	**1375**
C161-112-1	**1375**
C161-112-114N	**1375**
C161-112-12	**1375**
C161-112-12N	**1375**
C161-112-1N	**1375**
C161-112-34	**1375**
C161-112-34N	**1375**
C161-112N	**1375**
C161-1-12N	**1375**
C161-114	**1375**
C161-114-1	**1375**
C161-114-12	**1375**
C161-114-12N	**1375**
C161-114-1N	**1375**
C161-114-34	**1375**
C161-114N	**1375**
C161-12	**1375**
C161-12-14N	**1375**
C161-12N	**1375**
C161-1-34	**1375**
C161-1-34N	**1375**
C161-14N	**1375**
C161-1N	**1375**
C161-2	**1375**
C161-2-1	**1375**
C161-2-112	**1375**
C161-2-114	**1375**
C161-2-114N	**1375**
C161-212	**1375**
C161-2-12	**1375**
C161-212N	**1375**
C161-2-1N	**1375**
C161-3	**1375**
C161-3-2	**1375**
C161-34	**1375**
C161-34-12	**1375**
C161-34N	**1375**
C161-38N	**1375**
C161-3N	**1375**
C161-4	**1375**
C161-4N	**1375**
C176-1	**1371**
C176-112	**1371**
C176-112N	**1371**
C176-114	**1371**
C176-114N	**1371**
C176-12	**1371**
C176-12N	**1371**
C176-1N	**1371**
C176-2	**1371**
C176-2N	**1371**
C176-34	**1371**
C176-34N	**1371**
C177-1	**1371**
C177-112	**1371**
C177-112N	**1371**
C177-114	**1371**
C177-114N	**1371**
C177-12	**1371**
C177-12N	**1371**
C177-1N	**1371**
C177-2	**1371**
C177-212N	**1371**
C177-2N	**1371**
C177-34	**1371**
C177-34N	**1371**
C177-3N	**1371**
C179-1-12	**1372**
C179-112-1	**1372**
C179-112-114	**1372**
C179-112-114N	**1372**
C179-112-1N	**1372**
C179-1-12N	**1372**
C179-114-1	**1372**
C179-114-12N	**1372**
C179-114-1N	**1372**
C179-114-34	**1372**
C179-12-38	**1372**
C179-1-34	**1372**
C179-1-34N	**1372**
C179-2-1	**1372**
C179-2-112	**1372**
C179-2-112N	**1372**
C179-2-114	**1372**
C179-2-114N	**1372**
C179-2-1N	**1372**
C179-34-12	**1372**
C179-34-12N	**1372**
C-18	**177**
C1-8/6-1/4	**1156**
C1-8/6-1/8	**1156**
C1-8/6-3/8	**1156**
C185-1	**1373**
C185-112	**1373**
C185-112N	**1373**
C185-114N	**1373**
C185-12	**1373**
C185-12N	**1373**
C185-1N	**1373**
C185-2	**1373**
C185-212N	**1373**
C185-2N	**1373**
C185-34	**1373**
C185-34N	**1373**
C-187	**172**
C192-112N	**1374**
C192-114N	**1374**
C192-12N	**1374**
C192-14	**1374**
C192-1N	**1374**
C192-2N	**1374**
C192-34N	**1374**
C193-1	**1374**
C193-112	**1374**
C193-112N	**1374**
C193-114	**1374**
C193-12	**1374**
C193-12N	**1374**
C193-1N	**1374**
C193-2	**1374**
C193-212	**1374**
C193-212N	**1374**
C193-2N	**1374**
C193-3	**1374**
C193-34	**1374**
C193-34N	**1374**
C197-112N	**1376**
C197-12N	**1376**
C197-1N	**1376**
C197-2N	**1376**
C197-34N	**1376**
C199-1	**1376**
C199-112	**1376**
C199-112N	**1376**
C199-114	**1376**
C199-12	**1376**
C199-12N	**1376**
C199-1N	**1376**
C199-2	**1376**
C199-2N	**1376**
C199-34	**1376**
C199-34N	**1376**
C1-AU	**1468**
C1-BR	**1471**
C1-PP	**1470**
C1-SS	**1469**
C1X-12/10-3/8	**1156**
C1X-6/4-1/4	**1156**
C1X-8/6-1/4	**1156**
C1X-8/6-1/8	**1156**
C1Y-10/6.5-1/4	**1156**
C1Y-10/8-1/4	**1156**
C1Y-12/10-3/8	**1156**
C1Y-6/4-1/4	**1156**
C1Y-6/4-1/8	**1156**
C1Y-8/6-1/4	**1156**
C1Y-8/6-1/8	**1156**
C1Z-10/8-1/2	**1156**
C1Z-10/8-1/4	**1156**
C1Z-10/8-1/8	**1156**
C1Z-10/8-3/8	**1156**
C1Z-12/10-1/2	**1156**
C1Z-12/10-3/8	**1156**
C1Z-4/2.7-1/8	**1156**
C1Z-4/2.7-5M	**1156**
C1Z-4/2.7-6M	**1156**
C1Z-5/3-1/8	**1156**
C1Z-5/3-5M	**1156**

Code	Page
C1Z-5/3-6M	**1156**
C1Z-6/4-1/2	**1156**
C1Z-6/4-1/4	**1156**
C1Z-6/4-1/8	**1156**
C1Z-6/4-3/8	**1156**
C1Z-6/4-5M	**1156**
C1Z-6/4-6M	**1156**
C1Z-8/6-1/4	**1156**
C1Z-8/6-1/8	**1156**
C1Z-8/6-3/8	**1156**
C-20	**177**
C202	**1554**
C203	**1554**
C203Y	**1554**
C204	**1554**
C204B	**1554**
C205	**1554**
C205G	**1554**
C206	**1554**
C206R	**1554**
C208-3-100H	**1460**
C208-4-65H	**1460**
C2-10/8-1/4	**1156**
C2-12/10-3/8	**1156**
C212-AU	**1468**
C212-BR	**1471**
C212-SS	**1469**
C213-2520EX	**1462**
C-22	**177**
C223-2530SSEX	**1462**
C-25	**177**
C-250	**172**
C252	**1554**
C253	**1554**
C254	**1554**
C255	**1554**
C256	**1554**
C256-1	**1372**
C256-112	**1372**
C256-112N	**1372**
C256-114	**1372**
C256-114N	**1372**
C256-12	**1372**
C256-12N	**1372**
C256-1N	**1372**
C256-2	**1372**
C256-212	**1372**
C256-212N	**1372**
C256-2N	**1372**
C256-3	**1372**
C256-34	**1372**
C256-34N	**1372**
C256-3N	**1372**
C257-1	**1370**
C257-112	**1370**
C257-112N	**1370**
C257-114	**1370**
C257-114N	**1370**
C257-12	**1370**
C257-12N	**1370**
C257-1N	**1370**
C257-2	**1370**
C257-2N	**1370**
C257-34	**1370**
C257-34N	**1370**
C2-6/4-1/4	**1156**
C2-6/4-1/8	**1156**
C2-6/4-3/8	**1156**
C2681	**1459**
C2752	**1456**
C2753	**1456**
C2782	**1456**
C2783	**1456**
C2-8/6-1/2	**1156**
C2-8/6-1/4	**1156**
C2-8/6-1/8	**1156**
C2-8/6-3/8	**1156**
C289-1	**1372**
C289-112	**1372**
C289-112N	**1372**
C289-114N	**1372**
C289-12	**1372**
C289-12N	**1372**
C289-1N	**1372**
C289-2	**1372**
C289-212N	**1372**
C289-2N	**1372**
C289-34	**1372**
C289-34N	**1372**
C2910-7153	**1462**
C2910-8104	**1462**
C2-AU	**1468**
C2-BR	**1471**
C2-PP	**1470**
C2-SS	**1469**
C2X-10/8-1/4	**1157**
C2X-6/4-1/4	**1157**
C2X-8/6-1/4	**1157**
C2X-8/6-3/8	**1157**
C-3	**177**
C3-10/8	**1156**
C3-10/8-8/6	**1156**
C-312	**172**
C3-12/10	**1156**
C3-15/12.5	**1156**
C3-4/2.7	**1156**
C34-AU	**1468**
C34-BR	**1471**
C34-PP	**1470**
C34-SS	**1469**
C3-5/3	**1156**
C3-6/4	**1156**
C3-6/4-5/3	**1156**
C-375	**172**
C3-8/6	**1156**
C3-8/6-6/4	**1156**
C3-AU	**1468**
C3-BR	**1471**
C3-PP	**1470**
C3-SS	**1469**
C-4	**177**
C4-10/8	**1156**
C4-12/10	**1156**
C4-4/2.7	**1156**
C4-6/4	**1156**
C4-6/4-5/3	**1156**
C460-3-350H	**1460**
C460-4-270H	**1460**
C4-8/6	**1156**
C4-8/6-6/4	**1156**
C4-AU	**1468**
C4-BR	**1471**
C4-PP	**1470**
C4-SS	**1469**
C-500	**172**
C5-10/8-1/2	**1158**
C5-10/8-1/4	**1158**
C5-10/8-1/8	**1158**
C5-10/8-3/8	**1158**
C5-12/10-1/2	**1158**
C5-12/10-3/8	**1158**
C5-15/12.5-1/2	**1158**
C529M-1	**1376**
C529M-112	**1376**
C529M-112N	**1376**
C529M-114	**1376**
C529M-114N	**1376**
C529M-12	**1376**
C529M-12N	**1376**
C529M-1N	**1376**
C529M-2	**1376**
C529M-212	**1376**
C529M-212N	**1376**
C529M-2N	**1376**
C529M-3	**1376**
C529M-34N	**1376**
C529M-38	**1376**
C529M-38N	**1376**
C529M-3N	**1376**
C529M-4	**1376**
C529M-4N	**1376**
C530M-1	**1376**
C530M-112	**1376**
C530M-114	**1376**
C530M-114N	**1376**
C530M-1N	**1376**
C530M-34N	**1376**
C5-4/2.7-1/8	**1158**
C5-5/3-1/8	**1158**
C5-6/4-1/4	**1158**
C5-6/4-1/8	**1158**
C5-8/6-1/2	**1158**
C5-8/6-1/4	**1158**
C5-8/6-1/8	**1158**
C5-8/6-3/8	**1158**
C5F-10/8-1/4	**1158**
C5F-10/8-3/8	**1158**
C5F-5/3-1/8	**1158**
C5F-6/4-1/4	**1158**
C5F-6/4-1/8	**1158**
C5F-8/6-1/4	**1158**
C5F-8/6-1/8	**1158**
C5X-10/8-1/4	**1158**
C5X-4/2.7-1/8	**1158**
C5X-6/4-1/4	**1158**
C5X-6/4-1/8	**1158**
C5X-8/6-1/4	**1158**
C5X-8/6-1/8	**1158**
C5Y-10/8-1/4	**1158**
C5Y-4/2.7-1/8	**1158**
C5Y-6/4-1/4	**1158**
C5Y-6/4-1/8	**1158**
C5Y-6/4-M5	**1158**
C5Y-8/6-1/4	**1158**
C5Y-8/6-1/8	**1158**
C-6	**177**
C605-100	**1459**
C6-10/8	**1158**
C6-12/10	**1158**
C-625	**172**
C6-4/2.7	**1158**
C6-5/3	**1158**
C6-6/4	**1158**
C6-8/6	**1158**
C6-AU	**1468**
C705-100	**1458**
C705-200	**1458**
C7-10/8-1/4	**1158**
C7-12/10-3/8	**1158**
C7-15/12.5-1/2	**1158**
C7-4/2.7-1/8	**1158**
C-750	**172**
C7-6/4-1/4	**1158**
C7-6/4-1/8	**1158**
C7-8/6-1/4	**1158**
C7-8/6-1/8	**1158**
C7X-10/8-1/4	**1158**
C7X-6/4-1/4	**1158**
C7X-6/4-1/8	**1158**
C7X-8/6-1/4	**1158**
C7X-8/6-1/8	**1158**
C7Y-6/4-1/8	**1158**
C7Y-8/6-1/4	**1158**
C7Y-8/6-1/8	**1158**
C-8	**177**
C800C-1	**965**
C800C-112	**965**
C800C-112S	**965**
C800C-114	**965**
C800C-114S	**965**
C800C-12	**965**
C800C-12S	**965**
C800C-1S	**965**
C800C-2	**965**
C800C-2S	**965**
C800C-34	**965**
C800C-34S	**965**
C800S-1	**965**
C800S-112	**965**
C800S-112S	**965**
C800S-114	**965**
C800S-114S	**965**
C800S-12	**965**
C800S-12S	**965**
C800S-1S	**965**
C800S-2	**965**
C800S-2S	**965**
C800S-34	**965**
C800S-34S	**965**
C808-350L	**1461**
C808-350M	**1461**
C808-450L	**1461**
C808-450M	**1461**
C808-466L	**1458**
C808MODK	**1637**
C808-WELD-OA	**1459**
C808-WELD-OP	**1459**
C809-325L	**1458**
C8-10/8-1/4	**1158**
C820-358	**1459**
C8-6/4-1/4	**1158**
C8-6/4-1/8	**1158**
C-875	**172**
C8-8/6-1/4	**1158**
C8-8/6-1/8	**1158**
C9-10/8	**1158**
C9-10/8-8/6	**1158**
C9-12/10	**1158**
C9-4/2.7	**1158**
C940040-1	**1547**
C940040-2	**1547**
C940050-1	**1547**
C940050-2	**1547**
C940060-1	**1547**
C940070-1	**1547**
C940080-1	**1547**
C940080-2	**1547**
C940100-1	**1547**
C940100-2	**1547**
C940120-1	**1547**
C9-5/3	**1158**
C9-6/4	**1158**
C9-8/6	**1158**
CA1	**1480**
CA112	**1480**
CA12	**1480**
CA150HDG	**1385**
CA234	**1480**
CA300HDG	**1385**
CA34	**1480**
CA34Q19S/DL	**1480**
CA450HDG	**1385**
CA600HDG	**1385**
CA73-112-ABS	**1098**
CA73-112-UPVC	**1110**
CA73-114-ABS	**1098**
CA73-114-UPVC	**1110**
CA73-12-ABS	**1098**
CA73-12-UPVC	**1110**
CA73-1-ABS	**1098**
CA73-1-UPVC	**1110**
CA73-212-ABS	**1098**
CA73-212-UPVC	**1110**
CA73-2-ABS	**1098**
CA73-2-UPVC	**1110**
CA73-34-ABS	**1098**
CA73-34-UPVC	**1110**
CA73-3-ABS	**1098**
CA73-3-UPVC	**1110**
CA73-4-ABS	**1098**
CA73-4-UPVC	**1110**
CA73-5-UPVC	**1110**
CA73-6-UPVC	**1110**
CA73-8-UPVC	**1110**
CA750HDG	**1385**
CAP04NP	**1176**
CAP06NP	**1176**
CAP08NP	**1176**
CAP16NP	**1176**
CAP54-1	**425**

Code	Page
CAP54-10	**425**
CAP54-12	**425**
CAP54-16	**425**
CAP65-13	**425**
CAP65-3	**425**
CAP67-M12	**425**
CARMKIT-1	**1088**
CARMKIT-2	**1088**
CARMKIT-3	**1088**
CAS050MS	**1552**
CAS050SS	**1552**
CAS075MS	**1552**
CAS075SS	**1552**
CAS100MS	**1552**
CAS100SS	**1552**
CAS120MS	**1552**
CAS120SS	**1552**
CAS150MS	**1552**
CAS150SS	**1552**
CAS175SS	**1552**
CAS200MS	**1552**
CAS225MS	**1552**
CAS225SS	**1552**
CAS250MS	**1552**
CAS250SS	**1552**
CAS275MS	**1552**
CAS275SS	**1552**
CAS300MS	**1552**
CAS300SS	**1552**
CAS330MS	**1552**
CAS330SS	**1552**
CAS355MS	**1552**
CAS355SS	**1552**
CAS380MS	**1552**
CAS380SS	**1552**
CAS405MS	**1552**
CAS405SS	**1552**
CAS455MS	**1552**
CAS505MS	**1552**
CAS555MS	**1552**
CAS555SS	**1552**
CAS605MS	**1552**
CAS605SS	**1552**
CAS710MS	**1552**
CAS710SS	**1552**
CAS810SS	**1552**
CAS910MS	**1552**
CAS910SS	**1552**
CAS965MS	**1552**
CAS965SS	**1552**
CAT-KIT01	**112**
CBP-03	**208**
CBP-05	**208**
CCOP-PA-03	**208**
CCOP-PA-05	**208**
CCOP-PB-03	**208**
CCOP-PB-05	**208**
CCRHA-1320SS	**1461**
CCRHA-1330SS	**1461**
CCRHA-1920SS	**1461**
CCRHA-1930SS	**1461**
CCRHA-2520SS	**1461**
CD-100MS	**1520**
CD-100SS	**1520**
CD-2501	**1666**
CD-2502	**1666**
CDAX	**1659**
CDAZ	**1675**
CDBB-20	**1671**
CDBB-25	**1671**
CDBB-30	**1671**
CDBB-36	**1671**
CDBJ-20	**1671**
CDBJ-25	**1671**
CDBJ-30	**1671**
CDBJ-36	**1671**
CDBL-15	**1671**
CDBU-42	**1671**
CDBU-47	**1671**
CDBU-50	**1671**
CDBV-42	**1671**
CDBV-47	**1671**
CDBV-50	**1671**
CDC-14F-14M-B	**1659**
CDC-14M-14M-B	**1659**
CDE	**1675**
CDH001	**1674**
CDH002	**1674**
CDH004	**1674**
CDH005	**1674**
CDH006	**1674**
CDL	**1675**
CDM	**1675**
CDN	**1675**
CDO	**1675**
CD-OG01	**1620**
CD-OG01-1	**1626**
CDQ1500	**1670**
CDQ1600	**1670**
CDQ1900	**1670**
CDQ2100	**1670**
CDQC-14	**1674**
CDQP001-14	**1674**
CDQP045-14	**1674**
CEL-06-DN05	**32**
CEL-06-DN06	**32**
CEL-08-DN05	**32**
CEL-08-DN06	**32**
CEL-10-DN06	**32**
CEL-10-DN08	**32**
CEL-10-DN10	**32**
CEL-12-DN06	**32**
CEL-12-DN08	**32**
CEL-12-DN10	**32**
CEL-12-DN12	**32**
CEL-15-DN10	**32**
CEL-15-DN12	**32**
CEL-18-DN12	**32**
CEL-18-DN16	**32**
CEL-18-DN19	**32**
CEL-22-DN16	**32**
CEL-22-DN19	**32**
CEL-28-DN19	**32**
CEL-28-DN25	**32**
CEL-35-DN31	**32**
CEL-42-DN38	**32**
CES-06-DN06	**33**
CES-08-DN06	**33**
CES-10-DN06	**33**
CES-10-DN08	**33**
CES-10-DN10	**33**
CES-12-DN08	**33**
CES-12-DN10	**33**
CES-14-DN08	**33**
CES-14-DN10	**33**
CES-16-DN10	**33**
CES-16-DN12	**33**
CES-20-DN12	**33**
CES-20-DN16	**33**
CES-20-DN19	**33**
CES-25-DN19	**33**
CES-25-DN25	**33**
CES-30-DN25	**33**
CES-38-DN31	**33**
CF1	**762**
CF14BE	**1761**
CF4	**762**
CF5	**762**
CF6	**762**
CF8	**762**
CF9	**762**
CFD0610	**246**
CFD0620	**246**
CFD063	**246**
CFD0632	**246**
CFD066	**246**
CFD0840	**246**
CFD0860	**246**
CFD0880	**246**
CFD216	**1761**
CFFRT-15-15-12	**1217**
CFFRT-22-22-12	**1217**
CFFRT-22-22-34	**1217**
CFRT-15-15-22	**1217**
CFRT-22-15-15	**1217**
CFRT-22-15-22	**1217**
CFRT-22-22-15	**1217**
CFRT-28-28-22	**1217**
CFRT-35-35-15	**1217**
CFV1B-N	**438**
CFV2B-N	**438**
CFV3B-N	**438**
CFV4B-N	**438**
CFV5B-N	**438**
CFVC04	**246**
CFVC06	**246**
CFVC08	**246**
CG16	**280**
CG1N02000C022	**1044**
CG1N02VL1C022	**1045**
CG1N02VL2C022	**1045**
CG1N02VL3C022	**1045**
CG205CTW00	**1053**
CG205STW00	**1053**
CG206CTX00	**1053**
CG206STX00	**1053**
CG207CTY00	**1053**
CG207STY00	**1053**
CG208STZ00	**1053**
CG209STK00	**1053**
CG210STJ00	**1053**
CG63-100B	**412**
CG63-250B	**412**
CG63-400B	**412**
CG63-600B	**412**
CGS-1	**1472**
CGS-114-212	**1472**
CGS-12-34	**1472**
CGS-3-4	**1472**
CH-13/19-75	**1432**
CH13513	**1417**
CH13522	**1417**
CH13535	**1417**
CH13538	**1417**
CH13541	**1417**
CH13551	**1417**
CH13554	**1417**
CH13557	**1417**
CH-19/25-75	**1432**
CH-25/34-75	**1432**
CH2A01	**1725**
CH2H01	**1725**
CH2K01	**1725**
CH38	**278**
CH4.19	**1625**
CH4.25	**1625**
CH4513	**1417**
CH4516	**1417**
CH4519	**1417**
CH4522	**1417**
CH4525	**1417**
CH4528	**1417**
CH4532	**1417**
CH4535	**1417**
CH4538	**1417**
CH4541	**1417**
CH4545	**1417**
CH4548	**1417**
CH4551	**1417**
CH4554	**1417**
CH4557	**1417**
CH4560	**1417**
CH4563	**1417**
CH4570	**1417**
CH4576	**1417**
CH4A01	**1725**
CH4H01	**1725**
CH4K01	**1725**
CH6.19	**1625**
CH6.25	**1625**
CH90102	**1417**
CH9013	**1417**
CH9016	**1417**
CH9019	**1417**
CH9022	**1417**
CH9025	**1417**
CH9028	**1417**
CH9032	**1417**
CH9035	**1417**
CH9038	**1417**
CH9041	**1417**
CH9045	**1417**
CH9048	**1417**
CH9051	**1417**
CH9054	**1417**
CH9057	**1417**
CH9060	**1417**
CH9063	**1417**
CH9070	**1417**
CH9076	**1417**
CH9089	**1417**
CHAIN	**1489**
CHEMC-1000	**1107**
CHR11602	**1462**
CHR826-12-366L	**1462**
CHR826-14-466L	**1462**
CHS102	**1417**
CHS11	**1417**
CHS13	**1417**
CHS16	**1417**
CHS19	**1417**
CHS22	**1417**
CHS25	**1417**
CHS28	**1417**
CHS32	**1417**
CHS35	**1417**
CHS38	**1417**
CHS41	**1417**
CHS45	**1417**
CHS48	**1417**
CHS51	**1417**
CHS54	**1417**
CHS57	**1417**
CHS60	**1417**
CHS63	**1417**
CHS70	**1417**
CHS76	**1417**
CHS8	**1417**
CHS89	**1417**
CHS95	**1417**
CI02/02	**1200**
CI03/02	**1200**
CI03/04	**1200**
CI04/02	**1200**
CI04/04	**1200**
CI05/02	**1200**
CI05/04	**1200**
CI05/06	**1200**
CI05/08	**1200**
CI06/02	**1200**
CI06/04	**1200**
CI06/06	**1200**
CI06/08	**1200**
CI08/04	**1200**
CI08/06	**1200**
CI08/08	**1200**
CI08/12	**1200**
CI10/08	**1200**
CI12/08	**1200**
CI12/12	**1200**
CIA04/02	**1200**
CIA05/04	**1200**
CIA06/04	**1200**
CIA06/06	**1200**
CIA08/08	**1200**
CIBH03	**1201**
CIBH04	**1201**
CIBH05	**1201**
CIBH06	**1201**
CIBH08	**1201**

Code	Page
CIBT03	**1202**
CIF03/02	**1200**
CIF03/04	**1200**
CIF04/02	**1200**
CIF04/04	**1200**
CIF05/04	**1200**
CIF06/04	**1200**
CIF06/06	**1200**
CIF08/08	**1200**
CIF10/08	**1200**
CIL04	**1201**
CIL05	**1201**
CIL06	**1201**
CIL08	**1201**
CILF06/06	**1201**
CILF08/06	**1201**
CILF08/08	**1201**
CILM03/02	**1201**
CILM03/04	**1201**
CILM04/02	**1201**
CILM04/04	**1201**
CILM05/02	**1201**
CILM05/04	**1201**
CILM05/06	**1201**
CILM06/04	**1201**
CILM06/06	**1201**
CILP12	**1480**
CILP34	**1480**
CILS03	**1201**
CILS04	**1201**
CILS05	**1201**
CILS06	**1201**
CILS08	**1201**
CIMB08/04	**1202**
CIMFB04/03	**1201**
CIMFB05/04	**1201**
CIMFB06/04	**1201**
CIMFB06/05	**1201**
CIMFB08/05	**1201**
CIMFB08/06	**1201**
CINC08	**1201**
CINF03/02	**1200**
CINF05/04	**1200**
CINF06/06	**1200**
CINF08/06	**1200**
CINF08/08	**1200**
CIP03/02	**1200**
CIP04	**1200**
CIP04/02	**1200**
CIP04/04	**1200**
CIP05	**1200**
CIP06	**1200**
CIP06/06	**1200**
CIP08	**1200**
CIP08/06	**1200**
CIS03	**1201**
CIS04	**1201**
CIS05	**1201**
CIS06	**1201**
CIS08	**1201**
CIS12	**1201**
CISP04/04	**1202**
CISP04/05	**1202**
CISPH03/03	**1202**
CISPH04/04	**1202**
CISPH05/05	**1202**
CISPH06/06	**1202**
CISPH08/08	**1202**
CISPN03/03	**1202**
CISPN04/04	**1202**
CISPN05/05	**1202**
CISPN06/06	**1202**
CIT03	**1202**
CIT04	**1202**
CIT05	**1202**
CIT06	**1202**
CIT08	**1202**
CIT12	**1202**
CITM04/02	**1202**
CITM06/04	**1202**
CITR06/04	**1202**
CITRS04	**1202**
CITS04	**1202**
CITS06	**1202**
CIUSL05	**1201**
CIUSL06	**1201**
CIUST04	**1202**
CIUST06	**1202**
CIX06	**1202**
CIY06	**1202**
CIY08	**1202**
CKA210-06-NC	**600**
CKA210-06-NO	**600**
CKA210-08-NC	**600**
CKA210-08-NO	**600**
CKA220-06	**600**
CKA220-08	**600**
CKA310-10-NC	**600**
CKA310-10-NO	**600**
CKA320-10	**600**
CKL110-06	**547**
CKL210-08	**547**
CKL310-10	**547**
CKV210-06-NC	**575**
CKV210-06-NO	**575**
CKV210-08-NC	**575**
CKV210-08-NO	**575**
CKV220-06	**575**
CKV220-08	**575**
CKV310-10-NC	**575**
CKV310-10-NO	**575**
CKV320-10	**575**
CL15-10	**1144**
CM04/02	**1197**
CM04/04	**1197**
CM05/02	**1197**
CM05/04	**1197**
CM06/02	**1197**
CM06/04	**1197**
CM06/06	**1197**
CM0715S	**881**
CM0722S	**881**
CM0728S	**881**
CM08/02	**1197**
CM08/04	**1197**
CM08/06	**1197**
CM08/08	**1197**
CM10/02	**1197**
CM10/04	**1197**
CM10/06	**1197**
CM10/08	**1197**
CM12/04	**1197**
CM12/06	**1197**
CM12/08	**1197**
CM12/12	**1197**
CM15/08	**1197**
CM16/06	**1197**
CM16/08	**1197**
CM16/12	**1197**
CM1815B	**884**
CM1815R	**884**
CM1N02000A022	**1045**
CM1N02000B022	**1045**
CM1N02VL1A022	**1046**
CM1N02VL1B022	**1046**
CM1N02VL2A022	**1046**
CM1N02VL2B022	**1046**
CM1N02VL3A022	**1046**
CM1N02VL3B022	**1046**
CM22/08	**1197**
CM22/12	**1197**
CM3-1G	**208**
CM3-1G/ALU	**208**
CM3-1G-ADJ	**208**
CM3-2G	**208**
CM3-2G/ALU	**208**
CM3-2G-ADJ	**208**
CM3-3G	**208**
CM3-3G/ALU	**208**
CM3-3G-ADJ	**208**
CM3-4G	**208**
CM3-4G/ALU	**208**
CM3-4G-ADJ	**208**
CM3-5G	**208**
CM3-5G/ALU	**208**
CM3-5G-ADJ	**208**
CM3-6G	**208**
CM3-6G/ALU	**208**
CM3-6G-ADJ	**208**
CM5-1G	**208**
CM5-1G-ADJ	**208**
CM5-2G	**208**
CM5-2G-ADJ	**208**
CM5-3G	**208**
CM5-3G-ADJ	**208**
CM5-4G	**208**
CM5-4G-ADJ	**208**
CM5-5G	**208**
CM5-5G-ADJ	**208**
CM5-6G	**208**
CM5-6G-ADJ	**208**
CMA05/02	**1197**
CMA06/02	**1197**
CMA06/04	**1197**
CMA08/04	**1197**
CMA08/06	**1197**
CMA12/08	**1197**
CMBH04	**1198**
CMBH05	**1198**
CMBH06	**1198**
CMBH08	**1198**
CMBH10	**1198**
CMBH12	**1198**
CMBH16	**1198**
CMBL10	**1198**
CMBT06	**1199**
CMBT08	**1199**
CMBT10	**1199**
CMF04/02	**1197**
CMF05/02	**1197**
CMF05/04	**1197**
CMF06/02	**1197**
CMF06/04	**1197**
CMF08/02	**1197**
CMF08/04	**1197**
CMF08/06	**1197**
CMF10/04	**1197**
CMF10/06	**1197**
CMF12/06	**1197**
CMF12/08	**1197**
CMF16/08	**1197**
CML04	**1198**
CML05	**1198**
CML06	**1198**
CML08	**1198**
CML10	**1198**
CML12	**1198**
CML16	**1198**
CMLF06/04	**1198**
CMLF08/04	**1198**
CMLF10/04	**1198**
CMLF10/06	**1198**
CMLM04/02	**1198**
CMLM04/04	**1198**
CMLM05/02	**1198**
CMLM05/04	**1198**
CMLM06/02	**1198**
CMLM06/04	**1198**
CMLM06/06	**1198**
CMLM08/02	**1198**
CMLM08/04	**1198**
CMLM08/06	**1198**
CMLM08/08	**1198**
CMLM10/04	**1198**
CMLM10/06	**1198**
CMLM12/06	**1198**
CMLM12/08	**1198**
CMLM16/08	**1198**
CMLM16/12	**1198**
CMLS06	**1199**
CMLS08	**1199**
CMLS10	**1199**
CMLS12	**1199**
CMLS16	**1199**
CMMB12/08	**1199**
CMMB16/10	**1199**
CMMFB05/04	**1198**
CMMFB08/06	**1198**
CMMFB10/06	**1198**
CMMFB10/08	**1198**
CMMFB12/06	**1198**
CMMFB12/08	**1198**
CMMFB12/10	**1198**
CMMFB16/08	**1198**
CMMFB16/12	**1198**
CMNC05	**1198**
CMNC06	**1198**
CMNC08	**1198**
CMNF04/02	**1197**
CMNF05/02	**1197**
CMNF06/02	**1197**
CMNF06/04	**1197**
CMNF08/04	**1197**
CMNF10/04	**1197**
CMNF12/06	**1197**
CMNF12/08	**1197**
CMP04	**1197**
CMP04/02	**1197**
CMP04/04	**1197**
CMP05	**1197**
CMP05/02	**1197**
CMP05/04	**1197**
CMP06	**1197**
CMP06/02	**1197**
CMP06/04	**1197**
CMP08	**1197**
CMP08/02	**1197**
CMP08/04	**1197**
CMP08/06	**1197**
CMP08/08	**1197**
CMP10	**1197**
CMP10/04	**1197**
CMP10/06	**1197**
CMP10/08	**1197**
CMP12	**1197**
CMP12/06	**1197**
CMP12/08	**1197**
CMP16/08	**1197**
CMP22	**1197**
CMS04	**1198**
CMS05	**1198**
CMS06	**1198**
CMS08	**1198**
CMS10	**1198**
CMS12	**1198**
CMS16	**1198**
CMS22	**1198**
CM-SC-15S	**883**
CMSP02/08	**1199**
CMSP04/06	**1199**
CMSP04/08	**1199**
CMSP06/10	**1199**
CMSP06/12	**1199**
CMSP08/12	**1199**
CMSPH04/03	**1199**
CMSPH06/04	**1199**
CMSPH08/04	**1199**
CMSPH12/06	**1199**
CMSPN12/12	**1199**
CMT04	**1199**
CMT05	**1199**
CMT06	**1199**
CMT08	**1199**
CMT10	**1199**
CMT12	**1199**
CMT16	**1199**
CMTM04/02	**1199**
CMTM06/02	**1199**
CMTM08/04	**1199**
CMTM10/04	**1199**

Code	Page
CMTR06/02	1199
CMTRS06	1199
CMTRS10	1199
CMTRS12	1199
CMTS08	1199
CMTS10	1199
CMTS12	1199
CMTS16	1199
CMX06	1199
CNS-1	1497
CNS-112	1497
CNS-114	1497
CNS-12	1497
CNS-2	1497
CNS-212	1497
CNS-3	1497
CNS-34	1497
CNS-4	1497
CNS-5	1497
CNS-6	1497
CO1A03	1725
CO1B03	1725
CO3A03	1725
CO3B03	1725
CO8E72	1725
COF-10	1416
COF-12	1416
COF-3.2	1416
COF-3.5	1416
COF-4.0	1416
COF-4.5	1416
COF-5.0	1416
COF-5.5	1416
COF-6.0	1416
COF-7.0	1416
COF-7.5	1416
COF-8.0	1416
COF-9.0	1416
COP-100	281
CP112	1480
CP218	1480
CP234	1480
CP-2910	1462
CP7110 KIT	1718
CP734H	1716
CP772H	1716
CP7731	1716
CP7732	1716
CP7748	1716
CP7782-6	1716
CP78	1480
CP870	1718
CP874	1718
CP879	1717
CP886H	1717
CP9104Q	1717
CP9105QB	1717
CP9120CR	1717
CP9121AR	1717
CP9285	1717
CP9779	1718
CP9882	1717
CP9883	1717
CPN-1	1183
CPN-112	1183
CPN-114	1183
CPN-12	1183
CPN-14	1183
CPN-2	1183
CPN-212	1183
CPN-34	1183
CPN-38	1183
CPOM2DDV	220
CPOM3DDV	220
CPVC10/16	1409
CPVC12/15	1409
CPVC12/18	1409
CPVC14/15	1409
CPVC16/22	1409
CPVC18/15	1409
CPVC19/25	1409
CPVC25/31	1409
CPVC316/15	1409
CPVC34/15	1409
CPVC38/15	1409
CPVC5/11	1409
CPVC516/15	1409
CPVC532/10	1409
CPVC58/15	1409
CPVC6/12	1409
CPVC8/14	1409
CR1	1208
CR12	1208
CR14	1208
CR143B	557
CR143C	557
CR144A	557
CR18	1208
CR316	1208
CR33-112-UPVC	1110
CR33-114-UPVC	1110
CR33-12-ABS	1098
CR33-12-UPVC	1110
CR33-1-ABS	1098
CR33-1-UPVC	1110
CR33-212-UPVC	1110
CR33-2-ABS	1098
CR33-2-UPVC	1110
CR33-34-ABS	1098
CR33-34-UPVC	1110
CR34	1208
CR38	1208
CR516	1208
CRH-1	1416
CRH-112	1416
CRH-114	1416
CRH-118	1416
CRH-134	1416
CRH-138	1416
CRH-2	1416
CRH-78	1416
CRHA-1320	1461
CRHA-1920	1461
CRHA-1930	1461
CRHA-2520	1461
CRHA-920	1461
CRHA-930	1461
CRWM-1320	1461
CRWM-1340	1461
CRWM-1920	1461
CRWM-1920SS	1461
CRWM-1940	1461
CRWM-2520	1461
CRWM-2520SS	1461
CRWM-2530	1461
CS13-364-10GG	685
CS13-664-10GG	685
CS15CP-S	1546
CS1-M-10	455
CS1-M-12	455
CS1-M-16	455
CS1-M-20	455
CS1-M-25	455
CS1-M-32	455
CS1-M-40	455
CS1-M-8	455
CS215CP-S	1546
CS22CP-S	1546
CS3814-1	278
CS3814-2	278
CS3814-3	278
CS3814-4	278
CS3814-6	278
CS-720W-01	1025
CS-720W-02	1025
CS-720W-03	1025
CS-720W-04	1025
CSB1	1376
CSB112	1376
CSB112N	1376
CSB114	1376
CSB12	1376
CSB12N	1376
CSB14	1376
CSB14N	1376
CSB1N	1376
CSB2	1376
CSB212N	1376
CSB2N	1376
CSB3	1376
CSB34	1376
CSB34N	1376
CSB38	1376
CSB3N	1376
CSB4	1376
CSB4N	1376
CSM-E020	485
CSM-E050	485
CSP-03	208
CSP-05	208
CSR-2-40	281
CSS-20	281
CS-S95-01	1025
CS-S95-02	1025
CS-S95-03	1025
CS-S95-04	1025
CST 220	475
CST 232	475
CST 250	475
CST 262	475
CST 332	475
CST 362	475
CSWC112	1480
CSWC2	1480
CT0302021-4	1525
CT0302023-0	1525
CT0302025-7	1525
CT0302029-0	1525
CT0302030-2	1525
CT0302031-0	1525
CT0302034-5	1525
CT-12-2	1107
CT402839	1761
CTC1	905
CTC108-130	1515
CTC121-143	1515
CTC133-155	1515
CTC146-168	1515
CTC184-206	1515
CTC2	905
CTC25-45	1515
CTC32-54	1515
CTC45-67	1515
CTC57-79	1515
CTC70-92	1515
CTC83-105	1515
CTC95-117	1515
CTMAGUT48BK	1588
CTMAGUT48W	1588
CTMAGUT50S.BLUE	1588
CTMAGUT50Y	1588
CTP-AB-03	208
CTP-AB-05	208
CTP-PT-03	208
CTP-PT-05	208
CTR1	905
CTWA-1315SSH	1459
CUPVC/TUBE-11022	1106
CUPVC/TUBE-11053	1106
CUPVC/TUBE-12525	1106
CUPVC/TUBE-14028	1106
CUPVC/TUBE-16032	1106
CUPVC/TUBE-16047	1106
CUPVC/TUBE2015	1106
CUPVC/TUBE2515	1106
CUPVC/TUBE3218	1106
CUPVC/TUBE3224	1106
CUPVC/TUBE4020	1106
CUPVC/TUBE4030	1106
CUPVC/TUBE5018	1106
CUPVC/TUBE6318	1106
CUPVC/TUBE6330	1106
CUPVC/TUBE6347	1106
CUPVC/TUBE-7518	1106
CUPVC/TUBE-7536	1106
CUPVC/TUBE-9018	1106
CV100-1	960
CV100-112	960
CV100-114	960
CV100-12	960
CV100-2	960
CV100-34	960
CV100-38	960
CV105-1	960
CV105-112	960
CV105-114	960
CV105-12	960
CV105-34	960
CV105-38	960
CV12M-1	960
CV12M-112	960
CV12M-114	960
CV12M-12	960
CV12M-2	960
CV12M-34	960
CV12R-1	960
CV12R-112	960
CV12R-114	960
CV12R-12	960
CV12R-2	960
CV12R-34	960
CV130-1	962
CV130-112	962
CV130-114	962
CV130-12	962
CV130-2	962
CV130-212	962
CV130-3	962
CV130-34	962
CV130-38	962
CV130-4	962
CV501	1558
CVBZ384-1	960
CVBZ384-112	960
CVBZ384-114	960
CVBZ384-12	960
CVBZ384-2	960
CVBZ384-34	960
CVD13-112-ABS	1100
CVD13-112-PVC	1112
CVD13-114-ABS	1100
CVD13-114-PVC	1112
CVD13-12-ABS	1100
CVD13-12-PVC	1112
CVD13-1-ABS	1100
CVD13-1-PVC	1112
CVD13-2-ABS	1100
CVD13-2-PVC	1112
CVD13-34-ABS	1100
CVD13-34-PVC	1112
CW1	110
CW100	1458
CW112	110
CW114	110
CW12	110
CW14	110
CW18	110
CW2	110
CW34	110
CW38	110
CWBLACK04-25-R1	1677
CWBLACK04-25-R2	1677
CWBLACK04-50-R1	1677
CWBLACK04-50-R2	1677
CWBLACK05-25-R1	1677
CWBLACK05-25-R2	1677
CWBLACK05-50-R1	1677
CWBLACK05-50-R2	1677
CWBLACK06-25-R1	1677
CWBLACK06-25-R2	1677

Code	Page
CWBLACK06-50-R1	**1677**
CWBLACK06-50-R2	**1677**
CWBLUE04-25-R1	**1677**
CWBLUE04-25-R2	**1677**
CWBLUE04-50-R1	**1677**
CWBLUE04-50-R2	**1677**
CWBLUE05-25-R1	**1677**
CWBLUE05-25-R2	**1677**
CWBLUE05-50-R1	**1677**
CWBLUE05-50-R2	**1677**
CWBLUE06-25-R1	**1677**
CWBLUE06-25-R2	**1677**
CWBLUE06-50-R1	**1677**
CWBLUE06-50-R2	**1677**
CWM10	**110**
CWM12	**110**
CWM14	**110**
CWM16	**110**
CWM18	**110**
CWM22	**110**
CWM8	**110**
CZT-81 501 025	**613**
CZT-81 503 025	**613**
CZT-81 503 710	**613**
CZT-81 503 720	**613**
CZT-81 503 725	**613**
CZT-81 504 025	**613**
CZT-81 506 025	**613**
CZT-81 506 710	**613**
CZT-81 506 720	**613**
CZT-81 507 540	**613**
CZT-81 507 720	**613**
CZT-81 513 052	**613**
CZT-81 513 501	**613**
CZT-81 513 502	**613**
CZT-81 513 510	**613**
CZT-81 513 552	**613**
CZT-81 519 032	**613**
CZT-81 519 632	**613**
CZT-81 521 501	**613**
CZT-81 522 501	**613**
CZT-81 532 001	**613**
CZT-81 532 102	**613**
CZT-81 532 104	**613**
CZT-81 540 001	**613**
CZT-81 540 005	**613**
CZT-81 541 001	**613**
CZT-81 541 005	**613**
CZT-81 545 001	**613**
CZT-84 150 201	**613**
CZT-84 150 202	**613**
CZT-84 150 203	**613**
D	
D E 41 100	**510**
D E 41 125	**510**
D E 41 160	**510**
D E 41 200	**510**
D E 41 32	**510**
D E 41 40	**510**
D E 41 50	**510**
D E 41 63	**510**
D E 41 80	**510**
D00KM-1F	**577**
D00KM-2F	**577**
D00KM-3F	**577**
D00KM-4F	**577**
D00KM-5F	**577**
D00KM-6F	**577**
D00KM-8F	**577**
D00KM-B	**577**
D02 09	**957**
D02 10	**957**
D02 11	**957**
D02 12	**957**
D02 13	**957**
D02 14	**957**
D02 16	**957**
D1045	**1059**
D1060	**1059**
D1080	**1059**
D1100	**1059**
D11021	**1684**
D11-1	**1159**
D11-1/2	**1159**
D11-1/4	**1159**
D11-1/8	**1159**
D11-11/2	**1159**
D11-2	**1159**
D1120	**1059**
D112-AU	**1468**
D112-AU-NPT	**1468**
D112-BR	**1471**
D112-BR-NPT	**1471**
D112-PP	**1470**
D112-PP-NPT	**1470**
D112-SS	**1469**
D112-SS-NPT	**1469**
D11-3/4	**1159**
D11-3/8	**1159**
D114-AU	**1468**
D114-AU-NPT	**1468**
D114-BR	**1471**
D114-BR-NPT	**1471**
D114-PP	**1470**
D114-PP-NPT	**1470**
D114-SS	**1469**
D114-SS-NPT	**1469**
D11-5M	**1159**
D11X-1/2	**110**
D11X-1/4	**110**
D11X-1/8	**110**
D11X-3/4	**110**
D11X-3/8	**110**
D11X-5M	**110**
D11Z-1/4	**1159**
D12/34-PP-NPT	**1470**
D12096	**1684**
D12-AU	**1468**
D12-AU-NPT	**1468**
D12-BR	**1471**
D12-BR-NPT	**1471**
D12-PP	**1470**
D12-SS	**1469**
D12-SS-NPT	**1469**
D13-1/2	**1159**
D13-1/4	**1159**
D1-AU	**1468**
D1-AU-NPT	**1468**
D1-BR	**1471**
D1-BR-NPT	**1471**
D1-PP	**1470**
D1-PP-NPT	**1470**
D1-SS	**1469**
D1-SS-NPT	**1469**
D1VW001CNJW	**220**
D2003-M16	**893**
D2003-M16-S01	**893**
D2003-M22	**893**
D2022-M16XM16	**893**
D2022-M16XM22	**893**
D2022-M22XM22	**893**
D2032-M16	**893**
D2062-M16XM12	**893**
D2062-M16XM16	**893**
D2062-M16XM22	**893**
D2062-M22XM22	**893**
D2072-M16XM12	**893**
D2072-M16XM16	**893**
D2072-M16XM22	**893**
D2072-M22XM22	**893**
D2077-M16M22S01	**893**
D2077-M16-S01	**893**
D212-AU	**1468**
D212-AU-NPT	**1468**
D212-BR	**1471**
D212-BR-NPT	**1471**
D212-SS	**1469**
D212-SS-NPT	**1469**
D2502-M22XM22	**893**
D2512-M22XM16	**893**
D2602-10-M16-L30	**894**
D2602-11.5M16L35	**894**
D2602-12-M16X1.5	**894**
D2612-M12X1.5	**894**
D2612-M16X1.5	**894**
D2612-M22X1.5	**894**
D288DBW-110/50	**1041**
D288DBW-230/50	**1041**
D288DBW-24	**1041**
D289BW-110/50	**1041**
D289BW-230/50	**1041**
D289BW-24	**1041**
D290DBW-110/50	**1041**
D290DBW-230/50	**1041**
D290DBW-24	**1041**
D293DBY-110/50	**1041**
D293DBY-230/50	**1041**
D293DBY-24	**1041**
D2-AU	**1468**
D2-AU-NPT	**1468**
D2-BR	**1471**
D2-BR-NPT	**1471**
D2-PP	**1470**
D2-PP-NPT	**1470**
D2-SS	**1469**
D2-SS-NPT	**1469**
D3043-M16-2D-S01	**893**
D34-AU	**1468**
D34-AU-NPT	**1468**
D34-BR	**1471**
D34-BR-NPT	**1471**
D34-PP	**1470**
D34-PP-NPT	**1470**
D34-SS	**1469**
D34-SS-NPT	**1469**
D3A211	**1684**
D3A255	**1684**
D3-AU	**1468**
D3-AU-NPT	**1468**
D3B911	**1684**
D3B955	**1684**
D3-BR	**1471**
D3-BR-NPT	**1471**
D3-PP	**1470**
D3-PP-NPT	**1470**
D3-SS	**1469**
D3-SS-NPT	**1469**
D3W008CNJW	**220**
D400LB-04	**654**
D45BTOR	**1059**
D4-AU	**1468**
D4-AU-NPT	**1468**
D4-BR	**1471**
D4-BR-NPT	**1471**
D4-PP	**1470**
D4-PP-NPT	**1470**
D4-SS	**1469**
D4-SS-NPT	**1469**
D5-10/8-1/2	**1159**
D5-10/8-1/4	**1159**
D5-10/8-3/8	**1159**
D5-12/10-3/8	**1159**
D5-4/2.7-5M	**1159**
D5-5/3-5M	**1159**
D5-6/4-1/4	**1159**
D5-6/4-1/8	**1159**
D5-6/4-5M	**1159**
D5-8/6-1/4	**1159**
D5-8/6-1/8	**1159**
D5-8/6-3/8	**1159**
D5A211	**1684**
D5A277	**1684**
D5B911	**1684**
D5-BR-NPT	**1471**
D5C277	**1684**
D5D311	**1684**
D606DTY110VAC	**1042**
D606DTY240VAC	**1042**
D606DTY24VAC	**1042**
D60BTOR	**1059**
D6-10/8-1/2	**1159**
D6-10/8-1/8	**1159**
D622DTY110VAC	**1042**
D622DTY240VAC	**1042**
D622DTY24VAC	**1042**
D634DTT110VAC	**1042**
D634DTT240VAC	**1042**
D634DTT24VAC	**1042**
D635DTT110VAC	**1042**
D635DTT240VAC	**1042**
D635DTT24VAC	**1042**
D636DTT110VAC	**1042**
D636DTT240VAC	**1042**
D636DTT24VAC	**1042**
D6-4/2.7-1/8	**1159**
D6512-4-M10	**894**
D6-8/6-1/2	**1159**
D6-8/6-1/4	**1159**
D6-8/6-1/8	**1159**
D6-AU	**1468**
D6-AU-NPT	**1468**
D6-BR-NPT	**1471**
D7-1/2	**1159**
D7-1/4	**1159**
D7-1/8	**1159**
D7-3/8	**1159**
D7-5M-L	**1159**
D7-6M	**1159**
D7-M12X1.5	**1159**
D80BTOR	**1059**
D8-1/2	**1159**
D8-1/4	**1159**
D8-1/8	**1159**
D8-3/8	**1159**
D884DVU-110/50	**1041**
D884DVU-230/50	**1041**
D885DVU-230/50	**1041**
D885DVU-24	**1041**
D886DVU-110/50	**1041**
D886DVU-230/50	**1041**
D886DVU-24	**1041**
D910BTOR	**1059**
D912BTOR	**1059**
D980050	**1540**
D980060	**1540**
D980080	**1540**
D980090	**1540**
D980100	**1540**
D980120	**1540**
D980130	**1540**
D980140	**1540**
D980160	**1540**
D980180	**1540**
D980200	**1540**
D980210	**1540**
D980220	**1540**
D980250	**1540**
D980280	**1540**
D980300	**1540**
D980320	**1540**
D980340	**1540**
D980380	**1540**
D980400	**1540**
D980440	**1540**
D980480	**1540**
D980500	**1540**
D980520	**1540**
D980550	**1540**
D980560	**1540**
D980570	**1540**
D980600	**1540**
D980660	**1540**
D980700	**1540**
D980800	**1540**
D981000	**1540**
D981100	**1540**
DAC1A03	**1724**
DAC1A06	**1724**
DAC1C08	**1724**
DAC403	**1724**

Code	Page
DAC404	**1724**
DAC405	**1724**
DAC406	**1724**
DAC4061	**1724**
DAC436	**1724**
DAK10-25MS	**1481**
DAK10-25ST	**1481**
DAK12-13MS	**1481**
DAK12-13ST	**1481**
DAK15-38ST	**1481**
DAK34-19MS	**1481**
DAK34-19ST	**1481**
DAPGO45FAL020048	**1078**
DAPGO45FAL025048	**1078**
DAPGO45FAL025068	**1078**
DAR4	**626**
DASS-RTDH-1-10	**1622**
DASS-RTDH-1-12	**1622**
DASS-RTDH-1-15	**1622**
DASS-RTDH-1-3	**1622**
DASS-RTDH-1-4	**1622**
DASS-RTDH-1-5	**1622**
DASS-RTDH-1-6	**1622**
DASS-RTDH-1-8	**1622**
DASV06	**244**
DASV08	**244**
DASV12	**244**
DB-1000	**261**
DB-1500	**261**
DB-2400	**261**
DB2911	**1685**
DBCGGG	**1685**
DBD311	**1685**
DBL101A	**1059**
DBL141	**1059**
DBL161	**1059**
DBL171	**1059**
DBL181	**1059**
DBL305	**1059**
DC112-AU	**1468**
DC112-BR	**1471**
DC112-PP	**1470**
DC112-SS	**1469**
DC114-AU	**1468**
DC114-PP	**1470**
DC114-SS	**1469**
DC-12	**1058**
DC12-AU	**1468**
DC12-BR	**1471**
DC1-AU	**1468**
DC1-BR	**1471**
DC1-PP	**1470**
DC1-SS	**1469**
DC201-01	**653**
DC201-02	**653**
DC201-02D	**653**
DC201-03D	**653**
DC212-AU	**1468**
DC212-BR	**1471**
DC2-AU	**1468**
DC2-BR	**1471**
DC2-PP	**1470**
DC2-SS	**1469**
DC34-AU	**1468**
DC34-PP	**1470**
DC34-SS	**1469**
DC3-AU	**1468**
DC3-BR	**1471**
DC3-PP	**1470**
DC3-SS	**1469**
DC400JK	**654**
DC401-01	**653**
DC401-02	**653**
DC401-02D	**653**
DC401-03D	**653**
DC4-AU	**1468**
DC4-SS	**1469**
DC601-06	**653**
DC601-08D	**653**
DC6-AU	**1468**
DC6-BR	**1471**
DCH-3/4-15SAFETY	**1412**
DCRV012/180	**244**
DCRV04/180	**244**
DCRV06/180	**244**
DCRV08/180	**244**
DDA1	**1398**
DDA2	**1398**
DDA3	**1398**
DDA4	**1398**
DDA5	**1398**
DDA6	**1398**
DDRH19X-50	**1434**
DDRH25X-50	**1434**
DF200-02	**653**
DF200-02D	**653**
DF200-03D	**653**
DF2911	**1685**
DF400-03D	**653**
DF400-04	**653**
DF400-04D	**653**
DF400-06	**653**
DF600-06	**653**
DF600-08	**653**
DF600-08D	**653**
DFC666	**1685**
DFCGGG	**1685**
DFI900	**252**
DFR200-01	**652**
DFR200-02	**652**
DFR200-02D	**652**
DFR200-03D	**652**
DFR400-03D	**652**
DFR400-04	**652**
DFR400-04D	**652**
DFR400-06	**652**
DFR400-06D	**652**
DFR600-06	**652**
DFR600-08D	**652**
DFS080SM	**108**
DFS080SM-038	**108**
DFS080SM-A20	**108**
DFS080SU	**108**
DFS080SU-038	**108**
DFS080SU-A20	**108**
DFS100SM	**108**
DFS100SM-A25	**108**
DFS100SU	**108**
DFS100SU-A25	**108**
DFS102SM	**108**
DFS102SM-A30	**108**
DFS102SU	**108**
DFS102SU-A30	**108**
DFS104SM	**108**
DFS104SM-A38	**108**
DFS104SU	**108**
DFS104SU-A38	**108**
DFS106SM	**108**
DFS106SM-A50	**108**
DFS106SU	**108**
DFS106SU-A50	**108**
DFS108SM	**108**
DFS108SU	**108**
DFS110SM	**108**
DFS110SU	**108**
DFS112SM	**108**
DFS112SU	**108**
DFS114SM	**108**
DFS114SU	**108**
DFS116SM	**108**
DFS116SU	**108**
DFS401SM-012	**108**
DFS401SM-038	**108**
DFS401SM-A20	**108**
DFS401SU-012	**108**
DFS401SU-038	**108**
DFS401SU-A20	**108**
DFS402SM	**108**
DFS402SM-A25	**108**
DFS402SU	**108**
DFS402SU-A25	**108**
DFS403SM	**108**
DFS403SM-A30	**108**
DFS403SU	**108**
DFS403SU-A30	**108**
DFS404SM	**108**
DFS404SM-A38	**108**
DFS404SU	**108**
DFS404SU-A38	**108**
DFS405SM	**108**
DFS405SM-A50	**108**
DFS405SU	**108**
DFS405SU-A50	**108**
DFS406SM	**108**
DFS406SU	**108**
DFT980	**253**
DG-10	**1595**
DG-10-EC	**1595**
DG-10-EK	**1595**
DGI10	**1481**
DGI12	**1481**
DGI15	**1481**
DGI20	**1481**
DGI34	**1481**
DGWEV10LR3/8WD	**126**
DGWEV10LRWD	**126**
DGWEV10SRWD	**126**
DGWEV12LR1/2WD	**126**
DGWEV12LRWD	**126**
DGWEV12SRWD	**126**
DGWEV15LRWD	**126**
DGWEV16SRWD	**126**
DGWEV18LRWD	**126**
DGWEV20SRWD	**126**
DGWEV22LRWD	**126**
DGWEV25SRWD	**126**
DGWEV28LRWD	**126**
DGWEV30SRWD	**126**
DGWEV35LRWD	**126**
DGWEV38SRWD	**126**
DGWEV42LRWD	**126**
DGWEV6LR1/4WD	**126**
DGWEV6LRWD	**126**
DGWEV6SRWD	**126**
DGWEV8LRWD	**126**
DGWEV8SRWD	**126**
DGWV10L	**126**
DGWV10S	**126**
DGWV12L	**126**
DGWV14S	**126**
DGWV16S	**126**
DGWV18L	**126**
DGWV20S	**126**
DGWV22L	**126**
DGWV25S	**126**
DGWV28L	**126**
DGWV30S	**126**
DGWV35L	**126**
DGWV38S	**126**
DGWV42L	**126**
DGWV6L	**126**
DGWV6S	**126**
DGWV8L	**126**
DGWV8S	**126**
DHG2BG	**1531**
DHT3BG	**1531**
DIK10-25ST	**1481**
DIK12-13MS	**1481**
DIK12-13ST	**1481**
DIK15-38MS	**1481**
DIK15-38ST	**1481**
DIK34-19MS	**1481**
DIK34-19ST	**1481**
DIRAPFRLAL048048	**1078**
DIRAPLAL048048	**1078**
DIRAPLAL068068	**1078**
DIRAPMAL048048	**1078**
DIRCALML016025	**1079**
DIRDERFF025048	**1072**
DIRDERFF032048	**1072**
DIRDERFF040048	**1072**
DIRDERFF040068	**1072**
DIRDERFF050048	**1072**
DIRDERFF050068	**1072**
DIRDERFF063048	**1072**
DIRDERFF063068	**1072**
DIRDERFF063088	**1072**
DIRDERFF080048	**1072**
DIRDERFF080068	**1072**
DIRDERFF080088	**1072**
DIRDERFF110068	**1072**
DIRDERFF110088	**1072**
DIRDIL168DIN	**1077**
DIRFC110DIN	**1076**
DIRFEM10168CF	**1077**
DIRFEM8016CF	**1079**
DIRFEM8020CF	**1079**
DIRFEM8025CF	**1079**
DIRFEM8032CF	**1079**
DIRFEM8040CF	**1079**
DIRFEM8050CF	**1079**
DIRFEM8063CF	**1079**
DIRFEM8080CF	**1079**
DIRFEM8110CF	**1079**
DIRLUB0750	**1079**
DIRLUBGEL0950	**1079**
DIRMOLMLEST016	**1079**
DIRMOLMLEST020	**1079**
DIRMOLMLEST025	**1079**
DIRMOLMLINT016	**1079**
DIRMOLMLINT020	**1079**
DIRMOLMLINT025	**1079**
DIRPIEGTMLS1625	**1079**
DIRPMUAL120	**1078**
DIRPMUAL200	**1078**
DIRRULLUNI	**1077**
DIRSBVUNI	**1079**
DIRSM016050	**1079**
DIRSM063110	**1079**
DIRSPE020032	**1079**
DIRSPE040063	**1079**
DIRVSP028	**1078**
DISPKS1	**1532**
DISPKS2	**1532**
DISPKZ1	**1532**
DISPKZ2	**1532**
DKA210-06	**600**
DKA210-08	**600**
DKA220-06	**600**
DKA220-08	**600**
DKA230C-06	**601**
DKA230C-08	**601**
DKA230E-06	**601**
DKA230E-08	**601**
DKA230P-06	**601**
DKA230P-08	**601**
DKA310-10	**600**
DKA320-10	**600**
DKA330C-10	**601**
DKA330E-10	**601**
DKA330P-10	**601**
DKA410-15	**600**
DKA420-15	**600**
DKA430C-15	**601**
DKA430E-15	**601**
DKA430P-15	**601**
DKBT	**1496**
DKF210-08	**549**
DKF210-08G	**549**
DKF210-08L	**549**
DKF210-08LG	**549**
DKH210-06	**549**
DKH230-C-06	**549**
DKH230-C-08	**549**
DKH310-08	**549**
DKH310-10	**549**
DKH330-C-10	**549**
DKHA230-C-06	**549**
DKHA230-C-08	**549**
DKHA330-C-10	**549**

Code	Page
DKHV210-06-S	548
DKHV230-C-06-S	548
DKHV310-08-S	548
DKHV310-10-S	548
DKHV330-C-08-S	548
DKHV330-C-10-S	548
DKHV410-15-S	548
DKHV410-20-S	548
DKHV430-C-15-S	548
DKHV430-C-20-S	548
DKJ1.5/8-90-DN25	31
DKJ-1/2-45-DN06	31
DKJ-1/2-45-DN08	31
DKJ1/2-90-DN05	31
DKJ1/2-90-DN06	31
DKJ1/2-90-DN08	31
DKJ1/2-DN05	31
DKJ1/2-DN06	31
DKJ1/2-DN08	31
DKJ11/16-90-DN12	31
DKJ11/16-90-DN16	31
DKJ11/16-90-DN19	31
DKJ11/16-DN12	31
DKJ11/16-DN16	31
DKJ11/16-DN19	31
DKJ11/16-DN25	31
DKJ-1116-45-DN12	31
DKJ-1116-45-DN16	31
DKJ-1116-45-DN19	31
DKJ15/16-90-DN19	31
DKJ15/16-90-DN25	31
DKJ15/16-DN16	31
DKJ15/16-DN25	31
DKJ-15/8-45-DN25	31
DKJ-15/8-45-DN31	31
DKJ15/8-90-DN31	31
DKJ15/8-DN25	31
DKJ15/8-DN31	31
DKJ-1516-45-DN19	31
DKJ-1516-45-DN25	31
DKJ-17/8-45-DN31	31
DKJ-17/8-45-DN38	31
DKJ17/8-90-DN31	31
DKJ17/8-90-DN38	31
DKJ17/8-DN31	31
DKJ17/8-DN38	31
DKJ-21/2-45-DN38	31
DKJ-21/2-45-DN51	31
DKJ21/2-90-DN38	31
DKJ21/2-90-DN51	31
DKJ21/2-DN38	31
DKJ21/2-DN51	31
DKJ-3/4-45-DN10	31
DKJ-3/4-45-DN12	31
DKJ3/4-90-DN10	31
DKJ3/4-90-DN12	31
DKJ3/4-DN06	31
DKJ3/4-DN08	31
DKJ3/4-DN10	31
DKJ3/4-DN12	31
DKJ3/4-DN16	31
DKJ3/4-DN19	31
DKJ-7/16-45-DN06	31
DKJ7/16-90-DN05	31
DKJ7/16-90-DN06	31
DKJ7/16-DN05	31
DKJ7/16-DN06	31
DKJ-7/8-45-DN10	31
DKJ-7/8-45-DN12	31
DKJ-7/8-45-DN16	31
DKJ7/8-90-DN10	31
DKJ7/8-90-DN12	31
DKJ7/8-90-DN16	31
DKJ7/8-DN10	31
DKJ7/8-DN12	31
DKJ7/8-DN16	31
DKJ7/8-DN19	31
DKJ-9/16-45-DN06	31
DKJ-9/16-45-DN08	31
DKJ-9/16-45-DN10	31
DKJ9/16-90-DN05	31
DKJ9/16-90-DN06	31
DKJ9/16-90-DN08	31
DKJ9/16-90-DN10	31
DKJ9/16-DN05	31
DKJ9/16-DN06	31
DKJ9/16-DN08	31
DKJ9/16-DN10	31
DKJ9/16-DN12	31
DKL110-06	549
DKL210-08	549
DKL310-10	549
DKM310-08	577
DKM310-10	577
DKM320-08	577
DKM320-10	577
DKO-KA-DN06	34
DKO-KA-DN08	34
DKO-KA-DN10	34
DKO-KA-DN12	34
DKOL-06-45-DN05	32
DKOL-06-45-DN06	32
DKOL-06-90-DN05	32
DKOL-06-90-DN06	32
DKOL-06-DN05	32
DKOL-06-DN06	32
DKOL-08-45-DN05	32
DKOL-08-45-DN06	32
DKOL-08-45-DN08	32
DKOL-08-90-DN06	32
DKOL-08-90-DN08	32
DKOL-08-DN05	32
DKOL-08-DN06	32
DKOL-08-DN08	32
DKOL-08-DN10	32
DKOL-10-45-DN06	32
DKOL-10-45-DN08	32
DKOL-10-45-DN10	32
DKOL-10-90-DN06	32
DKOL-10-90-DN08	32
DKOL-10-90-DN10	32
DKOL-10-DN06	32
DKOL-10-DN08	32
DKOL-10-DN10	32
DKOL-12-45-DN06	32
DKOL-12-45-DN08	32
DKOL-12-45-DN10	32
DKOL-12-45-DN12	32
DKOL-12-90-DN06	32
DKOL-12-90-DN08	32
DKOL-12-90-DN10	32
DKOL-12-90-DN12	32
DKOL-12-DN06	32
DKOL-12-DN08	32
DKOL-12-DN10	32
DKOL-12-DN12	32
DKOL-15-45-DN10	32
DKOL-15-45-DN12	32
DKOL-15-90-DN10	32
DKOL-15-90-DN12	32
DKOL-15-DN06	32
DKOL-15-DN08	32
DKOL-15-DN10	32
DKOL-15-DN12	32
DKOL-15-DN16	32
DKOL-18-45-DN12	32
DKOL-18-45-DN16	32
DKOL-18-90-DN12	32
DKOL-18-90-DN16	32
DKOL-18-DN10	32
DKOL-18-DN12	32
DKOL-18-DN16	32
DKOL-18-DN19	32
DKOL-22-45-DN16	32
DKOL-22-45-DN19	32
DKOL-22-90-DN16	32
DKOL-22-90-DN19	32
DKOL-22-DN12	32
DKOL-22-DN16	32
DKOL-22-DN19	32
DKOL-22-DN25	32
DKOL-28-45-DN19	32
DKOL-28-45-DN25	32
DKOL-28-90-DN19	32
DKOL-28-90-DN25	32
DKOL-28-DN16	32
DKOL-28-DN19	32
DKOL-28-DN25	32
DKOL-35-45-DN31	32
DKOL-35-90-DN31	32
DKOL-35-DN25	32
DKOL-35-DN31	32
DKOL-42-45-DN38	32
DKOL-42-90-DN38	32
DKOL-42-DN31	32
DKOL-42-DN38	32
DKOS-06-45-DN06	33
DKOS-06-90-DN06	33
DKOS-06-DN05	33
DKOS-06-DN06	33
DKOS-08-45-DN06	33
DKOS-08-45-DN08	33
DKOS-08-90-DN06	33
DKOS-08-90-DN08	33
DKOS-08-DN05	33
DKOS-08-DN06	33
DKOS-08-DN08	33
DKOS-08-DN10	33
DKOS-10-45-DN06	33
DKOS-10-45-DN08	33
DKOS-10-45-DN10	33
DKOS-10-90-DN06	33
DKOS-10-90-DN08	33
DKOS-10-90-DN10	33
DKOS-10-DN06	33
DKOS-10-DN08	33
DKOS-10-DN10	33
DKOS-12-45-DN06	33
DKOS-12-45-DN08	33
DKOS-12-45-DN10	33
DKOS-12-45-DN12	33
DKOS-12-90-DN06	33
DKOS-12-90-DN08	33
DKOS-12-90-DN10	33
DKOS-12-90-DN12	33
DKOS-12-DN06	33
DKOS-12-DN08	33
DKOS-12-DN10	33
DKOS-12-DN12	33
DKOS-14-45-DN10	33
DKOS-14-90-DN10	33
DKOS-14-DN08	33
DKOS-14-DN10	33
DKOS-16-45-DN10	33
DKOS-16-45-DN12	33
DKOS-16-90-DN10	33
DKOS-16-90-DN12	33
DKOS-16-DN06	33
DKOS-16-DN08	33
DKOS-16-DN10	33
DKOS-16-DN12	33
DKOS-16-DN16	33
DKOS-20-45-DN12	33
DKOS-20-45-DN16	33
DKOS-20-45-DN19	33
DKOS-20-90-DN12	33
DKOS-20-90-DN16	33
DKOS-20-90-DN19	33
DKOS-20-DN10	33
DKOS-20-DN12	33
DKOS-20-DN16	33
DKOS-20-DN19	33
DKOS-25-45-DN19	33
DKOS-25-45-DN25	33
DKOS-25-90-DN19	33
DKOS-25-90-DN25	33
DKOS-25-DN12	33
DKOS-25-DN16	33
DKOS-25-DN19	33
DKOS-25-DN25	33
DKOS-30-45-DN19	33
DKOS-30-45-DN25	33
DKOS-30-90-DN19	33
DKOS-30-90-DN25	33
DKOS-30-DN19	33
DKOS-30-DN25	33
DKOS-38-45-DN25	33
DKOS-38-45-DN31	33
DKOS-38-90-DN25	33
DKOS-38-90-DN31	33
DKOS-38-DN25	33
DKOS-38-DN31	33
DKOS-50-DN38	33
DKR-1/2-45-DN10	30
DKR-1/2-45-DN12	30
DKR-1/2-45-DN16	30
DKR-1/4-45-DN05	30
DKR-1/4-45-DN06	30
DKR-1/4-45-DN08	30
DKR-1/4-45-DN10	30
DKR-1/8-45-DN05	30
DKR-1/8-45-DN06	30
DKR-11/2-45-DN31	30
DKR-11/2-45-DN38	30
DKR-11/4-45-DN25	30
DKR-11/4-45-DN31	30
DKR-12RG	159
DKR-1-45-DN19	30
DKR-1-45-DN25	30
DKR-16RG	159
DKR-20RG	159
DKR-2-45-DN38	30
DKR-2-45-DN51	30
DKR-24RG	159
DKR-2RG	159
DKR-3/4-45-DN12	30
DKR-3/4-45-DN16	30
DKR-3/4-45-DN19	30
DKR-3/8-45-DN06	30
DKR-3/8-45-DN08	30
DKR-3/8-45-DN10	30
DKR-3/8-45-DN12	30
DKR-4RG	159
DKR-5/8-45-DN12	30
DKR-5/8-45-DN16	30
DKR-6RG	159
DKR-8RG	159
DKRI-4RG	159
DKRI-8RG	159
DKRR1/2MANOM.A3L	130
DKRR1/4MANOM.A3L	130
DKV210-06	576
DKV210-08	576
DKV220-06	576
DKV220-08	576
DKV230C-06	576
DKV230C-08	576
DKV230E-06	576
DKV230E-08	576
DKV230P-06	576
DKV230P-08	576
DKV310-10	576
DKV320-10	576
DKV330C-10	576
DKV330E-10	576
DKV330P-10	576
DKV410-15	576
DKV420-15	576
DKV430C-15	576
DKV430E-15	576
DKV430P-15	576
DL100-M5	654
DL200-01	654
DL200-02	654
DL200-03	654
DL400-03	654
DL400-04	654
DM100	1626
DM13/3	1220
DM13/4	1220

Code	Page
DM13/5	**1220**
DM13/6	**1220**
DN05/05	**1171**
DN05/10	**1171**
DN10/10	**1171**
DN10/10K	**1171**
DN10/13	**1171**
DN10/13K	**1171**
DN10/17	**1171**
DN10/17K	**1171**
DN10/21K	**1171**
DN13/13	**1171**
DN13/13K	**1171**
DN13/17	**1171**
DN13/17K	**1171**
DN13/21	**1171**
DN13/21K	**1171**
DN17/17	**1171**
DN17/17K	**1171**
DN17/21	**1171**
DN17/21K	**1171**
DN21/21	**1171**
DN21/21K	**1171**
DN21/26	**1171**
DN21/26K	**1171**
DN26/26	**1171**
DN26/26K	**1171**
DN26/33	**1171**
DN26/33K	**1171**
DN33/33	**1171**
DN33/33K	**1171**
DN33/42	**1171**
DN33/42K	**1171**
DN42/42	**1171**
DN42/42K	**1171**
DN42/50	**1171**
DN42/50K	**1171**
DN50/50	**1171**
DN50/50K	**1171**
DN50/55	**1171**
DN50/55K	**1171**
DN55/55	**1171**
DO-17	**1169**
DO-21	**1169**
DOCV06	**244**
DOCV08	**244**
DOCV12	**244**
DP-01	**199**
DP-02	**199**
DP-03	**199**
DP-04	**199**
DP112-AU	**1468**
DP112-BR	**1471**
DP112-PP	**1470**
DP112-SS	**1469**
DP114-AU	**1468**
DP114-BR	**1471**
DP114-PP	**1470**
DP12.17	**1635**
DP12-AU	**1468**
DP12-BR	**1471**
DP12-SS	**1469**
DP1-AU	**1468**
DP1-BR	**1471**
DP1-PP	**1470**
DP1-SS	**1469**
DP212-AU	**1468**
DP212-BR	**1471**
DP212-SS	**1469**
DP2-AU	**1468**
DP2-BR	**1471**
DP2-PP	**1470**
DP2-SS	**1469**
DP34-AU	**1468**
DP34-PP	**1470**
DP34-SS	**1469**
DP3-AU	**1468**
DP3-BR	**1471**
DP3-PP	**1470**
DP3-SS	**1469**
DP4-AU	**1468**
DP4-BR	**1471**
DP6-AU	**1468**
DP6-BR	**1471**
DP-A0	**191**
DP-A0-SS	**191**
DP-A1	**191**
DP-A1-SS	**191**
DP-A2	**191**
DP-A2-SS	**191**
DP-A3	**191**
DP-A3-SS	**191**
DP-A4	**191**
DP-A4-SS	**191**
DP-A5	**191**
DP-A5-SS	**191**
DP-A6	**191**
DP-A6-SS	**191**
DP-A7-SS	**191**
DP-A8-SS	**191**
DP-B1	**194**
DP-B1-SS	**194**
DP-B2	**194**
DPB2A	**1764**
DP-B2-SS	**194**
DP-B3	**194**
DPB3A	**1764**
DP-B3-SS	**194**
DP-B4	**194**
DP-B4-SS	**194**
DP-B5	**194**
DP-B5-SS	**194**
DPB9V	**1764**
DP-C1	**197**
DP-C1-SS	**197**
DP-C2	**197**
DP-C2-SS	**197**
DP-C3	**197**
DP-C3-SS	**197**
DP-C4	**197**
DP-C4-SS	**197**
DP-C5	**197**
DP-C5-SS	**197**
DP-C6	**197**
DP-C6-SS	**197**
DP-C7	**197**
DP-C7-SS	**197**
DP-C8-SS	**197**
DPD-C1	**197**
DPD-C2	**197**
DPD-C3	**197**
DPD-C4	**197**
DPD-C5	**197**
DPG1H08	**1725**
DPK-1	**1610**
DPOCV04	**244**
DPOCV06	**244**
DPOCV08	**244**
DPR-10L	**159**
DPR-10S	**159**
DPR-12L	**159**
DPR-12S	**159**
DPR-14S	**159**
DPR-15L	**159**
DPR-16S	**159**
DPR-18L	**159**
DPR-20S	**159**
DPR-22L	**159**
DPR-25S	**159**
DPR-28L	**159**
DPR-30S	**159**
DPR-35L	**159**
DPR-38S	**159**
DPR-42L	**159**
DPR-6L	**159**
DPR-6S	**159**
DPR-8L	**159**
DPR-8S	**159**
DR100	**1458**
DR200-01	**652**
DR200-02	**652**
DR200-03	**652**
DR400-03	**652**
DR400-04	**652**
DR600-06	**652**
DR600-08	**652**
DRK 10	**894**
DRK 12	**894**
DRK 15	**894**
DRK 16	**894**
DRK 18	**894**
DRK 6	**894**
DRK 8	**894**
DRP03	**1655**
DRTDH-1-10	**1622**
DRTDH-1-12	**1622**
DRTDH-1-3	**1622**
DRTDH-1-4	**1622**
DRTDH-1-5	**1622**
DRTDH-1-6	**1622**
DRTDH-1-8	**1622**
DRV13/30	**1596**
DRV13/40	**1596**
DRV13/50	**1596**
DRV13/60	**1596**
DS04/04	**1144**
DS05/05	**1144**
DS06/06	**1144**
DS06-SS	**1181**
DS08/08	**1144**
DS08-SS	**1181**
DS09/06	**1144**
DS09/09	**1144**
DS10-SS	**1181**
DS13/06	**1144**
DS13/08	**1144**
DS13/09	**1144**
DS13/13	**1144**
DS13-SS	**1181**
DS16/09	**1144**
DS16/13	**1144**
DS16/16	**1144**
DS19/09	**1144**
DS19/13	**1144**
DS19/16	**1144**
DS19/19	**1144**
DS25/19	**1144**
DS25/25	**1144**
DS31/31	**1144**
DS38/38	**1144**
DS50/50	**1144**
DSM-EN020	**485**
DSM-EN050	**485**
DSM-EP020	**485**
DSM-EP050	**485**
DT3P	**1623**
DTJ	**1623**
DUBV-110-UPVC	**1106**
DUBV-16-UPVC	**1106**
DUBV-20-UPVC	**1106**
DUBV-25-UPVC	**1106**
DUBV-32-UPVC	**1106**
DUBV-40-UPVC	**1106**
DUBV-50-UPVC	**1106**
DUBV-63-UPVC	**1106**
DUBV-75-UPVC	**1106**
DUBV-90-UPVC	**1106**
DUCV-110-UPVC	**1106**
DUCV-20-UPVC	**1106**
DUCV-25-UPVC	**1106**
DUCV-32-UPVC	**1106**
DUCV-40-UPVC	**1106**
DUCV-50-UPVC	**1106**
DUCV-63-UPVC	**1106**
DUCV-75-UPVC	**1106**
DUCV-90-UPVC	**1106**
DUFV-110-UPVC	**1106**
DUFV-20-UPVC	**1106**
DUFV-25-UPVC	**1106**
DUFV-40-UPVC	**1106**
DUFV-50-UPVC	**1106**
DUFV-63-UPVC	**1106**
DUFV-75-UPVC	**1106**
DUFV-90-UPVC	**1106**
DV306	**245**
DV308	**245**
DV312	**245**
DV406	**245**
DV408	**245**
DV412	**245**
DW-ALUMINIUM	**1623**
DWH-1	**1415**
DWH-12	**1415**
DWH-34	**1415**
DWTWDP	**1761**
DX1-606-BN	**608**
DX1-621-BN	**608**
DX2-606-BN	**608**
DX2-621-BN	**608**
E	
E 12/16	**510**
E 20/25	**510**
E007-1515-013611	**227**
E016-1515-013611	**227**
E02 09	**957**
E02 10	**957**
E02 11	**957**
E02 12	**957**
E02 13	**957**
E02 14	**957**
E02 16	**957**
E03 09	**965**
E03 10	**965**
E03 11	**965**
E03 12	**965**
E03 14	**965**
E03 16	**965**
E032-1515-013611	**227**
E050-1515-023611	**227**
E075-1515-093611	**227**
E10	**142**
E100-1515-123611	**227**
E1-10/8-1/2	**1157**
E1-10/8-1/4	**1157**
E1-10/8-1/8	**1157**
E1-10/8-3/8	**1157**
E112-AU	**1468**
E112-BR	**1471**
E112-PP	**1470**
E112-SS	**1469**
E114-AU	**1468**
E114-BR	**1471**
E114-PP	**1470**
E114-SS	**1469**
E12	**142**
E12-AU	**1468**
E12-BR	**1471**
E12-PP	**1470**
E12-SS	**1469**
E14	**142**
E140-1515-113511	**227**
E16	**142**
E1-6/4-1/4	**1157**
E1-6/4-1/8	**1157**
E1-8/6-1/4	**1157**
E1-8/6-3/8	**1157**
E1-AU	**1468**
E1-BR	**1471**
E1-PP	**1470**
E1-SS	**1469**
E1X-10/6.5-1/4	**1157**
E1X-10/8-1/4	**1157**
E1X-12/8-3/8	**1157**
E1X-6/4-1/4	**1157**
E1X-6/4-1/8	**1157**
E1X-8/6-1/4	**1157**
E1Y-10/6.5-1/4	**1157**
E1Y-6/4-1/4	**1157**
E1Y-6/4-1/8	**1157**
E1Y-8/6-1/4	**1157**

Code	Page
E1Z-10/8-3/8	**1157**
E1Z-12/10-3/8	**1157**
E1Z-6/4-1/4	**1157**
E1Z-6/4-1/8	**1157**
E1Z-8/6-1/4	**1157**
E20	**142**
E200-1515-063411	**227**
E200-1515-063611	**227**
E21 09	**974**
E21 10	**974**
E21 11	**974**
E21 12	**974**
E21 13	**974**
E21 14	**974**
E21 16	**974**
E212-AU	**1468**
E212-BR	**1471**
E212-SS	**1469**
E24	**142**
E280-1515-032611	**227**
E2-AU	**1468**
E2-BR	**1471**
E2-PP	**1470**
E2-SS	**1469**
E3/8-20	**1421**
E34-AU	**1468**
E34-BR	**1471**
E34-PP	**1470**
E34-SS	**1469**
E350-1515-092611	**227**
E3-AU	**1468**
E3-BR	**1471**
E3-PP	**1470**
E3-SS	**1469**
E4	**142**
E4-AU	**1468**
E4-BR	**1471**
E4-PP	**1470**
E4-SS	**1469**
E5	**142**
E5/16-20	**1421**
E6	**142**
E6-AU	**1468**
E8	**142**
EA98.50.04	**1065**
EB12	**1207**
EB14	**1207**
EB14/2	**1207**
EB18	**1207**
EB316	**1207**
EB38	**1207**
EB-45-32-UPVC	**1102**
EB-45-40-UPVC	**1102**
EB-45-63-UPVC	**1102**
EB-45-75-UPVC	**1102**
EB-45-90-UPVC	**1102**
EB516	**1207**
EB-90-110-UPVC	**1102**
EB-90-20-UPVC	**1102**
EB-90-25-UPVC	**1102**
EB-90-32-UPVC	**1102**
EB-90-40-UPVC	**1102**
EB-90-50-UPVC	**1102**
EB-90-63-UPVC	**1102**
EB-90-75-UPVC	**1102**
EBC50B	**421**
EBC50C	**421**
EBC60B	**421**
EBC60C	**421**
EBC70B	**421**
EBC70C	**421**
EBF04	**63**
EBF06	**63**
EBF08	**63**
EBF10	**63**
EBF12	**63**
EBF16	**63**
EBF20	**63**
EBF24	**63**
EBM04	**63**
EBM06	**63**
EBM08	**63**
EBM10	**63**
EBM12	**63**
EBM16	**63**
EBM32	**63**
EBMF04	**63**
EBMF06	**63**
EBMF08	**63**
EBMF10	**63**
EBMF12	**63**
EBMF16	**63**
EBMF20	**63**
EBMF24	**63**
EBMF32	**63**
EC-1	**1181**
EC-112	**1181**
EC-114	**1181**
EC-12	**1181**
EC-14	**1181**
EC-18	**1181**
EC-2	**1181**
EC-34	**1181**
EC-38	**1181**
ECA12-01-L-N	**227**
ECON45	**1636**
ECON75	**1636**
ED3004-G230	**430**
ED3007-G230	**430**
EE-1	**1183**
EE-112	**1183**
EE-114	**1183**
EE-12	**1183**
EE-14	**1183**
EE-18	**1183**
EE-2	**1183**
EE-206/406	**187**
EE-208/408	**187**
EE-210/410	**187**
EE-212	**1183**
EE-212.7/412.7	**187**
EE-212/412	**187**
EE-214/414	**187**
EE-215/415	**187**
EE-216/416	**187**
EE-217.2/417.2	**187**
EE-218/418	**187**
EE-219/419	**187**
EE25-12	**199**
EE25-15	**199**
EE-3	**1183**
EE30-20	**199**
EE-320/620	**187**
EE-321.3/621.3	**187**
EE-322/622	**187**
EE-323/623	**187**
EE-325/625	**187**
EE-326.9/626.9	**187**
EE-328/628	**187**
EE-330/630	**187**
EE-332/632	**187**
EE-34	**1183**
EE35-25	**199**
EE-38	**1183**
EE-4	**1183**
EE42-30	**199**
EE-432	**187**
EE-433.7	**187**
EE-435	**187**
EE-438	**187**
EE-440	**187**
EE-442	**187**
EE-445	**187**
EE-448	**187**
EE-451	**187**
EE-45-110-UPVC	**1102**
EE-45-125-UPVC	**1102**
EE-45-140-UPVC	**1102**
EE-45-16-UPVC	**1102**
EE-45-200-UPVC	**1102**
EE-45-225-UPVC	**1102**
EE-45-25-UPVC	**1102**
EE-453.4	**187**
EE-45-32-UPVC	**1102**
EE-45-40-UPVC	**1102**
EE-45-50-UPVC	**1102**
EE-456.4	**187**
EE-45-63-UPVC	**1102**
EE-45-75-UPVC	**1102**
EE-45-90-UPVC	**1102**
EE-90-110-UPVC	**1102**
EE-90-125-UPVC	**1102**
EE-90-140-UPVC	**1102**
EE-90-160-UPVC	**1102**
EE-90-16-UPVC	**1102**
EE-90-200-UPVC	**1102**
EE-90-20-UPVC	**1102**
EE-90-225-UPVC	**1102**
EE-90-25-UPVC	**1102**
EE-90-32-UPVC	**1102**
EE-90-40-UPVC	**1102**
EE-90-50-UPVC	**1102**
EE-90-63-UPVC	**1102**
EE-90-75-UPVC	**1102**
EE-90-90-UPVC	**1102**
EEC1	**1207**
EEC12	**1207**
EEC14	**1207**
EEC18	**1207**
EEC316	**1207**
EEC34	**1207**
EEC38	**1207**
EEC516	**1207**
EE-MI1-1	**1344**
EE-MI1-112	**1344**
EE-MI1-112N	**1344**
EE-MI1-114	**1344**
EE-MI1-114N	**1344**
EE-MI1-12	**1344**
EE-MI1-12N	**1344**
EE-MI1-14	**1344**
EE-MI1-14N	**1344**
EE-MI1-1N	**1344**
EE-MI1-2	**1344**
EE-MI120-1	**1343**
EE-MI120-12	**1343**
EE-MI120-12N	**1343**
EE-MI120-1N	**1343**
EE-MI120-34	**1343**
EE-MI120-34N	**1343**
EE-MI1-212	**1344**
EE-MI1-212N	**1344**
EE-MI1-2N	**1344**
EE-MI1-3	**1344**
EE-MI130-1	**1345**
EE-MI130-1-112	**1346**
EE-MI130-1-112N	**1346**
EE-MI130-1-114	**1346**
EE-MI130-1-114N	**1346**
EE-MI130-112	**1345**
EE-MI130-1-12	**1346**
EE-MI130-112-1	**1346**
EE-MI130-112-114	**1346**
EE-MI130-112114N	**1346**
EE-MI130-112-12	**1346**
EE-MI130-112-12N	**1346**
EE-MI130-112-1N	**1346**
EE-MI130-112-2	**1346**
EE-MI130-112-2N	**1346**
EE-MI130-112-34	**1346**
EE-MI130-112-34N	**1346**
EE-MI130-112N	**1345**
EE-MI130-1-12N	**1346**
EE-MI130-114	**1345**
EE-MI130-114-1	**1346**
EE-MI130-114-112	**1346**
EE-MI130-114112N	**1346**
EE-MI130-114-12	**1346**
EE-MI130-114-12N	**1346**
EE-MI130-114-1N	**1346**
EE-MI130-114-2	**1346**
EE-MI130-114-2N	**1346**
EE-MI130-114-34	**1346**
EE-MI130-114-34N	**1346**
EE-MI130-114N	**1345**
EE-MI130-12	**1345**
EE-MI130-12-1	**1346**
EE-MI130-12-14	**1346**
EE-MI130-12-14N	**1346**
EE-MI130-12-1N	**1346**
EE-MI130-12-34	**1346**
EE-MI130-12-34N	**1346**
EE-MI130-12-38	**1346**
EE-MI130-12-38N	**1346**
EE-MI130-12N	**1345**
EE-MI130-1-34	**1346**
EE-MI130-1-34N	**1346**
EE-MI130-1-38	**1346**
EE-MI130-1-38N	**1346**
EE-MI130-14	**1345**
EE-MI130-14N	**1345**
EE-MI130-1N	**1345**
EE-MI130-2	**1345**
EE-MI130-2-1	**1346**
EE-MI130-2-112	**1346**
EE-MI130-2-112N	**1346**
EE-MI130-2-114	**1346**
EE-MI130-2-114N	**1346**
EE-MI130-212	**1345**
EE-MI130-2-12	**1346**
EE-MI130-212-1	**1346**
EE-MI130-212-112	**1346**
EE-MI130-212112N	**1346**
EE-MI130-212114N	**1346**
EE-MI130-212-1N	**1346**
EE-MI130-212-2	**1346**
EE-MI130-212-2N	**1346**
EE-MI130-212-34	**1346**
EE-MI130-2-12N	**1346**
EE-MI130-2-1N	**1346**
EE-MI130-2-212	**1346**
EE-MI130-2-212N	**1346**
EE-MI130-2-3	**1346**
EE-MI130-2-34	**1346**
EE-MI130-2-34N	**1346**
EE-MI130-2-3N	**1346**
EE-MI130-2N	**1345**
EE-MI130-3	**1345**
EE-MI130-3-112	**1346**
EE-MI130-3-112N	**1346**
EE-MI130-3-2	**1346**
EE-MI130-3-212	**1346**
EE-MI130-3-212N	**1346**
EE-MI130-3-2N	**1346**
EE-MI130-34	**1345**
EE-MI130-34-1	**1346**
EE-MI130-34-12	**1346**
EE-MI130-34-12N	**1346**
EE-MI130-34-14	**1346**
EE-MI130-34-14N	**1346**
EE-MI130-34-1N	**1346**
EE-MI130-34-38	**1346**
EE-MI130-34-38N	**1346**
EE-MI130-34N	**1345**
EE-MI130-38	**1345**
EE-MI130-38-12	**1346**
EE-MI130-38-12N	**1346**
EE-MI130-38-14	**1346**
EE-MI130-38-14N	**1346**
EE-MI130-38N	**1345**
EE-MI130-3N	**1345**
EE-MI130-4	**1345**
EE-MI130-4-2	**1346**
EE-MI130-4-2N	**1346**
EE-MI130-4-3	**1346**
EE-MI130-4-3N	**1346**
EE-MI130-4N	**1345**
EE-MI131-1	**1345**
EE-MI131-112	**1345**
EE-MI131-112N	**1345**

Code	Page
EE-MI131-114	1345
EE-MI131-114N	1345
EE-MI131-12	1345
EE-MI131-12N	1345
EE-MI131-1N	1345
EE-MI131-2	1345
EE-MI131-2N	1345
EE-MI131-34	1345
EE-MI131-34N	1345
EE-MI1-34	1344
EE-MI1-34N	1344
EEMI135-1	1347
EEMI135-1N	1347
EE-MI1-38	1344
EE-MI1-38N	1344
EE-MI1-3N	1344
EE-MI1-4	1344
EE-MI165-1	1347
EE-MI165-112	1347
EE-MI165-112N	1347
EE-MI165-114	1347
EE-MI165-114N	1347
EE-MI165-12	1347
EE-MI165-12N	1347
EE-MI165-1N	1347
EE-MI165-2N	1347
EE-MI165-34	1347
EE-MI165-34N	1347
EE-MI180-1	1348
EE-MI180-112	1348
EE-MI180-1-12	1348
EE-MI180-112N	1348
EE-MI180-1-12N	1348
EE-MI180-114	1348
EE-MI180-114-12	1348
EE-MI180-114-12N	1348
EE-MI180-114N	1348
EE-MI180-12	1348
EE-MI180-12-38	1348
EE-MI180-12-38N	1348
EE-MI180-12N	1348
EE-MI180-1-34	1348
EE-MI180-1-34N	1348
EE-MI180-1N	1348
EE-MI180-2	1348
EE-MI180-2-34	1348
EE-MI180-2-34N	1348
EE-MI180-2N	1348
EE-MI180-3	1348
EE-MI180-34	1348
EE-MI180-34-12	1348
EE-MI180-34-12N	1348
EE-MI180-34-38	1348
EE-MI180-34-38N	1348
EE-MI180-34N	1348
EE-MI180-38	1348
EE-MI180-38N	1348
EE-MI1A-1	1344
EE-MI1A-112	1344
EE-MI1A-112N	1344
EE-MI1A-114	1344
EE-MI1A-114N	1344
EE-MI1A-12	1344
EE-MI1A-12N	1344
EE-MI1A-1N	1344
EE-MI1A-2	1344
EE-MI1A-2N	1344
EE-MI1A-34	1344
EE-MI1A-34N	1344
EE-MI1A-38	1344
EE-MI1A-38N	1344
EE-MI2-1	1344
EE-MI2-112	1344
EE-MI2-112N	1344
EE-MI2-114	1344
EE-MI2-114N	1344
EE-MI2-12	1344
EE-MI2-12N	1344
EE-MI2-14	1344
EE-MI2-14N	1344
EE-MI2-1N	1344
EE-MI2-2	1344
EE-MI220-1	1347
EE-MI220-12	1347
EE-MI220-12N	1347
EE-MI220-1N	1347
EE-MI220-34	1347
EE-MI220-34N	1347
EE-MI221-1	1343
EE-MI221-112	1343
EE-MI221-112N	1343
EE-MI221-114	1343
EE-MI221-114N	1343
EE-MI221-12	1343
EE-MI221-12N	1343
EE-MI221-1N	1343
EE-MI221-2	1343
EE-MI2-212	1344
EE-MI221-2N	1343
EE-MI221-34	1343
EE-MI221-34N	1343
EE-MI221-38	1343
EE-MI221-38N	1343
EE-MI2-2N	1344
EE-MI2-3	1344
EE-MI2-34	1344
EE-MI2-34N	1344
EE-MI2-38	1344
EE-MI2-38N	1344
EE-MI2-3N	1344
EE-MI2-4	1344
EE-MI240-1-12	1340
EE-MI240-112-1	1340
EE-MI240-112-114	1340
EE-MI240-112114N	1340
EE-MI240-112-12	1340
EE-MI240-112-12N	1340
EE-MI240-112-1N	1340
EE-MI240-112-34	1340
EE-MI240-112-34N	1340
EE-MI240-1-12N	1340
EE-MI240-114-1	1340
EE-MI240-114-12	1340
EE-MI240-114-12N	1340
EE-MI240-114-1N	1340
EE-MI240-114-34	1340
EE-MI240-114-34N	1340
EE-MI240-114-38	1340
EE-MI240-114-38N	1340
EE-MI240-12-14	1340
EE-MI240-12-14N	1340
EE-MI240-12-38	1340
EE-MI240-12-38N	1340
EE-MI240-1-34	1340
EE-MI240-1-34N	1340
EE-MI240-1-38	1340
EE-MI240-1-38N	1340
EE-MI240-2-1	1340
EE-MI240-2-112	1340
EE-MI240-2-112N	1340
EE-MI240-2-114	1340
EE-MI240-2-114N	1340
EE-MI240-2-12	1340
EE-MI240-212-1	1340
EE-MI240-212112N	1340
EE-MI240-212114N	1340
EE-MI240-212-2	1340
EE-MI240-212-2N	1340
EE-MI240-2-12N	1340
EE-MI240-2-1N	1340
EE-MI240-2-34	1340
EE-MI240-2-34N	1340
EE-MI240-3-112	1340
EE-MI240-3-112N	1340
EE-MI240-3-2	1340
EE-MI240-3-212	1340
EE-MI240-3-212N	1340
EE-MI240-3-2N	1340
EE-MI240-34-12	1340
EE-MI240-34-12N	1340
EE-MI240-34-38	1340
EE-MI240-34-38N	1340
EE-MI240-38-14	1340
EE-MI240-38-14N	1340
EE-MI240-4-2	1340
EE-MI240-4-3	1340
EE-MI241-1-12	1339
EE-MI241-112-1	1339
EE-MI241-112-114	1339
EE-MI241-112114N	1339
EE-MI241-112-12	1339
EE-MI241-112-12N	1339
EE-MI241-112-1N	1339
EE-MI241-112-34	1339
EE-MI241-112-34N	1339
EE-MI241-1-12N	1339
EE-MI241-114-1	1339
EE-MI241-114-12	1339
EE-MI241-114-12N	1339
EE-MI241-114-1N	1339
EE-MI241-114-34	1339
EE-MI241-114-34N	1339
EE-MI241-114-38	1339
EE-MI241-12-14	1339
EE-MI241-12-14N	1339
EE-MI241-12-38	1339
EE-MI241-12-38N	1339
EE-MI241-1-34	1339
EE-MI241-1-34N	1339
EE-MI241-1-38	1339
EE-MI241-1-38N	1339
EE-MI241-2-1	1339
EE-MI241-2-112	1339
EE-MI241-2-112N	1339
EE-MI241-2-114	1339
EE-MI241-2-114N	1339
EE-MI241-2-12	1339
EE-MI241-212-1	1339
EE-MI241-212-112	1339
EE-MI241-212112N	1339
EE-MI241-212-114	1339
EE-MI241-212-1N	1339
EE-MI241-212-2	1339
EE-MI241-212-2N	1339
EE-MI241-2-12N	1339
EE-MI241-2-1N	1339
EE-MI241-2-34	1339
EE-MI241-2-34N	1339
EE-MI241-3-1	1339
EE-MI241-3-112	1339
EE-MI241-3-112N	1339
EE-MI241-3-114N	1339
EE-MI241-3-2	1339
EE-MI241-3-212	1339
EE-MI241-3-212N	1339
EE-MI241-3-2N	1339
EE-MI241-34-12	1339
EE-MI241-34-12N	1339
EE-MI241-34-14	1339
EE-MI241-34-14N	1339
EE-MI241-34-38	1339
EE-MI241-34-38N	1339
EE-MI241-38-14	1339
EE-MI241-38-14N	1339
EE-MI241-4-2	1339
EE-MI241-4-212	1339
EE-MI241-4-2N	1339
EE-MI241-4-3	1339
EE-MI245-1-12	1338
EE-MI245-112-1	1338
EE-MI245-112-114	1338
EE-MI245-112114N	1338
EE-MI245-112-12N	1338
EE-MI245-112-1N	1338
EE-MI245-112-34	1338
EE-MI245-112-34N	1338
EE-MI245-1-12N	1338
EE-MI245-114-1	1338
EE-MI245-114-12	1338
EE-MI245-114-12N	1338
EE-MI245-114-1N	1338
EE-MI245-114-34	1338
EE-MI245-114-34N	1338
EE-MI245-12-14	1338
EE-MI245-12-14N	1338
EE-MI245-12-38	1338
EE-MI245-12-38N	1338
EE-MI245-1-34	1338
EE-MI245-1-34N	1338
EE-MI245-14-18	1338
EE-MI245-2-1	1338
EE-MI245-2-112	1338
EE-MI245-2-112N	1338
EE-MI245-2-114	1338
EE-MI245-2-114N	1338
EE-MI245-212-112	1338
EE-MI245-212112N	1338
EE-MI245-212114N	1338
EE-MI245-212-2	1338
EE-MI245-212-2N	1338
EE-MI245-2-1N	1338
EE-MI245-3-2	1338
EE-MI245-3-212	1338
EE-MI245-3-212N	1338
EE-MI245-3-2N	1338
EE-MI245-34-12	1338
EE-MI245-34-12N	1338
EE-MI245-34-38	1338
EE-MI245-34-38N	1338
EE-MI245-38-14	1338
EE-MI245-38-14N	1338
EE-MI246-1-12	1339
EE-MI246-112-1	1339
EE-MI246-112-114	1339
EE-MI246-112114N	1339
EE-MI246-112-1N	1339
EE-MI246-1-12N	1339
EE-MI246-114-1	1339
EE-MI246-114-1N	1339
EE-MI246-114-34	1339
EE-MI246-114-34N	1339
EE-MI246-12-14	1339
EE-MI246-12-14N	1339
EE-MI246-12-38	1339
EE-MI246-12-38N	1339
EE-MI246-1-34	1339
EE-MI246-1-34N	1339
EE-MI246-2-112	1339
EE-MI246-2-112N	1339
EE-MI246-2-114	1339
EE-MI246-2-114N	1339
EE-MI246-34-12	1339
EE-MI246-34-12N	1339
EE-MI246-34-38	1339
EE-MI246-34-38N	1339
EE-MI246-38-14	1339
EE-MI246-38-14N	1339
EE-MI270-1	1340
EE-MI270-112	1340
EE-MI270-112N	1340
EE-MI270-114	1340
EE-MI270-114N	1340
EE-MI270-12	1340
EE-MI270-12N	1340
EE-MI270-14	1340
EE-MI270-14N	1340
EE-MI270-1N	1340
EE-MI270-2	1340
EE-MI270-212	1340
EE-MI270-212N	1340
EE-MI270-2N	1340
EE-MI270-3	1340
EE-MI270-34	1340
EE-MI270-34N	1340
EE-MI270-38	1340
EE-MI270-38N	1340
EE-MI270-3N	1340
EE-MI270-4	1340
EE-MI270-4N	1340
EE-MI280-1	1338

Code	Page
EE-MI280-112	1338
EE-MI280-112N	1338
EE-MI280-114	1338
EE-MI280-114N	1338
EE-MI280-12	1338
EE-MI280-12N	1338
EE-MI280-14	1338
EE-MI280-14N	1338
EE-MI280-1N	1338
EE-MI280-2	1338
EE-MI280-212	1338
EE-MI280-212N	1338
EE-MI280-2N	1338
EE-MI280-3	1338
EE-MI280-34	1338
EE-MI280-34N	1338
EE-MI280-38	1338
EE-MI280-38N	1338
EE-MI280-3N	1338
EE-MI280-4	1338
EE-MI280-4N	1338
EE-MI290-1	1341
EE-MI290-112	1341
EE-MI290-112N	1341
EE-MI290-114	1341
EE-MI290-114N	1341
EE-MI290-12	1341
EE-MI290-12N	1341
EE-MI290-14	1341
EE-MI290-14N	1341
EE-MI290-1N	1341
EE-MI290-2	1341
EE-MI290-212	1341
EE-MI290-212N	1341
EE-MI290-2N	1341
EE-MI290-3	1341
EE-MI290-34	1341
EE-MI290-34N	1341
EE-MI290-38	1341
EE-MI290-38N	1341
EE-MI290-3N	1341
EE-MI290-4	1341
EE-MI290-4N	1341
EE-MI2A-1	1344
EE-MI2A-112	1344
EE-MI2A-112N	1344
EE-MI2A-114	1344
EE-MI2A-114N	1344
EE-MI2A-12	1344
EE-MI2A-12N	1344
EE-MI2A-1N	1344
EE-MI2A-2	1344
EE-MI2A-2N	1344
EE-MI2A-34	1344
EE-MI2A-34N	1344
EE-MI2A-38N	1344
EE-MI300-1	1341
EE-MI300-112	1341
EE-MI300-112N	1341
EE-MI300-114	1341
EE-MI300-114N	1341
EE-MI300-12	1341
EE-MI300-12N	1341
EE-MI300-14	1341
EE-MI300-14N	1341
EE-MI300-1N	1341
EE-MI300-2	1341
EE-MI300-212	1341
EE-MI300-212N	1341
EE-MI300-2N	1341
EE-MI300-3	1341
EE-MI300-34	1341
EE-MI300-34N	1341
EE-MI300-38	1341
EE-MI300-38N	1341
EE-MI300-3N	1341
EE-MI300-4	1341
EE-MI300-4N	1341
EE-MI301-1	1341
EE-MI301-112	1341
EE-MI301-112N	1341
EE-MI301-12	1341
EEMI30-1-12-1	1346
EEMI30112114112	1346
EEMI30112114112N	1346
EEMI30-1-12-1N	1346
EE-MI301-12N	1341
EEMI301141114	1346
EEMI301141114N	1346
EEMI3011434114	1346
EEMI3011434114N	1346
EE-MI301-1N	1341
EE-MI301-2	1341
EEMI30-12-38-12	1346
EEMI30-12-38-12N	1346
EE-MI301-2N	1341
EE-MI301-34	1341
EEMI30-1-34-1	1346
EEMI30-1-34-1N	1346
EE-MI301-34N	1341
EE-MI301-38	1341
EE-MI301-38N	1341
EEMI30-34-12-34	1346
EEMI30-34-12-34N	1346
EEMI30C11211	1347
EEMI30C1121114	1347
EEMI30C1121114N	1347
EEMI30C112114114	1347
EEMI30C11211N	1347
EEMI30C11212	1347
EEMI30C1121234	1347
EEMI30C1121234N	1347
EEMI30C11212N	1347
EEMI30C112134	1347
EEMI30C112134N	1347
EEMI30C11234	1347
EEMI30C11234N	1347
EEMI30C11411	1347
EEMI30C11411N	1347
EEMI30C114121	1347
EEMI30C114121N	1347
EEMI30C114341	1347
EEMI30C114341N	1347
EEMI30C1143434	1347
EEMI30C1143434N	1347
EEMI30C123838	1347
EEMI30C123838N	1347
EEMI30C13412	1347
EEMI30C13434	1347
EEMI30C13434N	1347
EEMI30C2112112	1347
EEMI30C2112112N	1347
EEMI30C341212	1347
EEMI30C341212N	1347
EEMI30C343812	1347
EEMI30C343812N	1347
EE-MI3-1	1344
EE-MI310-1	1342
EE-MI310-112	1342
EE-MI310-112N	1342
EE-MI310-114	1342
EE-MI310-114N	1342
EE-MI310-12	1342
EE-MI310-12N	1342
EE-MI310-14	1342
EE-MI310-14N	1342
EE-MI310-1N	1342
EE-MI310-2	1342
EE-MI310-212	1342
EE-MI310-212N	1342
EE-MI310-2N	1342
EE-MI310-3	1342
EE-MI310-34	1342
EE-MI310-34N	1342
EE-MI310-38	1342
EE-MI310-38N	1342
EE-MI310-3N	1342
EE-MI3-12	1344
EE-MI3-12N	1344
EE-MI3-1N	1344
EE-MI321-1	1348
EE-MI321-112	1348
EE-MI321-112-N	1348
EE-MI321-114	1348
EE-MI321-114-N	1348
EE-MI321-12	1348
EE-MI321-12-N	1348
EE-MI321-1-N	1348
EE-MI321-2	1348
EE-MI321-212	1348
EE-MI321-212-N	1348
EE-MI321-2-N	1348
EE-MI321-3	1348
EE-MI321-34	1348
EE-MI321-34-N	1348
EE-MI321-38	1348
EE-MI321-38-N	1348
EE-MI321-3-N	1348
EE-MI321-4	1348
EE-MI321-4-N	1348
EE-MI326-1	1348
EE-MI326-112	1348
EE-MI326-112-N	1348
EE-MI326-114	1348
EE-MI326-114-N	1348
EE-MI326-1-N	1348
EE-MI326-34	1348
EE-MI326-34-N	1348
EE-MI3-34	1344
EE-MI3-34N	1344
EE-MI340-1	1341
EE-MI340-112	1341
EE-MI340-112N	1341
EE-MI340-114	1341
EE-MI340-114N	1341
EE-MI340-12	1341
EE-MI340-12N	1341
EE-MI340-1N	1341
EE-MI340-2	1341
EE-MI340-212	1341
EE-MI340-212N	1341
EE-MI340-2N	1341
EE-MI340-3	1341
EE-MI340-34	1341
EE-MI340-34N	1341
EE-MI340-38	1341
EE-MI340-38N	1341
EE-MI340-3N	1341
EE-MI340-4	1341
EE-MI341-1	1339
EE-MI341-112	1339
EE-MI341-112N	1339
EE-MI341-114	1339
EE-MI341-114N	1339
EE-MI341-12	1339
EE-MI341-12N	1339
EE-MI341-1N	1339
EE-MI341-2	1339
EE-MI341-212	1339
EE-MI341-212N	1339
EE-MI341-2N	1339
EE-MI341-3	1339
EE-MI341-34	1339
EE-MI341-34N	1339
EE-MI341-38	1339
EE-MI341-38N	1339
EE-MI341-3N	1339
EE-MI341-4	1339
EEMI3C112114114N	1347
EE-MI40-1	1345
EE-MI40-112	1345
EE-MI40-112N	1345
EE-MI40-114	1345
EE-MI40-114N	1345
EE-MI40-12	1345
EE-MI40-12N	1345
EE-MI40-14	1345
EE-MI40-14N	1345
EE-MI40-1N	1345
EE-MI40-2	1345
EE-MI40-212	1345
EE-MI40-2N	1345
EE-MI40-3	1345
EE-MI40-34	1345
EE-MI40-34N	1345
EE-MI40-38	1345
EE-MI40-38N	1345
EE-MI40-4	1345
EE-MI41-1	1345
EE-MI41-112	1345
EE-MI41-112N	1345
EE-MI41-114	1345
EE-MI41-114N	1345
EE-MI41-12	1345
EE-MI41-12N	1345
EE-MI41-1N	1345
EE-MI41-2	1345
EE-MI41-212	1345
EE-MI41-212N	1345
EE-MI41-2N	1345
EE-MI41-3	1345
EE-MI41-34	1345
EE-MI41-34N	1345
EE-MI41-38	1345
EE-MI41-38N	1345
EE-MI471-12	1343
EE-MI471-12N	1343
EE-MI471-34	1343
EE-MI471-34N	1343
EE-MI529A-1	1339
EE-MI529A-12	1339
EE-MI529A-34	1339
EE-MI85-12	1348
EE-MI85-12N	1348
EE-MI85-34	1348
EE-MI85-34N	1348
EE-MI90-1	1342
EE-MI90-112	1342
EE-MI90-1-12	1343
EE-MI90-112-1	1343
EE-MI90-112-114	1343
EE-MI90-112-114N	1343
EE-MI90-112-1N	1343
EE-MI90-112-34	1343
EE-MI90-112N	1342
EE-MI90-1-12N	1343
EE-MI90-114	1342
EE-MI90-114-1	1343
EE-MI90-114-1N	1343
EE-MI90-114N	1342
EE-MI90-12	1342
EE-MI90-12-38	1343
EE-MI90-12-38N	1343
EE-MI90-12N	1342
EE-MI90-1-34	1343
EE-MI90-1-34N	1343
EE-MI90-14	1342
EE-MI90-14N	1342
EE-MI90-1N	1342
EE-MI90-2	1342
EE-MI90-2-1	1343
EE-MI90-2-112	1343
EE-MI90-2-112N	1343
EE-MI90-2-114	1343
EE-MI90-2-114N	1343
EE-MI90-212	1342
EE-MI90-212N	1342
EE-MI90-2N	1342
EE-MI90-3	1342
EE-MI90-34	1342
EE-MI90-34-12	1343
EE-MI90-34-12N	1343
EE-MI90-34-38	1343
EE-MI90-34N	1342
EE-MI90-38	1342
EE-MI90-38N	1342
EE-MI90-3N	1342
EE-MI90-4	1342
EE-MI90-4N	1342
EE-MI92-1	1342

Code	Page
EE-MI92-112	**1342**
EE-MI92-112N	**1342**
EE-MI92-114	**1342**
EE-MI92-114N	**1342**
EE-MI92-12	**1342**
EE-MI92-12-38	**1343**
EE-MI92-12-38N	**1343**
EE-MI92-12N	**1342**
EE-MI92-1-34	**1343**
EE-MI92-1-34N	**1343**
EE-MI92-14	**1342**
EE-MI92-14N	**1342**
EE-MI92-1N	**1342**
EE-MI92-2	**1342**
EE-MI92-212	**1342**
EE-MI92-212N	**1342**
EE-MI92-2N	**1342**
EE-MI92-3	**1342**
EE-MI92-34	**1342**
EE-MI92-34-12	**1343**
EE-MI92-34-12N	**1343**
EE-MI92-34N	**1342**
EE-MI92-38	**1342**
EE-MI92-38N	**1342**
EE-MI92-3N	**1342**
EE-MI92-4	**1342**
EE-MI92-4N	**1342**
EE-MI94-1	**1342**
EE-MI94-12	**1342**
EE-MI94-12N	**1342**
EE-MI94-1N	**1342**
EE-MI94-34	**1342**
EE-MI94-34N	**1342**
EE-MI96-1	**1343**
EE-MI96-112	**1343**
EE-MI96-112N	**1343**
EE-MI96-114	**1343**
EE-MI96-114N	**1343**
EE-MI96-12	**1343**
EE-MI96-12N	**1343**
EE-MI96-1N	**1343**
EE-MI96-2	**1343**
EE-MI96-2N	**1343**
EE-MI96-34	**1343**
EE-MI96-34N	**1343**
EE-MI96-38	**1343**
EE-MI96-38N	**1343**
EE-MI98-1	**1342**
EE-MI98-112	**1342**
EE-MI98-112N	**1342**
EE-MI98-114	**1342**
EE-MI98-114N	**1342**
EE-MI98-12	**1342**
EE-MI98-12N	**1342**
EE-MI98-1N	**1342**
EE-MI98-2	**1342**
EE-MI98-2N	**1342**
EE-MI98-34	**1342**
EE-MI98-34N	**1342**
EE-MI98-38	**1342**
EE-MI98-38N	**1342**
EF1	**430**
EFA-410/210	**187**
EFA-422	**187**
EFA-425	**187**
EFA-428	**187**
EFA-430	**187**
EFA-435	**187**
EFA-510	**187**
EFA-512	**187**
EFA-515	**187**
EFA-535	**187**
EFA-538	**187**
EFA-542	**187**
EFA-548.3	**187**
EFA-560.3	**187**
EFA-610/310	**187**
EFA-612/312	**187**
EFA-615/315	**187**
EFA-618	**187**
EFA-618/318	**187**
EFA-620	**187**
EFA-620/320	**187**
EFA-622	**187**
EFA-625	**187**
EFA-628	**187**
EFA-630	**187**
EFC56014	**1022**
EFC5601W	**1022**
EFL0301	**252**
EFL0501	**252**
EFL1001	**252**
EFL1501	**252**
EFW0152	**252**
EFW0302	**252**
EFW0502	**252**
EFW1002	**252**
EFW1502	**252**
EGE-DKO-06L-2EO	**162**
EGE-DKO-06L-4EO	**162**
EGE-DKO-06L-6EO	**162**
EGE-DKO-06S-4EO	**162**
EGE-DKO-08L-2EO	**162**
EGE-DKO-08L-4EO	**162**
EGE-DKO-08L-6EO	**162**
EGE-DKO-08L-8EO	**162**
EGE-DKO-08S-4EO	**162**
EGE-DKO-08S-6EO	**162**
EGE-DKO-10L-2EO	**162**
EGE-DKO-10L-4EO	**162**
EGE-DKO-10L-6EO	**162**
EGE-DKO-10L-8EO	**162**
EGE-DKO-10S-4EO	**162**
EGE-DKO-10S-6EO	**162**
EGE-DKO-10S-8EO	**162**
EGE-DKO-12L-2EO	**162**
EGE-DKO-12L-4EO	**162**
EGE-DKO-12L-6EO	**162**
EGE-DKO-12L-8EO	**162**
EGE-DKO-12S-4EO	**162**
EGE-DKO-12S-6EO	**162**
EGE-DKO-12S-8EO	**162**
EGE-DKO-14S-8EO	**162**
EGE-DKO-15L-12EO	**162**
EGE-DKO-15L-6EO	**162**
EGE-DKO-15L-8EO	**162**
EGE-DKO-16S-12EO	**162**
EGE-DKO-16S-6EO	**162**
EGE-DKO-16S-8EO	**162**
EGE-DKO-18L-12EO	**162**
EGE-DKO-18L-6EO	**162**
EGE-DKO-18L-8EO	**162**
EGE-DKO-20S-12EO	**162**
EGE-DKO-20S-16EO	**162**
EGE-DKO-20S-8EO	**162**
EGE-DKO-22L-12EO	**162**
EGE-DKO-22L-16EO	**162**
EGE-DKO-22L-8EO	**162**
EGE-DKO-25S-12EO	**162**
EGE-DKO-25S-16EO	**162**
EGE-DKO-28L-12EO	**162**
EGE-DKO-28L-16EO	**162**
EGE-DKO-30S-16EO	**162**
EGE-DKO-30S-20EO	**162**
EGE-DKO-35L-20EO	**162**
EGE-DKO-38S-24EO	**162**
EGE-DKO-42L-20EO	**162**
EGE-DKO-42L-24EO	**162**
EGESD10L1/4NPT	**128**
EGESD10LMWD	**128**
EGESD10LRWD	**128**
EGESD10S3/8NPT	**128**
EGESD10SMWD	**128**
EGESD10SRWD	**128**
EGESD12L3/8NPT	**128**
EGESD12LMWD	**128**
EGESD12LRWD	**128**
EGESD12S3/8NPT	**128**
EGESD12SMWD	**128**
EGESD12SR1/2WD	**128**
EGESD12SRWD	**128**
EGESD14SMWD	**128**
EGESD14SRWD	**128**
EGESD15L1/2NPT	**128**
EGESD15LMWD	**128**
EGESD15LRWD	**128**
EGESD16S1/2NPT	**128**
EGESD16SMWD	**128**
EGESD16SRWD	**128**
EGESD18L1/2NPT	**128**
EGESD18LMWD	**128**
EGESD18LRWD	**128**
EGESD20S3/4NPT	**128**
EGESD20SMWD	**128**
EGESD20SRWD	**128**
EGESD22L3/4NPT	**128**
EGESD22LMWD	**128**
EGESD22LRWD	**128**
EGESD25S1NPT	**128**
EGESD25SMWD	**128**
EGESD25SRWD	**128**
EGESD28L1NPT	**128**
EGESD28LMWD	**128**
EGESD28LRWD	**128**
EGESD30S11/4NPT	**128**
EGESD30SMWD	**128**
EGESD30SRWD	**128**
EGESD35LMWD	**128**
EGESD35LRWD	**128**
EGESD38S11/2NPT	**128**
EGESD38SMWD	**128**
EGESD38SRWD	**128**
EGESD42LMWD	**128**
EGESD42LRWD	**128**
EGESD6L1/8NPT	**128**
EGESD6LMWD	**128**
EGESD6LRWD	**128**
EGESD6S1/4NPT	**128**
EGESD6SMWD	**128**
EGESD6SRWD	**128**
EGESD8L1/4NPT	**128**
EGESD8LMWD	**128**
EGESD8LRWD	**128**
EGESD8S1/4NPT	**128**
EGESD8SMWD	**128**
EGESD8SRWD	**128**
EGHC10-16	**1514**
EGHC12-20	**1514**
EGHC16-25	**1514**
EGHC20-32	**1514**
EGHC25-40	**1514**
EGHC32-50	**1514**
EGHC35-45	**1514**
EGHC40-60	**1514**
EGHC50-70	**1514**
EGHC60-80	**1514**
EGHC70-90	**1514**
EGHC80-100	**1514**
EGHC8-12	**1514**
EH10MS	**182**
EH12MS	**182**
EH13MS	**182**
EH15MS	**182**
EH16MS	**182**
EH18MS	**182**
EH19MS	**182**
EH20MS	**182**
EH24MS	**182**
EH25MS	**182**
EH4MS	**182**
EH5MS	**182**
EH6MS	**182**
EH7MS	**182**
EH8MS	**182**
EH9MS	**182**
EHCVG1	**241**
EHCVG1/2	**241**
EHCVG1/4	**241**
EHCVG3/4	**241**
EHCVG3/8	**241**
EHRVG-1	**241**
EHRVG-112	**241**
EHRVG-112-3CP	**241**
EHRVG-112-5CP	**241**
EHRVG-114	**241**
EHRVG-114-3CP	**241**
EHRVG-114-5CP	**241**
EHRVG-12	**241**
EHRVG-12-3CP	**241**
EHRVG-12-5CP	**241**
EHRVG-1-3CP	**241**
EHRVG-14	**241**
EHRVG-14-3CP	**241**
EHRVG-14-5CP	**241**
EHRVG-1-5CP	**241**
EHRVG-2	**241**
EHRVG-34	**241**
EHRVG-34-3CP	**241**
EHRVG-34-5CP	**241**
EHRVG-38	**241**
EHRVG-38-3CP	**241**
EHRVG-38-5CP	**241**
EHT-12-10	**1144**
EHT-12-13	**1144**
EHT-12-8	**1144**
EHT-14-10	**1144**
EHT-14-13	**1144**
EHT-14-6	**1144**
EHT-14-8	**1144**
EHT-18-10	**1144**
EHT-18-6	**1144**
EHT-18-8	**1144**
EHT-38-10	**1144**
EHT-38-13	**1144**
EHT-38-6	**1144**
EHT-38-8	**1144**
EHTVG1	**241**
EHTVG1/2	**241**
EHTVG1/4	**241**
EHTVG3/4	**241**
EHTVG3/8	**241**
EKA10V	**1479**
EKA12V	**1479**
EKA34V	**1479**
EKI10V	**1479**
EKI12V	**1479**
EKI34V	**1479**
EKI38V	**1479**
EKMV	**1479**
EKMV-K	**1479**
EKOV	**1479**
EKT10V	**1479**
EKT13V	**1479**
EKT19V	**1479**
EKT25V	**1479**
EL12	**1208**
EL14	**1208**
EL18	**1208**
EL316	**1208**
EL34	**1208**
EL38	**1208**
EL516	**1208**
EL53-112-ABS	**1097**
EL53-112-UPVC	**1109**
EL53-114-ABS	**1097**
EL53-114-UPVC	**1109**
EL53-12-ABS	**1097**
EL53-12-UPVC	**1109**
EL53-1-ABS	**1097**
EL53-1-UPVC	**1109**
EL53-212-ABS	**1097**
EL53-212-UPVC	**1109**
EL53-2-ABS	**1097**
EL53-2-UPVC	**1109**
EL53-34-ABS	**1097**
EL53-34-UPVC	**1109**
EL53-3-ABS	**1097**
EL53-3-UPVC	**1109**
EL53-4-ABS	**1097**
EL53-4-UPVC	**1109**

Code	Page
EL53-5-ABS	**1097**
EL53-5-UPVC	**1109**
EL53-6-ABS	**1097**
EL53-6-UPVC	**1109**
EL53-8-UPVC	**1109**
EL-DKOL-06	**161**
EL-DKOL-08	**161**
EL-DKOL-10	**161**
EL-DKOL-12	**161**
EL-DKOL-15	**161**
EL-DKOL-18	**161**
EL-DKOL-22	**161**
EL-DKOL-28	**161**
EL-DKOL-35	**161**
EL-DKOL-42	**161**
EL-DKOS-06	**161**
EL-DKOS-08	**161**
EL-DKOS-10	**161**
EL-DKOS-12	**161**
EL-DKOS-14	**161**
EL-DKOS-16	**161**
EL-DKOS-20	**161**
EL-DKOS-25	**161**
EL-DKOS-30	**161**
EL-DKOS-38	**161**
ELSD 10 L	**134**
ELSD 10 S	**134**
ELSD 12 L	**134**
ELSD 12 S	**134**
ELSD 14 S	**134**
ELSD 15 L	**134**
ELSD 16 S	**134**
ELSD 18 L	**134**
ELSD 20 S	**134**
ELSD 22 L	**134**
ELSD 25 S	**134**
ELSD 28 L	**134**
ELSD 30 S	**134**
ELSD 35 L	**134**
ELSD 38 S	**134**
ELSD 42 L	**134**
ELSD 6 L	**134**
ELSD 6 S	**134**
ELSD 8 L	**134**
ELSD 8 S	**134**
ELVD10L	**129**
ELVD10S	**129**
ELVD12L	**129**
ELVD12S	**129**
ELVD14S	**129**
ELVD15L	**129**
ELVD16S	**129**
ELVD18L	**129**
ELVD20S	**129**
ELVD22L	**129**
ELVD25S	**129**
ELVD28L	**129**
ELVD30S	**129**
ELVD35L	**129**
ELVD38S	**129**
ELVD42L	**129**
ELVD6L	**129**
ELVD6S	**129**
ELVD8L	**129**
ELVD8S	**129**
EMASD10LR	**130**
EMASD10SR	**130**
EMASD12LR	**130**
EMASD12SR	**130**
EMASD6LR	**130**
EMASD6SR	**130**
EMASD8LR	**130**
EMASD8SR	**130**
ENBN-112X100	**1381**
ENBN-112X100N	**1382**
ENBN-112X150	**1381**
ENBN-112X150N	**1382**
ENBN-112X200	**1381**
ENBN-112X200N	**1382**
ENBN-112X300	**1381**
ENBN-112X300N	**1382**
ENBN-112X80	**1381**
ENBN-112X80N	**1382**
ENBN-114X100	**1381**
ENBN-114X100N	**1382**
ENBN-114X150	**1381**
ENBN-114X150N	**1382**
ENBN-114X200	**1381**
ENBN-114X200N	**1382**
ENBN-114X300	**1381**
ENBN-114X300N	**1382**
ENBN-114X80	**1381**
ENBN-114X80N	**1382**
ENBN-12X100	**1381**
ENBN-12X100N	**1382**
ENBN-12X150	**1381**
ENBN-12X150N	**1382**
ENBN-12X200	**1381**
ENBN-12X200N	**1382**
ENBN-12X250	**1381**
ENBN-12X250N	**1382**
ENBN-12X30	**1381**
ENBN-12X300	**1381**
ENBN-12X300N	**1382**
ENBN-12X30N	**1382**
ENBN-12X40	**1381**
ENBN-12X40N	**1382**
ENBN-12X50	**1381**
ENBN-12X50N	**1382**
ENBN-12X60	**1381**
ENBN-12X60N	**1382**
ENBN-12X80	**1381**
ENBN-12X80N	**1382**
ENBN-14X100	**1381**
ENBN-14X100N	**1382**
ENBN-14X200	**1381**
ENBN-14X200N	**1382**
ENBN-14X250	**1381**
ENBN-14X250N	**1382**
ENBN-14X40	**1381**
ENBN-14X40N	**1382**
ENBN-14X60	**1381**
ENBN-14X60N	**1382**
ENBN-14X80	**1381**
ENBN-14X80N	**1382**
ENBN-18X40	**1381**
ENBN-18X40N	**1382**
ENBN-18X60	**1381**
ENBN-18X60N	**1382**
ENBN-1X100	**1381**
ENBN-1X100N	**1382**
ENBN-1X150	**1381**
ENBN-1X150N	**1382**
ENBN-1X200	**1381**
ENBN-1X200N	**1382**
ENBN-1X300	**1381**
ENBN-1X300N	**1382**
ENBN-1X40	**1381**
ENBN-1X40N	**1382**
ENBN-1X50	**1381**
ENBN-1X50N	**1382**
ENBN-1X60	**1381**
ENBN-1X60N	**1382**
ENBN-1X80	**1381**
ENBN-1X80N	**1382**
ENBN-212X100	**1381**
ENBN-212X100N	**1382**
ENBN-212X150	**1381**
ENBN-212X150N	**1382**
ENBN-212X200	**1381**
ENBN-212X200N	**1382**
ENBN-212X300	**1381**
ENBN-212X300N	**1382**
ENBN-2X100	**1381**
ENBN-2X100N	**1382**
ENBN-2X150	**1381**
ENBN-2X150N	**1382**
ENBN-2X200	**1381**
ENBN-2X200N	**1382**
ENBN-2X300	**1381**
ENBN-2X300N	**1382**
ENBN-2X80	**1381**
ENBN-2X80N	**1382**
ENBN-34X100	**1381**
ENBN-34X100N	**1382**
ENBN-34X150	**1381**
ENBN-34X150N	**1382**
ENBN-34X200	**1381**
ENBN-34X200N	**1382**
ENBN-34X300	**1381**
ENBN-34X300N	**1382**
ENBN-34X40	**1381**
ENBN-34X40N	**1382**
ENBN-34X60	**1381**
ENBN-34X60N	**1382**
ENBN-34X80	**1381**
ENBN-34X80N	**1382**
ENBN-38X100	**1381**
ENBN-38X100N	**1382**
ENBN-38X150	**1381**
ENBN-38X150N	**1382**
ENBN-38X200	**1381**
ENBN-38X200N	**1382**
ENBN-38X40	**1381**
ENBN-38X40N	**1382**
ENBN-38X50	**1381**
ENBN-38X50N	**1382**
ENBN-38X60	**1381**
ENBN-38X60N	**1382**
ENBN-38X80	**1381**
ENBN-38X80N	**1382**
ENBN-3X100	**1381**
ENBN-3X100N	**1382**
ENBN-3X150	**1381**
ENBN-3X150N	**1382**
ENBN-3X200	**1381**
ENBN-3X200N	**1382**
ENBN-3X300	**1381**
ENBN-3X300N	**1382**
ENBN-4X100	**1381**
ENBN-4X100N	**1382**
ENBN-4X150	**1381**
ENBN-4X150N	**1382**
ENBN-4X200	**1381**
ENBN-4X200N	**1382**
ENBN-4X300	**1381**
ENBN-4X300N	**1382**
EP02ORR	**1753**
EP06ORR	**1753**
EP10ORR	**1753**
EPB12NFA	**257**
EPB12NFB	**257**
EPB12NFC	**257**
EPB12NFD	**257**
EPB13NFA	**257**
EPB13NFB	**257**
EPB13NFC	**257**
EPB13NFD	**257**
EPB21NFA	**257**
EPB21NFB	**257**
EPB21NFC	**257**
EPB21NFD	**257**
EPB22NFA	**258**
EPB22NFB	**258**
EPB22NFC	**258**
EPB22NFD	**258**
EPB31NFA	**257**
EPB31NFB	**257**
EPB31NFC	**257**
EPB31NFD	**257**
EPB33NFA	**257**
EPB33NFB	**257**
EPB33NFC	**257**
EPB33NFD	**257**
EPB34NFA	**257**
EPB34NFB	**257**
EPB34NFC	**257**
EPB34NFD	**257**
EPDM-1	**1472**
EPDM-112	**1472**
EPDM-114	**1472**
EPDM-12	**1472**
EPDM-2	**1472**
EPDM-212	**1472**
EPDM-3	**1472**
EPDM-34	**1472**
EPDM-4	**1472**
EPF1105QIBPMG081	**247**
EPF1110QIBPMG081	**247**
EPF1-12-10	**247**
EPF1-12-2	**247**
EPF1-12-20	**247**
EPF1-12-5	**247**
EPF2205QIBPMG121	**247**
EPF2210QIBPMG121	**247**
EPF2-34-10	**247**
EPF2-34-2	**247**
EPF2-34-20	**247**
EPF2-34-5	**247**
EPF3-1-10	**247**
EPF3-1-2	**247**
EPF3-1-5	**247**
EPF3205QIBPMG161	**247**
EPF3210QIBPMG161	**247**
EPF4-114-10	**247**
EPF4-114-5	**247**
EPF4205QIBPMG201	**247**
EPF4210QIBPMG201	**247**
EPF5105QIBPMG241	**247**
EPF5110QIBPMG241	**247**
EPF5-112-20	**247**
EPFSK001	**247**
EPFSK002	**247**
EPFSK003	**247**
EPFSK004	**247**
EPG20NFA	**258**
EPG20NFB	**258**
EPG20NFC	**258**
EPG20NFD	**258**
EPG21NFA	**258**
EPG21NFB	**258**
EPG21NFC	**258**
EPG21NFD	**258**
EPG22NFA	**258**
EPG22NFB	**258**
EPG22NFC	**258**
EPG22NFD	**258**
EPG31NFA	**258**
EPG31NFB	**258**
EPG31NFC	**258**
EPG31NFD	**258**
EPS-102100	**938**
EPS-102105	**938**
EPS-102110	**938**
EPS-102115	**938**
EPS-102120	**938**
EPS-102125	**938**
EPS-102150	**938**
EPS-102155	**938**
EPS-102160	**938**
EPS-102165	**938**
EPS-102170	**938**
EPS-102175	**938**
EPS-102200	**938**
EPS-102205	**938**
EPS-102210	**938**
EPS-102215	**938**
EPS-102220	**938**
EPS-102225	**938**
EPS-102420	**939**
EPS-102425	**939**
EPS-102430	**939**
EPS-102450	**939**
EPS-102455	**939**
EPS-102460	**939**
EPS-102470	**939**
EPS-102475	**939**
EPS-102480	**939**
EPS-CFBO-10	**1217**
EPS-CFBO-12	**1217**

Code	Page
EPS-CFBO-15	**1217**
EPS-CFBO-20	**1217**
EPS-CFBO-22	**1217**
EPS-CFBO-25	**1217**
EPS-CFBO-28	**1217**
EPS-CFBO-3/4	**1217**
EPS-CFBO-35	**1217**
EPS-CFBO-42	**1217**
EPS-CFBO-54	**1217**
EPS-CFBO-8	**1217**
EPS-CFBTC-15-12	**1217**
EPS-CFCO-10	**1217**
EPS-CFCO-12	**1217**
EPS-CFCO-15	**1217**
EPS-CFCO-20	**1217**
EPS-CFCO-22	**1217**
EPS-CFCO-25	**1217**
EPS-CFCO-28	**1217**
EPS-CFCO-3/4	**1217**
EPS-CFCO-35	**1217**
EPS-CFCO-42	**1217**
EPS-CFCO-54	**1217**
EPS-CFCO-8	**1217**
EPS-CFE-10	**1216**
EPS-CFE-12	**1216**
EPS-CFE-15	**1216**
EPS-CFE-22	**1216**
EPS-CFE-22-15	**1216**
EPS-CFE-28	**1216**
EPS-CFE-35	**1216**
EPS-CFE-42	**1216**
EPS-CFE-54	**1216**
EPS-CFE-6	**1216**
EPS-CFE-8	**1216**
EPS-CFET-10	**1217**
EPS-CFET-12	**1217**
EPS-CFET-15	**1217**
EPS-CFET-22	**1217**
EPS-CFET-28	**1217**
EPS-CFET-35	**1217**
EPS-CFET-42	**1217**
EPS-CFET-54	**1217**
EPS-CFET-6	**1217**
EPS-CFET-8	**1217**
EPS-CFF-10-12	**1216**
EPS-CFF-10-14	**1216**
EPS-CFF-10-38	**1216**
EPS-CFF-15-12	**1216**
EPS-CFF-15-14	**1216**
EPS-CFF-15-34	**1216**
EPS-CFF-15-38	**1216**
EPS-CFF-22-1	**1216**
EPS-CFF-22-12	**1216**
EPS-CFF-22-34	**1216**
EPS-CFF-28-1	**1216**
EPS-CFF-28-34	**1216**
EPS-CFF-35-114	**1216**
EPS-CFF-42-112	**1216**
EPS-CFF-54-2	**1216**
EPS-CFF-6-14	**1216**
EPS-CFF-8-14	**1216**
EPS-CFF-8-38	**1216**
EPS-CFFE-10-12	**1216**
EPS-CFFE-10-14	**1216**
EPS-CFFE-10-38	**1216**
EPS-CFFE-15-12	**1216**
EPS-CFFE-15-14	**1216**
EPS-CFFE-15-34	**1216**
EPS-CFFE-22-1	**1216**
EPS-CFFE-22-12	**1216**
EPS-CFFE-22-34	**1216**
EPS-CFFE-28-1	**1216**
EPS-CFFE-35-114	**1216**
EPS-CFFE-54-2	**1216**
EPS-CFFE-8-14	**1216**
EPS-CFM-10-12	**1216**
EPS-CFM-10-14	**1216**
EPS-CFM-10-38	**1216**
EPS-CFM-12-14	**1216**
EPS-CFM-12-38	**1216**
EPS-CFM-15-12	**1216**
EPS-CFM-15-14	**1216**
EPS-CFM-15-34	**1216**
EPS-CFM-15-38	**1216**
EPS-CFM-22-1	**1216**
EPS-CFM-22-12	**1216**
EPS-CFM-22-34	**1216**
EPS-CFM-28-1	**1216**
EPS-CFM-28-34	**1216**
EPS-CFM-35-114	**1216**
EPS-CFM-42-112	**1216**
EPS-CFM-54-2	**1216**
EPS-CFM-6-14	**1216**
EPS-CFM-8-12	**1216**
EPS-CFM-8-14	**1216**
EPS-CFM-8-38	**1216**
EPS-CFME-10-12	**1216**
EPS-CFME-10-14	**1216**
EPS-CFME-10-38	**1216**
EPS-CFME-15-12	**1216**
EPS-CFME-15-14	**1216**
EPS-CFME-15-34	**1216**
EPS-CFME-22-1	**1216**
EPS-CFME-22-34	**1216**
EPS-CFME-28-1	**1216**
EPS-CFME-35-114	**1216**
EPS-CFME-42-112	**1216**
EPS-CFME-54-2	**1216**
EPS-CFME-8-14	**1216**
EPS-CFME-8-38	**1216**
EPS-CFN-10	**1217**
EPS-CFN-15	**1217**
EPS-CFN-22	**1217**
EPS-CFN-28	**1217**
EPS-CFN-8	**1217**
EPS-CFR-10-8	**1216**
EPS-CFR-12-10	**1216**
EPS-CFR-15-10	**1216**
EPS-CFR-15-12	**1216**
EPS-CFR-15-8	**1216**
EPS-CFR-22-15	**1216**
EPS-CFR-28-15	**1216**
EPS-CFR-28-22	**1216**
EPS-CFR3-10-6	**1217**
EPS-CFR3-10-8	**1217**
EPS-CFR3-15-10	**1217**
EPS-CFR3-15-12	**1217**
EPS-CFR3-15-8	**1217**
EPS-CFR3-28-15	**1217**
EPS-CFR3-28-22	**1217**
EPS-CFR3-35-15	**1217**
EPS-CFR3-35-22	**1217**
EPS-CFR3-42-15	**1217**
EPS-CFR3-42-28	**1217**
EPS-CFR3-54-28	**1217**
EPS-CFR3-54-42	**1217**
EPS-CFS-10	**1216**
EPS-CFS-12	**1216**
EPS-CFS-15	**1216**
EPS-CFS-22	**1216**
EPS-CFS-28	**1216**
EPS-CFS-35	**1216**
EPS-CFS-42	**1216**
EPS-CFS-54	**1216**
EPS-CFS-6	**1216**
EPS-CFS-8	**1216**
EPS-CFSE-10	**1217**
EPS-CFSE-12	**1217**
EPS-CFSE-15	**1217**
EPS-CFSE-22	**1217**
EPS-CFSE-28	**1217**
EPS-CFSE-35	**1217**
EPS-CFSE-42	**1217**
EPS-CFSE-54	**1217**
EPS-CFSE-8	**1217**
EPS-CFSTC-15-12	**1217**
EPS-CFSTC-15-34	**1217**
EPS-CFSTC-22-34	**1217**
EPS-CFTC-15	**1217**
EPS-CFTC-22	**1217**
EPS-CFTC-28	**1217**
EPS-CFTC-35	**1217**
EPS-CFTC-42	**1217**
EPS-CFTC-54	**1217**
EPS-CFWE-15-12	**1216**
EPS-CFWE-22-12	**1216**
EPS-CFWE-22-34	**1216**
EPS-CS10-S	**1546**
EPS-CS15-S	**1546**
EPS-CS215-S	**1546**
EPS-CS22-S	**1546**
EPS-CS28-S	**1546**
EPS-CS35-S	**1546**
EPS-CS42-S	**1546**
EPS-CS54-S	**1546**
EPS-DPBSP15CP-S	**1546**
EPS-DPBSP15-S	**1546**
EPS-DPBSP22-S	**1546**
EPS-DPBSP28CP-S	**1546**
EPS-DPBSP28-S	**1546**
EPS-DPBSP35CP-S	**1546**
EPS-DPBSP35-S	**1546**
EPS-DPBSP42-S	**1546**
EPS-DPBSP54-S	**1546**
EPS-FP10CP-S	**1545**
EPS-FP10-S	**1545**
EPS-HB15CP-S	**1545**
EPS-HB15-S	**1545**
EPS-HB22CP-S	**1545**
EPS-HB22-S	**1545**
EPS-HB28CP-S	**1545**
EPS-HB28-S	**1545**
EPS-HB35-S	**1545**
EPS-HB42CP-S	**1545**
EPS-HB42-S	**1545**
EPS-HB54-S	**1545**
EPS-MP10CP-S	**1545**
EPS-MP10-S	**1545**
EPS-MR15CP-S	**1545**
EPS-MR15D-S	**1545**
EPS-MR15-S	**1545**
EPS-MR22CP-S	**1545**
EPS-MR22D-S	**1545**
EPS-MR22-S	**1545**
EPS-MR28CP-S	**1545**
EPS-MR28-S	**1545**
EPS-MR35CP-S	**1545**
EPS-MR35D-S	**1545**
EPS-MR35-S	**1545**
EPS-MR42CP-S	**1545**
EPS-MR42-S	**1545**
EPS-MR54CP-S	**1545**
EPS-MR54D-S	**1545**
EPS-MR54-S	**1545**
EPS-MR67-S	**1545**
EPS-MR76-S	**1545**
EPS-MRBSP22-S	**1546**
EPS-MRBSP28-S	**1546**
EPS-MRBSP35CP-S	**1546**
EPS-MRBSP35D-S	**1546**
EPS-MRBSP35-S	**1546**
EPS-MRBSP54D-S	**1546**
EPS-MRBSP67-S	**1546**
EPS-MRBSP76-S	**1546**
EPS-SO15CP-S	**1545**
EPS-SO15-S	**1545**
EPS-SO22CP-S	**1545**
EPS-SO22-S	**1545**
EPS-SO28CP-S	**1545**
EPS-SO28-S	**1545**
EPS-SO35CP-S	**1545**
EPS-SO35-S	**1545**
EPS-SO42CP-S	**1545**
EPS-SO42-S	**1545**
EPS-SO54CP-S	**1545**
EPS-SO54-S	**1545**
EPS-SOPB12-S	**1545**
EPS-SOPB15CP-S	**1545**
EPS-SOPB15-S	**1545**
EPS-SOPB22CP-S	**1545**
EPS-SOPB22-S	**1545**
EPS-SOPB28CP-S	**1545**
EPS-SOPB28-S	**1545**
EPS-SOPB35CP-S	**1545**
EPS-SOPB35-S	**1545**
ER99.06.02	**1067**
ER99.06.03	**1067**
ERA21NFC	**259**
ERA21NFD	**259**
ERA31NFC	**259**
ERA31NFD	**259**
ERA32NFC	**259**
ERA32NFD	**259**
ERA41NFC	**259**
ERA41NFD	**259**
ERA51NFC	**259**
ERA51NFD	**259**
ERA53NFC	**259**
ERA53NFD	**259**
ES12	**1208**
ES14	**1208**
ES316	**1208**
ES34	**1208**
ES38	**1208**
ES4-L-06-WD	**152**
ES4-L-08-WD	**152**
ES4-L-10-WD	**152**
ES4-L-12-WD	**152**
ES4-L-15-WD	**152**
ES4-L-18-WD	**152**
ES4-L-22-WD	**152**
ES4-L-28-WD	**152**
ES4-L-35-WD	**152**
ES4-L-42-WD	**152**
ES4-S-06-WD	**152**
ES4-S-08-WD	**152**
ES4-S-10-WD	**152**
ES4-S-12-WD	**152**
ES4-S-14-WD	**152**
ES4-S-16-WD	**152**
ES4-S-20-WD	**152**
ES4-S-25-WD	**152**
ES4-S-30-WD	**152**
ES4-S-38-WD	**152**
ES516	**1208**
ESE11NFA	**259**
ESE11NFB	**259**
ESE11NFC	**259**
ESE11NFD	**259**
ESE12NFA	**259**
ESE12NFB	**259**
ESE12NFC	**259**
ESE12NFD	**259**
ESE21NFA	**259**
ESE21NFB	**259**
ESE21NFC	**259**
ESE21NFD	**259**
ESE22NFA	**259**
ESE22NFB	**259**
ESE22NFC	**259**
ESE22NFD	**259**
ESI-1	**1113**
ESI-112	**1113**
ESI-114	**1113**
ESI-12	**1113**
ESI-2	**1113**
ESI-34	**1113**
ESR12	**631**
ESR14	**631**
ESR18	**631**
ESR38	**631**
ESRI-1	**1113**
ESRI-12	**1113**
ESRI-2	**1113**
ESRI-34	**1113**
ESV10L	**127**
ESV-10L-FT	**155**
ESV10S	**127**
ESV-10S-FT	**155**
ESV12L	**127**

Code	Page
ESV-12L-FT	**155**
ESV12S	**127**
ESV-12S-FT	**155**
ESV14S	**127**
ESV-14S-FT	**155**
ESV15L	**127**
ESV-15L-FT	**155**
ESV16S	**127**
ESV-16S-FT	**155**
ESV18L	**127**
ESV-18L-FT	**155**
ESV-20L-FT	**155**
ESV20S	**127**
ESV-20S-FT	**155**
ESV22L	**127**
ESV25S	**127**
ESV-25S-FT	**155**
ESV28L	**127**
ESV-28L-FT	**155**
ESV30S	**127**
ESV35L	**127**
ESV38S	**127**
ESV42L	**127**
ESV6L	**127**
ESV-6L-FT	**155**
ESV-6S-FT	**155**
ESV8L	**127**
ESV-8L-FT	**155**
ESV8S	**127**
ESV-8S-FT	**155**
ET-1	**1181**
ET-112	**1181**
ET-114	**1181**
ET-12	**1181**
ET-14	**1181**
ET-18	**1181**
ET-2	**1181**
ET-212	**1181**
ET-3	**1181**
ET-34	**1181**
ET-38	**1181**
ET-38-5	**1107**
ET-4	**1181**
ET-DKOL-06	**161**
ET-DKOL-08	**161**
ET-DKOL-10	**161**
ET-DKOL-12	**161**
ET-DKOL-15	**161**
ET-DKOL-18	**161**
ET-DKOL-22	**161**
ET-DKOL-28	**161**
ET-DKOL-35	**161**
ET-DKOL-42	**161**
ET-DKOS-06	**161**
ET-DKOS-08	**161**
ET-DKOS-10	**161**
ET-DKOS-12	**161**
ET-DKOS-14	**161**
ET-DKOS-16	**161**
ET-DKOS-20	**161**
ET-DKOS-25	**161**
ET-DKOS-30	**161**
ET-DKOS-38	**161**
ETSD 10 L	**134**
ETSD 10 S	**134**
ETSD 12 L	**134**
ETSD 12 S	**134**
ETSD 14 S	**134**
ETSD 15 L	**134**
ETSD 16 S	**134**
ETSD 18 L	**134**
ETSD 20 S	**134**
ETSD 22 L	**134**
ETSD 25 S	**134**
ETSD 28 L	**134**
ETSD 30 S	**134**
ETSD 35 L	**134**
ETSD 38 S	**134**
ETSD 42 L	**134**
ETSD 6 L	**134**
ETSD 6 S	**134**
ETSD 8 L	**134**
ETSD 8 S	**134**
ETVD10L	**129**
ETVD10S	**129**
ETVD12L	**129**
ETVD12S	**129**
ETVD14S	**129**
ETVD15L	**129**
ETVD16S	**129**
ETVD18L	**129**
ETVD20S	**129**
ETVD22L	**129**
ETVD25S	**129**
ETVD28L	**129**
ETVD30S	**129**
ETVD35L	**129**
ETVD38S	**129**
ETVD42L	**129**
ETVD6L	**129**
ETVD6S	**129**
ETVD8L	**129**
ETVD8S	**129**
EV-12	**982**
EV-14	**982**
EV-18	**982**
EV-38	**982**
EV-DKOL-06	**152**
EV-DKOL-08	**152**
EV-DKOL-10	**152**
EV-DKOL-12	**152**
EV-DKOL-15	**152**
EV-DKOL-18	**152**
EV-DKOL-22	**152**
EV-DKOL-28	**152**
EV-DKOL-35	**152**
EV-DKOL-42	**152**
EVGE-10L-14MEO	**148**
EVGE-10L-4EO	**148**
EVGE-10L-6EO	**148**
EVGE-10L-8EO	**148**
EVGE-10S-16MEO	**148**
EVGE-10S-4EO	**148**
EVGE-10S-6EO	**148**
EVGE-10S-8EO	**148**
EVGE-12L-4EO	**148**
EVGE-12L-6EO	**148**
EVGE-12L-8EO	**148**
EVGE-12S-18MEO	**148**
EVGE-12S-4EO	**148**
EVGE-12S-6EO	**148**
EVGE-12S-8EO	**148**
EVGE-14S-20MEO	**148**
EVGE-14S-8EO	**148**
EVGE-15L-18MEO	**148**
EVGE-15L-6EO	**148**
EVGE-15L-8EO	**148**
EVGE-16S-12EO	**148**
EVGE-16S-22MEO	**148**
EVGE-16S-6EO	**148**
EVGE-16S-8EO	**148**
EVGE-18L-12EO	**148**
EVGE-18L-22MEO	**148**
EVGE-18L-6EO	**148**
EVGE-18L-8EO	**148**
EVGE-20S-12EO	**148**
EVGE-20S-27MEO	**148**
EVGE-20S-8EO	**148**
EVGE-22L-12EO	**148**
EVGE-22L-26MEO	**148**
EVGE-22L-6EO	**148**
EVGE-22L-8EO	**148**
EVGE-25S-12EO	**148**
EVGE-25S-16EO	**148**
EVGE-28L-12EO	**148**
EVGE-28L-16EO	**148**
EVGE-28L-33MEO	**148**
EVGE-30S-20EO	**148**
EVGE-30S-42MEO	**148**
EVGE-35L-20EO	**148**
EVGE-35L-42MEO	**148**
EVGE-38S-24EO	**148**
EVGE-38S-48MEO	**148**
EVGE-42L-24EO	**148**
EVGE-42L-48MEO	**148**
EVGE-6L-10MEO	**148**
EVGE-6L-2EO	**148**
EVGE-6S-12MEO	**148**
EVGE-6S-2EO	**148**
EVGE-6S-4EO	**148**
EVGE-8L-12MEO	**148**
EVGE-8L-4EO	**148**
EVGE-8L-6EO	**148**
EVGE-8S-14MEO	**148**
EVGE-8S-4EO	**148**
EVGE-8S-6EO	**148**
EVL-10L	**149**
EVL-10S	**149**
EVL-12L	**149**
EVL-12S	**149**
EVL-14S	**149**
EVL-15L	**149**
EVL-16S	**149**
EVL-18L	**149**
EVL-20S	**149**
EVL-22L	**149**
EVL-25S	**149**
EVL-28L	**149**
EVL-30S	**149**
EVL-35L	**149**
EVL-38S	**149**
EVL-42L	**149**
EVL-6L	**149**
EVL-6S	**149**
EVL-8L	**149**
EVL-8S	**149**
EVMM-12	**982**
EVMM-14	**982**
EVMM-18	**982**
EVMM-38	**982**
EVT-10L	**148**
EVT-10S	**148**
EVT-12L	**148**
EVT-12S	**148**
EVT-14S	**148**
EVT-15L	**148**
EVT-16S	**148**
EVT-18L	**148**
EVT-20S	**148**
EVT-22L	**148**
EVT-25S	**148**
EVT-28L	**148**
EVT-30S	**148**
EVT-35L	**148**
EVT-38S	**148**
EVT-42L	**148**
EVT-6L	**148**
EVT-6S	**148**
EVT-8L	**148**
EVT-8S	**148**
EVW-10L	**151**
EVW-10S	**151**
EVW-12L	**151**
EVW-12S	**151**
EVW-14S	**151**
EVW-15L	**151**
EVW-16S	**151**
EVW-18L	**151**
EVW-20S	**151**
EVW-22L	**151**
EVW-25S	**151**
EVW-28L	**151**
EVW-30S	**151**
EVW-35L	**151**
EVW-38S	**151**
EVW-42L	**151**
EVW-6L	**151**
EVW-6S	**151**
EVW-8L	**151**
EVW-8S	**151**
EW-DKOL-06	**161**
EW-DKOL-08	**161**
EW-DKOL-10	**161**
EW-DKOL-12	**161**
EW-DKOL-15	**161**
EW-DKOL-18	**161**
EW-DKOL-22	**161**
EW-DKOL-28	**161**
EW-DKOL-35	**161**
EW-DKOL-42	**161**
EW-DKOS-06	**161**
EW-DKOS-08	**161**
EW-DKOS-10	**161**
EW-DKOS-12	**161**
EW-DKOS-14	**161**
EW-DKOS-16	**161**
EW-DKOS-20	**161**
EW-DKOS-25	**161**
EW-DKOS-30	**161**
EW-DKOS-38	**161**
EWSD 10 L	**134**
EWSD 10 S	**134**
EWSD 12 L	**134**
EWSD 12 S	**134**
EWSD 14 S	**134**
EWSD 15 L	**134**
EWSD 16 S	**134**
EWSD 18 L	**134**
EWSD 20 S	**134**
EWSD 22 L	**134**
EWSD 25 S	**134**
EWSD 28 L	**134**
EWSD 30 S	**134**
EWSD 35 L	**134**
EWSD 38 S	**134**
EWSD 42 L	**134**
EWSD 45 10 L	**134**
EWSD 45 10 S	**134**
EWSD 45 12 L	**134**
EWSD 45 12 S	**134**
EWSD 45 15 L	**134**
EWSD 45 16 S	**134**
EWSD 45 18 L	**134**
EWSD 45 20 S	**134**
EWSD 45 22 L	**134**
EWSD 45 25 S	**134**
EWSD 45 28 L	**134**
EWSD 45 30 S	**134**
EWSD 45 35 L	**134**
EWSD 45 38 S	**134**
EWSD 45 42 L	**134**
EWSD 45 6 L	**134**
EWSD 45 6 S	**134**
EWSD 45 8 L	**134**
EWSD 45 8 S	**134**
EWSD 6 L	**134**
EWSD 6 S	**134**
EWSD 8 L	**134**
EWSD 8 S	**134**
EWVD10L	**129**
EWVD10S	**129**
EWVD12L	**129**
EWVD12S	**129**
EWVD14S	**129**
EWVD15L	**129**
EWVD16S	**129**
EWVD18L	**129**
EWVD20S	**129**
EWVD22L	**129**
EWVD25S	**129**
EWVD28L	**129**
EWVD30S	**129**
EWVD35L	**129**
EWVD38S	**129**
EWVD42L	**129**
EWVD6L	**129**
EWVD6S	**129**
EWVD8L	**129**
EWVD8S	**129**
EX12	**1208**

Code	Page
EX14	**1208**
EX516	**1208**
EY53-112-ABS	**1097**
EY53-112-UPVC	**1109**
EY53-114-ABS	**1097**
EY53-114-UPVC	**1109**
EY53-12-ABS	**1097**
EY53-12-UPVC	**1109**
EY53-1-ABS	**1097**
EY53-1-UPVC	**1109**
EY53-212-ABS	**1097**
EY53-212-UPVC	**1109**
EY53-2-ABS	**1097**
EY53-2-UPVC	**1109**
EY53-34-ABS	**1097**
EY53-34-UPVC	**1109**
EY53-3-ABS	**1097**
EY53-3-UPVC	**1109**
EY53-4-ABS	**1097**
EY53-4-UPVC	**1109**
EY53-5-UPVC	**1109**
EY53-6-ABS	**1097**
EY53-6-UPVC	**1109**
EY53-8-UPVC	**1109**
F	
F 100	**511**
F 125	**511**
F 160	**511**
F 200	**511**
F 32	**511**
F 40	**511**
F 50	**511**
F 61 100	**511**
F 61 125	**511**
F 61 32	**511**
F 61 40	**511**
F 61 50	**511**
F 61 80	**511**
F 63	**511**
F 63 100	**511**
F 63 125	**511**
F 63 32	**511**
F 63 40	**511**
F 63 50	**511**
F 63 63	**511**
F 63 80	**511**
F 80	**511**
F07-100-A3TG	**690**
F07-200-A3TG	**690**
F10	**141**
F112-AU	**1468**
F112-AU-NPT	**1468**
F112-BR	**1471**
F112-BR-NPT	**1471**
F112-PP	**1470**
F112-PP-NPT	**1470**
F112-SS	**1469**
F112-SS-NPT	**1469**
F114-AU	**1468**
F114-AU-NPT	**1468**
F114-BR	**1471**
F114-BR-NPT	**1471**
F114-PP	**1470**
F114-SS	**1469**
F114-SS-NPT	**1469**
F12	**141**
F12/34-PP-NPT	**1470**
F12-AU	**1468**
F12-AU-NPT	**1468**
F12-BR	**1471**
F12-BR-NPT	**1471**
F12-PP	**1470**
F12-SS	**1469**
F12-SS-NPT	**1469**
F133-14-110	**1040**
F133-14-230	**1040**
F133-14-24	**1040**
F133-18-110	**1040**
F133-18-230	**1040**
F133-18-24	**1040**
F133-38-110	**1040**
F133-38-230	**1040**
F133-38-24	**1040**
F16	**141**
F180-1-110	**1040**
F180-112-110	**1040**
F180-112-230	**1040**
F180-112-24	**1040**
F180-12-110	**1040**
F180-12-230	**1040**
F180-12-24	**1040**
F180-1-230	**1040**
F180-1-24	**1040**
F180-2-110	**1040**
F180-2-230	**1040**
F180-2-24	**1040**
F180-34-110	**1040**
F180-34-230	**1040**
F180-34-24	**1040**
F180-38-110	**1040**
F180-38-230	**1040**
F180-38-24	**1040**
F1-AU	**1468**
F1-AU-NPT	**1468**
F1-BR	**1471**
F1-BR-NPT	**1471**
F1-PP	**1470**
F1-PP-NPT	**1470**
F1-SS	**1469**
F1-SS-NPT	**1469**
F20	**141**
F212-AU	**1468**
F212-AU-NPT	**1468**
F212-BR	**1471**
F212-BR-NPT	**1471**
F212-SS	**1469**
F212-SS-NPT	**1469**
F24	**141**
F280-1-110	**1040**
F280-112-230	**1040**
F280-112-24	**1040**
F280-12-110	**1040**
F280-12-230	**1040**
F280-12-24	**1040**
F280-1-230	**1040**
F280-1-24	**1040**
F280-2-110	**1040**
F280-2-230	**1040**
F280-2-24	**1040**
F280-34-110	**1040**
F280-34-230	**1040**
F280-34-24	**1040**
F280-38-110	**1040**
F280-38-230	**1040**
F280-38-24	**1040**
F2-AU	**1468**
F2-AU-NPT	**1468**
F2-BR	**1471**
F2-BR-NPT	**1471**
F2-PP	**1470**
F2-PP-NPT	**1470**
F2SC-04	**16**
F2SC-06	**16**
F2SC-08	**16**
F2SC-12	**16**
F2SC-16	**16**
F2-SS	**1469**
F2-SS-NPT	**1469**
F333-14-110	**1041**
F333-14-230	**1041**
F333-14-24	**1041**
F333-18-110	**1041**
F333-18-230	**1041**
F333-18-24	**1041**
F34-AU	**1468**
F34-AU-NPT	**1468**
F34-BR	**1471**
F34-PP	**1470**
F34-PP-NPT	**1470**
F34-SS	**1469**
F34-SS-NPT	**1469**
F39-100-A0TG	**689**
F39-200-M0MG	**689**
F39-200-M0TG	**689**
F3-AU	**1468**
F3-AU-NPT	**1468**
F3-BR	**1471**
F3-BR-NPT	**1471**
F3-PP	**1470**
F3-PP-NPT	**1470**
F3-SS	**1469**
F3-SS-NPT	**1469**
F4	**141**
F4-AU	**1468**
F4-AU-NPT	**1468**
F4-BR	**1471**
F4-BR-NPT	**1471**
F4-PP	**1470**
F4-PP-NPT	**1470**
F4-SS	**1469**
F4-SS-NPT	**1469**
F5	**141**
F6	**141**
F64G-NNN-AD3	**684**
F64G-NNN-MD3	**684**
F64H-3GD-MD0	**684**
F64H-4GD-MD0	**684**
F68G-NNN-AR3	**684**
F68G-NNN-MR3	**684**
F68H-8GD-MU0	**684**
F6-AU	**1468**
F6-AU-NPT	**1468**
F6-BR	**1471**
F8	**141**
F82C-2GD-AP0	**687**
F82C-2GD-QP0	**687**
F82G-2GN-AP3	**687**
F82G-2GN-QP3	**687**
F84C-3GD-AP0	**687**
F84C-3GD-QP0	**687**
F84C-4GD-AP0	**687**
F84C-4GD-QP0	**687**
F84G-3GN-AP3	**687**
F84G-3GN-QP3	**687**
F84G-4GN-AP3	**687**
F84G-4GN-QP3	**687**
FA13A13ISPN	**355**
FA17A17ISPN	**355**
FASA150-110-UPVC	**1105**
FASA150-25-UPVC	**1105**
FASA150-32-UPVC	**1105**
FASA150-40-UPVC	**1105**
FASA150-50-UPVC	**1105**
FASA150-63-UPVC	**1105**
FASA150-90-UPVC	**1105**
FASA150HT2	**1492**
FB09B	**1519**
FB13B	**1519**
FB13H	**1519**
FB16B	**1519**
FB19B	**1519**
FB19H	**1519**
FBP1	**1208**
FBP12	**1208**
FBP14	**1208**
FBP18	**1208**
FBP34	**1208**
FBP38	**1208**
FBSOTD-10	**1387**
FBSOTD-2	**1387**
FBSOTD-3	**1387**
FBSOTD-300	**1387**
FBSOTD-4	**1387**
FBSOTD-612	**1387**
FBSOTD-658	**1387**
FBSOTD-8	**1387**
FBSOTE-1	**1387**
FBSOTE-10	**1387**
FBSOTE-112	**1387**
FBSOTE-114	**1387**
FBSOTE-12	**1387**
FBSOTE-2	**1387**
FBSOTE-212	**1387**
FBSOTE-3	**1387**
FBSOTE-34	**1387**
FBSOTE-4	**1387**
FBSOTE-5	**1387**
FBSOTE-612	**1387**
FBSOTE-658	**1387**
FBSOTE-8	**1387**
FBSTD-1	**1387**
FBSTD-114	**1387**
FBSTD-12	**1387**
FBSTD-2	**1387**
FBSTD-212	**1387**
FBSTD-3	**1387**
FBSTD-34	**1387**
FBSTD-4	**1387**
FBSTD-6	**1387**
FBSTE-1	**1387**
FBSTE-112	**1387**
FBSTE-114	**1387**
FBSTE-12	**1387**
FBSTE-2	**1387**
FBSTE-212	**1387**
FBSTE-3	**1387**
FBSTE-34	**1387**
FBSTE-4	**1387**
FBSTE-5	**1387**
FBSTE-6	**1387**
FBT	**1519**
FBT-1000-1000N	**169**
FBT-1000-750N	**169**
FBT-10-250N	**175**
FBT-12-250N	**175**
FBT-12-375N	**175**
FBT-125-125N	**169**
FBT-16-500N	**175**
FBT-250-125N	**169**
FBT-250-250N	**169**
FBT-375-250N	**169**
FBT-375-375N	**169**
FBT-375-500N	**169**
FBT-500-250N	**169**
FBT-500-375N	**169**
FBT-500-500N	**169**
FBT-6-125N	**175**
FBT-6-250N	**175**
FBT-625-500N	**169**
FBT-750-750N	**169**
FBT-8-125N	**175**
FBT-8-250N	**175**
FBU-112	**1113**
FBU-112-ABS	**1098**
FBU-114-ABS	**1098**
FBU-12-ABS	**1098**
FBU-1-ABS	**1098**
FBU-2-ABS	**1098**
FBU-34-ABS	**1098**
FC04	**355**
FC10	**1174**
FC-1000-1000N	**167**
FC-1000-750N	**167**
FC-10-125RT	**174**
FC-10-250N	**174**
FC-10-250RG	**174**
FC-10-250RT	**174**
FC-10-375N	**174**
FC-10-375RG	**174**
FC-10-375RT	**174**
FC-10-500N	**174**
FC-10-500RG	**174**
FC-10-500RT	**174**
FC10-8	**141**
FC12-12	**141**
FC-12-125RT	**174**
FC-12-250N	**174**
FC-12-250RG	**174**
FC-12-250RT	**174**
FC-12-375N	**174**

Code	Page
FC-12-375RG	**174**
FC-12-375RT	**174**
FC-12-500N	**174**
FC-12-500RG	**174**
FC-12-500RT	**174**
FC-125-125N	**167**
FC-125-250N	**167**
FC-12-750RT	**174**
FC13	**1174**
FC14-12	**141**
FC-15-375RT	**174**
FC-15-500N	**174**
FC-15-500RT	**174**
FC16-16	**141**
FC-16-500N	**174**
FC17	**1174**
FC-187-125N	**167**
FC20-20	**141**
FC-20-500N	**174**
FC-20-500RG	**174**
FC-20-500RT	**174**
FC-20-750N	**174**
FC-20-750RT	**174**
FC21	**1174**
FC-22-1000N	**174**
FC-22-1000RT	**174**
FC-22-500RG	**174**
FC-22-750N	**174**
FC-22-750RT	**174**
FC24-24	**141**
FC-250-125N	**167**
FC-250-125RT	**167**
FC-250-250N	**167**
FC-250-250RG	**167**
FC-250-250RT	**167**
FC-250-375N	**167**
FC-250-375RG	**167**
FC-250-375RT	**167**
FC-250-500N	**167**
FC-250-500RG	**167**
FC-250-500RT	**167**
FC-25-1000N	**174**
FC-25-1000RT	**174**
FC-25-750N	**174**
FC-25-750RT	**174**
FC-312-125N	**167**
FC-312-250N	**167**
FC-312-250RG	**167**
FC-312-375N	**167**
FC-312-500RG	**167**
FC-3-125N	**174**
FC-3-125RT	**174**
FC-3-250N	**174**
FC-3-250RG	**174**
FC-375-125N	**167**
FC-375-250N	**167**
FC-375-250RG	**167**
FC-375-250RT	**167**
FC-375-375N	**167**
FC-375-375RG	**167**
FC-375-375RT	**167**
FC-375-500N	**167**
FC-375-500RG	**167**
FC-375-500RT	**167**
FC-375-750N	**167**
FC-4-125N	**174**
FC4-4	**141**
FC-500-250N	**167**
FC-500-250RT	**167**
FC-500-375N	**167**
FC-500-375RG	**167**
FC-500-375RT	**167**
FC-500-500N	**167**
FC-500-500RG	**167**
FC-500-500RT	**167**
FC-500-750N	**167**
FC-6-125N	**174**
FC-6-125RT	**174**
FC-6-250N	**174**
FC-6-250RG	**174**
FC-6-250RT	**174**
FC-625-375N	**167**
FC-625-500N	**167**
FC-625-750N	**167**
FC-6-375N	**174**
FC-6-375RG	**174**
FC-6-375RT	**174**
FC6-4	**141**
FC-6-500N	**174**
FC-6-500RG	**174**
FC-6-500RT	**174**
FC6-6	**141**
FC6-8	**141**
FC-750-500N	**167**
FC-750-750N	**167**
FC-8-125N	**174**
FC-8-125RT	**174**
FC-8-250N	**174**
FC-8-250RG	**174**
FC-8-250RT	**174**
FC-8-375N	**174**
FC-8-375RG	**174**
FC-8-375RT	**174**
FC8-4	**141**
FC-8-500N	**174**
FC-8-500RG	**174**
FC-8-500RT	**174**
FC8-6	**141**
FC-875-750N	**167**
FC8-8	**141**
FD10	**1174**
FD13	**1174**
FD17	**1174**
FD21	**1174**
FDHT2	**1492**
FDHT3	**1492**
FDHT4	**1492**
FDHT5	**1492**
FDHT6	**1492**
FE10	**1174**
FE-1000-1000N	**169**
FE-1000-750N	**169**
FE101	**355**
FE-10-125N	**176**
FE-10-250N	**176**
FE-12-250N	**176**
FE-12-375N	**176**
FE-12-500N	**176**
FE-125-125N	**169**
FE-125-250N	**169**
FE13	**1174**
FE-16-500N	**176**
FE17	**1174**
FE-187-125N	**169**
FE21	**1174**
FE-250-125N	**169**
FE-250-250N	**169**
FE-250-375N	**169**
FE-250-500N	**169**
FE-312-125N	**169**
FE-312-250N	**169**
FE-375-125N	**169**
FE-375-250N	**169**
FE-375-375N	**169**
FE-375-500N	**169**
FE-500-250N	**169**
FE-500-375N	**169**
FE-500-500N	**169**
FE-6-125N	**176**
FE-6-250N	**176**
FE-625-375N	**169**
FE-625-500N	**169**
FE-6-500N	**176**
FE-750-500N	**169**
FE-750-750N	**169**
FE-8-250N	**176**
FE-875-750N	**169**
FEHT2	**1492**
FEHT3	**1492**
FEHT4	**1492**
FET14-38	**1144**
FET14-516	**1144**
FET38-12	**1144**
FET38-38	**1144**
FF-10	**178**
FF-1000	**172**
FF10-CS-M5M	**740**
FF10-N-M5M	**740**
FF10-S-M5M	**740**
FF10-WS-M5M	**740**
FF10-WS-M5M-FDA	**740**
FF-12	**178**
FF-125	**172**
FF13267	**111**
FF13268	**111**
FF13269	**111**
FF13270	**111**
FF13271	**111**
FF13272	**111**
FF13273	**111**
FF13570	**111**
FF13571	**111**
FF-14	**178**
FF-15	**178**
FF15-CS	**740**
FF15-N	**740**
FF15-S	**740**
FF15-WS	**740**
FF15-WS-FDA	**740**
FF15X-CS	**740**
FF15X-N	**740**
FF15X-S	**740**
FF15X-WS	**740**
FF15X-WS-FDA	**740**
FF-16	**178**
FF-18	**178**
FF-187	**172**
FF-20	**178**
FF20-CS	**741**
FF20-N	**741**
FF20-S	**741**
FF20-WS	**741**
FF20-WS-FDA	**741**
FF20X-CS	**741**
FF20X-N	**741**
FF20X-S	**741**
FF20X-WS	**741**
FF20X-WS-FDA	**741**
FF-22	**178**
FF-25	**178**
FF-250	**172**
FF2510	**311**
FF2516	**311**
FF2520	**311**
FF2526	**311**
FF25-CS	**741**
FF25-N	**741**
FF25-S	**741**
FF25-WS	**741**
FF25-WS-FDA	**741**
FF-3	**178**
FF30-112-ABS	**1099**
FF30-112-UPVC	**1111**
FF30-114-ABS	**1099**
FF30-114-UPVC	**1111**
FF30-12-ABS	**1099**
FF30-12-UPVC	**1111**
FF30-1-ABS	**1099**
FF30-1-UPVC	**1111**
FF30-2-ABS	**1099**
FF30-2-UPVC	**1111**
FF30-34-ABS	**1099**
FF30-34-UPVC	**1111**
FF30-3-ABS	**1099**
FF30-3-UPVC	**1111**
FF30-4-ABS	**1099**
FF30-4-UPVC	**1111**
FF30-CS	**741**
FF30-N	**741**
FF30-S	**741**
FF30-WS	**741**
FF30-WS-FDA	**741**
FF-312	**172**
FF31-2-ABS	**1099**
FF-375	**172**
FF-4	**178**
FF-500	**172**
FF-6	**178**
FF-625	**172**
FF-750	**172**
FF-8	**178**
FF-875	**172**
FFA02/02NP	**1175**
FFA04/04NP	**1175**
FFA06/06NP	**1175**
FFA08/08NP	**1175**
FFA12/12NP	**1175**
FFA16/16NP	**1175**
FFDC-04	**292**
FFDC-06	**292**
FFDC-08	**292**
FFDC-12	**292**
FFDC-16	**292**
FFDP-04	**292**
FFDP-06	**292**
FFDP-08	**292**
FFDP-12	**292**
FFDP-16	**292**
FFH02/03	**1143**
FFH02/04	**1143**
FFH02/05	**1143**
FFH02/06	**1143**
FFH04/03	**1143**
FFH04/04	**1143**
FFH04/05	**1143**
FFH04/06	**1143**
FFH06/04	**1143**
FFH06/05	**1143**
FFH06/06	**1143**
FFH06/08	**1143**
FFH08/04	**1143**
FFH08/05	**1143**
FFH08/06	**1143**
FFH08/08	**1143**
FFH08/10	**1143**
FFH08/12	**1143**
FFH08/16	**1143**
FFILT.EL	**1627**
FFILT.ELW	**1627**
FFILT.KIT	**1627**
FFILT.KITW	**1627**
FFR04/02NP	**1176**
FFR06/04NP	**1176**
FFR08/04NP	**1176**
FFR08/06NP	**1176**
FFR12/04NP	**1176**
FFR12/06NP	**1176**
FFR12/08NP	**1176**
FFR16/08NP	**1176**
FFR16/12NP	**1176**
FFTA-50-112-UPVC	**1107**
FG4E	**1654**
FG6E	**1654**
FGB-1	**1672**
FGR-1-18	**280**
FGR-3-18	**280**
FGSG-10	**48**
FGSG-12	**48**
FGSG-14	**48**
FGSG-16	**48**
FGSG-20	**48**
FGSG-25	**48**
FGSG-32	**48**
FGSG-42	**48**
FGSG-50	**48**
FGSG-60	**48**
FH10/14FF	**1143**
FH10/18	**1143**
FH10/18FF	**1143**
FH10/316	**1143**

Code	Page
FH10/316FF	**1143**
FH13/14	**1143**
FH13/14FF	**1143**
FH13/14SS	**1181**
FH13/18	**1143**
FH13/316	**1143**
FH13/316FF	**1143**
FH13/38	**1143**
FH13/38FF	**1143**
FH13/516	**1143**
FH13/516FF	**1143**
FH17/12	**1143**
FH17/12FF	**1143**
FH17/14	**1143**
FH17/14FF	**1143**
FH17/38	**1143**
FH17/38FF	**1143**
FH17/38SS	**1181**
FH17/516	**1143**
FH17/516FF	**1143**
FH21/12	**1143**
FH21/12FF	**1143**
FH21/12SS	**1181**
FH21/14	**1143**
FH21/14FF	**1143**
FH21/38	**1143**
FH21/38FF	**1143**
FH21/516	**1143**
FH21/516FF	**1143**
FH21/58FF	**1143**
FH26/12	**1143**
FH26/12FF	**1143**
FH26/34	**1143**
FH26/34FF	**1143**
FH26/34SS	**1181**
FH26/58FF	**1143**
FH3001	**24**
FH3002	**24**
FH3003	**24**
FH3004	**24**
FH3005	**24**
FH3006	**24**
FH3007	**24**
FH3011	**24**
FH33/1	**1143**
FH33/12	**1143**
FH33/12FF	**1143**
FH33/19SS	**1181**
FH33/1FF	**1143**
FH33/34	**1143**
FH33/34FF	**1143**
FH33/58	**1143**
FH42/114	**1143**
FH42/114FF	**1143**
FH48/112	**1143**
FH48/112FF	**1143**
FH48/114	**1143**
FH48/38SS	**1181**
FH52/2	**1143**
FH52/2FF	**1143**
FH52/50SS	**1181**
FH6001	**24**
FH6002	**24**
FH6003	**24**
FH6004	**24**
FH6005	**24**
FH6006	**24**
FH6013	**24**
FH6044	**24**
FHA-1-ABS	**1098**
FHAFIFBSP2122	**1493**
FHAFIFBSP212212	**1493**
FHAFIFI212212	**1493**
FHAFIMBSP2122	**1493**
FHAFIMBSP212212	**1493**
FHAMIFBSP2122	**1493**
FHAMIFBSP212212	**1493**
FHAMIMBSP2122	**1493**
FHAMIMBSP212212	**1493**
FHAMIMI212212	**1493**
FHCC112FEMALE	**1493**
FHCC112MALE	**1493**
FHCC134FEMALE	**1493**
FHCC134MALE	**1493**
FHCC212	**1493**
FHCC212112	**1493**
FHCC212134	**1493**
FHCC2122	**1493**
FHCC212212	**1493**
FHCC2123	**1493**
FHCC212FEMALE	**1493**
FHCC212MALE	**1493**
FHCC234FEMALE	**1493**
FHCC2FEMALE	**1493**
FHCC2MALE	**1493**
FHCC3FEMALE	**1493**
FHCC3MALE	**1493**
FHCG	**1493**
FHDPVC1	**1406**
FHDPVC1-100	**1406**
FHDPVC112	**1406**
FHDPVC114	**1406**
FHDPVC12	**1406**
FHDPVC12-100	**1406**
FHDPVC14	**1406**
FHDPVC14-100	**1406**
FHDPVC2	**1406**
FHDPVC34	**1406**
FHDPVC34-100	**1406**
FHDPVC38	**1406**
FHDPVC38-100	**1406**
FHDPVC516	**1406**
FHDPVC516-100	**1406**
FHN1	**1495**
FHN1900	**1466**
FHN2500	**1466**
FHN34	**1495**
FHO1930	**1466**
FHO2530	**1466**
FHPC212	**1493**
FHRAAF19	**1466**
FHRAAF25	**1466**
FHRAAS19	**1466**
FHRAAS25	**1466**
FHRAMF19	**1466**
FHRAMF25	**1466**
FHRAMS19	**1466**
FHRAMS25	**1466**
FHROAF19	**1466**
FHROAF25	**1466**
FHROAS19	**1466**
FHROAS25	**1466**
FHROMF19	**1466**
FHROMF25	**1466**
FHROMS19	**1466**
FHROMS25	**1466**
FHSASASS2	**1492**
FHSCBMMF212	**1493**
FHSDBFFM212	**1493**
FHSESS2	**1492**
FHSNP16SS2	**1492**
FHSNP16SS3	**1492**
FHT10/13	**1145**
FHT10/17	**1145**
FHT12	**1495**
FHT12/17	**1145**
FHT12/21	**1145**
FHT1212	**1495**
FHT22	**1495**
FHT2212	**1495**
FHT32	**1495**
FHT6/10	**1145**
FHT6/13	**1145**
FHT7/10	**1145**
FHT7/13	**1145**
FHT8/13	**1145**
FHT9/13	**1145**
FHT9/17	**1145**
FHWT221210	**1495**
FHWT221215	**1495**
FHWT221220	**1495**
FHWT22125	**1495**
FIRE-FHB4518	**1494**
FIRE-FHB4518LA	**1494**
FIRE-FHB4523	**1494**
FIRE-FHB4523LA	**1494**
FIRE-FHB4530	**1494**
FIRE-FHB6418	**1494**
FIRE-FHB6418LA	**1494**
FIRE-FHB6423	**1494**
FIRE-FHB6423LA	**1494**
FIRE-FHB6430	**1494**
FIRE-FHB6430LA	**1494**
FIRE-FHC4518	**1494**
FIRE-FHC4518LA	**1494**
FIRE-FHC4523	**1494**
FIRE-FHC4523LA	**1494**
FIRE-FHC4530LA	**1494**
FIRE-FHC6418	**1494**
FIRE-FHC6418LA	**1494**
FIRE-FHC6423	**1494**
FIRE-FHC6423LA	**1494**
FIRE-FHC6430	**1494**
FIRE-FHC6430LA	**1494**
FIRE-FHQ4518	**1495**
FIRE-FHQ4518LA	**1495**
FIRE-FHQ4523	**1495**
FIRE-FHQ4523LA	**1495**
FIRE-FHQ4530LA	**1495**
FIRE-FHQ6418LA	**1495**
FIRE-FHQ6423	**1495**
FIRE-FHQ6423LA	**1495**
FIRE-FHQ6430	**1495**
FIRE-FHQ6430LA	**1495**
FIRE-FHR4518	**1494**
FIRE-FHR4518LA	**1494**
FIRE-FHR4523	**1494**
FIRE-FHR4523LA	**1494**
FIRE-FHR4530	**1494**
FIRE-FHR6418	**1494**
FIRE-FHR6418LA	**1494**
FIRE-FHR6423	**1494**
FIRE-FHR6423LA	**1494**
FIRE-FHR6430	**1494**
FIRE-FHR6430LA	**1494**
F-KA12FA	**454**
F-KA12LB	**455**
F-KA12SDB	**455**
F-KA12TC	**454**
F-KA20FA	**454**
F-KA20LB	**455**
F-KA20SDB	**455**
F-KA20TC	**454**
F-KA32LB	**455**
F-KA32SDB	**455**
F-KA32TC	**454**
F-KA40LB	**455**
F-KA40SDB	**455**
F-KA40TC	**454**
F-KA8FA	**454**
F-KA8LB	**455**
F-KA8SDB	**455**
F-KA8TC	**454**
F-KASS16FA	**460**
F-KASS16LB	**460**
F-KASS16LN	**460**
F-KASS16PLN	**460**
F-KASS16SDB	**460**
F-KASS16Y	**460**
F-KASS20FA	**460**
F-KASS20LB	**460**
F-KASS20LN	**460**
F-KASS20PLN	**460**
F-KASS20SDB	**460**
F-KASS20Y	**460**
F-KASS25PLN	**460**
F-KASS25Y	**460**
F-KF100CA	**484**
F-KF100CB	**484**
F-KF100CR	**484**
F-KF100FA	**484**
F-KF100FTC	**484**
F-KF100LB	**484**
F-KF125CA	**484**
F-KF125CB	**484**
F-KF125CR	**484**
F-KF125FA	**484**
F-KF125LB	**484**
F-KF125TF	**484**
F-KF125TM	**484**
F-KF160CA	**484**
F-KF160CB	**484**
F-KF160CR	**484**
F-KF160FTC	**484**
F-KF160LB	**484**
F-KF160TM	**484**
F-KF200CA	**484**
F-KF200CB	**484**
F-KF200CR	**484**
F-KF32CA	**484**
F-KF32CB	**484**
F-KF32CR	**484**
F-KF32FA	**484**
F-KF32FTC	**484**
F-KF32LB	**484**
F-KF32TF	**484**
F-KF32TM	**484**
F-KF40CA	**484**
F-KF40CB	**484**
F-KF40CR	**484**
F-KF40FA	**484**
F-KF40FTC	**484**
F-KF40LB	**484**
F-KF40TF	**484**
F-KF40TM	**484**
F-KF50CA	**484**
F-KF50CB	**484**
F-KF50CR	**484**
F-KF50FA	**484**
F-KF50FTC	**484**
F-KF50LB	**484**
F-KF63CA	**484**
F-KF63CB	**484**
F-KF63CR	**484**
F-KF63FA	**484**
F-KF63FTC	**484**
F-KF63LB	**484**
F-KF63TF	**484**
F-KF63TM	**484**
F-KF80CA	**484**
F-KF80CB	**484**
F-KF80CR	**484**
F-KF80FA	**484**
F-KF80FTC	**484**
F-KF80LB	**484**
FL1	**762**
FL111	**252**
FL112	**252**
FL2	**762**
FL211	**252**
FL212	**252**
FL3	**762**
FL311	**252**
FL312	**252**
FL4	**762**
FL5	**762**
FL6	**762**
FL64-608	**683**
FL64-628	**683**
FL8	**762**
FL9	**762**
FLEX-15	**1091**
FLEX-22	**1091**
FLGS-127	**261**
FLGS-127-10	**261**
FLGS-254	**261**
FLGS-254-10	**261**
FLGS-76	**261**
FLGS-76-10	**261**
FLH-3-1	**36**

Code	Page
FLH-3-1.1/2	**36**
FLH-3-1.1/4	**36**
FLH-3-1/2	**36**
FLH-3-2	**36**
FLH-3-3/4	**36**
FLH-6-1	**36**
FLH-6-1.1/2	**36**
FLH-6-1.1/4	**36**
FLH-6-1/2	**36**
FLH-6-2	**36**
FLH-6-3/4	**36**
FLP-06B	**1407**
FLP-08B	**1407**
FLP-10B	**1407**
FLP-12B	**1407**
FLS050SS	**1552**
FLS075SS	**1552**
FLS100SS	**1552**
FLS120SS	**1552**
FLS150SS	**1552**
FLS225SS	**1552**
FLS250SS	**1552**
FLS275SS	**1552**
FLS300SS	**1552**
FLS330SS	**1552**
FLS380SS	**1552**
FLS405SS	**1552**
FLT112	**252**
FLT121	**252**
FLT212	**252**
FLT221	**252**
FLT312	**252**
FLT321	**252**
FLTGS-127	**261**
FLTGS-127-10	**261**
FLTGS-254	**261**
FLTGS-254-10	**261**
FLTGS-76	**261**
FLTGS-76-10	**261**
FLV-1	**1625**
FLX15	**882**
FLX16	**882**
FLX17	**882**
FLX18	**882**
FLX19	**882**
FLX20	**882**
FLX21	**882**
FLX22	**882**
FLX24	**882**
FLX26	**882**
FLX27	**882**
FLX33	**882**
FLX36	**882**
FLX37	**882**
F-M04070U	**455**
F-M04070YE	**455**
F-M06100II	**455**
F-M06100U	**455**
F-M06100YE	**455**
F-M08125F	**455**
F-M08125II	**455**
F-M08125U	**455**
F-M08125YE	**455**
F-M10125F	**455**
F-M10125II	**455**
F-M10125U	**455**
F-M10125YI	**484**
F-M1025YE	**455**
F-M12125F	**455**
F-M12125II	**455**
F-M12125U	**455**
F-M12125YI	**484**
F-M16150F	**485**
F-M16150U	**485**
F-M16150YI	**484**
F-M20150F	**485**
F-M20150U	**485**
F-M20150YI	**484**
FM2-20-01-C	**647**
FM2-20-01-F	**647**
FM2-20-01-L	**647**
FM2-20-01-R	**647**
FM2-20-01-W	**647**
FM2-20-20UM	**648**
FM2-20-MB	**648**
FM2-20-N	**648**
FM2-21-01-C	**647**
FM2-30-02-C	**647**
FM2-30-02-F	**647**
FM2-30-02-L	**647**
FM2-30-02-R	**647**
FM2-30-02-W	**647**
FM2-30-20UM	**648**
FM2-30-MB	**648**
FM2-30-N	**648**
FM2-31-02-C	**647**
FM2-40-03-C	**647**
FM2-40-03-F	**647**
FM2-40-03-L	**647**
FM2-40-03-R	**647**
FM2-40-03-W	**647**
FM2-40-04-C	**647**
FM2-40-04-F	**647**
FM2-40-04-L	**647**
FM2-40-04-R	**647**
FM2-40-04-W	**647**
FM2-40-20UM	**648**
FM2-40-MB	**648**
FM2-40-N	**648**
FM2-41-03-C	**647**
FM2-41-04-C	**647**
FM2-50-06-C	**647**
FM2-50-06-F	**647**
FM2-50-06-L	**647**
FM2-50-06-R	**647**
FM2-50-06-W	**647**
FM2-50-10-C	**647**
FM2-50-10-F	**647**
FM2-50-10-L	**647**
FM2-50-10-R	**647**
FM2-50-10-W	**647**
FM2-50-20UM	**648**
FM2-50-MB	**648**
FM2-51-06-C	**647**
FM2-51-10-C	**647**
FM26122212	**254**
FM26222112	**254**
FM26223132	**254**
FM26223232	**254**
FM26322112	**254**
FM26322212	**254**
FM26332112	**253**
FM26332122	**253**
FM26332212	**253**
FM26332222	**253**
F-M27200U	**485**
F-M27200YI	**484**
FM2DDSV	**220**
F-M36200U	**485**
F-M36200YI	**484**
FM3DDSV	**220**
FM4	**1626**
FM-402-04-S	**648**
FMP01VG1	**439**
FMP02VG6	**439**
FMP03VL100	**439**
FMP04VL160	**439**
FMP06VG10	**439**
FMP06VL4	**439**
FMP07VG16	**439**
FMP07VL7	**439**
FMP08VG25	**439**
FMP08VL11	**439**
FMP09VG40	**439**
FMP09VL18	**439**
FMP10VG100	**439**
FMP10VL35	**439**
FMP11VG100	**439**
FMP11VL50	**439**
FMP12VG160	**439**
FMP12VL70	**439**
FMP13VG250	**439**
FMP14VG300	**439**
FMP15VG350	**439**
FMP15VL170	**439**
FMUM3KVMS08	**248**
FMUM3MVMS08	**247**
FMUT1KVMS08	**248**
FMUT1MVMS08	**247**
FN14	**1208**
FN18	**1208**
FN38	**1208**
FNF14	**1208**
FNF18	**1208**
FNF38	**1208**
FNP14	**1208**
FNP16HT112	**1492**
FNP16HT2	**1492**
FNP16HT212	**1492**
FNP16HT3	**1492**
FNP16HT4	**1492**
FNP16HT6	**1492**
FNP16HT8	**1492**
FNP18	**1208**
FNT14	**1208**
FNT516	**1208**
FO1/2-13	**1420**
FO1/4-6	**1420**
FO1/4-8	**1420**
FO1/8-6	**1420**
FO11/4-32	**1420**
FO3/4-16	**1420**
FO3/4-19	**1420**
FO3/8-10	**1420**
FO3/8-13	**1420**
FO3/8-6	**1420**
FO-500	**1691**
FON1/2-13	**1421**
FON1/4-6	**1421**
FON1/4-8	**1421**
FON1-25	**1421**
FON3/4-16	**1421**
FON3/4-19	**1421**
FON3/8-10	**1421**
FOOT150	**1436**
FOOT200	**1436**
FOOT250	**1436**
FOOT300	**1436**
FOOT400	**1436**
FOOT600	**1436**
FOR-1-18	**280**
FOR-3-18	**280**
FP1/2-10BX	**1420**
FP1/2-13BX	**1420**
FP11/2-40BX	**1420**
FP1-19BX	**1420**
FP1-25BX	**1420**
FP12M	**626**
FP25M	**626**
FP3/4-10BX	**1420**
FP3/4-13BX	**1420**
FP3/4-16BX	**1420**
FP3/4-19BX	**1420**
FP3/8-10BX	**1420**
FP3/8-13BX	**1420**
FP35M	**626**
FPB12B04CNFA03EX	**257**
FPB12B04CNFB03EX	**257**
FPB12B04CNFC03EX	**257**
FPB12B04CNFD03EX	**257**
FPB13B06CNFA03EX	**257**
FPB13B06CNFB03EX	**257**
FPB13B06CNFC03EX	**257**
FPB13B06CNFD03EX	**257**
FPB21B08CNFA03EX	**257**
FPB21B08CNFB03EX	**257**
FPB21B08CNFC03EX	**257**
FPB21B08CNFD03EX	**257**
FPB31B10CNFA03EX	**257**
FPB31B10CNFB03EX	**257**
FPB31B10CNFC03EX	**257**
FPB31B10CNFD03EX	**257**
FPB33B12CNFA03EX	**257**
FPB33B12CNFB03EX	**257**
FPB33B12CNFC03EX	**257**
FPB33B12CNFD03EX	**257**
FPB34B12CNFA03EX	**257**
FPB34B12CNFB03EX	**257**
FPB34B12CNFC03EX	**257**
FPB34B12CNFD03EX	**257**
FPBLTD-100	**1387**
FPBLTD-15	**1387**
FPBLTD-150	**1387**
FPBLTD-20	**1387**
FPBLTD-200	**1387**
FPBLTD-25	**1387**
FPBLTD-250	**1387**
FPBLTD-300	**1387**
FPBLTD-32	**1387**
FPBLTD-50	**1387**
FPBLTD-65	**1387**
FPBLTD-80	**1387**
FPBLTE-100	**1387**
FPBLTE-125	**1387**
FPBLTE-15	**1387**
FPBLTE-150	**1387**
FPBLTE-200	**1387**
FPBLTE-25	**1387**
FPBLTE-250	**1387**
FPBLTE-300	**1387**
FPBLTE-32	**1387**
FPBLTE-40	**1387**
FPBLTE-50	**1387**
FPBLTE-65	**1387**
FPBLTE-80	**1387**
FPE11B06BNFC31XX	**259**
FPE12B06BNFC31XX	**259**
FPE21B10BNFC31XX	**259**
FPE22B10BNFC31XX	**259**
FPE31B12BNFC31XX	**259**
FPE32B12BNFC31XX	**259**
FPE41B12BNFC31XX	**259**
FPE42B12BNFC31XX	**259**
FPG20B06DNFC03CX	**258**
FPG20B06DNFD03CX	**258**
FPG21B06DNFC03CX	**258**
FPG21B06DNFD03CX	**258**
FPG22B08DNFC03CX	**258**
FPG22B08DNFD03CX	**258**
FPG31B10DNFC03CX	**258**
FPG31B10DNFD03CX	**258**
FPL.1E	**437**
FPL.2E	**437**
FPL1E-1	**437**
FPL1E-112	**437**
FPL1E-114	**437**
FPL1E-12	**437**
FPL1E-2	**437**
FPL1E-34	**437**
FPM21B04CNFA03XX	**258**
FPM21B04CNFB03XX	**258**
FPM21B04CNFC03XX	**258**
FPM21B04CNFD03XX	**258**
FPM22B06CNFA03XX	**258**
FPM22B06CNFB03XX	**258**
FPM22B06CNFC03XX	**258**
FPM22B06CNFD03XX	**258**
FPM22B08CNFA03XX	**258**
FPM22B08CNFB03XX	**258**
FPM22B08CNFC03XX	**258**
FPM22B08CNFD03XX	**258**
FPN1/2-10	**1421**
FPN1/2-13	**1421**
FPN1/2-8	**1421**
FPN16-110-UPVC	**1105**
FPN16-20-UPVC	**1105**
FPN16-25-UPVC	**1105**
FPN16-32-UPVC	**1105**
FPN16-40-UPVC	**1105**
FPN16-50-UPVC	**1105**

Code	Page
FPN16-63-UPVC	**1105**
FPN16-75-UPVC	**1105**
FPN16-90-UPVC	**1105**
FPN3/4-10	**1421**
FPN3/4-13	**1421**
FPN3/4-16	**1421**
FPN3/4-19	**1421**
FPN3/8-10	**1421**
FPSLEEVE-017	**46**
FPSLEEVE-020	**46**
FPSLEEVE-023	**46**
FPSLEEVE-027	**46**
FPSLEEVE-031	**46**
FPSLEEVE-036	**46**
FPSLEEVE-040	**46**
FPSLEEVE-044	**46**
FPSLEEVE-055	**46**
FPSLEEVE-060	**46**
FPSLEEVE-066	**46**
FPSLEEVE-073	**46**
FPSLEEVE-093	**46**
FPSLEEVE-112	**46**
FPSOTD-100	**1387**
FPSOTD-125	**1387**
FPSOTD-150	**1387**
FPSOTD-200	**1387**
FPSOTD-250	**1387**
FPSOTD-300	**1387**
FPSOTD-32	**1387**
FPSOTD-50	**1387**
FPSOTD-65	**1387**
FPSOTD-80	**1387**
FPSOTE-100	**1387**
FPSOTE-125	**1387**
FPSOTE-15	**1387**
FPSOTE-150	**1387**
FPSOTE-20	**1387**
FPSOTE-200	**1387**
FPSOTE-25	**1387**
FPSOTE-250	**1387**
FPSOTE-300	**1387**
FPSOTE-32	**1387**
FPSOTE-40	**1387**
FPSOTE-50	**1387**
FPSOTE-65	**1387**
FPSOTE-80	**1387**
FQ100	**1458**
FQSD1-10	**1434**
FQSD112-10	**1434**
FQSD112-5	**1434**
FQSD114-10	**1434**
FQSD114-5	**1434**
FQSD1-5	**1434**
FQSD2-10	**1434**
FQSD212-10	**1434**
FQSD212-5	**1434**
FQSD2-5	**1434**
FQSD3-10	**1434**
FQSD3-5	**1434**
FQSD4-10	**1434**
FQSD4-5	**1434**
FR79-03	**16**
FR79-04	**16**
FR79-05	**16**
FR79-06	**16**
FR79-08	**16**
FR79-12	**16**
FRA21B04BNFC32WX	**259**
FRA21B04BNFD32WX	**259**
FRA31B06BNFC32WX	**259**
FRA31B06BNFD32WX	**259**
FRA32B08BNFC32WX	**259**
FRA32B08BNFD32WX	**259**
FRA41B10BNFC32WX	**259**
FRA41B10BNFD32WX	**259**
FRA51B12BNFC32WX	**259**
FRA51B12BNFD32WX	**259**
FRA53B16BNFC32WX	**259**
FRA53B16BNFD32WX	**259**
FRB-12-ABS	**1098**
FRB-34-ABS	**1098**
FRB-BSP-1/2EPDM	**1388**
FRB-BSP-1/2NBR	**1388**
FRB-BSP-112EPDM	**1388**
FRB-BSP-112NBR	**1388**
FRB-BSP-114EPDM	**1388**
FRB-BSP-114NBR	**1388**
FRB-BSP-1EPDM	**1388**
FRB-BSP-1NBR	**1388**
FRB-BSP-212EPDM	**1388**
FRB-BSP-212NBR	**1388**
FRB-BSP-2EPDM	**1388**
FRB-BSP-2NBR	**1388**
FRB-BSP-3/4EPDM	**1388**
FRB-BSP-3/4NBR	**1388**
FRB-BSP-3EPDM	**1388**
FRB-BSP-3NBR	**1388**
FRB-PN16-10EPDM	**1388**
FRB-PN16-10NBR	**1388**
FRB-PN16-112EPDM	**1388**
FRB-PN16-112NBR	**1388**
FRB-PN16-114EPDM	**1388**
FRB-PN16-114NBR	**1388**
FRB-PN16-12EPDM	**1388**
FRB-PN16-12NBR	**1388**
FRB-PN16-212EPDM	**1388**
FRB-PN16-212NBR	**1388**
FRB-PN16-2EPDM	**1388**
FRB-PN16-2NBR	**1388**
FRB-PN16-3EPDM	**1388**
FRB-PN16-3NBR	**1388**
FRB-PN16-4EPDM	**1388**
FRB-PN16-4NBR	**1388**
FRB-PN16-5EPDM	**1388**
FRB-PN16-5NBR	**1388**
FRB-PN16-6EPDM	**1388**
FRB-PN16-6NBR	**1388**
FRB-PN16-8EPDM	**1388**
FRB-PN16-8NBR	**1388**
FRDS-108A	**199**
FRDS-115A	**199**
FRDS-133A	**199**
FRDS-169A	**199**
FRDS-20A	**199**
FRDS-22A	**199**
FRDS-25A	**199**
FRDS-27A	**199**
FRDS-30A	**199**
FRDS-34A	**199**
FRDS-38A	**199**
FRDS-43A	**199**
FRDS-45A	**199**
FRDS-49A	**199**
FRDS-57A	**199**
FRDS-61A	**199**
FRDS-77A	**199**
FRDS-89A	**199**
FRDZ-115A	**199**
FRDZ-159A	**199**
FRDZ-169A	**199**
FRDZ-194A	**199**
FRDZ-220A	**199**
FRDZ-22A	**199**
FRDZ-25A	**199**
FRDZ-30A	**199**
FRDZ-34A	**199**
FRDZ-38A	**199**
FRDZ-43A	**199**
FRDZ-45A	**199**
FRDZ-49A	**199**
FRDZ-57A	**199**
FRDZ-61A	**199**
FRDZ-77A	**199**
FRDZ-89A	**199**
FRL-MX2-1/2-KIT	**691**
FRL-MX2-3/4-KIT	**691**
FRL-MX2-3/8-KIT	**691**
FRL-MX3-1-KIT	**691**
FRL-MX3-3/4-KIT	**691**
FR-MX2-1/2-KIT	**691**
FR-MX2-3/4-KIT	**691**
FR-MX2-3/8-KIT	**691**
FR-MX3-1-KIT	**691**
FR-MX3-3/4-KIT	**691**
FRS-1-12	**1183**
FRS-112-1	**1183**
FRS-112-114	**1183**
FRS-112-34	**1183**
FRS-1-14	**1183**
FRS-114-1	**1183**
FRS-114-12	**1183**
FRS-114-34	**1183**
FRS-12-14	**1183**
FRS-12-18	**1183**
FRS-12-38	**1183**
FRS-1-34	**1183**
FRS-1-38	**1183**
FRS-14-18	**1183**
FRS-2-1	**1183**
FRS-2-112	**1183**
FRS-2-114	**1183**
FRS-212-114	**1183**
FRS-212-2	**1183**
FRS-2-34	**1183**
FRS-3-114	**1183**
FRS-3-2	**1183**
FRS-3-212	**1183**
FRS-34-12	**1183**
FRS-34-14	**1183**
FRS-34-38	**1183**
FRS-38-14	**1183**
FRS-38-18	**1183**
FRS-4-2	**1183**
FRS-4-3	**1183**
FRT-1000-1000N	**169**
FRT-1000-750N	**169**
FRT-10-250N	**175**
FRT-12-250N	**175**
FRT-12-375N	**175**
FRT-125-125N	**169**
FRT-16-500N	**175**
FRT-250-125N	**169**
FRT-250-250N	**169**
FRT-375-250N	**169**
FRT-500-375N	**169**
FRT-500-500N	**169**
FRT-6-125N	**175**
FRT-6-250N	**175**
FRT-750-750N	**169**
FRT-8-125N	**175**
FRT-8-250N	**175**
FS-06-R	**45**
FS-06-R-15	**45**
FS-1	**1185**
FS-102-R	**45**
FS-102-R-15	**45**
FS-10-R	**45**
FS-10-R-15	**45**
FS-112	**1185**
FS-114	**1185**
FS-114-R	**45**
FS-114-R-15	**45**
FS-12	**1185**
FS-127-R	**45**
FS-127-R-15	**45**
FS-12-R	**45**
FS-12-R-15	**45**
FS-14	**1185**
FS-14-R	**45**
FS-14-R-15	**45**
FS-16-R	**45**
FS-16-R-15	**45**
FS-18	**1185**
FS-19-R	**45**
FS-19-R-15	**45**
FS-2	**1185**
FS-212	**1185**
FS-22-R	**45**
FS-22-R-15	**45**
FS-25-R	**45**
FS-25-R-15	**45**
FS-28-R	**45**
FS-28-R-15	**45**
FS-3	**1185**
FS-32-R	**45**
FS-32-R-15	**45**
FS-34	**1185**
FS-35-R	**45**
FS-35-R-15	**45**
FS-38	**1185**
FS-38-R	**45**
FS-38-R-15	**45**
FS-4	**1185**
FS-41-R	**45**
FS-41-R-15	**45**
FS-44-R	**45**
FS-44-R-15	**45**
FS-51-R	**45**
FS-51-R-15	**45**
FS-57-R	**45**
FS-57-R-15	**45**
FS-63-R	**45**
FS-63-R-15	**45**
FS-70-R	**45**
FS-70-R-15	**45**
FS-76-R	**45**
FS-76-R-15	**45**
FS-83-R	**45**
FS-83-R-15	**45**
FS-89-R	**45**
FS-89-R-15	**45**
FS-95-R	**45**
FS-95-R-15	**45**
FSC1-1	**1207**
FSC12-12	**1207**
FSC12-14	**1207**
FSC14-12	**1207**
FSC14-14	**1207**
FSC14-18	**1207**
FSC14-38	**1207**
FSC18-14	**1207**
FSC18-18	**1207**
FSC316-14	**1207**
FSC316-18	**1207**
FSC316-38	**1207**
FSC34-12	**1207**
FSC34-34	**1207**
FSC38-12	**1207**
FSC38-14	**1207**
FSC38-18	**1207**
FSC38-38	**1207**
FSC516-12	**1207**
FSC516-14	**1207**
FSC516-18	**1207**
FSC516-38	**1207**
FSE12-12	**1208**
FSE14-14	**1208**
FSE14-18	**1208**
FSE316-18	**1208**
FSE38-12	**1208**
FSE38-14	**1208**
FSE38-38	**1208**
FSE516-14	**1208**
FSFSA-112	**1386**
FSFSA-112-300	**1386**
FSFSA-12-300	**1386**
FSFSA-1-300	**1386**
FSFSA-2	**1386**
FSFSA-212	**1386**
FSFSA-2-300	**1386**
FSFSA-3	**1386**
FSFSA-34-300	**1386**
FSFSB-1	**1386**
FSFSB-112	**1386**
FSFSB-112-300	**1386**
FSFSB-114	**1386**
FSFSB-114-300	**1386**
FSFSB-12	**1386**
FSFSB-12-300	**1386**
FSFSB-1-300	**1386**

Code	Page
FSFSB-2	**1386**
FSFSB-212	**1386**
FSFSB-212-300	**1386**
FSFSB-2-300	**1386**
FSFSB-3	**1386**
FSFSB-3-300	**1386**
FSFSB-34	**1386**
FSFSB-34-300	**1386**
FSFSB-4	**1386**
FSFSB-4-300	**1386**
FSFSOA-1	**1386**
FSFSOA-112	**1386**
FSFSOA-114-300	**1386**
FSFSOA-12	**1386**
FSFSOA-2	**1386**
FSFSOA-2-300	**1386**
FSFSOA-3	**1386**
FSFSOA-34	**1386**
FSFSOA-34-300	**1386**
FSFSOA-4	**1386**
FSFSOA-4-300	**1386**
FSFSOB-1	**1386**
FSFSOB-112	**1386**
FSFSOB-112-300	**1386**
FSFSOB-114	**1386**
FSFSOB-12	**1386**
FSFSOB-12-300	**1386**
FSFSOB-2	**1386**
FSFSOB-212	**1386**
FSFSOB-212-300	**1386**
FSFSOB-2-300	**1386**
FSFSOB-3	**1386**
FSFSOB-3-300	**1386**
FSFSOB-34	**1386**
FSFSOB-4	**1386**
FSFSOB-4-300	**1386**
FSFWA-1	**1386**
FSFWA-112	**1386**
FSFWA-114	**1386**
FSFWA-2	**1386**
FSFWA-212	**1386**
FSFWA-212-300	**1386**
FSFWA-3	**1386**
FSFWA-3-300	**1386**
FSFWA-4	**1386**
FSFWA-4-300	**1386**
FSFWB-1	**1386**
FSFWB-112	**1386**
FSFWB-112-300	**1386**
FSFWB-114	**1386**
FSFWB-1-300	**1386**
FSFWB-2	**1386**
FSFWB-212	**1386**
FSFWB-212-300	**1386**
FSFWB-2-300	**1386**
FSFWB-3	**1386**
FSFWB-4	**1386**
FSFWB-4-300	**1386**
FSG-10	**48**
FSG-100	**48**
FSG-12	**48**
FSG-130	**48**
FSG-14	**48**
FSG-150	**48**
FSG-16	**48**
FSG-20	**48**
FSG-200	**48**
FSG-25	**48**
FSG-32	**48**
FSG-42	**48**
FSG-50	**48**
FSG-60	**48**
FSG-74	**48**
FSG-80	**48**
FSG-88	**48**
FSS/L/1	**1748**
FSS/L/2	**1748**
FSS/L/3	**1748**
FSS-14-110	**1041**
FSS-14-230	**1041**
FSS-14-24	**1041**
FSS-18-24	**1041**
FS-TAPE-25-N-11	**45**
FS-TAPE-25-R-11	**45**
FT3-12-03CF	**16**
FT3-12-04CF	**16**
FT3-12-05CF	**16**
FT3-12-06CF	**16**
FT3-12-08CF	**16**
FT3-12-10CF	**16**
FT3-12-12CF	**16**
FT3-12-16CF	**16**
FT3-12-20CF	**16**
FT3-12-24CF	**16**
FT3-12-32CF	**16**
FTA-110-3-UPVC	**1104**
FTA-110-4-UPVC	**1104**
FTA-16-12-UPVC	**1104**
FTA-16-38-UPVC	**1104**
FTA-20-12-UPVC	**1104**
FTA-20-34-UPVC	**1104**
FTA-25-12-UPVC	**1104**
FTA-25-1-UPVC	**1104**
FTA-25-34-UPVC	**1104**
FTA-32-1-UPVC	**1104**
FTA-32-34-UPVC	**1104**
FTA-40-114-UPVC	**1104**
FTA-40-1-UPVC	**1104**
FTA-50-112-UPVC	**1104**
FTA-50-114-UPVC	**1104**
FTA-50-2-UPVC	**1104**
FTA-63-112-UPVC	**1104**
FTA-63-2-UPVC	**1104**
FTA-75-212-UPVC	**1104**
FTA-75-2-UPVC	**1104**
FTA-90-212-UPVC	**1104**
FTA-90-3-UPVC	**1104**
FTA-90-4-UPVC	**1104**
FTB1A10QV25G16X	**251**
FTBE2A20Q	**251**
FTP-06MMBOX-M	**844**
FTP-06MMBOX-OTP	**781**
FTP-06MMBOX-P	**767**
FTP-08MMBOX-M	**844**
FTP-08MMBOX-OTP	**781**
FTP-08MMBOX-P	**767**
FTP-10MMBOX-M	**844**
FTP-10MMBOX-OTP	**781**
FTP-10MMBOX-P	**767**
FULL-KIT	**49**
F-V77JP72FNM701	**1702**
F-V77JP72FNM801	**1702**
F-V77JQ72FNM701	**1702**
F-V77JQ72FNM801	**1702**
F-V77JR72FNM701	**1702**
F-V77JR72FNM801	**1702**
F-V77JS72FNM701	**1702**
F-V77JS72FNM801	**1702**
F-V77JT60FNM501	**1702**
F-V77JT60FNM601	**1702**
F-V83NP92FNM701	**1702**
F-V83NP92FNM801	**1702**
F-V83NQ92FNM701	**1702**
F-V83NQ92FNM801	**1702**
F-V91JO92FNM701	**1702**
F-V91JO92FNM801	**1702**
F-V91JW92FNM701	**1702**
F-V91JW92FNM801	**1702**
F-V91NG92FNM701	**1702**
F-V91NG92FNM801	**1702**
F-V91NH92FNM701	**1702**
F-V91NH92FNM801	**1702**
F-V91NL92FNM701	**1702**
F-V91NL92FNM801	**1702**
F-V91NM92FNM701	**1702**
F-V91NM92FNM801	**1702**
FVS-112	**1436**
FVS-3	**1436**
FVS-4	**1436**
FW1	**110**
FW112	**110**
FW114	**110**
FW12	**110**
FW14	**110**
FW18	**110**
FW2	**110**
FW34	**110**
FW38	**110**
FW5M	**110**
FX050-30	**1431**
FX075-10	**1431**
FX075-30	**1431**
FX100-10	**1431**
FX100-30	**1431**
FX125-10	**1431**
FX125-30	**1431**
FX150-10	**1431**
FX150-30	**1431**
FX200-10	**1431**
FX200-30	**1431**
FX250-10	**1431**
FX250-30	**1431**
FX300-10	**1431**
FX300-30	**1431**
FX400-10	**1431**
FX400-30	**1431**
FXKE1	**430**
FXKE3	**430**
FYSG-10	**48**
FYSG-12	**48**
FYSG-16	**48**
FYSG-20	**48**
FYSG-25	**48**
FYSG-32	**48**
FYSG-42	**48**
FYSG-50	**48**
FYSG-60	**48**
G	
G 12/16	**510**
G 160/200	**510**
G 20	**510**
G 25/32	**510**
G 40	**510**
G 41 125	**510**
G 50/63	**510**
G 80/100	**510**
G1	**1421**
G100-04B	**410**
G100-06B	**410**
G100-10B	**410**
G100-14B	**410**
G10-UL	**151**
G10-US	**151**
G112	**1421**
G12	**1421**
G12-UL	**151**
G12-US	**151**
G14-US	**151**
G15-UL	**151**
G16-US	**151**
G18-UL	**151**
G1NU2000	**620**
G1TU2VL1	**1044**
G1TU2VL2	**1044**
G1TU2VL3	**1044**
G2	**1421**
G20-US	**151**
G22-UL	**151**
G256121S-23050	**1033**
G256C113S-24VDC	**1031**
G256C121S-11050	**1033**
G256C121S-2450	**1033**
G256C121S-24DC	**1033**
G256C129S-11050	**1031**
G256C129S-23050	**1031**
G256C129S-2450	**1031**
G256C136S-11050	**1033**
G256C136S-23050	**1033**
G256C136S-24	**1033**
G256C136S-2450	**1033**
G256C145S-11050	**1031**
G256C145S-23050	**1031**
G256C145S-2450	**1031**
G256C145S-24VDC	**1031**
G25-US	**151**
G28-UL	**151**
G30-US	**151**
G356C136S-11050	**1033**
G356C136S-23050	**1033**
G356C136S-24	**1033**
G356C136S-2450	**1033**
G35-UL	**151**
G38-US	**151**
G40-01R	**410**
G40-02R	**410**
G40-04R	**410**
G40-06R	**410**
G40-07R	**410**
G40-10R	**410**
G40-12R	**410**
G40-16R	**410**
G40-20R	**410**
G42-UL	**151**
G50-01B	**410**
G50-01C	**410**
G50-01R	**410**
G50-025C	**410**
G50-02B	**410**
G50-02C	**410**
G50-02R	**410**
G50-02T	**410**
G50-04B	**410**
G50-04C	**410**
G50-04R	**410**
G50-04T	**410**
G50-06B	**410**
G50-06C	**410**
G50-06R	**410**
G50-06T	**410**
G50-10B	**410**
G50-10C	**410**
G50-10R	**410**
G50-10T	**410**
G50-12B	**410**
G50-12C	**410**
G50-12PM	**411**
G50-12R	**410**
G50-12T	**410**
G50-16C	**410**
G50-16R	**410**
G50-16T	**410**
G50-20R	**410**
G50-20T	**410**
G63-001BG	**264**
G63-001RG	**264**
G63-002BG	**264**
G63-002RG	**264**
G63-004BG	**264**
G63-004RG	**264**
G63-006BG	**264**
G63-006RG	**264**
G63-010RG	**264**
G63-012BG	**264**
G63-012RG	**264**
G63-01D	**410**
G63-020BG	**264**
G63-020RG	**264**
G63-025BG	**264**
G63-025RG	**264**
G63-040BG	**264**
G63-040RG	**264**
G63-04D	**410**
G63-060BG	**264**
G63-060RG	**264**
G63-10T	**410**
G63-120BG	**264**
G63-120RG	**264**
G63-12T	**410**
G63-16T	**410**
G63-200BG	**264**

Code	Page
G63-200RG	**264**
G63-250BG	**264**
G63-250RG	**264**
G63-400BG	**264**
G63-400RG	**264**
G63-600BG	**264**
G63-600RG	**264**
G63-CB	**264**
G63-OB	**264**
G63-PM	**264**
G63-PM-RHOMB	**264**
G6-UL	**151**
G6-US	**151**
G72	**596**
G73	**596**
G76	**596**
G76028	**1513**
G76048	**1513**
G76056	**1513**
G76072	**1513**
G76088	**1513**
G76104	**1513**
G76128	**1513**
G76152	**1513**
G76188	**1513**
G76216	**1513**
G76248	**1513**
G76280	**1513**
G76344	**1513**
G77	**596**
G79	**596**
G7H	**596**
G7J	**596**
G7K	**596**
G8-UL	**151**
G8-US	**151**
G93	**596**
GA 12/16	**510**
GA 160/200	**510**
GA 20	**510**
GA 25/32	**510**
GA 40	**510**
GA 41 125	**510**
GA 50/63	**510**
GA 8/10	**510**
GA 80/100	**510**
GA04/04	**1154**
GA06/04	**1154**
GA06/05	**1154**
GA06/06	**1154**
GA800C-1	**959**
GA800C-112	**959**
GA800C-112S	**959**
GA800C-114	**959**
GA800C-114S	**959**
GA800C-12	**959**
GA800C-12S	**959**
GA800C-1S	**959**
GA800C-2	**959**
GA800C-2S	**959**
GA800C-34	**959**
GA800C-34S	**959**
GA800S-1	**959**
GA800S-112	**959**
GA800S-112S	**959**
GA800S-114	**959**
GA800S-114S	**959**
GA800S-12	**959**
GA800S-12S	**959**
GA800S-1S	**959**
GA800S-2	**959**
GA800S-2S	**959**
GA800S-34	**959**
GA800S-34S	**959**
GAI-10L-2RG	**147**
GAI-10L-4N	**147**
GAI-10L-4RG	**147**
GAI-10L-6N	**147**
GAI-10L-6RG	**147**
GAI-10L-8N	**147**
GAI-10L-8RG	**147**
GAI-10S-6N	**147**
GAI-10S-6RG	**147**
GAI-10S-8RG	**147**
GAI-12L-4N	**147**
GAI-12L-4RG	**147**
GAI-12L-6N	**147**
GAI-12L-6RG	**147**
GAI-12L-8N	**147**
GAI-12L-8RG	**147**
GAI-12S-4RG	**147**
GAI-12S-6N	**147**
GAI-12S-6RG	**147**
GAI-12S-8N	**147**
GAI-12S-8RG	**147**
GAI-14S-6RG	**147**
GAI-14S-8N	**147**
GAI-14S-8RG	**147**
GAI-15L-12RG	**147**
GAI-15L-6RG	**147**
GAI-15L-8N	**147**
GAI-15L-8RG	**147**
GAI-16S-6N	**147**
GAI-16S-6RG	**147**
GAI-16S-8N	**147**
GAI-16S-8RG	**147**
GAI-18L-12RG	**147**
GAI-18L-6RG	**147**
GAI-18L-8N	**147**
GAI-18L-8RG	**147**
GAI-20S-12N	**147**
GAI-20S-12RG	**147**
GAI-20S-8RG	**147**
GAI-22L-12N	**147**
GAI-22L-12RG	**147**
GAI-22L-8RG	**147**
GAI-25S-12RG	**147**
GAI-25S-16N	**147**
GAI-25S-16RG	**147**
GAI-28L-16N	**147**
GAI-28L-16RG	**147**
GAI-30S-20N	**147**
GAI-30S-20RG	**147**
GAI-35L-20N	**147**
GAI-35L-20RG	**147**
GAI-38S-24N	**147**
GAI-38S-24RG	**147**
GAI-42L-24N	**147**
GAI-42L-24RG	**147**
GAI-6L-2N	**147**
GAI-6L-2RG	**147**
GAI-6L-4N	**147**
GAI-6L-4RG	**147**
GAI-6L-6RG	**147**
GAI-6L-8RG	**147**
GAI-6S-4N	**147**
GAI-6S-4RG	**147**
GAI-8L-2RG	**147**
GAI-8L-4N	**147**
GAI-8L-4RG	**147**
GAI-8L-6RG	**147**
GAI-8L-8RG	**147**
GAI-8S-4N	**147**
GAI-8S-4RG	**147**
GAI-8S-6RG	**147**
GAI-8S-8RG	**147**
GAS 10 LR	**133**
GAS 10 SR	**133**
GAS 12 LR	**133**
GAS 12 LR 1/4	**133**
GAS 12 SR	**133**
GAS 14 SR	**133**
GAS 15 LR	**133**
GAS 16 SR	**133**
GAS 18 LR	**133**
GAS 20 SR	**133**
GAS 22 LR	**133**
GAS 25 SR	**133**
GAS 28 LR	**133**
GAS 30 SR	**133**
GAS 35 LR	**133**
GAS 38 SR	**133**
GAS 42 LR	**133**
GAS 6 LR	**133**
GAS 6 SR	**133**
GAS 8 LR	**133**
GAS 8 SR	**133**
GASOILA2	**1391**
GAV10LM	**130**
GAV10LR	**130**
GAV10SM	**130**
GAV10SR	**130**
GAV12LM	**130**
GAV12LR	**130**
GAV12LR1/4	**130**
GAV12SM	**130**
GAV12SR	**130**
GAV14SM	**130**
GAV14SR	**130**
GAV15LM	**130**
GAV15LR	**130**
GAV16SM	**130**
GAV16SR	**130**
GAV18LM	**130**
GAV18LR	**130**
GAV20SM	**130**
GAV20SR	**130**
GAV22LM	**130**
GAV22LR	**130**
GAV25SR	**130**
GAV28LR	**130**
GAV30SR	**130**
GAV35LR	**130**
GAV38SR	**130**
GAV42LR	**130**
GAV6LM	**130**
GAV6LR	**130**
GAV6SM	**130**
GAV6SR	**130**
GAV8LM	**130**
GAV8LR	**130**
GAV8SM	**130**
GAV8SR	**130**
GB-1	**1107**
GB16-1	**1099**
GB16-112	**1099**
GB16-114	**1099**
GB16-12	**1099**
GB16-2	**1099**
GB16-212	**1099**
GB16-3	**1099**
GB16-34	**1099**
GB16-4	**1099**
GB16-5	**1099**
GB16-6	**1099**
GB16-8	**1111**
GBP-1	**1142**
GBP-114	**1142**
GBP-2	**1142**
GBP-34	**1142**
GBR-110	**1105**
GBR-25	**1105**
GBR-32	**1105**
GBR-40	**1105**
GBR-50	**1105**
GBR-63	**1105**
GBR-75	**1105**
GBR-90	**1105**
GBV-1	**975**
GBV100/06	**415**
GBV100/06D	**412**
GBV-112	**975**
GBV-114	**975**
GBV-12	**975**
GBV-2	**975**
GBV-34	**975**
GBV63/04	**415**
GBV63/04D	**412**
GBVMF-3434	**941**
GCPM4010	**411**
GCPM4014	**411**
GCPM402	**411**
GCPM4020	**411**
GCPM404	**411**
GCPM407	**411**
GCPM5010	**411**
GCPM5014	**411**
GCPM502	**411**
GCPM504	**411**
GCPM507	**411**
GCV100/06	**415**
GCV100/06D	**412**
GCV63/04	**415**
GCV63/04D	**412**
GCVPM40/02	**411**
GCVPM50/02	**411**
GDH-4	**1625**
GDH-5	**1625**
GDH-6	**1625**
GDM2011-G	**219**
GDML2011-GB1-B	**219**
GDML2011LED-120B	**219**
GDML2011LED-230B	**219**
GDML2011LED-24-B	**219**
GDML2011LED-24HH	**219**
GDML2011LED-48HH	**219**
GDOR	**1477**
GE-10L-1/2UNF	**147**
GE-10L-10MEO	**144**
GE-10L-10MPB	**145**
GE-10L-12EO	**144**
GE-10L-12MEO	**144**
GE-10L-12MPB	**145**
GE-10L-12N	**146**
GE-10L-12RP	**145**
GE-10L-14MEO	**144**
GE-10L-14MPB	**145**
GE-10L-16MEO	**144**
GE-10L-16MPB	**145**
GE-10L-18MEO	**144**
GE-10L-18MPB	**145**
GE-10L-22MEO	**144**
GE-10L-22MPB	**145**
GE-10L-2EO	**144**
GE-10L-2N	**146**
GE-10L-2RP	**145**
GE-10L-2RT	**146**
GE-10L-3/4UNF	**147**
GE-10L-4EO	**144**
GE-10L-4N	**146**
GE-10L-4RP	**145**
GE-10L-4RT	**146**
GE-10L-6EO	**144**
GE-10L-6N	**146**
GE-10L-6RP	**145**
GE-10L-6RT	**146**
GE-10L-7/16UNF	**147**
GE-10L-8EO	**144**
GE-10L-8N	**146**
GE-10L-8RP	**145**
GE-10L-8RT	**146**
GE-10L-9/16UNF	**147**
GE-10S-12EO	**144**
GE-10S-12N	**146**
GE-10S-12RP	**145**
GE-10S-14MEO	**144**
GE-10S-16MEO	**144**
GE-10S-16MPB	**145**
GE-10S-18MEO	**144**
GE-10S-18MPB	**145**
GE-10S-2EO	**144**
GE-10S-2N	**146**
GE-10S-2RP	**145**
GE-10S-3/4UNF	**147**
GE-10S-4EO	**144**
GE-10S-4N	**146**
GE-10S-4RP	**145**
GE-10S-4RT	**146**
GE-10S-6EO	**144**
GE-10S-6N	**146**

Code	Page
GE-10S-6RP	145
GE-10S-6RT	146
GE-10S-8EO	144
GE-10S-8N	146
GE-10S-8RP	145
GE-12L-12EO	144
GE-12L-12MEO	144
GE-12L-12MPB	145
GE-12L-12N	146
GE-12L-12RP	145
GE-12L-12RT	146
GE-12L-14MEO	144
GE-12L-14MPB	145
GE-12L-16MEO	144
GE-12L-16MPB	145
GE-12L-18MEO	144
GE-12L-18MPB	145
GE-12L-22MEO	144
GE-12L-22MPB	145
GE-12L-2EO	144
GE-12L-2N	146
GE-12L-2RP	145
GE-12L-2RT	146
GE-12L3/4UNF	147
GE-12L-4EO	144
GE-12L-4N	146
GE-12L-4RP	145
GE-12L-4RT	146
GE-12L-6EO	144
GE-12L-6N	146
GE-12L-6RP	145
GE-12L-6RT	146
GE-12L-7/8UNF	147
GE-12L-8EO	144
GE-12L-8N	146
GE-12L-8RP	145
GE-12L-8RT	146
GE-12L9/16UNF	147
GE-12S-12EO	144
GE-12S-12N	146
GE-12S-12RP	145
GE-12S-14MEO	144
GE-12S-14MPB	145
GE-12S-16MEO	144
GE-12S-16MPB	145
GE-12S-18MEO	144
GE-12S-18MPB	145
GE-12S-20MEO	144
GE-12S-22MEO	144
GE-12S-22MPB	145
GE-12S-3/4UNF	147
GE-12S-4EO	144
GE-12S-4N	146
GE-12S-4RP	145
GE-12S-4RT	146
GE-12S-6EO	144
GE-12S-6N	146
GE-12S-6RP	145
GE-12S-6RT	146
GE-12S-7/8UNF	147
GE-12S-8EO	144
GE-12S-8N	146
GE-12S-8RP	145
GE-12S-8RT	146
GE-12S-9/16UNF	147
GE-14S-12EO	144
GE-14S-12N	146
GE-14S-12RP	145
GE-14S-20MEO	144
GE-14S-20MPB	145
GE-14S-22MEO	144
GE-14S-3/4UNF	147
GE-14S-4RP	145
GE-14S-6EO	144
GE-14S-6N	146
GE-14S-6RP	145
GE-14S-6RT	146
GE-14S-8EO	144
GE-14S-8N	146
GE-14S-8RP	145
GE-14S-8RT	146
GE-15L-12EO	144
GE-15L-12N	146
GE-15L-12RP	145
GE-15L-12RT	146
GE-15L-16EO	144
GE-15L-16MEO	144
GE-15L-16MPB	145
GE-15L-18MEO	144
GE-15L-18MPB	145
GE-15L-22MEO	144
GE-15L-22MPB	145
GE-15L-3/4UNF	147
GE-15L-4EO	144
GE-15L-4N	146
GE-15L-4RP	145
GE-15L-4RT	146
GE-15L-6EO	144
GE-15L-6N	146
GE-15L-6RP	145
GE-15L-6RT	146
GE-15L-7/8UNF	147
GE-15L-8EO	144
GE-15L-8N	146
GE-15L-8RP	145
GE-15L-8RT	146
GE-15L-9/16UNF	147
GE-16S-11/16UNF	147
GE-16S-12EO	144
GE-16S-12N	146
GE-16S-12RP	145
GE-16S-12RT	146
GE-16S-16EO	144
GE-16S-16N	146
GE-16S-16RP	145
GE-16S-18MEO	144
GE-16S-18MPB	145
GE-16S-22MEO	144
GE-16S-22MPB	145
GE-16S-3/4UNF	147
GE-16S-4EO	144
GE-16S-4RP	145
GE-16S-6EO	144
GE-16S-6N	146
GE-16S-6RP	145
GE-16S-6RT	146
GE-16S-7/8UNF	147
GE-16S-8EO	144
GE-16S-8N	146
GE-16S-8RP	145
GE-16S-8RT	146
GE-18L-11/16UNF	147
GE-18L-12EO	144
GE-18L-12N	146
GE-18L-12RP	145
GE-18L-12RT	146
GE-18L-16EO	144
GE-18L-16N	146
GE-18L-16RP	145
GE-18L-18MEO	144
GE-18L-18MPB	145
GE-18L-22MEO	144
GE-18L-22MPB	145
GE-18L-26MEO	144
GE-18L-26MPB	145
GE-18L-3/4UNF	147
GE-18L-6EO	144
GE-18L-6N	146
GE-18L-6RP	145
GE-18L-6RT	146
GE-18L-7/8UNF	147
GE-18L-8EO	144
GE-18L-8N	146
GE-18L-8RP	145
GE-18L-8RT	146
GE-20S-11/16UNF	147
GE-20S-12EO	144
GE-20S-12N	146
GE-20S-12RP	145
GE-20S-12RT	146
GE-20S-15/16UNF	147
GE-20S-16EO	144
GE-20S-16N	146
GE-20S-16RP	145
GE-20S-20EO	144
GE-20S-20N	146
GE-20S-20RP	145
GE-20S-27MEO	144
GE-20S-27MPB	145
GE-20S-3/4UNF	147
GE-20S-6EO	144
GE-20S-6N	146
GE-20S-6RP	145
GE-20S-7/8UNF	147
GE-20S-8EO	144
GE-20S-8RP	145
GE-20S-8RT	146
GE-22L-11/16UNF	147
GE-22L-12EO	144
GE-22L-12N	146
GE-22L-12RP	145
GE-22L-12RT	146
GE-22L-15/16UNF	147
GE-22L-16EO	144
GE-22L-16N	146
GE-22L-16RP	145
GE-22L-16RT	146
GE-22L-20EO	144
GE-22L-20N	146
GE-22L-20RP	145
GE-22L-22MEO	144
GE-22L-22MPB	145
GE-22L-26MEO	144
GE-22L-26MPB	145
GE-22L-3/4UNF	147
GE-22L-6EO	144
GE-22L-6N	146
GE-22L-6RP	145
GE-22L-6RT	146
GE-22L-7/8UNF	147
GE-22L-8EO	144
GE-22L-8N	146
GE-22L-8RP	145
GE-22L-8RT	146
GE-25S-11/16UNF	147
GE-25S-12EO	144
GE-25S-12N	146
GE-25S-12RP	145
GE-25S-12RT	146
GE-25S-15/16UNF	147
GE-25S-16EO	144
GE-25S-16N	146
GE-25S-16RP	145
GE-25S-16RT	146
GE-25S-20EO	144
GE-25S-20N	146
GE-25S-20RP	145
GE-25S-33MEO	144
GE-25S-33MPB	145
GE-25S-8EO	144
GE-25S-8N	146
GE-25S-8RP	145
GE-28L-11/16UNF	147
GE-28L-12EO	144
GE-28L-12N	146
GE-28L-12RP	145
GE-28L-12RT	146
GE-28L-15/16UNF	147
GE-28L-15/8UNF	147
GE-28L-16EO	144
GE-28L-16N	146
GE-28L-16RP	145
GE-28L-16RT	146
GE-28L-20EO	144
GE-28L-20N	146
GE-28L-20RP	145
GE-28L-20RT	146
GE-28L-24EO	144
GE-28L-24RP	145
GE-28L-33MEO	144
GE-28L-33MPB	145
GE-28L-8EO	144
GE-28L-8N	146
GE-28L-8RP	145
GE-28L-8RT	146
GE-30S-11/16UNF	147
GE-30S-12EO	144
GE-30S-12N	146
GE-30S-12RP	145
GE-30S-15/16UNF	147
GE-30S-15/8UNF	147
GE-30S-16EO	144
GE-30S-16N	146
GE-30S-16RP	145
GE-30S-20EO	144
GE-30S-20N	146
GE-30S-20RP	145
GE-30S-20RT	146
GE-30S-24EO	144
GE-30S-24N	146
GE-30S-24RP	145
GE-30S-42MEO	144
GE-30S-42MPB	145
GE-35L-12EO	144
GE-35L-12RP	145
GE-35L-15/16UNF	147
GE-35L-15/8UNF	147
GE-35L-16EO	144
GE-35L-16N	146
GE-35L-16RP	145
GE-35L-16RT	146
GE-35L-20EO	144
GE-35L-20N	146
GE-35L-20RP	145
GE-35L-20RT	146
GE-35L-24EO	144
GE-35L-24N	146
GE-35L-24RP	145
GE-35L-24RT	146
GE-35L-42MEO	144
GE-35L-42MPB	145
GE-38S-15/8UNF	147
GE-38S-16EO	144
GE-38S-16N	146
GE-38S-16RP	145
GE-38S-17/8UNF	147
GE-38S-20EO	144
GE-38S-20N	146
GE-38S-20RP	145
GE-38S-24EO	144
GE-38S-24N	146
GE-38S-24RP	145
GE-38S-24RT	146
GE-38S-48MEO	144
GE-38S-48MPB	145
GE-42L-15/8UNF	147
GE-42L-16EO	144
GE-42L-16N	146
GE-42L-16RP	145
GE-42L-17/8UNF	147
GE-42L-20EO	144
GE-42L-20N	146
GE-42L-20RP	145
GE-42L-20RT	146
GE-42L-24EO	144
GE-42L-24N	146
GE-42L-24RP	145
GE-42L-24RT	146
GE-42L-32EO	144
GE-42L-48MEO	144
GE-42L-48MPB	145
GE-6L-1/2UNF	147
GE-6L-10MEO	144
GE-6L-10MPB	145
GE-6L-12MEO	144
GE-6L-12MPB	145
GE-6L-14MEO	144
GE-6L-14MPB	145
GE-6L-2EO	144
GE-6L-2N	146

Code	Page
GE-6L2RP	145
GE-6L2RT	146
GE-6L4EO	144
GE-6L4N	146
GE-6L4RP	145
GE-6L4RT	146
GE-6L6EO	144
GE-6L6N	146
GE-6L6RP	145
GE-6L6RT	146
GE-6L7/16UNF	147
GE-6L8EO	144
GE-6L8N	146
GE-6L8RP	145
GE-6L8RT	146
GE-6L9/16UNF	147
GE-6S-12MEO	144
GE-6S-12MPB	145
GE-6S-14MEO	144
GE-6S-14MPB	145
GE-6S-2EO	144
GE-6S-2N	146
GE-6S-2RP	145
GE-6S-2RT	146
GE-6S-4EO	144
GE-6S-4N	146
GE-6S-4RP	145
GE-6S-4RT	146
GE-6S-6EO	144
GE-6S-6N	146
GE-6S-6RP	145
GE-6S-6RT	146
GE-6S-7/16UNF	147
GE-6S-8EO	144
GE-6S-8N	146
GE-6S-8RP	145
GE-8L-1/2UNF	147
GE-8L-10MEO	144
GE-8L-10MPB	145
GE-8L-12MEO	144
GE-8L-12MPB	145
GE-8L-14MEO	144
GE-8L-14MPB	145
GE-8L-16MEO	144
GE-8L-16MPB	145
GE-8L-18MEO	144
GE-8L-18MPB	145
GE-8L-2EO	144
GE-8L-2N	146
GE-8L-2RP	145
GE-8L-2RT	146
GE-8L-4EO	144
GE-8L-4N	146
GE-8L-4RP	145
GE-8L-4RT	146
GE-8L-6EO	144
GE-8L-6N	146
GE-8L-6RP	145
GE-8L-6RT	146
GE-8L-7/16UNF	147
GE-8L-8EO	144
GE-8L-8N	146
GE-8L-8RP	145
GE-8L-8RT	146
GE-8L-9/16UNF	147
GE-8S-1/2UNF	147
GE-8S-12MEO	144
GE-8S-14MEO	144
GE-8S-14MPB	145
GE-8S-16MEO	144
GE-8S-2EO	144
GE-8S-2N	146
GE-8S-2RP	145
GE-8S-2RT	146
GE-8S-4EO	144
GE-8S-4N	146
GE-8S-4RP	145
GE-8S-4RT	146
GE-8S-6EO	144
GE-8S-6N	146
GE-8S-6RP	145
GE-8S-6RT	146
GE-8S-7/16UNF	147
GE-8S-8EO	144
GE-8S-8N	146
GE-8S-8RP	145
GE-8S-9/16UNF	147
GES 10 LR	132
GES 10 LR 1/2	132
GES 10 LR 1/2-WD	132
GES 10 LR 3/8	132
GES 10 LR 3/8-WD	132
GES 10 LR-WD	132
GES 10 SR	132
GES 10 SR 1/2	132
GES 10 SR 1/2-WD	132
GES 10 SR 1/4	132
GES 10 SR 1/4-WD	132
GES 10 SR-WD	132
GES 12 LR	132
GES 12 LR 1/2	132
GES 12 LR 1/2-WD	132
GES 12 LR 1/4	132
GES 12 LR 1/4-WD	132
GES 12 LR-WD	132
GES 12 SR	132
GES 12 SR 1/2	132
GES 12 SR 1/2-WD	132
GES 12 SR 1/4	132
GES 12 SR 1/4-WD	132
GES 12 SR-WD	132
GES 14 SR	132
GES 14 SR-WD	132
GES 15 LR	132
GES 15 LR 3/4	132
GES 15 LR-WD	132
GES 16 SR	132
GES 16 SR 3/4	132
GES 16 SR 3/4-WD	132
GES 16 SR 3/8	132
GES 16 SR 3/8-WD	132
GES 16 SR-WD	132
GES 18 LR	132
GES 18 LR-WD	132
GES 20 SR	132
GES 20 SR 1/2	132
GES 20 SR-WD	132
GES 22 LR	132
GES 22 LR 1/2	132
GES 22 LR-WD	132
GES 25 SR	132
GES 25 SR 3/4	132
GES 25 SR 3/4-WD	132
GES 25 SR-WD	132
GES 28 LR	132
GES 28 LR 3/4	132
GES 28 LR-WD	132
GES 30 SR	132
GES 30 SR-WD	132
GES 35 LR	132
GES 35 LR-WD	132
GES 38 SR	132
GES 38 SR 1.1/4	132
GES 38 SR-WD	132
GES 42 LR	132
GES 42 LR-WD	132
GES 6 LR	132
GES 6 LR 1/4	132
GES 6 LR 1/4-WD	132
GES 6 LR-WD	132
GES 6 SR	132
GES 6 SR-WD	132
GES 8 LR	132
GES 8 LR 1/8	132
GES 8 LR 1/8-WD	132
GES 8 LR 3/8	132
GES 8 LR 3/8-WD	132
GES 8 LR-WD	132
GES 8 SR	132
GES 8 SR 3/8	132
GES 8 SR 3/8-WD	132
GES 8 SR-WD	132
GES10 LR 1/2FOA	132
GES10 LR 3/8FOA	132
GES10 LRFOA	132
GES10 SR 1/4FOA	132
GES10 SRFOA	132
GES12 LR 1/2FOA	132
GES12 LR 1/4FOA	132
GES12 LRFOA	132
GES12 SR 1/2FOA	132
GES12 SR 1/4FOA	132
GES12 SRFOA	132
GES14 SRFOA	132
GES15 LR 3/8FOA	132
GES15 LRFOA	132
GES16 SR 3/4FOA	132
GES16 SR 3/8FOA	132
GES16 SRFOA	132
GES18 LR 3/4FOA	132
GES18 LRFOA	132
GES20 SR 1/2FOA	132
GES20 SRFOA	132
GES22 LR 1/2FOA	132
GES22 LRFOA	132
GES25 SR 3/4FOA	132
GES25 SRFOA	132
GES28 LR 3/4FOA	132
GES28 LRFOA	132
GES30 SR 1FOA	132
GES35 LRFOA	132
GES38 SR 11/4FOA	132
GES38 SR 1FOA	132
GES6 LR 1/4FOA	132
GES6 LR 3/8FOA	132
GES6 LRFOA	132
GES8 LR 1/8FOA	132
GES8 LR 3/8FOA	132
GES8 LRFOA	132
GES8 SRFOA	132
GEV10L1/4NPT	121
GEV10L3/8NPT	121
GEV10L7/16-20UNF	121
GEV10L9/16-18UNF	121
GEV10LM	119
GEV10LM16X1.5	119
GEV10LM18X1.5	119
GEV10LM22X1.5	119
GEV10LMWD	120
GEV10LR	120
GEV10LR1/2	120
GEV10LR1/2FOA	119
GEV10LR1/2WD	120
GEV10LR3/8	120
GEV10LR3/8FOA	119
GEV10LR3/8K	119
GEV10LR3/8WD	120
GEV10LRFOA	119
GEV10LRK	119
GEV10LRWD	120
GEV10S1/4NPT	121
GEV10S3/8NPT	121
GEV10S9/16-18UNF	121
GEV10SM	119
GEV10SMWD	120
GEV10SR	120
GEV10SR1/2	120
GEV10SR1/2WD	120
GEV10SR1/4	120
GEV10SR1/4FOA	119
GEV10SR1/4WD	120
GEV10SRFOA	119
GEV10SRWD	120
GEV12L1/2NPT	121
GEV12L1/4NPT	121
GEV12L3/4-16UNF	121
GEV12L3/8NPT	121
GEV12L7/8-14UNF	121
GEV12L9/16-18UNF	121
GEV12LM	119
GEV12LM18X1.5	119
GEV12LM18X1.5WD	120
GEV12LM22X1.5	119
GEV12LM22X1.5WD	120
GEV12LMWD	120
GEV12LR	120
GEV12LR1/2	120
GEV12LR1/2FOA	119
GEV12LR1/2WD	120
GEV12LR1/4	120
GEV12LR1/4FOA	119
GEV12LR1/4K	119
GEV12LR1/4WD	120
GEV12LRFOA	119
GEV12LRK	119
GEV12LRWD	120
GEV12S1/2NPT	121
GEV12S1/4NPT	121
GEV12S3/4-16UNF	121
GEV12S3/8NPT	121
GEV12SM	119
GEV12SMWD	120
GEV12SR	120
GEV12SR1/2	120
GEV12SR1/2FOA	119
GEV12SR1/2WD	120
GEV12SR1/4	120
GEV12SR1/4FOA	119
GEV12SR1/4WD	120
GEV12SRFOA	119
GEV12SRWD	120
GEV14S1/2NPT	121
GEV14SM	119
GEV14SMWD	120
GEV14SR	120
GEV14SR3/8	120
GEV14SRFOA	119
GEV14SRWD	120
GEV15L1/2NPT	121
GEV15L3/4-16UNF	121
GEV15L7/8-14UNF	121
GEV15LM	119
GEV15LM22X1.5	119
GEV15LM22X1.5WD	120
GEV15LMD	120
GEV15LR	120
GEV15LR3/4	120
GEV15LR3/8	120
GEV15LR3/8FOA	119
GEV15LR3/8WD	120
GEV15LRFOA	119
GEV15LRK	119
GEV15LRWD	120
GEV16S1/2NPT	121
GEV16S3/4-16UNF	121
GEV16S7/8-14UNF	121
GEV16SM	119
GEV16SM18X1.5	119
GEV16SMWD	120
GEV16SR	120
GEV16SR3/4	120
GEV16SR3/4FOA	119
GEV16SR3/4WD	120
GEV16SR3/8	120
GEV16SR3/8FOA	119
GEV16SR3/8WD	120
GEV16SRFOA	119
GEV16SRWD	120
GEV18L1/2NPT	121
GEV18L3/4-16UNF	121
GEV18L7/8-14UNF	121
GEV18LM	119
GEV18LM18X1.5	119
GEV18LM18X1.5WD	120
GEV18LMWD	120
GEV18LR	120
GEV18LR3/4	120
GEV18LR3/4FOA	119
GEV18LR3/4WD	120
GEV18LR3/8	120

Code	Page
GEV18LRFOA	**119**
GEV18LRWD	**120**
GEV20S11/16-12UN	**121**
GEV20S3/4-16UNF	**121**
GEV20S7/8-14UNF	**121**
GEV20SM	**119**
GEV20SMWD	**120**
GEV20SR	**120**
GEV20SR1	**120**
GEV20SR1/2	**120**
GEV20SR1/2FOA	**119**
GEV20SRFOA	**119**
GEV20SRWD	**120**
GEV22L11/16-12UN	**121**
GEV22L3/4NPT	**121**
GEV22L7/8-14UNF	**121**
GEV22LM	**119**
GEV22LMWD	**120**
GEV22LR	**120**
GEV22LR1	**120**
GEV22LR1/2	**120**
GEV22LR1/2FOA	**119**
GEV22LRFOA	**119**
GEV22LRWD	**120**
GEV25S1NPT	**121**
GEV25SM	**119**
GEV25SMWD	**120**
GEV25SR	**120**
GEV25SR3/4	**120**
GEV25SR3/4FOA	**119**
GEV25SR3/4WD	**120**
GEV25SRFOA	**119**
GEV25SRWD	**120**
GEV28L15/16-12UN	**121**
GEV28L1NPT	**121**
GEV28L7/8-14UNF	**121**
GEV28LM	**119**
GEV28LMWD	**120**
GEV28LR	**120**
GEV28LR3/4	**120**
GEV28LR3/4FOA	**119**
GEV28LRFOA	**119**
GEV28LRWD	**120**
GEV30S15/8-12UN	**121**
GEV30SM	**119**
GEV30SMWD	**120**
GEV30SR	**120**
GEV30SR1	**120**
GEV30SR11/4FOA	**119**
GEV30SR1FOA	**119**
GEV30SR3/4	**120**
GEV30SRWD	**120**
GEV35L11/4NPT	**121**
GEV35L15/16-12UN	**121**
GEV35L15/8-12UN	**121**
GEV35LM	**119**
GEV35LMWD	**120**
GEV35LR1	**120**
GEV35LRFOA	**119**
GEV35LRWD	**120**
GEV38S11/2NPT	**121**
GEV38SM	**119**
GEV38SMWD	**120**
GEV38SR	**120**
GEV38SR11/4	**120**
GEV38SR11/4FOA	**119**
GEV38SR1FOA	**119**
GEV38SRFOA	**119**
GEV38SRWD	**120**
GEV42L11/2NPT	**121**
GEV42LM	**119**
GEV42LR	**120**
GEV42LRWD	**120**
GEV4LL1/8NPT	**121**
GEV4LLRK	**119**
GEV6L1/4NPT	**121**
GEV6L1/8NPT	**121**
GEV6LL1/8NPT	**121**
GEV6LLRK	**119**
GEV6LM12X1.5	**119**
GEV6LMWD	**120**
GEV6LR	**120**
GEV6LR1/4	**120**
GEV6LR1/4FOA	**119**
GEV6LR1/4WD	**120**
GEV6LR3/8	**120**
GEV6LR3/8FOA	**119**
GEV6LRFOA	**119**
GEV6LRWD	**120**
GEV6SM	**119**
GEV6SMWD	**120**
GEV6SR	**120**
GEV6SRWD	**120**
GEV8L1/4NPT	**121**
GEV8L7/16-20UNF	**121**
GEV8L9/16-18UNF	**121**
GEV8LL1/8NPT	**121**
GEV8LLRK	**119**
GEV8LM	**119**
GEV8LM16X1.5	**119**
GEV8LMWD	**120**
GEV8LR	**120**
GEV8LR1/2	**120**
GEV8LR1/8	**120**
GEV8LR1/8FOA	**119**
GEV8LR1/8WD	**120**
GEV8LR3/8	**120**
GEV8LR3/8FOA	**119**
GEV8LR3/8WD	**120**
GEV8LRFOA	**119**
GEV8LRK	**119**
GEV8LRWD	**120**
GEV8S1/4NPT	**121**
GEV8SM	**119**
GEV8SMWD	**120**
GEV8SR	**120**
GEV8SR1/2	**120**
GEV8SR3/8	**120**
GEV8SR3/8WD	**120**
GEV8SRFOA	**119**
GEV8SRWD	**120**
GF1-1	**1356**
GF1-112	**1356**
GF1-112N	**1356**
GF1-114	**1356**
GF1-114N	**1356**
GF1-12	**1356**
GF1-12N	**1356**
GF1-14	**1356**
GF1-14N	**1356**
GF1-1N	**1356**
GF1-2	**1356**
GF120-1	**1359**
GF120-112	**1359**
GF120-112N	**1359**
GF120-114	**1359**
GF120-114N	**1359**
GF120-12	**1359**
GF120-12N	**1359**
GF120-1N	**1359**
GF120-2	**1359**
GF120-212N	**1359**
GF120-2N	**1359**
GF120-3	**1359**
GF120-34	**1359**
GF120-34N	**1359**
GF120-3N	**1359**
GF121-1	**1359**
GF121-112	**1359**
GF121-112N	**1359**
GF121-114	**1359**
GF121-114N	**1359**
GF121-12	**1359**
GF121-12N	**1359**
GF121-1N	**1359**
GF121-2	**1359**
GF1-212	**1356**
GF121-212	**1359**
GF121-2N	**1359**
GF1-212N	**1356**
GF121-3	**1359**
GF121-34	**1359**
GF121-34N	**1359**
GF121-38	**1359**
GF121-38N	**1359**
GF1-2N	**1356**
GF1-3	**1356**
GF130-1	**1360**
GF130-1-112	**1360**
GF130-1-112N	**1360**
GF130-1-114	**1360**
GF130-1-114N	**1360**
GF130-112	**1360**
GF130-1-12	**1360**
GF130-112-1	**1360**
GF130-1-12-1	**1361**
GF130-112-1-1	**1361**
GF130-112-1-112	**1361**
GF130-112-1-112N	**1361**
GF130-112-114	**1360**
GF130-112-114-1	**1361**
GF130-112-114114	**1361**
GF130-112114114N	**1361**
GF130-112-11412	**1361**
GF130-112-11412N	**1361**
GF130-112-114-1N	**1361**
GF130-112-114N	**1360**
GF130-112-1-1N	**1361**
GF130-112-12	**1360**
GF130-112-12-112	**1361**
GF130-112-12112N	**1361**
GF130-112-12N	**1360**
GF130-112-1N	**1360**
GF130-1-12-1N	**1361**
GF130-112-2	**1360**
GF130-112-2N	**1360**
GF130-112-34	**1360**
GF130-112-34N	**1360**
GF130-112N	**1360**
GF130-1-12N	**1360**
GF130-114	**1360**
GF130-114-1	**1360**
GF130-114-1-1	**1361**
GF130-114-1-114	**1361**
GF130-114-1-114N	**1361**
GF130-114-1-12	**1361**
GF130-114-1-12N	**1361**
GF130-114-1-1N	**1361**
GF130-114-12	**1360**
GF130-114-12-114	**1361**
GF130-114-12114N	**1361**
GF130-114-12N	**1360**
GF130-114-1-34	**1361**
GF130-114-1-34N	**1361**
GF130-114-1N	**1360**
GF130-114-34	**1360**
GF130-114-34N	**1360**
GF130-114N	**1360**
GF130-12	**1360**
GF130-12-14	**1360**
GF130-12-14N	**1360**
GF130-12-34	**1360**
GF130-12-34N	**1360**
GF130-12-38	**1360**
GF130-12-38-38	**1361**
GF130-12-38-38N	**1361**
GF130-12-38N	**1360**
GF130-12N	**1360**
GF130-1-34	**1360**
GF130-1-34-1	**1361**
GF130-1-34-12	**1361**
GF130-1-34-12N	**1361**
GF130-1-34-1N	**1361**
GF130-1-34-34	**1361**
GF130-1-34-34N	**1361**
GF130-1-34N	**1360**
GF130-1-38	**1360**
GF130-1-38N	**1360**
GF130-14	**1360**
GF130-14N	**1360**
GF130-1N	**1360**
GF130-2	**1360**
GF130-2-1	**1360**
GF130-2-112	**1360**
GF130-2-112-1	**1361**
GF130-2-112-112N	**1361**
GF130-2-112-114	**1361**
GF130-2-112-114N	**1361**
GF130-2-112-1N	**1361**
GF130-2-112-2	**1361**
GF130-2-112-2N	**1361**
GF130-2-112N	**1360**
GF130-2-114	**1360**
GF130-2-114N	**1360**
GF130-212	**1360**
GF130-2-12	**1360**
GF130-2-1-2	**1361**
GF130-212-1	**1360**
GF130-212-112	**1360**
GF130-212-112212	**1361**
GF130-212112212N	**1361**
GF130-212-112N	**1360**
GF130-212-114	**1360**
GF130-212-114N	**1360**
GF130-212-12	**1360**
GF130-212-12N	**1360**
GF130-212-1N	**1360**
GF130-212-2	**1360**
GF130-2-12-2	**1361**
GF130-212-2-2	**1361**
GF130-212-2-2N	**1361**
GF130-212-2N	**1360**
GF130-2-12-2N	**1361**
GF130-212-34	**1360**
GF130-212-34N	**1360**
GF130-212N	**1360**
GF130-2-12N	**1360**
GF130-2-1-2N	**1361**
GF130-2-1N	**1360**
GF130-2-212	**1360**
GF130-2-212N	**1360**
GF130-2-34	**1360**
GF130-2-34-2	**1361**
GF130-2-34-2N	**1361**
GF130-2-34N	**1360**
GF130-2N	**1360**
GF130-3	**1360**
GF130-3-1	**1360**
GF130-3-112	**1360**
GF130-3-112N	**1360**
GF130-3-114	**1360**
GF130-3-114N	**1360**
GF130-3-1N	**1360**
GF130-3-2	**1360**
GF130-3-212	**1360**
GF130-3-212N	**1360**
GF130-3-2-2	**1361**
GF130-3-2N	**1360**
GF130-3-34	**1360**
GF130-3-34N	**1360**
GF130-34	**1360**
GF130-34-1	**1360**
GF130-34-12	**1360**
GF130-34-12-12	**1361**
GF130-34-12-12N	**1361**
GF130-34-12-34	**1361**
GF130-34-12-34N	**1361**
GF130-34-12N	**1360**
GF130-34-14	**1360**
GF130-34-14N	**1360**
GF130-34-1N	**1360**
GF130-34-38	**1360**
GF130-34-38N	**1360**
GF130-34N	**1360**
GF130-38	**1360**
GF130-38-14	**1360**
GF130-38-14N	**1360**
GF130-38N	**1360**
GF130-3N	**1360**
GF130-4-1	**1360**

Code	Page
GF130-4-112	**1360**
GF130-4-112N	**1360**
GF130-4-1N	**1360**
GF130-4-2	**1360**
GF130-4-212N	**1360**
GF130-4-2N	**1360**
GF130-4-3	**1360**
GF130-4-3N	**1360**
GF130-4N	**1360**
GF130-5	**1360**
GF130-5N	**1360**
GF130-6N	**1360**
GF131-1	**1361**
GF131-112	**1361**
GF131-1-12	**1362**
GF131-112-1	**1362**
GF131-112-114	**1362**
GF131-112-114N	**1362**
GF131-112-1N	**1362**
GF131-112-34	**1362**
GF131-112-34N	**1362**
GF131-112N	**1361**
GF131-1-12N	**1362**
GF131-114	**1361**
GF131-114-1	**1362**
GF131-114-12	**1362**
GF131-114-12N	**1362**
GF131-114-1N	**1362**
GF131-114-34	**1362**
GF131-114-34N	**1362**
GF131-114N	**1361**
GF131-12	**1361**
GF131-12N	**1361**
GF131-1-34	**1362**
GF131-1-34-34	**1362**
GF131-1-34-34N	**1362**
GF131-1-34N	**1362**
GF131-1N	**1361**
GF131-2	**1361**
GF131-2-1	**1362**
GF131-2-112	**1362**
GF131-2-112N	**1362**
GF131-2-114	**1362**
GF131-2-114N	**1362**
GF131-212	**1361**
GF131-212-114	**1362**
GF131-212N	**1361**
GF131-2-1N	**1362**
GF131-2-34	**1362**
GF131-2-34N	**1362**
GF131-2N	**1361**
GF131-3	**1361**
GF131-3-2	**1362**
GF131-3-2N	**1362**
GF131-34	**1361**
GF131-34-12	**1362**
GF131-34-12-12	**1362**
GF131-34-12-12N	**1362**
GF131-34-12N	**1362**
GF131-34N	**1361**
GF131-3N	**1361**
GF131-4N	**1361**
GF132-1	**1362**
GF132-112	**1362**
GF132-112N	**1362**
GF132-114	**1362**
GF132-114N	**1362**
GF132-12	**1362**
GF132-12N	**1362**
GF132-1N	**1362**
GF132-2	**1362**
GF132-2N	**1362**
GF132-34	**1362**
GF132-34N	**1362**
GF1-34	**1356**
GF1-34N	**1356**
GF1-38	**1356**
GF1-38N	**1356**
GF1-3N	**1356**
GF1-4N	**1356**
GF180-1	**1362**
GF180-112	**1362**
GF180-112N	**1362**
GF180-114	**1362**
GF180-114N	**1362**
GF180-12	**1362**
GF180-12N	**1362**
GF180-1N	**1362**
GF180-2	**1362**
GF180-212	**1362**
GF180-212N	**1362**
GF180-2N	**1362**
GF180-3	**1362**
GF180-34	**1362**
GF180-34N	**1362**
GF180-3N	**1362**
GF180-4	**1362**
GF180-4N	**1362**
GF1A-1	**1356**
GF1A-112	**1356**
GF1A-112N	**1356**
GF1A-114	**1356**
GF1A-114N	**1356**
GF1A-12	**1356**
GF1A-12N	**1356**
GF1A-14	**1356**
GF1A-14N	**1356**
GF1A-1N	**1356**
GF1A-2	**1356**
GF1A-212N	**1356**
GF1A-2N	**1356**
GF1A-3	**1356**
GF1A-34	**1356**
GF1A-34N	**1356**
GF1A-38	**1356**
GF1A-38N	**1356**
GF1A-3N	**1356**
GF1A-4	**1356**
GF1A-4N	**1356**
GF2-1	**1356**
GF2-112	**1356**
GF2-112N	**1356**
GF2-114	**1356**
GF2-114N	**1356**
GF2-12	**1356**
GF2-12N	**1356**
GF2-14	**1356**
GF2-14N	**1356**
GF2-1N	**1356**
GF2-2	**1356**
GF2-212	**1356**
GF2-212N	**1356**
GF2-2N	**1356**
GF2-3	**1356**
GF2-34	**1356**
GF2-34N	**1356**
GF2-38	**1356**
GF2-38N	**1356**
GF2-3N	**1356**
GF240-1-12	**1363**
GF240-112-1	**1363**
GF240-112-114	**1363**
GF240-112-114N	**1363**
GF240-112-12	**1363**
GF240-112-12N	**1363**
GF240-112-1N	**1363**
GF240-112-34	**1363**
GF240-112-34N	**1363**
GF240-1-12N	**1363**
GF240-114-1	**1363**
GF240-114-12	**1363**
GF240-114-12N	**1363**
GF240-114-1N	**1363**
GF240-114-34	**1363**
GF240-114-34N	**1363**
GF240-12-14	**1363**
GF240-12-14N	**1363**
GF240-12-38N	**1363**
GF240-1-34	**1363**
GF240-1-34N	**1363**
GF240-14-18	**1363**
GF240-14-18N	**1363**
GF240-2-1	**1363**
GF240-2-112	**1363**
GF240-2-112N	**1363**
GF240-2-114	**1363**
GF240-2-114N	**1363**
GF240-212-112	**1363**
GF240-212-112N	**1363**
GF240-212-2	**1363**
GF240-212-2N	**1363**
GF240-2-1N	**1363**
GF240-2-34	**1363**
GF240-2-34N	**1363**
GF240-3-112	**1363**
GF240-3-112N	**1363**
GF240-3-2	**1363**
GF240-3-212	**1363**
GF240-3-212N	**1363**
GF240-3-2N	**1363**
GF240-34-12	**1363**
GF240-34-12N	**1363**
GF240-34-38	**1363**
GF240-34-38N	**1363**
GF240-38-14	**1363**
GF240-38-14N	**1363**
GF240-4-2	**1363**
GF240-4-212	**1363**
GF240-4-212N	**1363**
GF240-4-2N	**1363**
GF240-4-3	**1363**
GF240-4-3N	**1363**
GF241-1-12	**1364**
GF241-112-1	**1364**
GF241-112-114	**1364**
GF241-112-114N	**1364**
GF241-112-12	**1364**
GF241-112-12N	**1364**
GF241-112-1N	**1364**
GF241-112-34	**1364**
GF241-112-34N	**1364**
GF241-112-38	**1364**
GF241-112-38N	**1364**
GF241-1-12N	**1364**
GF241-1-14	**1364**
GF241-114-1	**1364**
GF241-114-12	**1364**
GF241-114-12N	**1364**
GF241-114-1N	**1364**
GF241-114-34	**1364**
GF241-114-34N	**1364**
GF241-114-38	**1364**
GF241-114-38N	**1364**
GF241-1-14N	**1364**
GF241-12-14	**1364**
GF241-12-14N	**1364**
GF241-12-18	**1364**
GF241-12-18N	**1364**
GF241-12-38	**1364**
GF241-12-38N	**1364**
GF241-1-34	**1364**
GF241-1-34N	**1364**
GF241-1-38	**1364**
GF241-1-38N	**1364**
GF241-14-18	**1364**
GF241-14-18N	**1364**
GF241-2-1	**1364**
GF241-2-112	**1364**
GF241-2-112N	**1364**
GF241-2-114	**1364**
GF241-2-114N	**1364**
GF241-2-12	**1364**
GF241-212-1	**1364**
GF241-212-112N	**1364**
GF241-212-114	**1364**
GF241-212-114N	**1364**
GF241-212-1N	**1364**
GF241-212-2	**1364**
GF241-212-2N	**1364**
GF241-2-12N	**1364**
GF241-2-1N	**1364**
GF241-2-34	**1364**
GF241-2-34N	**1364**
GF241-3-1	**1364**
GF241-3-112	**1364**
GF241-3-112N	**1364**
GF241-3-114	**1364**
GF241-3-114N	**1364**
GF241-3-1N	**1364**
GF241-3-2	**1364**
GF241-3-212	**1364**
GF241-3-212N	**1364**
GF241-3-2N	**1364**
GF241-34-12	**1364**
GF241-34-12N	**1364**
GF241-34-14	**1364**
GF241-34-14N	**1364**
GF241-34-38	**1364**
GF241-34-38N	**1364**
GF241-38-14	**1364**
GF241-38-14N	**1364**
GF241-38-18	**1364**
GF241-38-18N	**1364**
GF241-4-2	**1364**
GF241-4-212	**1364**
GF241-4-212N	**1364**
GF241-4-2N	**1364**
GF241-4-3	**1364**
GF241-4-3N	**1364**
GF241-6-4N	**1364**
GF245-1-12	**1364**
GF245-112-1	**1364**
GF245-112-114	**1364**
GF245-112-114N	**1364**
GF245-112-1N	**1364**
GF245-1-12N	**1364**
GF245-114-1	**1364**
GF245-114-1N	**1364**
GF245-114-34	**1364**
GF245-114-34N	**1364**
GF245-12-14	**1364**
GF245-12-14N	**1364**
GF245-12-38	**1364**
GF245-12-38N	**1364**
GF245-1-34	**1364**
GF245-1-34N	**1364**
GF245-14-18	**1364**
GF245-14-18N	**1364**
GF245-2-1	**1364**
GF245-2-112	**1364**
GF245-2-112N	**1364**
GF245-2-114	**1364**
GF245-2-114N	**1364**
GF245-2-1N	**1364**
GF245-3-2N	**1364**
GF245-34-12	**1364**
GF245-34-12N	**1364**
GF245-34-38	**1364**
GF245-34-38N	**1364**
GF245-38-14	**1364**
GF245-38-14N	**1364**
GF246-114-1	**1365**
GF246-114-1N	**1365**
GF246-1-34	**1365**
GF246-1-34N	**1365**
GF246-34-12N	**1365**
GF2-4N	**1356**
GF260-1-12	**1365**
GF260-112-1	**1365**
GF260-112-114	**1365**
GF260-112-114N	**1365**
GF260-112-1N	**1365**
GF260-1-12N	**1365**
GF260-114-1	**1365**
GF260-114-12	**1365**
GF260-114-12N	**1365**
GF260-114-1N	**1365**
GF260-114-34	**1365**
GF260-114-34N	**1365**
GF260-1-34	**1365**

Code	Page
GF260-1-34N	1365
GF260-2-1	1365
GF260-2-112	1365
GF260-2-112N	1365
GF260-2-114	1365
GF260-2-114N	1365
GF260-2-12	1365
GF260-2-12N	1365
GF260-2-1N	1365
GF260-34-12	1365
GF260-34-12N	1365
GF270-1	1365
GF270-112	1365
GF270-112N	1365
GF270-114	1365
GF270-114N	1365
GF270-12	1365
GF270-12N	1365
GF270-14	1365
GF270-14N	1365
GF270-18	1365
GF270-18N	1365
GF270-1N	1365
GF270-2	1365
GF270-212	1365
GF270-212N	1365
GF270-2N	1365
GF270-3	1365
GF270-34	1365
GF270-34N	1365
GF270-38	1365
GF270-38N	1365
GF270-3N	1365
GF270-4	1365
GF270-4N	1365
GF280-1	1366
GF280-112	1366
GF280-112N	1366
GF280-114	1366
GF280-114N	1366
GF280-12	1366
GF280-12N	1366
GF280-14	1366
GF280-14N	1366
GF280-18	1366
GF280-18N	1366
GF280-1N	1366
GF280-2	1366
GF280-212	1366
GF280-212N	1366
GF280-2N	1366
GF280-3	1366
GF280-34	1366
GF280-34N	1366
GF280-38	1366
GF280-38N	1366
GF280-3N	1366
GF280-4	1366
GF280-4N	1366
GF290-1	1366
GF290-112	1366
GF290-112N	1366
GF290-114	1366
GF290-114N	1366
GF290-12	1366
GF290-12N	1366
GF290-14	1366
GF290-14N	1366
GF290-1N	1366
GF290-2	1366
GF290-2N	1366
GF290-34	1366
GF290-34N	1366
GF290-38	1366
GF290-38N	1366
GF291-1	1366
GF291-112	1366
GF291-112N	1366
GF291-114	1366
GF291-114N	1366
GF291-12	1366
GF291-12N	1366
GF291-1N	1366
GF291-2	1366
GF291-212	1366
GF291-212N	1366
GF291-2N	1366
GF291-3	1366
GF291-34	1366
GF291-34N	1366
GF291-3N	1366
GF291-4	1366
GF291-4N	1366
GF291S-1	1367
GF291S-112	1367
GF291S-112N	1367
GF291S-114	1367
GF291S-114N	1367
GF291S-12	1367
GF291S-12N	1367
GF291S-14	1367
GF291S-14N	1367
GF291S-18N	1367
GF291S-1N	1367
GF291S-2	1367
GF291S-2N	1367
GF291S-34	1367
GF291S-34N	1367
GF291S-38	1367
GF2A-1	1357
GF2A-112	1357
GF2A-112N	1357
GF2A-114	1357
GF2A-114N	1357
GF2A-12	1357
GF2A-12N	1357
GF2A-14	1357
GF2A-14N	1357
GF2A-1N	1357
GF2A-2	1357
GF2A-212	1357
GF2A-212N	1357
GF2A-2N	1357
GF2A-3	1357
GF2A-34	1357
GF2A-34N	1357
GF2A-38	1357
GF2A-38N	1357
GF2A-3N	1357
GF2A-4	1357
GF2A-4N	1357
GF300-1	1367
GF300-112	1367
GF300-112N	1367
GF300-114	1367
GF300-114N	1367
GF300-12	1367
GF300-12N	1367
GF300-14	1367
GF300-14N	1367
GF300-1N	1367
GF300-2	1367
GF300-212	1367
GF300-212N	1367
GF300-2N	1367
GF300-3	1367
GF300-34	1367
GF300-34N	1367
GF300-38N	1367
GF300-3N	1367
GF300-4	1367
GF300-4N	1367
GF3-1	1357
GF3-112	1357
GF3-112N	1357
GF3-114	1357
GF3-114N	1357
GF3-12	1357
GF312-1	1367
GF312-112	1367
GF312-112N	1367
GF312-114	1367
GF312-114N	1367
GF312-12	1367
GF312-12N	1367
GF312-14N	1367
GF312-1N	1367
GF312-2	1367
GF312-2N	1367
GF312-34	1367
GF312-34N	1367
GF312-38	1367
GF3-12N	1357
GF3-1N	1357
GF3-2	1357
GF321-1	1367
GF321-112	1367
GF321-112N	1367
GF321-114	1367
GF321-114N	1367
GF321-12N	1367
GF321-1N	1367
GF321-2N	1367
GF321-34	1367
GF3-2N	1357
GF330-1	1368
GF330-112	1368
GF330-112N	1368
GF330-114	1368
GF330-114N	1368
GF330-12	1368
GF330-12N	1368
GF330-1N	1368
GF330-2	1368
GF330-2N	1368
GF330-34	1368
GF330-34N	1368
GF3-34	1357
GF3-34N	1357
GF340-1	1368
GF340-112	1368
GF340-112N	1368
GF340-114	1368
GF340-114N	1368
GF340-12	1368
GF340-12N	1368
GF340-14	1368
GF340-14N	1368
GF340-1N	1368
GF340-2	1368
GF340-212	1368
GF340-212N	1368
GF340-2N	1368
GF340-3	1368
GF340-34	1368
GF340-34N	1368
GF340-38	1368
GF340-38N	1368
GF340-4	1368
GF340-4N	1368
GF341-1	1368
GF341-112	1368
GF341-112N	1368
GF341-114	1368
GF341-114N	1368
GF341-12	1368
GF341-12N	1368
GF341-14	1368
GF341-14N	1368
GF341-1N	1368
GF341-2	1368
GF341-212	1368
GF341-2N	1368
GF341-3	1368
GF341-34	1368
GF341-34N	1368
GF341-38	1368
GF341-38N	1368
GF341-3N	1368
GF342-1	1369
GF342-112	1369
GF342-112N	1369
GF342-114	1369
GF342-114N	1369
GF342-12	1369
GF342-12N	1369
GF342-14	1369
GF342-14N	1369
GF342-1N	1369
GF342-2	1369
GF342-212	1369
GF342-212N	1369
GF342-2N	1369
GF342-3	1369
GF342-34	1369
GF342-34N	1369
GF342-38	1369
GF342-38N	1369
GF342-3N	1369
GF342-4	1369
GF342-4N	1369
GF342A-1	1369
GF342A-112	1369
GF342A-112N	1369
GF342A-114	1369
GF342A-114N	1369
GF342A-12	1369
GF342A-12N	1369
GF342A-1N	1369
GF342A-2	1369
GF342A-2N	1369
GF342A-34	1369
GF342A-34N	1369
GF346-1	1369
GF346-112	1369
GF346-112N	1369
GF346-114	1369
GF346-114N	1369
GF346-12	1369
GF346-12N	1369
GF346-1N	1369
GF346-2	1369
GF346-2N	1369
GF346-34	1369
GF346-34N	1369
GF40-1	1357
GF40-112	1357
GF40-112N	1357
GF40-114	1357
GF40-114N	1357
GF40-12	1357
GF40-12N	1357
GF40-1N	1357
GF40-2	1357
GF40-2N	1357
GF40-34	1357
GF40-34N	1357
GF596-1	1368
GF596-112	1368
GF596-112N	1368
GF596-114	1368
GF596-114N	1368
GF596-12	1368
GF596-12N	1368
GF596-14	1368
GF596-14N	1368
GF596-1N	1368
GF596-2N	1368
GF596-34	1368
GF596-34N	1368
GF596-38	1368
GF596-38N	1368
GF60-1	1357
GF60-112	1357
GF60-112N	1357
GF60-114	1357
GF60-12	1357
GF60-12N	1357
GF60-1N	1357
GF60-2	1357
GF60-2N	1357
GF60-34	1357
GF60-34N	1357
GF90-1	1358
GF90-10-12	1358
GF90-10-12N	1358
GF90-112	1358
GF90-112N	1358
GF90-114	1358
GF90-114-1	1358

Code	Page
GF90-114-1N	**1358**
GF90-114N	**1358**
GF90-12	**1358**
GF90-12-14	**1358**
GF90-12-14N	**1358**
GF90-12-38	**1358**
GF90-12-38N	**1358**
GF90-12N	**1358**
GF90-1-34	**1358**
GF90-1-34N	**1358**
GF90-14	**1358**
GF90-14N	**1358**
GF90-18	**1358**
GF90-18N	**1358**
GF90-1N	**1358**
GF90-2	**1358**
GF90-212	**1358**
GF90-212N	**1358**
GF90-2N	**1358**
GF90-3	**1358**
GF90-34	**1358**
GF90-34-12	**1358**
GF90-34-12N	**1358**
GF90-34N	**1358**
GF90-38	**1358**
GF90-38-14N	**1358**
GF90-38N	**1358**
GF90-3N	**1358**
GF90-4	**1358**
GF90-4N	**1358**
GF90-5	**1358**
GF90-5N	**1358**
GF92-1	**1358**
GF92-112	**1358**
GF92-112N	**1358**
GF92-114	**1358**
GF92-114N	**1358**
GF92-12	**1358**
GF92-12N	**1358**
GF92-1-34	**1358**
GF92-1-34N	**1358**
GF92-14	**1358**
GF92-14N	**1358**
GF92-18	**1358**
GF92-18N	**1358**
GF92-1N	**1358**
GF92-2	**1358**
GF92-212	**1358**
GF92-212N	**1358**
GF92-2N	**1358**
GF92-3	**1358**
GF92-34	**1358**
GF92-34-12	**1358**
GF92-34-12N	**1358**
GF92-34N	**1358**
GF92-38	**1358**
GF92-38N	**1358**
GF92-3N	**1358**
GF92-4N	**1358**
GF94-1	**1359**
GF94-1N	**1359**
GF94-34	**1359**
GF94-34N	**1359**
GF96-1	**1359**
GF96-112	**1359**
GF96-112N	**1359**
GF96-114	**1359**
GF96-114N	**1359**
GF96-12	**1359**
GF96-12N	**1359**
GF96-1N	**1359**
GF96-2	**1359**
GF96-2N	**1359**
GF96-34	**1359**
GF96-34N	**1359**
GF98-1	**1359**
GF98-112	**1359**
GF98-112N	**1359**
GF98-114	**1359**
GF98-114N	**1359**
GF98-12	**1359**
GF98-12N	**1359**
GF98-1N	**1359**
GF98-2	**1359**
GF98-2N	**1359**
GF98-34N	**1359**
GFS080GM	**104**
GFS080GM-038	**104**
GFS080GU-038	**104**
GFS080SM	**105**
GFS080SM-038	**105**
GFS080SM-A20	**105**
GFS080STM	**107**
GFS080STM-038	**107**
GFS080STU	**107**
GFS080STU-038	**107**
GFS080SU	**105**
GFS080SU-038	**105**
GFS080SU-A20	**105**
GFS100GM	**104**
GFS100GM-012	**104**
GFS100GU	**104**
GFS100GU-012	**104**
GFS100SM	**105**
GFS100SM-A25	**105**
GFS100STM	**107**
GFS100STU	**107**
GFS100SU	**105**
GFS100SU-A25	**105**
GFS102GM	**104**
GFS102GM-034	**104**
GFS102GU	**104**
GFS102GU-034	**104**
GFS102SM	**105**
GFS102SM-A30	**105**
GFS102STM	**107**
GFS102STU	**107**
GFS102SU	**105**
GFS102SU-A30	**105**
GFS104GM	**104**
GFS104GM-100	**104**
GFS104GU	**104**
GFS104GU-100	**104**
GFS104SM	**105**
GFS104SM-A38	**105**
GFS104STM	**107**
GFS104STU	**107**
GFS104SU	**105**
GFS104SU-A38	**105**
GFS106GM	**104**
GFS106GM-114	**104**
GFS106GU	**104**
GFS106GU-114	**104**
GFS106SM	**105**
GFS106SM-A50	**105**
GFS106STM	**107**
GFS106STU	**107**
GFS106SU	**105**
GFS106SU-A50	**105**
GFS108GM	**104**
GFS108GM-112	**104**
GFS108GU	**104**
GFS108GU-112	**104**
GFS108S	**105**
GFS108STM	**107**
GFS108STU	**107**
GFS108SU	**105**
GFS110GM	**104**
GFS110GM-200	**104**
GFS110GU	**104**
GFS110GU-200	**104**
GFS110SM	**105**
GFS110STM	**107**
GFS110STU	**107**
GFS110SU	**105**
GFS112GM	**104**
GFS112GM-212	**104**
GFS112GU	**104**
GFS112GU-212	**104**
GFS112SM	**105**
GFS112STM	**107**
GFS112STU	**107**
GFS112SU	**105**
GFS114GM	**104**
GFS114GM-300	**104**
GFS114GU	**104**
GFS114GU-300	**104**
GFS114SM	**105**
GFS114STM	**107**
GFS114STU	**107**
GFS114SU	**105**
GFS116GM	**104**
GFS116GM-312	**104**
GFS116GU	**104**
GFS116GU-312	**104**
GFS116SM	**105**
GFS116STM	**107**
GFS116STU	**107**
GFS116SU	**105**
GFS401GM-012	**104**
GFS401GM-038	**104**
GFS401GU-012	**104**
GFS401GU-038	**104**
GFS401SM-012	**105**
GFS401SM-038	**105**
GFS401SM-A20	**105**
GFS401STM-012	**107**
GFS401STM-038	**107**
GFS401STU-012	**107**
GFS401STU-038	**107**
GFS401SU-012	**105**
GFS401SU-038	**105**
GFS401SU-A20	**105**
GFS402GM	**104**
GFS402GM-012	**104**
GFS402GU	**104**
GFS402GU-012	**104**
GFS402SM	**105**
GFS402SM-A25	**105**
GFS402STM	**107**
GFS402STU	**107**
GFS402SU	**105**
GFS402SU-A25	**105**
GFS403GM	**104**
GFS403GU	**104**
GFS403SM	**105**
GFS403SM-A30	**105**
GFS403STM	**107**
GFS403STU	**107**
GFS403SU	**105**
GFS403SU-A30	**105**
GFS404GM	**104**
GFS404GM-100	**104**
GFS404GU	**104**
GFS404GU-100	**104**
GFS404SM	**105**
GFS404SM-A38	**105**
GFS404STM	**107**
GFS404STU	**107**
GFS404SU	**105**
GFS404SU-A38	**105**
GFS405GM	**104**
GFS405GM-114	**104**
GFS405GU	**104**
GFS405GU-114	**104**
GFS405SM	**105**
GFS405SM-A50	**105**
GFS405STM	**107**
GFS405STU	**107**
GFS405SU	**105**
GFS405SU-A50	**105**
GFS406GM	**104**
GFS406GM-112	**104**
GFS406GU	**104**
GFS406GU-112	**104**
GFS406SM	**105**
GFS406STM	**107**
GFS406STU	**107**
GFS406SU	**105**
GFS407SM	**105**
GFV10L35	**135**
GFV12L35	**135**
GFV15L35	**135**
GFV15L40	**135**
GFV16L35	**135**
GFV18L40	**135**
GFV20S55	**135**
GFV22L40	**135**
GFV28L40	**135**
GG08B3C25050	**475**
GGWH-1/4-25	**1418**
GGWH-3/8-25	**1418**
GH12	**1422**
GH12-100	**1422**
GH12-50	**1422**
GH19	**1422**
GH19-100	**1422**
GH19-50	**1422**
GH203	**755**
GH25	**1422**
GH25-100	**1422**
GH252	**755**
GH253	**755**
GH25-50	**1422**
GH302	**755**
GHL302	**755**
GI1414	**249**
GJS-1	**1481**
GJS-112	**1481**
GJS-114	**1481**
GJS-12	**1481**
GJS-2	**1481**
GJS-34	**1481**
GK 125	**510**
GK 160 200	**510**
GK 25 32	**510**
GK 40	**510**
GK 50 63	**510**
GK 80 100	**510**
GK-3Y	**1475**
GKA10	**1479**
GKA12	**1479**
GKA14	**1479**
GKA15	**1479**
GKA34	**1479**
GKA38	**1479**
GKA54	**1479**
GK-AW21	**1475**
GK-AW26	**1475**
GK-AW33	**1475**
GK-AW42	**1475**
GK-AW50	**1475**
GK-BC	**1475**
GKD2	**1389**
GKD3	**1389**
GK-GASKET	**1475**
GKI10	**1479**
GKI12	**1479**
GKI14	**1479**
GKI15	**1479**
GKI34	**1479**
GKI38	**1479**
GKI54	**1479**
GKIBCNP162	**1389**
GKIBCNP163	**1389**
GKIBCNP164	**1389**
GKIBCNP166	**1389**
GK-IW21	**1475**
GK-IW26	**1475**
GK-IW33	**1475**
GK-IW42	**1475**
GK-IW50	**1475**
GKNP163	**1389**
GKNP166	**1389**
GKO	**1479**
GKOR	**1479**
GK-SP34	**1475**
GK-TF13	**1475**
GK-TF19	**1475**
GK-TF25	**1475**

Code	Page
GK-TF31	**1475**
GK-TF38	**1475**
GL800C-1	**976**
GL800C-112	**976**
GL800C-112S	**976**
GL800C-114	**976**
GL800C-114S	**976**
GL800C-12	**976**
GL800C-12S	**976**
GL800C-1S	**976**
GL800C-2	**976**
GL800C-2S	**976**
GL800C-34	**976**
GL800C-34S	**976**
GL800S-1	**976**
GL800S-112	**976**
GL800S-112S	**976**
GL800S-114	**976**
GL800S-114S	**976**
GL800S-12	**976**
GL800S-12S	**976**
GL800S-1S	**976**
GL800S-2	**976**
GL800S-2S	**976**
GL800S-34	**976**
GL800S-34S	**976**
GM-27	**648**
GM38	**1475**
GMAMF1122	**1490**
GMAMF112212	**1490**
GMAMF1123	**1490**
GMAMF2112	**1490**
GMAMF2122	**1490**
GMAMF212212	**1490**
GMAMF2123	**1490**
GMAMF2212	**1490**
GMAMF23	**1490**
GMAMF32	**1490**
GMAMF3212	**1490**
GMAMF33	**1490**
GMAMF34	**1490**
GMAMF43	**1490**
GMAMFURTURT34	**1490**
GMAMM212212	**1490**
GMAMM22	**1490**
GMAMM33	**1490**
GMAMMBSPURT33	**1490**
GMBCC112	**1489**
GMBCC2	**1489**
GMBCC212	**1489**
GMBCCBSP3	**1489**
GMBCCBSP4	**1489**
GMBCCURT3	**1489**
GMCT3URT	**1488**
GMCT4URT	**1488**
GMDSLLC2-6M	**1427**
GMDSLLC3312-6M	**1427**
GMDSLLC4-6M	**1427**
GMDSLLC6-6M	**1427**
GMDSLLC8-6M	**1427**
GMF2110QIVPKG164	**248**
GMF2210QIVPKG164	**248**
GMF3110QIVPKG244	**248**
GMF3210QIVPKG244	**248**
GMF321-112-10	**248**
GMF4110QIVPKG324	**248**
GMF411-2-10	**248**
GMF4210QIVPKG324	**248**
GMS-1	**1481**
GMS-112	**1481**
GMS-114	**1481**
GMS-12	**1481**
GMS-2	**1481**
GMS-34	**1481**
GN0245N	**1644**
GN0290N	**1644**
GN02N	**1644**
GN0445N	**1644**
GN0490N	**1644**
GN04N	**1644**
GN172AHHS	**700**
GN174BHHS	**700**
GNM6	**1644**
GNM645	**1644**
GNM690	**1644**
GNM8	**1644**
GNM845	**1644**
GNM890	**1644**
GNTH02N	**1644**
GNTH04N	**1644**
GNU04	**1644**
GNU0445	**1644**
GNU0490	**1644**
GO04/04	**1154**
GO06/04	**1154**
GO06/05	**1154**
GO06/06	**1154**
GOER	**1477**
GOOR	**1476**
GP-025-0100B	**1553**
GP-025-0100N	**1553**
GP-025-0200B	**1553**
GP-025-0200N	**1553**
GP-036-0140B	**1553**
GP-036-0140N	**1553**
GP-036-0200B	**1553**
GP-036-0200N	**1553**
GP-036-0300B	**1553**
GP-036-0300N	**1553**
GP-048-0120B	**1553**
GP-048-0120N	**1553**
GP-048-0160B	**1553**
GP-048-0160N	**1553**
GP-048-0200B	**1553**
GP-048-0200N	**1553**
GP-048-0300B	**1553**
GP-048-0300N	**1553**
GP-048-0368B	**1553**
GP-048-0368N	**1553**
GP-076-0200B	**1553**
GP-076-0200N	**1553**
GP-076-0240B	**1553**
GP-076-0240N	**1553**
GP-076-0300B	**1553**
GP-076-0300N	**1553**
GP-076-0368B	**1553**
GP-076-0368N	**1553**
GP-090-0430B	**1553**
GP-090-0430N	**1553**
GP-090-0530B	**1553**
GP-090-0530N	**1553**
GP60015PP	**1134**
GP60022PP	**1134**
GP60028PP	**1134**
GP60035PP	**1134**
GP60042PP	**1134**
GP60054PP	**1134**
GP73ME31.000	**1054**
GP73PE31.000	**1054**
GPE1-12	**230**
GPE1-38	**230**
GPE2-12	**230**
GPE2-34	**230**
GPOR	**1477**
GR.AGUNC	**1642**
GR.AM12.5C	**1642**
GR.AM50C	**1642**
GR.ASWIVC	**1642**
GR.ASWIVS	**1642**
GR.BFILL.L	**1642**
GR.FU	**1642**
GR.G3HV	**1642**
GR.G6HV	**1642**
GR.GGFILL.L	**1642**
GR.H12.L	**1642**
GR.PGS	**1642**
GR-10L-6L	**151**
GR-10L-8L	**151**
GR-10S-6S	**151**
GR-10S-8S	**151**
GR-12L-10L	**151**
GR-12L-6L	**151**
GR-12L-8L	**151**
GR-12S-10S	**151**
GR-12S-6S	**151**
GR-12S-8S	**151**
GR-14S-10S	**151**
GR-14S-12S	**151**
GR-14S-6S	**151**
GR-14S-8S	**151**
GR-15L-10L	**151**
GR-15L-12L	**151**
GR-15L-6L	**151**
GR-15L-8L	**151**
GR-16S-10S	**151**
GR-16S-12S	**151**
GR-16S-14S	**151**
GR-16S-6S	**151**
GR-16S-8S	**151**
GR-18L-10L	**151**
GR-18L-12L	**151**
GR-18L-15L	**151**
GR-18L-8L	**151**
GR-20S-10S	**151**
GR-20S-12S	**151**
GR-20S-14S	**151**
GR-20S-16S	**151**
GR-20S-6S	**151**
GR-20S-8S	**151**
GR-22L-10L	**151**
GR-22L-12L	**151**
GR-22L-15L	**151**
GR-22L-18L	**151**
GR-22L-8L	**151**
GR-25S-10S	**151**
GR-25S-12S	**151**
GR-25S-14S	**151**
GR-25S-16S	**151**
GR-25S-20S	**151**
GR-25S-8S	**151**
GR-28L-10L	**151**
GR-28L-12L	**151**
GR-28L-15L	**151**
GR-28L-18L	**151**
GR-28L-22L	**151**
GR-30S-10S	**151**
GR-30S-12S	**151**
GR-30S-14S	**151**
GR-30S-16S	**151**
GR-30S-20S	**151**
GR-30S-25S	**151**
GR-35L-15L	**151**
GR-35L-18L	**151**
GR-35L-22L	**151**
GR-35L-28L	**151**
GR-38S-10S	**151**
GR-38S-12S	**151**
GR-38S-14S	**151**
GR-38S-16S	**151**
GR-38S-20S	**151**
GR-38S-25S	**151**
GR-38S-30S	**151**
GR-42L-15L	**151**
GR-42L-18L	**151**
GR-42L-22L	**151**
GR-42L-28L	**151**
GR-42L-35L	**151**
GR-8L-6L	**151**
GR-8S-6S	**151**
GRD2	**1389**
GRD3	**1389**
GRD4	**1389**
GRD6	**1389**
GRD8	**1389**
GRI-12-16RG	**148**
GRI-12-20RG	**148**
GRI-12-24RG	**148**
GRI-12-2RG	**148**
GRI-12-4RG	**148**
GRI-12-6RG	**148**
GRI-12-8RG	**148**
GRI-16-12RG	**148**
GRI-16-20RG	**148**
GRI-16-24RG	**148**
GRI-16-4RG	**148**
GRI-16-6RG	**148**
GRI-16-8RG	**148**
GRI-20-12RG	**148**
GRI-20-16RG	**148**
GRI-20-24RG	**148**
GRI-20-6RG	**148**
GRI-20-8RG	**148**
GRI-24-12RG	**148**
GRI-24-16RG	**148**
GRI-24-20RG	**148**
GRI-24-8RG	**148**
GRI-2-4RG	**148**
GRI-2-6RG	**148**
GRI-32-12RG	**148**
GRI-32-16RG	**148**
GRI-32-20RG	**148**
GRI-32-24RG	**148**
GRI-32-8RG	**148**
GRI-4-12RG	**148**
GRI-4-2RG	**148**
GRI-4-6RG	**148**
GRI-4-8RG	**148**
GRI-6-12RG	**148**
GRI-6-16RG	**148**
GRI-6-2RG	**148**
GRI-6-4RG	**148**
GRI-6-8RG	**148**
GRI-8-12RG	**148**
GRI-8-16RG	**148**
GRI-8-20RG	**148**
GRI-8-2RG	**148**
GRI-8-4RG	**148**
GRI-8-6RG	**148**
GRIBCNP162	**1389**
GRIBCNP163	**1389**
GRIBCNP164	**1389**
GRIBCNP166	**1389**
GRIBCNP168	**1389**
GRNP162	**1389**
GRNP163	**1389**
GRNP164	**1389**
GRNP166	**1389**
GRNP168	**1389**
GS 10 L	**133**
GS 10 S	**133**
GS 12 L	**133**
GS 12 S	**133**
GS 14 S	**133**
GS 15 L	**133**
GS 16 S	**133**
GS 18 L	**133**
GS 20 S	**133**
GS 22 L	**133**
GS 25 S	**133**
GS 28 L	**133**
GS 30 S	**133**
GS 35 L	**133**
GS 38 S	**133**
GS 42 L	**133**
GS 6 L	**133**
GS 6 S	**133**
GS 8 L	**133**
GS 8 S	**133**
GS112-150	**1390**
GS112-300	**1390**
GS114-150	**1390**
GS1-150	**1390**
GS12-150	**1390**
GS12-300	**1390**
GS1-300	**1390**
GS203	**755**
GS212-150	**1390**
GS2-150	**1390**
GS252	**755**
GS253	**755**

Code	Page
GS302	**755**
GS3-150	**1390**
GS3-300	**1390**
GS34-150	**1390**
GS-40	**648**
GS4-150	**1390**
GS-50	**648**
GSE-102	**1434**
GSE-102-10	**1434**
GSE-152	**1434**
GSE-152-10	**1434**
GSE-51	**1434**
GSE-51-10	**1434**
GSE-63	**1434**
GSE-63-10	**1434**
GSE-76	**1434**
GSE-76-10	**1434**
GSFF112-150	**1390**
GSFF114-150	**1390**
GSFF1-150	**1390**
GSFF12-150	**1390**
GSFF1-300	**1390**
GSFF16-1	**1390**
GSFF16-112	**1390**
GSFF16-114	**1390**
GSFF16-12	**1390**
GSFF16-2	**1390**
GSFF16-212	**1390**
GSFF16-3	**1390**
GSFF16-4	**1390**
GSFF212-150	**1390**
GSFF2-150	**1390**
GSFF2-300	**1390**
GSFF3-150	**1390**
GSFF40-1	**1390**
GSFF40-112	**1390**
GSFF40-2	**1390**
GSFF40-4	**1390**
GSK10	**1479**
GSK13	**1479**
GSK16	**1479**
GSK19	**1479**
GSK25	**1479**
GSK32	**1479**
GSK38	**1479**
GSL302	**755**
GSP-1	**1481**
GSP-112	**1481**
GSP-114	**1481**
GSP-2	**1481**
GSP-34	**1481**
GSPN16-1	**1390**
GSPN16-112	**1390**
GSPN16-114	**1390**
GSPN16-2	**1390**
GSPN16-212	**1390**
GSPN16-3	**1390**
GSPN16-34	**1390**
GSPN16-4	**1390**
GSPN40-2	**1390**
GSPN40-3	**1390**
GSS 10 L	**133**
GSS 10 S	**133**
GSS 12 L	**133**
GSS 12 S	**133**
GSS 14 S	**133**
GSS 15 L	**133**
GSS 16 S	**133**
GSS 18 L	**133**
GSS 20 S	**133**
GSS 22 L	**133**
GSS 25 S	**133**
GSS 28 L	**133**
GSS 30 S	**133**
GSS 35 L	**133**
GSS 38 S	**133**
GSS 42 L	**133**
GSS 6 L	**133**
GSS 6 S	**133**
GSS 8 L	**133**
GSS 8 S	**133**
GSV10L	**125**
GSV10S	**125**
GSV12L	**125**
GSV12S	**125**
GSV14S	**125**
GSV15L	**125**
GSV16S	**125**
GSV18L	**125**
GSV20S	**125**
GSV22L	**125**
GSV25S	**125**
GSV28L	**125**
GSV30S	**125**
GSV35L	**125**
GSV38S	**125**
GSV42L	**125**
GSV6L	**125**
GSV6S	**125**
GSV8L	**125**
GSV8S	**125**
GT05/03	**1142**
GT05/04	**1142**
GT06/04	**1142**
GT10	**626**
GT10/04	**1142**
GT10/04K	**1141**
GT10/04KNP	**1141**
GT10/05	**1142**
GT10/05K	**1141**
GT10/05KNP	**1141**
GT10/06	**1142**
GT10/06K	**1141**
GT10/06KNP	**1141**
GT10/08	**1142**
GT10/08K	**1141**
GT10/08KNP	**1141**
GT10/09	**1142**
GT10/09K	**1141**
GT10/09KNP	**1141**
GT10/13K	**1141**
GT13	**626**
GT13/04	**1142**
GT13/04K	**1141**
GT13/04KNP	**1141**
GT13/05	**1142**
GT13/05K	**1141**
GT13/05KNP	**1141**
GT13/06	**1142**
GT13/06K	**1141**
GT13/06KNP	**1141**
GT13/08	**1142**
GT13/08K	**1141**
GT13/08KNP	**1141**
GT13/09	**1142**
GT13/09K	**1141**
GT13/09KNP	**1141**
GT13/13	**1142**
GT13/13K	**1141**
GT13/13KNP	**1141**
GT13/16K	**1141**
GT13/16KNP	**1141**
GT13/19K	**1141**
GT16	**626**
GT17/05K	**1141**
GT17/05KNP	**1141**
GT17/06	**1142**
GT17/06K	**1141**
GT17/06KNP	**1141**
GT17/08	**1142**
GT17/08K	**1141**
GT17/08KNP	**1141**
GT17/09	**1142**
GT17/09K	**1141**
GT17/09KNP	**1141**
GT17/13	**1142**
GT17/13K	**1141**
GT17/13KNP	**1141**
GT17/16	**1142**
GT17/16K	**1141**
GT17/16KNP	**1141**
GT17/19	**1142**
GT17/19K	**1141**
GT17/19KNP	**1141**
GT171BHH	**700**
GT172BHH	**700**
GT172BHHS	**700**
GT173BHH	**700**
GT173BHHS	**700**
GT20	**626**
GT21/05K	**1141**
GT21/06	**1142**
GT21/06K	**1141**
GT21/06KNP	**1141**
GT21/08	**1142**
GT21/08K	**1141**
GT21/08KNP	**1141**
GT21/09	**1142**
GT21/09K	**1141**
GT21/09KNP	**1141**
GT21/13	**1142**
GT21/13K	**1141**
GT21/13KNP	**1141**
GT21/16	**1142**
GT21/16K	**1141**
GT21/16KNP	**1141**
GT21/19	**1142**
GT21/19K	**1141**
GT21/19KNP	**1141**
GT21/25	**1142**
GT21/25K	**1141**
GT21/25KNP	**1141**
GT23/16K	**1141**
GT25	**626**
GT26/06	**1142**
GT26/06K	**1141**
GT26/08	**1142**
GT26/08K	**1141**
GT26/09K	**1141**
GT26/09KNP	**1141**
GT26/10	**1142**
GT26/13	**1142**
GT26/13K	**1141**
GT26/13KNP	**1141**
GT26/16	**1142**
GT26/16K	**1141**
GT26/16KNP	**1141**
GT26/19	**1142**
GT26/19K	**1141**
GT26/19KNP	**1141**
GT26/25	**1142**
GT26/25K	**1141**
GT26/25KNP	**1141**
GT26/31K	**1141**
GT30	**626**
GT33/13	**1142**
GT33/13K	**1141**
GT33/13KNP	**1141**
GT33/16K	**1141**
GT33/19	**1142**
GT33/19K	**1141**
GT33/19KNP	**1141**
GT33/25	**1142**
GT33/25K	**1141**
GT33/25KNP	**1141**
GT33/31K	**1141**
GT33/31KNP	**1141**
GT33/32	**1142**
GT33/38K	**1141**
GT33/38KNP	**1141**
GT38	**1475**
GT4	**626**
GT42/19K	**1141**
GT42/25	**1142**
GT42/25K	**1141**
GT42/25KNP	**1141**
GT42/31K	**1141**
GT42/31KNP	**1141**
GT42/32	**1142**
GT42/38	**1142**
GT48/31K	**1141**
GT48/38	**1142**
GT48/38K	**1141**
GT48/38KNP	**1141**
GT48/50K	**1141**
GT48/50KNP	**1141**
GT52/38K	**1141**
GT52/38KNP	**1141**
GT52/50	**1142**
GT52/50K	**1141**
GT52/50KNP	**1141**
GT56/53K	**1141**
GT58	**1475**
GT6	**626**
GT60/58K	**1141**
GT8	**626**
GTB-12-10	**261**
GTB-12-25	**261**
GTB-20-10	**261**
GTB-20-25	**261**
GTLC1	**1475**
GTLC12	**1475**
GTLC34	**1475**
GV10/6L	**125**
GV10/8L	**125**
GV-10L	**125**
GV10S	**125**
GV12/10L	**125**
GV12/6L	**125**
GV12/8L	**125**
GV12-1	**957**
GV12-112	**957**
GV12-114	**957**
GV12-12	**957**
GV12-2	**957**
GV12-212	**957**
GV12-3	**957**
GV12-34	**957**
GV12-38	**957**
GV12-4	**957**
GV-12L	**125**
GV12S	**125**
GV14S	**125**
GV15/10L	**125**
GV15/12L	**125**
GV157-1	**957**
GV157-112	**957**
GV157-114	**957**
GV157-12	**957**
GV157-2	**957**
GV157-212	**957**
GV157-3	**957**
GV157-34	**957**
GV157-38	**957**
GV-15L	**125**
GV16/12S	**125**
GV16S	**125**
GV18/10L	**125**
GV18/12L	**125**
GV18/15L	**125**
GV-18L	**125**
GV20/16S	**125**
GV20S	**125**
GV22/15L	**125**
GV22/18L	**125**
GV-22L	**125**
GV25/16S	**125**
GV25/20S	**125**
GV25S	**125**
GV-28L	**125**
GV30S	**125**
GV-35L	**125**
GV38S	**125**
GV-42L	**125**
GV4LL	**125**
GV6/4LL	**125**
GV-6L	**125**
GV6LL	**125**
GV6S	**125**
GV8/6L	**125**

Code	Page
GV-8L	**125**
GV8LL	**125**
GV8S	**125**
GVBZ375LS-1	**958**
GVBZ375LS-112	**958**
GVBZ375LS-114	**958**
GVBZ375LS-12	**958**
GVBZ375LS-2	**958**
GVBZ375LS-34	**958**
GV-DKOL-06	**160**
GV-DKOL-08	**160**
GV-DKOL-10	**160**
GV-DKOL-12	**160**
GV-DKOL-15	**160**
GV-DKOL-18	**160**
GV-DKOL-22	**160**
GV-DKOL-28	**160**
GV-DKOL-35	**160**
GV-DKOL-42	**160**
GV-DKOS-06	**160**
GV-DKOS-08	**160**
GV-DKOS-10	**160**
GV-DKOS-12	**160**
GV-DKOS-14	**160**
GV-DKOS-16	**160**
GV-DKOS-20	**160**
GV-DKOS-25	**160**
GV-DKOS-30	**160**
GV-DKOS-38	**160**
GVOR	**1477**
GVR-DKO-06L/06S	**160**
GVR-DKO-08L/06L	**160**
GVR-DKO-08L/06S	**160**
GVR-DKO-08L/08S	**160**
GVR-DKO-08S/06S	**160**
GVR-DKO-10L/06L	**160**
GVR-DKO-10L/08L	**160**
GVR-DKO-10L/10S	**160**
GVR-DKO-10S/06S	**160**
GVR-DKO-10S/08L	**160**
GVR-DKO-10S/08S	**160**
GVR-DKO-12L/06L	**160**
GVR-DKO-12L/08L	**160**
GVR-DKO-12L/10L	**160**
GVR-DKO-12L/10S	**160**
GVR-DKO-12L/12S	**160**
GVR-DKO-12S/06S	**160**
GVR-DKO-12S/08L	**160**
GVR-DKO-12S/08S	**160**
GVR-DKO-12S/10L	**160**
GVR-DKO-12S/10S	**160**
GVR-DKO-15L/08L	**160**
GVR-DKO-15L/10L	**160**
GVR-DKO-15L/12L	**160**
GVR-DKO-15L/12S	**160**
GVR-DKO-15L/14S	**160**
GVR-DKO-16S/10L	**160**
GVR-DKO-16S/10S	**160**
GVR-DKO-16S/12L	**160**
GVR-DKO-16S/12S	**160**
GVR-DKO-16S/14S	**160**
GVR-DKO-16S/15L	**160**
GVR-DKO-18L/10L	**160**
GVR-DKO-18L/12L	**160**
GVR-DKO-18L/15L	**160**
GVR-DKO-18L/16S	**160**
GVR-DKO-20S/12S	**160**
GVR-DKO-20S/14S	**160**
GVR-DKO-20S/16S	**160**
GVR-DKO-20S/18L	**160**
GVR-DKO-22L/12L	**160**
GVR-DKO-22L/15L	**160**
GVR-DKO-22L/18L	**160**
GVR-DKO-22L/20S	**160**
GVR-DKO-25S/16S	**160**
GVR-DKO-25S/18L	**160**
GVR-DKO-25S/20S	**160**
GVR-DKO-25S/22L	**160**
GVR-DKO-28L/15L	**160**
GVR-DKO-28L/18L	**160**
GVR-DKO-28L/22L	**160**
GVR-DKO-28L/25S	**160**
GVR-DKO-30S/16S	**160**
GVR-DKO-30S/20S	**160**
GVR-DKO-30S/25S	**160**
GVR-DKO-30S/28L	**160**
GVR-DKO-35L/18L	**160**
GVR-DKO-35L/22L	**160**
GVR-DKO-35L/28L	**160**
GVR-DKO-35L/30S	**160**
GVR-DKO-38S/20S	**160**
GVR-DKO-38S/25S	**160**
GVR-DKO-38S/30S	**160**
GVR-DKO-38S/35L	**160**
GVR-DKO-42L/22L	**160**
GVR-DKO-42L/28L	**160**
GVR-DKO-42L/35L	**160**
GVR-DKO-42L/38S	**160**
GWH-1/4-10	**1418**
GWH-1/4-100B	**1418**
GWH-1/4-100R	**1418**
GWH-1/4-15	**1418**
GWH-1/4-250	**1418**
GWH-1/4-25B	**1418**
GWH-1/4-25R	**1418**
GWH-1/4-50-TWIN	**1418**
GWH-3/8-10	**1418**
GWH-3/8-100B	**1418**
GWH-3/8-100R	**1418**
GWH-3/8-15	**1418**
GWH-3/8-250	**1418**
GWH-3/8-25B	**1418**
GWH-3/8-25R	**1418**
GWH-3/8-50-TWIN	**1418**
GWH-5/16-10	**1418**
GWH-5/16-100B	**1418**
GWH-5/16-100R	**1418**
GWH-5/16-15	**1418**
GWH-5/16-250	**1418**
GWH-5/16-25B	**1418**
GWH-5/16-25R	**1418**
GWH-5/16-50-TWIN	**1418**
GY 32	**510**
GY 40	**510**
GY 50 63	**510**
GY 80 100	**510**
H	
H 41 32	**511**
H 41 40	**511**
H 41 50	**511**
H 60 63	**511**
H0076	**1710**
H0077	**1710**
H0503	**275**
H0505	**275**
H0507	**275**
H0509	**275**
H10 1021-14	**1005**
H10 1021-38	**1005**
H10 1070-12	**1006**
H10 1070-14	**1006**
H10 1070-34	**1006**
H10 1070-38	**1006**
H10 1071-12	**1006**
H10 1071-14	**1006**
H10 1071-34	**1006**
H10 1071-38	**1006**
H10 6400-1	**1005**
H10 6400-114	**1005**
H10 6400-12	**1005**
H10 6400-34	**1005**
H1001	**275**
H1002	**275**
H1004	**275**
H1006	**275**
H1008	**275**
H1010	**275**
H1012	**275**
H1014	**275**
H1501	**275**
H1502	**275**
H1504	**275**
H1506	**275**
H1508	**275**
H1510	**275**
H1512	**275**
H1514	**275**
H1-62-BSPP	**310**
H1-63-BSPP	**310**
H1-65	**310**
H1-65M	**310**
H1-66	**310**
H1-66M	**310**
H2501	**275**
H2502	**275**
H2504	**275**
H2506	**275**
H2508	**275**
H2510	**275**
H2512	**275**
H2514	**275**
H2-62-BSPP	**310**
H2-63-BSPP	**310**
H2-65	**310**
H2-65M	**310**
H2-66	**310**
H2-66M	**310**
H2852 110	**1059**
H2852 160	**1059**
H2852 200	**1059**
H2856-1	**1059**
H2856-112	**1059**
H2856-114	**1059**
H2856-12	**1059**
H2856-2	**1059**
H2856-212	**1059**
H2856-34	**1059**
H3-62-BSPP	**310**
H3-63-BSPP	**310**
H3-65	**310**
H3-65M	**310**
H3-66	**310**
H3-66M	**310**
H4-62-BSPP	**310**
H4-63-BSPP	**310**
H4-65	**310**
H4-65M	**310**
H4-66	**310**
H4-66M	**310**
H5502	**275**
H5504	**275**
H5506	**275**
H5510	**275**
H5513	**275**
H6-62-BSPP	**310**
H6-63-BSPP	**310**
H6-65	**310**
H6-65M	**310**
H6-66	**310**
H6-66M	**310**
H8512 10-1/2-V	**874**
H8512 10-1/4-V	**874**
H8512 10-1/8-V	**874**
H8512 10-3/8-V	**874**
H8512 12-1/2-V	**874**
H8512 12-1/4-V	**874**
H8512 12-3/8-V	**874**
H8512 14-1/2-V	**874**
H8512 14-3/8-V	**874**
H8512 16-1/2-V	**874**
H8512 16-3/8-V	**874**
H8512 4-1/8-V	**874**
H8512 6-1/4-V	**874**
H8512 6-1/8-V	**874**
H8512 8-1/4-V	**874**
H8512 8-1/8-V	**874**
H8512 8-3/8-V	**874**
H8522 10-1/2-V	**874**
H8522 10-1/4-V	**874**
H8522 10-1/8-V	**874**
H8522 10-3/8-V	**874**
H8522 12-1/2-V	**874**
H8522 12-1/4-V	**874**
H8522 12-3/8-V	**874**
H8522 14-1/2-V	**874**
H8522 14-3/8-V	**874**
H8522 4-1/8-V	**874**
H8522 6-1/4 -V	**874**
H8522 6-1/8-V	**874**
H8522 8-1/4-V	**874**
H8522 8-1/8-V	**874**
H8522 8-3/8-V	**874**
H8540 10-V	**874**
H8540 12-V	**874**
H8540 14-V	**874**
H8540 4-V	**874**
H8540 6-V	**874**
H8540 8-V	**874**
H8550 10-V	**874**
H8550 12-V	**874**
H8550 14-V	**874**
H8550 4-V	**874**
H8550 6-V	**874**
H8550 8-V	**874**
H8580 10-V	**874**
H8580 12-V	**874**
H8580 14-V	**874**
H8580 4-V	**874**
H8580 6-V	**874**
H8580 8-V	**874**
H8-62-BSPP	**310**
H8-63-BSPP	**310**
H8-65	**310**
H8-65M	**310**
H8-66	**310**
H8-66M	**310**
H940070-1	**1547**
H940090-1	**1547**
H940130-1	**1547**
H940155-1	**1547**
H940190-1	**1547**
H940230-1	**1547**
H940260-1	**1547**
H940285-1	**1547**
H940310-1	**1547**
HANDYFIT-4	**823**
HANDYFIT-6	**823**
HANDYFIT-6/8	**823**
HANDYFIT-8	**823**
HANG.P	**1620**
HBBVSS-1	**242**
HBBVSS-12	**242**
HBBVSS-12-LK	**242**
HBBVSS-14	**242**
HBBVSS-14-LK	**242**
HBBVSS-1-LK	**242**
HBBVSS-34	**242**
HBBVSS-34-LK	**242**
HBBVSS-38	**242**
HBBVSS-38-LK	**242**
HBC-1	**1184**
HBC-112	**1184**
HBC-114	**1184**
HBC-12	**1184**
HBC-14	**1184**
HBC-18	**1184**
HBC-2	**1184**
HBC-212	**1184**
HBC-3	**1184**
HBC-34	**1184**
HBC-38	**1184**
HBC-4	**1184**
HBN1-100	**1380**
HBN1-120	**1380**
HBN112-100	**1380**
HBN112-120	**1380**
HBN112-150	**1380**
HBN112-180	**1380**
HBN112-200	**1380**
HBN112-300	**1380**

Code	Page
HBN112-80	**1380**
HBN114-100	**1380**
HBN114-120	**1380**
HBN114-150	**1380**
HBN114-200	**1380**
HBN114-250	**1380**
HBN114-300	**1380**
HBN114-80	**1380**
HBN1-150	**1380**
HBN1-180	**1380**
HBN1-200	**1380**
HBN12-100	**1380**
HBN12-120	**1380**
HBN12-150	**1380**
HBN12-180	**1380**
HBN12-200	**1380**
HBN12-250	**1380**
HBN12-30	**1380**
HBN12-300	**1380**
HBN12-40	**1380**
HBN12-50	**1380**
HBN12-60	**1380**
HBN12-80	**1380**
HBN1-300	**1380**
HBN14-100	**1380**
HBN14-120	**1380**
HBN14-150	**1380**
HBN14-180	**1380**
HBN14-200	**1380**
HBN14-250	**1380**
HBN14-300	**1380**
HBN14-40	**1380**
HBN14-60	**1380**
HBN14-80	**1380**
HBN1-50	**1380**
HBN1-60	**1380**
HBN1-70	**1380**
HBN1-80	**1380**
HBN18-100	**1380**
HBN18-40	**1380**
HBN18-60	**1380**
HBN18-80	**1380**
HBN2-120	**1380**
HBN212-100	**1380**
HBN212-200	**1380**
HBN212-300	**1380**
HBN2-150	**1380**
HBN2-180	**1380**
HBN2-250	**1380**
HBN2-300	**1380**
HBN2-80	**1380**
HBN3-100	**1380**
HBN3-200	**1380**
HBN3-300	**1380**
HBN34-100	**1380**
HBN34-120	**1380**
HBN34-150	**1380**
HBN34-180	**1380**
HBN34-200	**1380**
HBN34-250	**1380**
HBN34-300	**1380**
HBN34-40	**1380**
HBN34-60	**1380**
HBN34-70	**1380**
HBN34-80	**1380**
HBN38-100	**1380**
HBN38-120	**1380**
HBN38-150	**1380**
HBN38-180	**1380**
HBN38-200	**1380**
HBN38-40	**1380**
HBN38-50	**1380**
HBN38-60	**1380**
HBN38-70	**1380**
HBN38-80	**1380**
HBN4-100	**1380**
HBN4-200	**1380**
HBN4-300	**1380**
HBVC04	**245**
HBVC06	**245**
HBVC08	**245**
HBVC12	**245**
HBVF04	**245**
HBVF06	**245**
HBVF08	**245**
HBVF12	**245**
HBVF16	**245**
HBVMF04	**245**
HBVMF06	**245**
HBVMF08	**245**
HBVMF12	**245**
HBVMF16	**245**
HBVSS-1	**242**
HBVSS-12	**242**
HBVSS-14	**242**
HBVSS-34	**242**
HBVSS-38	**242**
HC0100A-00-17	**227**
HC0200A-00-17	**227**
HC0400A-00-17	**227**
HC1	**1516**
HC100-120	**1513**
HC10-16	**1513**
HC110-130	**1513**
HC120-140	**1513**
HC12-20	**1513**
HC130-150	**1513**
HC140-160	**1513**
HC16-25	**1513**
HC20-32	**1513**
HC25-40	**1513**
HC32-50	**1513**
HC35-45	**1513**
HC40-60	**1513**
HC50-70	**1513**
HC60-80	**1513**
HC70-90	**1513**
HC80-100	**1513**
HC8-12	**1513**
HC90-110	**1513**
HCKIT01	**1154**
HC-KIT-MS	**1516**
HC-KIT-SS	**1516**
HCL10-10	**1421**
HCL12-10	**1421**
HCL15-13	**1421**
HCL22-19	**1421**
HCL8-6	**1421**
HCMINI-KIT-MS	**1516**
HCMINI-KIT-SS	**1516**
HCP143	**1520**
HCP143SS	**1520**
HCP143SS316	**1520**
HCS12	**1513**
HCS16	**1513**
HCS20	**1513**
HCS25	**1513**
HCS32	**1513**
HCS40	**1513**
HCS50	**1513**
HCS60	**1513**
HCS70	**1513**
HCVSS-1	**242**
HCVSS-1/2	**242**
HCVSS-3/4	**242**
HCVSS-3/8	**242**
HD.000	**1480**
HD.001	**1480**
HD.002	**1480**
HD.003	**1480**
HD.004	**1480**
HD.005	**1480**
HD.006	**1480**
HD.007	**1480**
HD.1	**1480**
HD.2	**1480**
HD.3	**1480**
HD.5	**1480**
HD.6	**1480**
HD.7	**1480**
HD.9	**1480**
HDA 1021-14	**993**
HDA 1021-38	**993**
HDA 1070-1	**994**
HDA 1070-112	**994**
HDA 1070-114	**994**
HDA 1070-12	**994**
HDA 1070-14	**994**
HDA 1070-2	**994**
HDA 1070-34	**994**
HDA 1070-38	**994**
HDA 1071-1	**994**
HDA 1071-112	**994**
HDA 1071-114	**994**
HDA 1071-12	**994**
HDA 1071-14	**994**
HDA 1071-2	**994**
HDA 1071-34	**994**
HDA 1071-38	**994**
HDA 150HIT 04	**1000**
HDA 150HIT 05	**1000**
HDA 150HIT 06	**1000**
HDA 150HIT 07	**1000**
HDA 150HIT 08	**1000**
HDA 150HIT 09	**1000**
HDA 150HIT 10	**1000**
HDA 150HIT 11	**1000**
HDA 150HIT 12	**1000**
HDA 150HIT 13	**1000**
HDA 150HIT 14	**1000**
HDA 150HIT 16	**1000**
HDA 2006SD-1	**994**
HDA 2006SD-112	**994**
HDA 2006SD-114	**994**
HDA 2006SD-12	**994**
HDA 2006SD-14	**994**
HDA 2006SD-2	**994**
HDA 2006SD-34	**994**
HDA 2006SD-38	**994**
HDA 2011KMD-1	**996**
HDA 2011KMD-112	**996**
HDA 2011KMD-114	**996**
HDA 2011KMD-12	**996**
HDA 2011KMD-2	**996**
HDA 2011KMD-34	**996**
HDA 2011ND-1	**995**
HDA 2011ND-112	**995**
HDA 2011ND-114	**995**
HDA 2011ND-12	**995**
HDA 2011ND-2	**995**
HDA 2011ND-212	**995**
HDA 2011ND-3	**995**
HDA 2011ND-34	**995**
HDA 2011ND-4	**995**
HDA 2012CD-1	**998**
HDA 2012CD-112	**998**
HDA 2012CD-12	**998**
HDA 2012CD-2	**998**
HDA 2012CD-212	**998**
HDA 2012CD-3	**998**
HDA 2012CD-34	**998**
HDA 2012CD-4	**998**
HDA 2012KMD-1	**996**
HDA 2012KMD-112	**996**
HDA 2012KMD-12	**996**
HDA 2012KMD-2	**996**
HDA 2012KMD-34	**996**
HDA 2012ND-1	**995**
HDA 2012ND-112	**995**
HDA 2012ND-114	**995**
HDA 2012ND-12	**995**
HDA 2012ND-2	**995**
HDA 2012ND-212	**995**
HDA 2012ND-3	**995**
HDA 2012ND-34	**995**
HDA 2012ND-4	**995**
HDA 2013CD-1	**998**
HDA 2013CD-112	**998**
HDA 2013CD-12	**998**
HDA 2013CD-2	**998**
HDA 2013CD-212	**998**
HDA 2013CD-3	**998**
HDA 2013CD-34	**998**
HDA 2013CD-4	**998**
HDA 2013KMD-1	**996**
HDA 2013KMD-112	**996**
HDA 2013KMD-112C	**996**
HDA 2013KMD-114	**996**
HDA 2013KMD-114C	**996**
HDA 2013KMD-12	**996**
HDA 2013KMD-12C	**996**
HDA 2013KMD-1C	**996**
HDA 2013KMD-2	**996**
HDA 2013KMD-212	**996**
HDA 2013KMD-212C	**996**
HDA 2013KMD-2C	**996**
HDA 2013KMD-3	**996**
HDA 2013KMD-34	**996**
HDA 2013KMD-34C	**996**
HDA 2013KMD-3C	**996**
HDA 2013ND-1	**995**
HDA 2013ND-112	**995**
HDA 2013ND-114	**995**
HDA 2013ND-12	**995**
HDA 2013ND-14	**995**
HDA 2013ND-2	**995**
HDA 2013ND-212	**995**
HDA 2013ND-3	**995**
HDA 2013ND-34	**995**
HDA 2013ND-38	**995**
HDA 2013ND-4	**995**
HDA 2014LA 08	**1003**
HDA 2014LA 09	**1003**
HDA 2014LA 10	**1003**
HDA 2014LA 11	**1003**
HDA 2014LA 12	**1003**
HDA 2014LA 13	**1003**
HDA 2014LA 14	**1003**
HDA 2014LA 16	**1003**
HDA 2014LA 18	**1003**
HDA 2014LA 20	**1003**
HDA 2014LB 08	**1003**
HDA 2014LB 09	**1003**
HDA 2014LB 10	**1003**
HDA 2014LB 11	**1003**
HDA 2014LB 12	**1003**
HDA 2014LB 13	**1003**
HDA 2014LB 14	**1003**
HDA 2014LB 16	**1003**
HDA 2014LB 18	**1003**
HDA 2014LB 20	**1003**
HDA 2014WA 08	**1002**
HDA 2014WA 09	**1002**
HDA 2014WA 10	**1002**
HDA 2014WA 11	**1002**
HDA 2014WA 12	**1002**
HDA 2014WA 13	**1002**
HDA 2014WA 14	**1002**
HDA 2014WA 16	**1002**
HDA 2014WA 18	**1002**
HDA 2014WA 20	**1002**
HDA 2014WB 08	**1002**
HDA 2014WB 09	**1002**
HDA 2014WB 10	**1002**
HDA 2014WB 11	**1002**
HDA 2014WB 12	**1002**
HDA 2014WB 13	**1002**
HDA 2014WB 14	**1002**
HDA 2014WB 16	**1002**
HDA 2014WB 18	**1002**
HDA 2014WB 20	**1002**
HDA 2014WC 09	**1002**
HDA 2014WC 10	**1002**
HDA 2014WC 11	**1002**
HDA 2014WC 12	**1002**
HDA 2014WC 13	**1002**
HDA 2014WC 14	**1002**
HDA 2014WC 16	**1002**
HDA 2014WC 18	**1002**
HDA 2014WC 20	**1002**

Code	Page
HDA 2014WD 09	**1002**
HDA 2014WD 10	**1002**
HDA 2014WD 11	**1002**
HDA 2014WD 12	**1002**
HDA 2014WD 13	**1002**
HDA 2014WD 14	**1002**
HDA 2014WD 16	**1002**
HDA 2014WD 18	**1002**
HDA 2014WD 20	**1002**
HDA 2014WP 09	**1003**
HDA 2014WP 10	**1003**
HDA 2014WP 11	**1003**
HDA 2014WP 12	**1003**
HDA 2014WP 13	**1003**
HDA 2014WP 14	**1003**
HDA 2014WP 16	**1003**
HDA 2014WP 18	**1003**
HDA 2014WP 20	**1003**
HDA 2019D 04	**999**
HDA 2019D 05	**999**
HDA 2019D 06	**999**
HDA 2019D 07	**999**
HDA 2019D 08	**999**
HDA 2019D 09	**999**
HDA 2019D 10	**999**
HDA 2019D 11	**999**
HDA 2019D 12	**999**
HDA 2019D 13	**999**
HDA 2019D 14	**999**
HDA 2019D 16	**999**
HDA 2019D4 10	**999**
HDA 2019D4 11	**999**
HDA 2019D4 12	**999**
HDA 2020D 04	**1000**
HDA 2020D 05	**1000**
HDA 2020D 06	**1000**
HDA 2020D 07	**1000**
HDA 2020D 08	**1000**
HDA 2020D 09	**1000**
HDA 2020D 10	**1000**
HDA 2020D 11	**1000**
HDA 2020D 12	**1000**
HDA 2020D 14	**1000**
HDA 2040-1	**997**
HDA 2040-112	**997**
HDA 2040-114	**997**
HDA 2040-12	**997**
HDA 2040-14	**997**
HDA 2040-2	**997**
HDA 2040-212	**997**
HDA 2040-34	**997**
HDA 2040-38	**997**
HDA 2041-1	**997**
HDA 2041-112	**997**
HDA 2041-114	**997**
HDA 2041-12	**997**
HDA 2041-14	**997**
HDA 2041-2	**997**
HDA 2041-212	**997**
HDA 2041-34	**997**
HDA 2041-38	**997**
HDA 2057CBL-1	**998**
HDA 2057CBL-112	**998**
HDA 2057CBL-12	**998**
HDA 2057CBL-2	**998**
HDA 2057CBL-212	**998**
HDA 2057CBL-3	**998**
HDA 2057CBL-4	**998**
HDA 2057CBT-1	**998**
HDA 2057CBT-112	**998**
HDA 2057CBT-12	**998**
HDA 2057CBT-2	**998**
HDA 2057CBT-212	**998**
HDA 2057CBT-3	**998**
HDA 2057CBT-4	**998**
HDA 2059DL150 04	**1001**
HDA 2059DL150 06	**1001**
HDA 2059DL150 08	**1001**
HDA 2059DL150 09	**1001**
HDA 2059DL150 11	**1001**
HDA 2059DL150 12	**1001**
HDA 2059DL150 14	**1001**
HDA 2059DL16 04	**1001**
HDA 2059DL16 06	**1001**
HDA 2059DL16 08	**1001**
HDA 2059DL16 09	**1001**
HDA 2059DL16 10	**1001**
HDA 2059DL16 11	**1001**
HDA 2059DL16 12	**1001**
HDA 2059DL16 14	**1001**
HDA 2059DT150 04	**1001**
HDA 2059DT150 06	**1001**
HDA 2059DT150 08	**1001**
HDA 2059DT150 09	**1001**
HDA 2059DT150 11	**1001**
HDA 2059DT150 12	**1001**
HDA 2059DT150 14	**1001**
HDA 2059DT16 04	**1001**
HDA 2059DT16 06	**1001**
HDA 2059DT16 08	**1001**
HDA 2059DT16 09	**1001**
HDA 2059DT16 10	**1001**
HDA 2059DT16 11	**1001**
HDA 2059DT16 12	**1001**
HDA 2059DT16 14	**1001**
HDA 6400-1	**993**
HDA 6400-112	**993**
HDA 6400-114	**993**
HDA 6400-12	**993**
HDA 6400-2	**993**
HDA 6400-34	**993**
HDAWH12	**1422**
HDAWH34	**1422**
HDOP-100	**280**
HDPVC1	**1405**
HDPVC112	**1405**
HDPVC114	**1405**
HDPVC12	**1405**
HDPVC12B	**1405**
HDPVC12N	**1405**
HDPVC12R	**1405**
HDPVC12Y	**1405**
HDPVC14	**1405**
HDPVC14B	**1405**
HDPVC14N	**1405**
HDPVC14R	**1405**
HDPVC2	**1405**
HDPVC34	**1405**
HDPVC34B	**1405**
HDPVC34N	**1405**
HDPVC38	**1405**
HDPVC38B	**1405**
HDPVC38N	**1405**
HDPVC38R	**1405**
HDPVC38Y	**1405**
HDPVC516	**1405**
HDPVC516B	**1405**
HDPVC516N	**1405**
HDPVC516Y	**1405**
HDPVC58	**1405**
HDSH2-10	**1428**
HDSH2-30	**1428**
HDSH3-10	**1428**
HDSH3-30	**1428**
HDSH4-10	**1428**
HDSH4-30	**1428**
HDSH6-10	**1428**
HDSH6-30	**1428**
HDSHS-104112	**1515**
HDSHS-113121	**1515**
HDSHS-122130	**1515**
HDSHS-131139	**1515**
HDSHS-140148	**1515**
HDSHS-149161	**1515**
HDSHS-162174	**1515**
HDSHS-1719	**1515**
HDSHS-175187	**1515**
HDSHS-188200	**1515**
HDSHS-201213	**1515**
HDSHS-2022	**1515**
HDSHS-214226	**1515**
HDSHS-227239	**1515**
HDSHS-2325	**1515**
HDSHS-240252	**1515**
HDSHS-2628	**1515**
HDSHS-2931	**1515**
HDSHS-3235	**1515**
HDSHS-3639	**1515**
HDSHS-4043	**1515**
HDSHS-4447	**1515**
HDSHS-4851	**1515**
HDSHS-5255	**1515**
HDSHS-5659	**1515**
HDSHS-6063	**1515**
HDSHS-6467	**1515**
HDSHS-6873	**1515**
HDSHS-7479	**1515**
HDSHS-8085	**1515**
HDSHS-8691	**1515**
HDSHS-9297	**1515**
HDSHS-98103	**1515**
HELD	**1625**
HELD.500	**1625**
HEP-1	**1483**
HESV-06	**230**
HESV-08	**230**
HEXSMBV1	**946**
HEXSMBV12	**946**
HEXSMBV12M	**946**
HEXSMBV14	**946**
HEXSMBV14M	**946**
HEXSMBV1M	**946**
HEXSMBV34	**946**
HEXSMBV34M	**946**
HEXSMBV38	**946**
HEXSMBV38M	**946**
HF0503B	**277**
HF1005B	**277**
HF1275	**1556**
HF2005B	**277**
HF3005B	**277**
HF3588	**1556**
HF5006B	**277**
HF7244	**1556**
HF7322	**1556**
HF7325	**1556**
HF7326	**1556**
HF7327	**1556**
HF7328	**1556**
HF7329	**1556**
HF7330	**1556**
HF7331	**1556**
HF7332	**1556**
HF7333	**1556**
HFBFC9810	**294**
HFBFC98112	**294**
HFBFC98114	**294**
HFBFC9834	**294**
HFBFP9810	**294**
HFBFP98112	**294**
HFBFP98114	**294**
HFBFP9834	**294**
HFL3-08-08CF	**24**
HFL3-08-12CF	**24**
HFL3-10-12CF	**24**
HFL3-12-12CF	**24**
HFL3-12-16CF	**24**
HFL3-16-16CF	**24**
HFL3-16-20CF	**24**
HFL3-20-20CF	**24**
HFL3-20-24CF	**24**
HFL3-24-24CF	**24**
HFL3-24-32CF	**24**
HFL3-32-32CF	**24**
HFL345-12-12CF	**24**
HFL345-16-12CF	**24**
HFL345-16-16CF	**24**
HFL345-16-20CF	**24**
HFL345-20-20CF	**24**
HFL345-20-24CF	**24**
HFL345-24-24CF	**24**
HFL345-24-32CF	**24**
HFL345-32-32CF	**24**
HFL390-08-08CF	**24**
HFL390-08-12CF	**24**
HFL390-12-12CF	**24**
HFL390-12-16CF	**24**
HFL390-16-16CF	**24**
HFL390-16-20CF	**24**
HFL390-20-20CF	**24**
HFL390-20-24CF	**24**
HFL390-24-24CF	**24**
HFL390-24-32CF	**24**
HFL390-32-32CF	**24**
HFL6-08-08CF	**24**
HFL6-12-12CF	**24**
HFL6-12-16CF	**24**
HFL6-16-16CF	**24**
HFL6-16-20CF	**24**
HFL6-20-20CF	**24**
HFL6-20-24CF	**24**
HFL6-24-24CF	**24**
HFL6-32-32CF	**24**
HFL645-08-08CF	**24**
HFL645-08-12CF	**24**
HFL645-12-12CF	**24**
HFL645-12-16CF	**24**
HFL645-16-16CF	**24**
HFL645-16-20CF	**24**
HFL645-20-20CF	**24**
HFL645-20-24CF	**24**
HFL645-24-24CF	**24**
HFL645-32-32CF	**24**
HFL690-08-08CF	**24**
HFL690-08-12CF	**24**
HFL690-12-12CF	**24**
HFL690-12-16CF	**24**
HFL690-16-16CF	**24**
HFL690-16-20CF	**24**
HFL690-20-20CF	**24**
HFL690-20-24CF	**24**
HFL690-24-24CF	**24**
HFL690-32-32CF	**24**
HFP-01	**230**
HFSFC-14-DP	**294**
HFSFC-38-DP	**294**
HFSFC6512	**292**
HFSFC6518	**292**
HFSFC6522	**292**
HFSFC6538	**292**
HFSFC8814	**294**
HFSFC8838	**294**
HFSFP-14-DC	**294**
HFSFP-38-DC	**294**
HFSFP6512	**292**
HFSFP6518	**292**
HFSFP6522	**292**
HFSFP6538	**292**
HFSFP8814	**294**
HFSFP8838	**294**
HFSSFC7310-V	**290**
HFSSFC7312-V	**290**
HFSSFC7314-V	**290**
HFSSFC7334-V	**290**
HFSSFC7338-V	**290**
HFSSFP7310-V	**290**
HFSSFP7312-V	**290**
HFSSFP7314-V	**290**
HFSSFP7334-V	**290**
HFSSFP7338-V	**290**
HG100-002B	**267**
HG100-002G	**267**
HG100-004B	**267**
HG100-004G	**267**
HG100-006B	**267**
HG100-006G	**267**
HG100-010B	**267**
HG100-010G	**267**
HG100-016B	**267**
HG100-016G	**267**

Code	Page
HG100-040B	**267**
HG100-040G	**267**
HG100-100B	**267**
HG100-100G	**267**
HG100-160B	**267**
HG100-160G	**267**
HG100-250B	**267**
HG100-250G	**267**
HG100-400B	**267**
HG100-400G	**267**
HGSAB1	**1531**
HGU020-0100	**497**
HGU020-0200	**497**
HGU020-0250	**497**
HGU020-0320	**497**
HGU020-0400	**497**
HGU020-0500	**497**
HGU032-0100	**497**
HGU032-0200	**497**
HGU032-0250	**497**
HGU032-0320	**497**
HGU032-0400	**497**
HGU032-0500	**497**
HGU040-0100	**497**
HGU040-0200	**497**
HGU040-0250	**497**
HGU040-0320	**497**
HGU040-0400	**497**
HGU040-0500	**497**
HGU050-0100	**497**
HGU050-0200	**497**
HGU050-0250	**497**
HGU050-0320	**497**
HGU050-0400	**497**
HGU050-0500	**497**
HGU063-0100	**497**
HGU063-0200	**497**
HGU063-0250	**497**
HGU063-0320	**497**
HGU063-0400	**497**
HGU063-0500	**497**
HGZAB1	**1531**
HHP-01	**229**
HHP-02	**229**
HHP-03	**229**
HHP-04	**229**
HHP-05	**230**
HHPDV-06	**230**
HHPDV-08	**230**
HHPDV-12	**230**
HHP-OL	**230**
HHPT-01	**230**
HHPT-02	**230**
HHPT-03	**230**
HHPT-05	**230**
HHPT-07	**230**
HJ0404CF	**23**
HJ0505CF	**23**
HJ0606CF	**23**
HJ0808CF	**23**
HJ1010CF	**23**
HJ1212CF	**23**
HJ1616CF	**23**
HKP02B	**291**
HKP02B-V	**291**
HKP02SS	**291**
HKP02SS-V	**291**
HKP04B	**291**
HKP04B-V	**291**
HKP04CS	**291**
HKP04CS-NPT	**291**
HKP04SS	**291**
HKP04SS-NPT	**291**
HKP04SS-V	**291**
HKP06B	**291**
HKP06B-V	**291**
HKP06CS	**291**
HKP06CS-NPT	**291**
HKP06SS	**291**
HKP06SS-NPT	**291**
HKP06SS-V	**291**
HKP08B	**291**
HKP08B-V	**291**
HKP08CS	**291**
HKP08CS-NPT	**291**
HKP08SS	**291**
HKP08SS-NPT	**291**
HKP08SS-V	**291**
HKP12B	**291**
HKP12B-V	**291**
HKP12CS	**291**
HKP12CS-NPT	**291**
HKP12SS	**291**
HKP12SS-NPT	**291**
HKP12SS-V	**291**
HKP16B	**291**
HKP16B-V	**291**
HKP16CS	**291**
HKP16CS-NPT	**291**
HKP16SS	**291**
HKP16SS-NPT	**291**
HKP16SS-V	**291**
HKPA04CS	**290**
HKPA04CS-NPT	**290**
HKPA04CS-V	**290**
HKPA04SS-NPT	**290**
HKPA06CS	**290**
HKPA06CS-NPT	**290**
HKPA06CS-V	**290**
HKPA06SS-NPT	**290**
HKPA08CS	**290**
HKPA08CS-NPT	**290**
HKPA08CS-V	**290**
HKPA08SS-NPT	**290**
HKPA12CS	**290**
HKPA12CS-NPT	**290**
HKPA12CS-V	**290**
HKPA12SS-NPT	**290**
HKPA16CS	**290**
HKPA16CS-NPT	**290**
HKPA16CS-V	**290**
HKPA16SS-NPT	**290**
HKPA20CS	**290**
HKPA20CS-NPT	**290**
HKPA20CS-V	**290**
HKPA24CS	**290**
HKPA24CS-NPT	**290**
HKPA24CS-V	**290**
HKPA32CS	**290**
HKPA32CS-NPT	**290**
HKPA32CS-V	**290**
HKPFF04CS	**292**
HKPFF0608CS	**292**
HKPFF06CS	**292**
HKPFF08CS	**292**
HKPFF1212CS	**292**
HKPFF12CS	**292**
HKPFF1616CS	**292**
HKPFF16CS	**292**
HKPFF2016CS	**292**
HKS02B	**291**
HKS02B-V	**291**
HKS02CS-NPT	**291**
HKS02SS	**291**
HKS02SS-V	**291**
HKS04B	**291**
HKS04B-V	**291**
HKS04CS	**291**
HKS04CS-NPT	**291**
HKS04SS	**291**
HKS04SS-NPT	**291**
HKS04SS-V	**291**
HKS06B	**291**
HKS06B-V	**291**
HKS06CS	**291**
HKS06CS-NPT	**291**
HKS06SS	**291**
HKS06SS-NPT	**291**
HKS06SS-V	**291**
HKS08B	**291**
HKS08B-V	**291**
HKS08CS	**291**
HKS08CS-NPT	**291**
HKS08SS	**291**
HKS08SS-NPT	**291**
HKS08SS-V	**291**
HKS12B	**291**
HKS12B-V	**291**
HKS12CS	**291**
HKS12CS-NPT	**291**
HKS12SS	**291**
HKS12SS-NPT	**291**
HKS12SS-V	**291**
HKS16B	**291**
HKS16B-V	**291**
HKS16CS	**291**
HKS16CS-NPT	**291**
HKS16SS	**291**
HKS16SS-NPT	**291**
HKS16SS-V	**291**
HKSA04CS	**290**
HKSA04CS-V	**290**
HKSA04SS-NPT	**290**
HKSA06CS	**290**
HKSA06CS-NPT	**290**
HKSA06CS-V	**290**
HKSA06SS-NPT	**290**
HKSA08CS	**290**
HKSA08CS-NPT	**290**
HKSA08CS-V	**290**
HKSA08SS-NPT	**290**
HKSA12CS	**290**
HKSA12CS-NPT	**290**
HKSA12CS-V	**290**
HKSA12SS-NPT	**290**
HKSA16CS	**290**
HKSA16CS-NPT	**290**
HKSA16CS-V	**290**
HKSA16SS-NPT	**290**
HKSA20CS	**290**
HKSA20CS-V	**290**
HKSA24CS	**290**
HKSA24CS-NPT	**290**
HKSA24CS-V	**290**
HKSA32CS	**290**
HKSA32CS-NPT	**290**
HKSA32CS-V	**290**
HKSFF04CS	**292**
HKSFF0608CS	**292**
HKSFF06CS	**292**
HKSFF08CS	**292**
HKSFF1212CS	**292**
HKSFF12CS	**292**
HKSFF1616CS	**292**
HKSFF16CS	**292**
HKSFF2016CS	**292**
HL-1001-D	**277**
HM10	**432**
HM18	**432**
HM30	**432**
HM34	**432**
HMBV-1	**923**
HMBV-112	**923**
HMBV-114	**923**
HMBV-12	**923**
HMBV-14	**923**
HMBV-2	**923**
HMBV-212	**923**
HMBV-3	**923**
HMBV-34	**923**
HMBV-38	**923**
HMBV-4	**923**
HMFL03-45-M12CF	**20**
HMFL0390-M12CF	**20**
HMFL03-M12CF	**20**
HMFL04-45-M12CF	**20**
HMFL04-45-M14CF	**20**
HMFL04-45-M16CF	**20**
HMFL0490-M12CF	**20**
HMFL0490-M14CF	**20**
HMFL0490-M16CF	**20**
HMFL0490-M18CF	**20**
HMFL04-M12CF	**20**
HMFL04-M14CF	**20**
HMFL04-M16CF	**20**
HMFL04-M18CF	**20**
HMFL05-45-M16CF	**20**
HMFL05-45-M18CF	**20**
HMFL0590-M18CF	**20**
HMFL05-M16CF	**20**
HMFL06-45-M16CF	**20**
HMFL06-45-M18CF	**20**
HMFL0690-M16CF	**20**
HMFL0690-M18CF	**20**
HMFL06-M16CF	**20**
HMFL06-M18CF	**20**
HMFL06-M22CF	**20**
HMFL08-45-M22CF	**20**
HMFL08-45-M26CF	**20**
HMFL0890-M22CF	**20**
HMFL0890-M26CF	**20**
HMFL08-M22CF	**20**
HMFL08-M26CF	**20**
HMFL10-45-M26CF	**20**
HMFL1090-M26CF	**20**
HMFL1090-M30CF	**20**
HMFL10-M26CF	**20**
HMFL10-M30CF	**20**
HMFL12-45-M30CF	**20**
HMFL1290-M26CF	**20**
HMFL1290-M30CF	**20**
HMFL12-M30CF	**20**
HMFL12-M36CF	**20**
HMFL16-45-M36CF	**20**
HMFL1690-M36CF	**20**
HMFL16-M36CF	**20**
HMFL20-45-M45CF	**20**
HMFL2090-M45CF	**20**
HMFL20-M45CF	**20**
HMFL24-45-M52CF	**20**
HMFL2490-M52CF	**20**
HMFL24-M52CF	**20**
HMFS03-45-M16CF	**21**
HMFS0390-M16CF	**21**
HMFS03-M16CF	**21**
HMFS04-45-M14CF	**21**
HMFS04-45-M16CF	**21**
HMFS04-45-M18CF	**21**
HMFS0490-M14CF	**21**
HMFS0490-M16CF	**21**
HMFS0490-M18CF	**21**
HMFS0490-M20CF	**21**
HMFS04-M14CF	**21**
HMFS04-M16CF	**21**
HMFS04-M18CF	**21**
HMFS05-45-M18CF	**21**
HMFS05-45-M20CF	**21**
HMFS0590-M18CF	**21**
HMFS0590-M20CF	**21**
HMFS05-M18CF	**21**
HMFS05-M20CF	**21**
HMFS06-45-M20CF	**21**
HMFS06-45-M22CF	**21**
HMFS0690-M18CF	**21**
HMFS0690-M20CF	**21**
HMFS0690-M22CF	**21**
HMFS06-M16CF	**21**
HMFS06-M18CF	**21**
HMFS06-M20CF	**21**
HMFS06-M22CF	**21**
HMFS08-45-M24CF	**21**
HMFS0890-M24CF	**21**
HMFS08-M22CF	**21**
HMFS08-M24CF	**21**
HMFS08-M30CF	**21**
HMFS10-45-M30CF	**21**
HMFS1090-M24CF	**21**
HMFS1090-M30CF	**21**
HMFS10-M24CF	**21**
HMFS10-M30CF	**21**

Code	Page
HMFS12-45-M30CF	21
HMFS12-45-M36CF	21
HMFS1290-M30CF	21
HMFS1290-M36CF	21
HMFS12-M30CF	21
HMFS12-M36CF	21
HMFS16-45-M36CF	21
HMFS16-45-M42CF	21
HMFS1690-M36CF	21
HMFS1690-M42CF	21
HMFS16-M36CF	21
HMFS16-M42CF	21
HMFS20-45-M52CF	21
HMFS2090-M52CF	21
HMFS20-M52CF	21
HMFS24-45-M52CF	21
HMFS2490-M52CF	21
HMFS24-M52CF	21
HMML03-M12CF	20
HMML04-M12CF	20
HMML04-M14CF	20
HMML04-M16CF	20
HMML04-M18CF	20
HMML05-M14CF	20
HMML05-M16CF	20
HMML05-M18CF	20
HMML05-M22CF	20
HMML06-M16CF	20
HMML06-M18CF	20
HMML06-M22CF	20
HMML08-M18CF	20
HMML08-M22CF	20
HMML08-M26CF	20
HMML10-M22CF	20
HMML10-M26CF	20
HMML10-M30CF	20
HMML12-M26CF	20
HMML12-M30CF	20
HMML16-M36CF	20
HMML20-M45CF	20
HMML24-M45CF	20
HMML24-M52CF	20
HMMS03-M16CF	21
HMMS04-M14CF	21
HMMS04-M16CF	21
HMMS04-M18CF	21
HMMS05-M18CF	21
HMMS05-M20CF	21
HMMS06-M18CF	21
HMMS06-M20CF	21
HMMS06-M22CF	21
HMMS06-M24CF	21
HMMS08-M24CF	21
HMMS10-M30CF	21
HMMS12-M30CF	21
HMMS12-M36CF	21
HMMS16-M36CF	21
HMMS16-M42CF	21
HMMS20-M42CF	21
HMMS20-M52CF	21
HMMS24-M52CF	21
HN-1	1183
HN-112	1183
HN-114	1183
HN-12	1183
HN-14	1183
HN-18	1183
HN-2	1183
HN-212	1183
HN-3	1183
HN-34	1183
HN-38	1183
HN-4	1183
HN50-1212-UPVC	1107
HN50-1616-UPVC	1107
HN50-2020-UPVC	1107
HN50-2525-UPVC	1107
HN50-3232-UPVC	1107
HN50-5050-UPVC	1107
HN50-6060-UPVC	1107
HN63-112-UPVC	1111
HN63-114-UPVC	1111
HN63-12-UPVC	1111
HN63-1-UPVC	1111
HN63-2-UPVC	1111
HN63-34-UPVC	1111
HN64-11230-UPVC	1111
HN64-11425-UPVC	1111
HN64-120-UPVC	1111
HN64-21450-UPVC	1111
HN64-23460-UPVC	1111
HN64-240-UPVC	1111
HN64-3416-UPVC	1111
HNRV-1	243
HNRV-12	243
HNRV-14	243
HNRV-34	243
HNRV-38	243
HOA200	1459
HOP200	1459
HOSE17/06MM/10M	1409
HOSE17/06MM/3M	1409
HOSE17/06MM/5M	1409
HOSE17/10MM/10M	1409
HOSE17/10MM/3M	1409
HOSE17/10MM/5M	1409
HOSE17/12MM/10M	1409
HOSE17/12MM/3M	1409
HOSE17/12MM/5M	1409
HOSE19/06MM/10M	1409
HOSE19/06MM/3M	1409
HOSE19/06MM/5M	1409
HOSE19/10MM/10M	1409
HOSE19/10MM/3M	1409
HOSE19/10MM/5M	1409
HOSE19/12MM/10M	1409
HOSE19/12MM/3M	1409
HOSE19/12MM/5M	1409
HOSE25/06MM/10M	1409
HOSE25/06MM/3M	1409
HOSE25/06MM/5M	1409
HOSE25/10MM/10M	1409
HOSE25/10MM/3M	1409
HOSE25/10MM/5M	1409
HOSE25/12MM/10M	1409
HOSE25/12MM/3M	1409
HOSE25/12MM/5M	1409
HOSE97/06MM/10M	1409
HOSE97/06MM/3M	1409
HOSE97/06MM/5M	1409
HOSE97/10MM/10M	1409
HOSE97/10MM/3M	1409
HOSE97/10MM/5M	1409
HOSE97/12MM/10M	1409
HOSE97/12MM/3M	1409
HOSE97/12MM/5M	1409
HOSEMAND-1	16
HOSEMAND-12	16
HOSEMAND-14	16
HOSEMAND-34	16
HOSEMAND-38	16
HOSEMAND-58	16
HPSUC17	1634
HPSUC2	1634
HPSUC6	1634
HP/SB4/6	1748
HP-1	1184
HP100MS	1519
HP100SS	1519
HP-112	1184
HP-114	1184
HP-12	1184
HP-14	1184
HP-18	1184
HP-2	1184
HP-212	1184
HP-3	1184
HP-34	1184
HP-38	1184
HPA1619100	250
HPA1719100	250
HPA1819100	250
HPBVLD-1	242
HPBVLD-2	242
HPBVLD-3	242
HPGO	1634
HPLFH1-10	1425
HPLFH1-100	1425
HPLFH112-10	1425
HPLFH112-100	1425
HPLFH114-10	1425
HPLFH114-100	1425
HPLFH2-10	1425
HPLFH2-100	1425
HPLFH212-10	1425
HPLFH212-100	1425
HPLFH3-10	1425
HPLFH3-100	1425
HPLFH4-10	1425
HPLFH4-100	1425
HPLP	1637
HPPFF00608CS	293
HPPFF01212CS	293
HPPFF04CS	293
HPPFF06CS	293
HPPFF08CS	293
HPPFF12CS	293
HPPFF1616CS	293
HPPFF16CS	293
HPPFF2016CS	293
HPR1619	250
HPR1719	250
HPR1819	250
HPS205	1632
HPS25	1632
HPSB	1632
HPSFF00608CS	293
HPSFF01212CS	293
HPSFF04CS	293
HPSFF06CS	293
HPSFF08CS	293
HPSFF12CS	293
HPSFF1616CS	293
HPSFF16CS	293
HPSFF2016CS	293
HPW	1632
HR5-320B	1454
HR8-315B	1454
HRCT12	1144
HRO15.12C	1460
HRO8.25	1460
HS-1	1185
HS-112	1185
HS-114	1185
HS-12	1185
HS-14	1185
HS-18	1185
HS-2	1185
HS-212	1185
HS2T-10-N-50	45
HS2T-10-R-50	45
HS2T-13-N-50	45
HS2T-13-R-50	45
HS2T-16-N-50	45
HS2T-16-R-50	45
HS2T-19-N-50	45
HS2T-19-R-50	45
HS2T-25-N-30	45
HS2T-25-R-30	45
HS2T-38-N-30	45
HS2T-38-R-30	45
HS2T-51-N-30	45
HS2T-51-R-30	45
HS2T-6-N-50	45
HS2T-6-R-50	45
HS2T-8-N-50	45
HS2T-8-R-50	45
HS-3	1185
HS-34	1185
HS-38	1185
HS-4	1185
HSA 1021-14	993
HSA 1021-38	993
HSA 1070-1	994
HSA 1070-112	994
HSA 1070-114	994
HSA 1070-12	994
HSA 1070-14	994
HSA 1070-2	994
HSA 1070-34	994
HSA 1070-38	994
HSA 1071-1	994
HSA 1071-112	994
HSA 1071-114	994
HSA 1071-12	994
HSA 1071-14	994
HSA 1071-2	994
HSA 1071-34	994
HSA 1071-38	994
HSA 150HIT 04	1000
HSA 150HIT 05	1000
HSA 150HIT 06	1000
HSA 150HIT 07	1000
HSA 150HIT 08	1000
HSA 150HIT 09	1000
HSA 150HIT 10	1000
HSA 150HIT 11	1000
HSA 150HIT 12	1000
HSA 150HIT 13	1000
HSA 150HIT 14	1000
HSA 150HIT 16	1000
HSA 2006SD-1	994
HSA 2006SD-112	994
HSA 2006SD-114	994
HSA 2006SD-12	994
HSA 2006SD-14	994
HSA 2006SD-2	994
HSA 2006SD-34	994
HSA 2006SD-38	994
HSA 2011KMD-1	996
HSA 2011KMD-112	996
HSA 2011KMD-114	996
HSA 2011KMD-12	996
HSA 2011KMD-2	996
HSA 2011KMD-34	996
HSA 2011ND-1	995
HSA 2011ND-112	995
HSA 2011ND-114	995
HSA 2011ND-12	995
HSA 2011ND-2	995
HSA 2011ND-212	995
HSA 2011ND-3	995
HSA 2011ND-34	995
HSA 2011ND-38	995
HSA 2011ND-4	995
HSA 2012CD-1	998
HSA 2012CD-112	998
HSA 2012CD-12	998
HSA 2012CD-2	998
HSA 2012CD-212	998
HSA 2012CD-3	998
HSA 2012CD-34	998
HSA 2012CD-4	998
HSA 2012KMD-1	996
HSA 2012KMD-112	996
HSA 2012KMD-12	996
HSA 2012KMD-2	996
HSA 2012KMD-34	996
HSA 2012ND-1	995
HSA 2012ND-112	995
HSA 2012ND-114	995
HSA 2012ND-12	995
HSA 2012ND-2	995
HSA 2012ND-212	995
HSA 2012ND-3	995
HSA 2012ND-34	995
HSA 2012ND-4	995
HSA 2013CD-1	998
HSA 2013CD-112	998
HSA 2013CD-12	998

Code	Page
HSA 2013CD-2	**998**
HSA 2013CD-212	**998**
HSA 2013CD-3	**998**
HSA 2013CD-34	**998**
HSA 2013CD-4	**998**
HSA 2013KMD-1	**996**
HSA 2013KMD-112	**996**
HSA 2013KMD-112C	**996**
HSA 2013KMD-114	**996**
HSA 2013KMD-114C	**996**
HSA 2013KMD-12	**996**
HSA 2013KMD-12C	**996**
HSA 2013KMD-1C	**996**
HSA 2013KMD-2	**996**
HSA 2013KMD-212	**996**
HSA 2013KMD-212C	**996**
HSA 2013KMD-2C	**996**
HSA 2013KMD-3	**996**
HSA 2013KMD-34	**996**
HSA 2013KMD-34C	**996**
HSA 2013KMD-3C	**996**
HSA 2013ND-1	**995**
HSA 2013ND-112	**995**
HSA 2013ND-114	**995**
HSA 2013ND-12	**995**
HSA 2013ND-14	**995**
HSA 2013ND-2	**995**
HSA 2013ND-212	**995**
HSA 2013ND-3	**995**
HSA 2013ND-34	**995**
HSA 2013ND-38	**995**
HSA 2013ND-4	**995**
HSA 2014LA 08	**1003**
HSA 2014LA 09	**1003**
HSA 2014LA 10	**1003**
HSA 2014LA 11	**1003**
HSA 2014LA 12	**1003**
HSA 2014LA 13	**1003**
HSA 2014LA 14	**1003**
HSA 2014LA 16	**1003**
HSA 2014LA 18	**1003**
HSA 2014LA 20	**1003**
HSA 2014LB 08	**1003**
HSA 2014LB 09	**1003**
HSA 2014LB 10	**1003**
HSA 2014LB 11	**1003**
HSA 2014LB 12	**1003**
HSA 2014LB 13	**1003**
HSA 2014LB 14	**1003**
HSA 2014LB 16	**1003**
HSA 2014LB 18	**1003**
HSA 2014LB 20	**1003**
HSA 2014WA 08	**1002**
HSA 2014WA 09	**1002**
HSA 2014WA 10	**1002**
HSA 2014WA 11	**1002**
HSA 2014WA 12	**1002**
HSA 2014WA 13	**1002**
HSA 2014WA 14	**1002**
HSA 2014WA 16	**1002**
HSA 2014WA 18	**1002**
HSA 2014WA 20	**1002**
HSA 2014WB 08	**1002**
HSA 2014WB 09	**1002**
HSA 2014WB 10	**1002**
HSA 2014WB 11	**1002**
HSA 2014WB 12	**1002**
HSA 2014WB 13	**1002**
HSA 2014WB 14	**1002**
HSA 2014WB 16	**1002**
HSA 2014WB 18	**1002**
HSA 2014WB 20	**1002**
HSA 2014WC 09	**1002**
HSA 2014WC 10	**1002**
HSA 2014WC 11	**1002**
HSA 2014WC 12	**1002**
HSA 2014WC 13	**1002**
HSA 2014WC 14	**1002**
HSA 2014WC 16	**1002**
HSA 2014WC 18	**1002**
HSA 2014WC 20	**1002**
HSA 2014WD 09	**1002**
HSA 2014WD 10	**1002**
HSA 2014WD 11	**1002**
HSA 2014WD 12	**1002**
HSA 2014WD 13	**1002**
HSA 2014WD 14	**1002**
HSA 2014WD 16	**1002**
HSA 2014WD 18	**1002**
HSA 2014WD 20	**1002**
HSA 2014WP 09	**1003**
HSA 2014WP 10	**1003**
HSA 2014WP 11	**1003**
HSA 2014WP 12	**1003**
HSA 2014WP 13	**1003**
HSA 2014WP 14	**1003**
HSA 2014WP 16	**1003**
HSA 2014WP 18	**1003**
HSA 2014WP 20	**1003**
HSA 2019D 04	**999**
HSA 2019D 05	**999**
HSA 2019D 06	**999**
HSA 2019D 07	**999**
HSA 2019D 08	**999**
HSA 2019D 09	**999**
HSA 2019D 10	**999**
HSA 2019D 11	**999**
HSA 2019D 12	**999**
HSA 2019D 13	**999**
HSA 2019D 14	**999**
HSA 2019D 16	**999**
HSA 2019D4 10	**999**
HSA 2019D4 11	**999**
HSA 2019D4 12	**999**
HSA 2020D 04	**1000**
HSA 2020D 05	**1000**
HSA 2020D 06	**1000**
HSA 2020D 07	**1000**
HSA 2020D 08	**1000**
HSA 2020D 09	**1000**
HSA 2020D 10	**1000**
HSA 2020D 11	**1000**
HSA 2020D 12	**1000**
HSA 2020D 14	**1000**
HSA 2040-1	**997**
HSA 2040-112	**997**
HSA 2040-114	**997**
HSA 2040-12	**997**
HSA 2040-14	**997**
HSA 2040-2	**997**
HSA 2040-212	**997**
HSA 2040-34	**997**
HSA 2040-38	**997**
HSA 2041-1	**997**
HSA 2041-112	**997**
HSA 2041-114	**997**
HSA 2041-12	**997**
HSA 2041-14	**997**
HSA 2041-2	**997**
HSA 2041-212	**997**
HSA 2041-34	**997**
HSA 2041-38	**997**
HSA 2057CBL-1	**998**
HSA 2057CBL-112	**998**
HSA 2057CBL-12	**998**
HSA 2057CBL-2	**998**
HSA 2057CBL-212	**998**
HSA 2057CBL-3	**998**
HSA 2057CBL-4	**998**
HSA 2057CBT-1	**998**
HSA 2057CBT-112	**998**
HSA 2057CBT-12	**998**
HSA 2057CBT-2	**998**
HSA 2057CBT-212	**998**
HSA 2057CBT-3	**998**
HSA 2057CBT-4	**998**
HSA 2059DL150 04	**1001**
HSA 2059DL150 06	**1001**
HSA 2059DL150 08	**1001**
HSA 2059DL150 09	**1001**
HSA 2059DL150 11	**1001**
HSA 2059DL150 12	**1001**
HSA 2059DL150 14	**1001**
HSA 2059DL16 04	**1001**
HSA 2059DL16 06	**1001**
HSA 2059DL16 08	**1001**
HSA 2059DL16 09	**1001**
HSA 2059DL16 10	**1001**
HSA 2059DL16 11	**1001**
HSA 2059DL16 12	**1001**
HSA 2059DL16 14	**1001**
HSA 2059DT150 04	**1001**
HSA 2059DT150 06	**1001**
HSA 2059DT150 08	**1001**
HSA 2059DT150 09	**1001**
HSA 2059DT150 11	**1001**
HSA 2059DT150 12	**1001**
HSA 2059DT150 14	**1001**
HSA 2059DT16 04	**1001**
HSA 2059DT16 06	**1001**
HSA 2059DT16 08	**1001**
HSA 2059DT16 09	**1001**
HSA 2059DT16 10	**1001**
HSA 2059DT16 11	**1001**
HSA 2059DT16 12	**1001**
HSA 2059DT16 14	**1001**
HSA 6400-1	**993**
HSA 6400-112	**993**
HSA 6400-114	**993**
HSA 6400-12	**993**
HSA 6400-2	**993**
HSA 6400-34	**993**
HSBVCE-1	**952**
HSBVCE-2	**952**
HSBVWE-112	**952**
HSBVWE-12	**952**
HSBVWE-2	**952**
HS-G1/2	**34**
HS-G1/4	**34**
HS-G1/8	**34**
HS-G3/4	**34**
HS-G3/8	**34**
HS-M10X1	**34**
HS-M12X1.5	**34**
HS-M14X1.5	**34**
HS-M16X1.5	**34**
HS-M18X1.5	**34**
HS-M22X1.5	**34**
HS-M26X1.5	**34**
HSP04-45-06CF	**20**
HSP04-90-06CF	**20**
HSP04-90-08CF	**20**
HSP05-45-08CF	**20**
HSP05-45-10CF	**20**
HSP06-45-08CF	**20**
HSP06-45-10CF	**20**
HSP06-45-12CF	**20**
HSP06-45-15CF	**20**
HSP06-90-10CF	**20**
HSP06-90-12CF	**20**
HSP08-45-15CF	**20**
HSP08-45-18CF	**20**
HSP08-90-15CF	**20**
HSP08-90-18CF	**20**
HSP10-45-18CF	**20**
HSP10-45-22CF	**20**
HSP10-90-18CF	**20**
HSP12-45-22CF	**20**
HSP12-90-22CF	**20**
HSP16-45-28CF	**20**
HSP16-90-28CF	**20**
HSP20-45-35CF	**20**
HSP20-90-35CF	**20**
HSRS-25	**199**
HSRS-30	**199**
HSRS-35	**199**
HSRS-38	**199**
HSRS-42	**199**
HSSP04-06CF	**20**
HSSP04-08CF	**20**
HSSP04-10CF	**21**
HSSP04-45-08CF	**21**
HSSP04-45-10CF	**21**
HSSP04-45-12CF	**21**
HSSP04-90-08CF	**21**
HSSP04-90-10CF	**21**
HSSP05-45-12CF	**21**
HSSP06-10CF	**20**
HSSP06-12CF	**20**
HSSP06-14CF	**21**
HSSP06-15CF	**20**
HSSP06-45-14CF	**21**
HSSP06-90-14CF	**21**
HSSP08-15CF	**20**
HSSP08-16CF	**21**
HSSP08-18CF	**20**
HSSP08-45-14CF	**21**
HSSP08-45-16CF	**21**
HSSP08-90-16CF	**21**
HSSP10-18CF	**20**
HSSP10-20CF	**21**
HSSP10-22CF	**20**
HSSP10-45-16CF	**21**
HSSP10-45-20CF	**21**
HSSP10-90-20CF	**21**
HSSP12-20CF	**21**
HSSP12-22CF	**20**
HSSP12-25CF	**21**
HSSP12-45-20CF	**21**
HSSP12-45-25CF	**21**
HSSP12-90-20CF	**21**
HSSP12-90-25CF	**21**
HSSP16-25CF	**21**
HSSP16-28CF	**20**
HSSP16-30CF	**21**
HSSP16-45-25CF	**21**
HSSP16-45-30CF	**21**
HSSP16-45-38CF	**21**
HSSP16-90-25CF	**21**
HSSP16-90-30CF	**21**
HSSP20-35CF	**20**
HSSP20-38CF	**21**
HSSP20-45-30CF	**21**
HSSP20-45-38CF	**21**
HSSP24-42CF	**20**
HST1.1/2X16G-3M	**182**
HST1.1/2X16G-6M	**182**
HST1.1/4X16G-3M	**182**
HST1.1/4X16G-6M	**182**
HST1/2X16G-3M	**182**
HST1/2X16G-6M	**182**
HST1/4X16G-3M	**182**
HST1/4X16G-6M	**182**
HST10X1.0-C6F	**181**
HST10X1.0-C6F-6M	**181**
HST10X1.5-C6F	**181**
HST10X1.5-C6F-6M	**181**
HST10X2.0-C6F	**181**
HST10X2.0-C6F-6M	**181**
HST12X1.0-C6F	**181**
HST12X1.0-C6F-6M	**181**
HST12X1.5-C6F	**181**
HST12X1.5-C6F-6M	**181**
HST12X2.0-C6F	**181**
HST12X2.0-C6F-6M	**181**
HST12X2.5	**180**
HST12X2.5-6M	**180**
HST14X1.5	**180**
HST14X1.5-6M	**180**
HST14X1.5-C6F	**181**
HST14X1.5-C6F-6M	**181**
HST14X2.0	**180**
HST14X2.0-6M	**180**
HST14X2.0-C6F	**181**
HST14X2.0-C6F-6M	**181**
HST15X1.5-C6F	**181**
HST15X1.5-C6F-6M	**181**
HST15X2.0-C6F	**181**
HST15X2.0-C6F-6M	**181**
HST16X1.5-C6F	**181**

Code	Page
HST16X1.5-C6F-6M	181
HST16X2.0-C6F	181
HST16X2.0-C6F-6M	181
HST16X2.5	180
HST16X2.5-6M	180
HST16X2.5-C6F	181
HST16X2.5-C6F-6M	181
HST16X3.0-C6F	181
HST16X3.0-C6F-6M	181
HST18X1.5-C6F	181
HST18X1.5-C6F-6M	181
HST18X2.0	180
HST18X2.0-6M	180
HST18X2.0-C6F	181
HST18X2.0-C6F-6M	181
HST18X2.5	180
HST18X2.5-6M	180
HST18X2.5-C6F	181
HST18X2.5-C6F-6M	181
HST1X16G-3M	182
HST1X16G-6M	182
HST20X2.0-C6F	181
HST20X2.0-C6F-6M	181
HST20X2.5	180
HST20X2.5-6M	180
HST20X2.5-C6F	181
HST20X2.5-C6F-6M	181
HST20X3.0	180
HST20X3.0-6M	180
HST20X3.0-C6F	181
HST20X3.0-C6F-6M	181
HST20X3.5	180
HST20X3.5-6M	180
HST20X3.5-C6F	181
HST20X3.5-C6F-6M	181
HST20X4.0-C6F	181
HST20X4.0-C6F-6M	181
HST22X1.5	180
HST22X1.5-6M	180
HST22X1.5-C6F	181
HST22X1.5-C6F-6M	181
HST22X2.0	180
HST22X2.0-6M	180
HST22X2.0-C6F	181
HST22X2.0-C6F-6M	181
HST22X2.5-C6F	181
HST22X2.5-C6F-6M	181
HST25X1.5	180
HST25X1.5-6M	180
HST25X1.5-C6F	181
HST25X1.5-C6F-6M	181
HST25X2.0	180
HST25X2.0-6M	180
HST25X2.0-C6F	181
HST25X2.0-C6F-6M	181
HST25X2.5	180
HST25X2.5-6M	180
HST25X2.5-C6F	181
HST25X2.5-C6F-6M	181
HST25X3.0	180
HST25X3.0-6M	180
HST25X3.0-C6F	181
HST25X3.0-C6F-6M	181
HST25X4.0-C6F	181
HST25X4.0-C6F-6M	181
HST28X1.5	180
HST28X1.5-6M	180
HST28X1.5-C6F	181
HST28X1.5-C6F-6M	181
HST28X2.0-C6F	181
HST28X2.0-C6F-6M	181
HST28X2.5	180
HST28X2.5-6M	180
HST28X2.5-C6F	181
HST28X2.5-C6F-6M	181
HST28X3.0	180
HST28X3.0-6M	180
HST28X3.0-C6F	181
HST28X3.0-C6F-6M	181
HST3/4X16G-3M	182
HST3/4X16G-6M	182
HST3/8X16G-3M	182
HST3/8X16G-6M	182
HST30X2.5	180
HST30X2.5-6M	180
HST30X2.5-C6F	181
HST30X2.5-C6F-6M	181
HST30X3.0-C6F	181
HST30X3.0-C6F-6M	181
HST30X4.0	180
HST30X4.0-6M	180
HST30X4.0-C6F	181
HST30X4.0-C6F-6M	181
HST35X2.0	180
HST35X2.0-6M	180
HST35X2.0-C6F	181
HST35X2.0-C6F-6M	181
HST35X2.5	180
HST35X2.5-6M	180
HST35X2.5-C6F	181
HST35X2.5-C6F-6M	181
HST35X3.0	180
HST35X3.0-6M	180
HST35X3.0-C6F	181
HST35X3.0-C6F-6M	181
HST35X5.0	180
HST35X5.0-6M	180
HST35X5.0-C6F	181
HST35X5.0-C6F-6M	181
HST38X3.0	180
HST38X3.0-6M	180
HST38X3.0-C6F	181
HST38X3.0-C6F-6M	181
HST38X4.0-C6F	181
HST38X4.0-C6F-6M	181
HST38X5.0	180
HST38X5.0-6M	180
HST42X3.0	180
HST42X3.0-6M	180
HST42X3.0-C6F	181
HST42X3.0-C6F-6M	181
HST42X4.0	180
HST42X4.0-6M	180
HST42X4.0-C6F	181
HST42X4.0-C6F-6M	181
HST4X1.0	180
HST4X1.0-6M	180
HST4X1.0-C6F	181
HST4X1.0-C6F-6M	181
HST5/8X16G-3M	182
HST5/8X16G-6M	182
HST50X3.0-C6F	181
HST50X3.0-C6F-6M	181
HST50X5.0-C6F	181
HST50X5.0-C6F-6M	181
HST50X6.0-C6F	181
HST50X6.0-C6F-6M	181
HST6X1.0	180
HST6X1.0-6M	180
HST6X1.0-C6F	181
HST6X1.0-C6F-6M	181
HST6X1.5	180
HST6X1.5-6M	180
HST6X1.5-C6F	181
HST6X1.5-C6F-6M	181
HST6X2.0	180
HST6X2.0-6M	180
HST6X2.0-C6F	181
HST6X2.0-C6F-6M	181
HST8X1.0-C6F	181
HST8X1.0-C6F-6M	181
HST8X1.5-C6F	181
HST8X1.5-C6F-6M	181
HST8X2.0	180
HST8X2.0-6M	180
HST8X2.0-C6F	181
HST8X2.0-C6F-6M	181
HT035SS316	1518
HT040SS316	1518
HT045SS316	1518
HT050SS316	1518
HT055SS316	1518
HT060SS316	1518
HT065SS316	1518
HT070SS316	1518
HT080SS316	1518
HT095SS316	1518
HT-1	1181
HT100	1533
HT100SS316	1518
HT-112	1181
HT-114	1181
HT-1-19	1181
HT-12	1181
HT120	1533
HT-12-06	1181
HT120SS316	1518
HT-12-10	1181
HT-12-16	1181
HT-12-19	1181
HT-12-25	1181
HT-1-31	1181
HT-14	1181
HT140	1533
HT-14-08	1181
HT140SS316	1518
HT-14-10	1181
HT-14-13	1181
HT160	1533
HT160SS316	1518
HT180	1533
HT-18-06	1181
HT180SS316	1518
HT-2	1181
HT200	1533
HT200SS316	1518
HT-212	1181
HT220	1533
HT220SS316	1518
HT24	1761
HT240	1533
HT240SS316	1518
HT260	1533
HT260SS316	1518
HT27	1533
HT280	1533
HT280SS316	1518
HT-3	1181
HT30	1533
HT300SS316	1518
HT320	1533
HT320SS316	1518
HT-34	1181
HT340	1533
HT340SS316	1518
HT-34-13	1181
HT35	1533
HT360	1533
HT360SS316	1518
HT-38	1181
HT380	1533
HT-38-08	1181
HT380SS316	1518
HT-38-13	1181
HT-4	1181
HT40	1533
HT400	1533
HT400SS316	1518
HT420	1533
HT420SS316	1518
HT440	1533
HT440SS316	1518
HT45	1533
HT460	1533
HT460SS316	1518
HT480	1533
HT480SS316	1518
HT50	1533
HT500	1533
HT500SS316	1518
HT520SS316	1518
HT60	1533
HT65	1533
HT70	1533
HT80	1533
HT90	1533
HT95	1533
HTD-032	1015
HTD-052	1015
HTD-063	1015
HTD-075	1015
HTD-083	1015
HTD-092	1015
HTD-105	1015
HTD-125	1015
HTD-140	1015
HTD-160	1015
HTD-190	1015
HTD-210	1015
HTD-240	1015
HTD534	1761
HTS-040-2	1015
HTS-052-12	1015
HTS-063-12	1015
HTS-075-12	1015
HTS-083-12	1015
HTS-092-12	1015
HTS-105-12	1015
HTS-125-12	1015
HTS-140-12	1015
HTS-160-12	1015
HTS-190-12	1015
HTS-210-12	1015
HTS-240-12	1015
HU-1	1184
HU-112	1184
HU-114	1184
HU-12	1184
HU-14	1184
HU-18	1184
HU-2	1184
HU-212	1184
HU-3	1184
HU-34	1184
HU-38	1184
HU-4	1184
HUK5153W 09	965
HUK5153W 10	965
HUK5153W 11	965
HUK5153W 12	965
HUK5153W 14	965
HUK5153W 16	965
HUK5153W 18	965
HUK5153W 20	965
HUK5163 09	957
HUK5163 10	957
HUK5163 11	957
HUK5163 12	957
HUK5163 14	957
HUK5163 16	957
HUK5163 18	957
HUK5163 20	957
HUK5163CT 12	957
HUK5163CT 14	957
HUKDCV-1	960
HUKDCV-112	960
HUKDCV-114	960
HUKDCV-12	960
HUKDCV-2	960
HUKDCV-34	960
HUKDPC 09W	965
HUKDPC 10W	965
HUKDPC 11W	965
HUKDPC 12W	965
HUKDPC 13W	965
HUKDPC 14W	965
HUKDPC 16W	965
HUKDPC 18W	965
HUKDPC 20W	965
HUKNAM110VAC	1020

Code	Page
HUKNAM230VAC	**1020**
HUKNAM24VAC	**1020**
HUKNAM24VDC	**1020**
HUKSBOX	**1022**
HUKTP-12	**978**
HUKTP-14B	**978**
HUKTP-14R	**978**
HUKYS 09W	**974**
HUKYS 10W	**974**
HUKYS 11W	**974**
HUKYS 12W	**974**
HUKYS 13W	**974**
HUKYS 14W	**974**
HUKYS 16W	**974**
HUKYS 18W	**974**
HUKYS 20W	**974**
HV29BKR	**1752**
HVFF06-06	**773**
HVFF08-06	**773**
HVFF08-08	**773**
HVFF10-10	**773**
HVFF12-10	**773**
HVFF12-12	**773**
HVFS6-01	**773**
HVFS6-02	**773**
HVFS6-03	**773**
HVFS8-01	**773**
HVFS8-02	**773**
HVFS8-03	**773**
HVIS06-100	**1408**
HVIS06-30	**1408**
HVIS06-50	**1408**
HVIS08-100	**1408**
HVIS08-30	**1408**
HVIS08-50	**1408**
HVIS10-100	**1408**
HVIS10-30	**1408**
HVIS10-50	**1408**
HVIS12-100	**1408**
HVIS12-30	**1408**
HVIS12-50	**1408**
HVSS-01-01	**773**
HVSS-02-01	**773**
HVSS-02-02	**773**
HVSS-02-03	**773**
HVSS-03-03	**773**
HVSS-04-03	**773**
HVSS-04-04	**773**
HW100	**1458**
HYD.ELG	**1627**
HYD.GK	**1627**
HYDB	**1496**
HYDK	**1496**
HYDKB	**1496**
HYD-KIT1	**272**
HYD-KIT2	**272**
HYD-KIT3	**272**
HYD-KIT4	**272**
HYD-KIT5	**272**
HYD-KIT6	**272**
HYGWASH-GUN	**1658**
HYGWASH-GUNG	**1658**
HYGWASH-GUNR	**1658**

Code	Page
I	
I 12/16	**511**
I 20/25	**511**
IBCA2NPS	**1491**
IBCAS10083	**1491**
IBCAS6061	**1491**
IBCAS606112	**1491**
IBCAS6062	**1491**
IBCC21	**1491**
IBCC2112	**1491**
IBCC2114	**1491**
IBCC22	**1491**
IBCC33	**1491**
IBCD112112BSP	**1491**
IBCD22BSP	**1491**
IBCDC112	**1491**
IBCDC2	**1491**
IBCDC3	**1491**
IBCDP112	**1491**
IBCDP2	**1491**
IBCDS6062	**1491**
IBCHAS10083	**1491**
IBCHAS606112BSP	**1491**
IBCHAS6061BSP	**1491**
IBCHAS6062BSP	**1491**
IBCHAS6062BSPCWS	**1491**
IBCHAS6062NPS	**1491**
IBCHAS606NPSM2	**1491**
IBCHAS606S1008	**1491**
IBCHAS60X34BSP	**1491**
IBCHCS6061	**1491**
IBCHCS606112	**1491**
IBCHCS606114	**1491**
IBCHCS6062	**1491**
IBCHDS606112BSP	**1491**
IBCHDS6062BSP	**1491**
IBCHDS6062NPS	**1491**
IBC-SEAL	**1491**
IBR10-50	**903**
IBR10-75	**903**
IBR12-50	**903**
IBR12-75	**903**
ICT-12	**1213**
ICT-12/30	**1213**
ICT-12/30-18SWG	**1213**
ICT-14	**1213**
ICT-14/30	**1213**
ICT-14/30-20SWG	**1213**
ICT-18	**1213**
ICT-18/30	**1213**
ICT-316	**1213**
ICT-316/30	**1213**
ICT-38	**1213**
ICT-38/30	**1213**
ICT-38/30-18SWG	**1213**
ICT-516	**1213**
ICT-516/30	**1213**
ICT-58	**1213**
ICT-58/30	**1213**
IF-14	**656**
IF1V1/A-M6	**438**
IF1V1/A-M7	**438**
IF1V1/A-M8	**438**
IF1VE1/A-M6	**437**
IF1VE1/A-M7	**437**

Code	Page
IF1VE1/A-M8	**437**
IF2V3/A-M6	**438**
IF2V3/A-M7	**438**
IF2V3/A-M8	**438**
IF2VE3/A-M6	**437**
IF2VE3/A-M8	**437**
IF3V6/A-M6	**438**
IF3V6/A-M7	**438**
IF3V6/A-M8	**438**
IF3VE6/A-M6	**437**
IF3VE6/A-M7	**437**
IF3VE6/A-M8	**437**
IF4V16/A-M6	**438**
IF4V16/A-M7	**438**
IF4V16/A-M8	**438**
IF4VE16/A-M6	**437**
IF4VE16/A-M7	**437**
IF4VE16/A-M8	**437**
IF5V60/A-M6	**438**
IF5V60/A-M7	**438**
IF5V60/A-M8	**438**
IF5VE60/A-M6	**437**
IF5VE60/A-M7	**437**
IF5VE60/A-M8	**437**
IFE0.5R2.5	**437**
IFE1R3	**437**
IFE2R9	**437**
IFE3R18	**437**
IFE4R24	**437**
IFE5R35	**437**
IFE6R60	**437**
IG400	**1721**
IL1151	**251**
IL1251	**251**
ILF-14	**656**
ILF-38	**656**
ILFE-1-10	**255**
ILFE-1-25	**255**
ILFE-2-10	**255**
ILFE-2-25	**255**
ILFE-3-10	**255**
ILFE-3-25	**255**
ILR-14	**656**
ILRF1-08-10	**255**
ILRF1-08-25	**255**
ILRF2-12-10	**255**
ILRF2-12-25	**255**
ILRF2-16-10	**255**
ILRF2-16-25	**255**
ILRF3-20-10	**255**
ILRF3-20-25	**255**
ILRF3-24-10	**255**
ILRF3-24-25	**255**
IMC38-10	**1207**
INV-1	**243**
INV-12	**243**
INV-14	**243**
INV-34	**243**
INV-38	**243**
IOK-1	**112**
IPGM	**1761**
IPGP	**1761**
IPPCLIP-1	**1113**
IPPCLIP-112	**1113**

Code	Page
IPPCLIP-114	**1113**
IPPCLIP-12	**1113**
IPPCLIP-2	**1113**
IPPCLIP-212	**1113**
IPPCLIP-3	**1113**
IPPCLIP-34	**1113**
IPPCLIP-4	**1113**
IPPCLIP-5	**1113**
IPPSB-1	**1113**
IPPSB-2	**1113**
IPSS4	**1761**
IS-A0/A1	**192**
IS-A2	**192**
IS-A3	**192**
IS-A4	**192**
IS-A5	**192**
IS-A6	**192**
IS-B1	**194**
IS-B2	**194**
IS-B3	**194**
IS-B5	**194**
IS-C1	**197**
IS-C2	**197**
IS-C3	**197**
IS-C4	**197**
IS-C5	**197**
ISCT-12	**1215**
ISCT-14	**1215**
ISCT-38	**1215**
ISO 46	**283**
ISOADC-12	**290**
ISOADC-16	**290**
ISOADC-4	**290**
ISOADC-6	**290**
ISOADC-8	**290**
ISOADP-12	**290**
ISOADP-16	**290**
ISOADP-4	**290**
ISOADP-6	**290**
ISOADP-8	**290**
ISOBDP-12	**291**
ISOBDP-16	**291**
ISOBDP-4	**291**
ISOBDP-6	**291**
ISOBDP-8	**291**
IT060-12	**940**
IT066-1	**940**
IT066-112	**940**
IT066-114	**940**
IT066-12	**940**
IT066-14	**940**
IT066-2	**940**
IT066-34	**940**
IT066-38	**940**
IT067-1	**940**
IT067-112	**940**
IT067-114	**940**
IT067-12	**940**
IT067-14	**940**
IT067-2	**940**
IT067-34	**940**
IT067-38	**940**
IT068-1	**940**
IT068-12	**940**

Code	Page
IT068-14	**940**
IT068-34	**940**
IT068-38	**940**
IT069-1	**940**
IT069-12	**940**
IT069-14	**940**
IT069-34	**940**
IT069-38	**940**
IT070-1	**940**
IT070-112	**940**
IT070-114	**940**
IT070-12	**940**
IT070-2	**940**
IT070-34	**940**
IT071-1	**940**
IT071-112	**940**
IT071-114	**940**
IT071-12	**940**
IT071-2	**940**
IT071-34	**940**
IT072-1	**940**
IT072-12	**940**
IT072-34	**940**
IT073-1	**940**
IT073-12	**940**
IT073-34	**940**
IT090-1	**929**
IT090-112	**929**
IT090-114	**929**
IT090-12	**929**
IT090-14	**929**
IT090-2	**929**
IT090-212	**929**
IT090-3	**929**
IT090-34	**929**
IT090-38	**929**
IT090-4	**929**
IT091-1	**929**
IT091-112	**929**
IT091-114	**929**
IT091-12	**929**
IT091-14	**929**
IT091-2	**929**
IT091-34	**929**
IT091-38	**929**
IT092-1	**930**
IT092-12	**930**
IT092-14	**930**
IT092-34	**930**
IT092-38	**930**
IT093-1	**930**
IT093-12	**930**
IT093-14	**930**
IT093-34	**930**
IT093-38	**930**
IT098-1	**930**
IT098-112	**930**
IT098-114	**930**
IT098-12	**930**
IT098-2	**930**
IT098-34	**930**
IT099-1	**929**
IT099-112	**929**
IT099-114	**929**

Code	Page
IT099-12	**929**
IT099-2	**929**
IT099-34	**929**
IT100-1	**962**
IT100-112	**962**
IT100-114	**962**
IT100-12	**962**
IT100-2	**962**
IT100-212	**962**
IT100-3	**962**
IT100-34	**962**
IT100-38	**962**
IT100-4	**962**
IT101-1	**962**
IT101-112	**962**
IT101-114	**962**
IT101-12	**962**
IT101-2	**962**
IT101-34	**962**
IT102-1	**962**
IT102-112	**962**
IT102-114	**962**
IT102-12	**962**
IT102-2	**962**
IT102-212	**962**
IT102-3	**962**
IT102-34	**962**
IT102-38	**962**
IT102-4	**962**
IT103-1	**962**
IT103-112	**962**
IT103-114	**962**
IT103-12	**962**
IT103-2	**962**
IT103-212	**962**
IT103-3	**962**
IT103-34	**962**
IT103-38	**962**
IT103-4	**962**
IT104-1	**962**
IT104-112	**962**
IT104-114	**962**
IT104-12	**962**
IT104-2	**962**
IT104-34	**962**
IT104-38	**962**
IT107-1	**962**
IT107-12	**962**
IT107-2	**962**
IT107-34	**962**
IT108-1	**962**
IT108-112	**962**
IT108-114	**962**
IT108-12	**962**
IT108-2	**962**
IT108-212	**962**
IT108-3	**962**
IT108-34	**962**
IT108-38	**962**
IT108-4	**962**
IT110-1	**930**
IT115-1	**929**
IT115-112	**929**
IT115-114	**929**
IT115-12	**929**
IT115-2	**929**
IT115-34	**929**
IT125-12	**927**
IT125-12N	**927**
IT125-14	**927**
IT125-14N	**927**
IT125-34	**927**
IT125-34N	**927**
IT125-38	**927**
IT125-38N	**927**
IT126-12	**927**
IT126-12N	**927**
IT126-14	**927**
IT126-14N	**927**
IT126-34	**927**
IT126-34N	**927**
IT126-38	**927**
IT126-38N	**927**
IT128-112L	**930**
IT128-112T	**930**
IT128-114L	**930**
IT128-114T	**930**
IT128-12L	**930**
IT128-12T	**930**
IT128-14L	**930**
IT128-14T	**930**
IT128-1L	**930**
IT128-1T	**930**
IT128-2L	**930**
IT128-2T	**930**
IT128-34L	**930**
IT128-34T	**930**
IT128-38L	**930**
IT128-38T	**930**
IT1300-112M	**962**
IT1300-114M	**962**
IT1300-12M	**962**
IT1300-1M	**962**
IT1300-2M	**962**
IT1300-34M	**962**
IT132-1	**931**
IT132-12	**931**
IT132-34	**931**
IT132-38	**931**
IT134-1	**931**
IT134-12	**931**
IT134-34	**931**
IT134-38	**931**
IT139-12	**930**
IT139-34	**930**
IT139-38	**930**
IT144-12	**931**
IT144-34	**931**
IT156-1	**958**
IT156-112	**958**
IT156-114	**958**
IT156-12	**958**
IT156-2	**958**
IT156-212	**958**
IT156-3	**958**
IT156-34	**958**
IT156-4	**958**
IT174-12	**931**
IT174-34	**931**
IT192-1	**973**
IT192-112	**973**
IT192-114	**973**
IT192-12	**973**
IT192-14	**973**
IT192-2	**973**
IT192-212	**973**
IT192-3	**973**
IT192-34	**973**
IT192-38	**973**
IT192-4	**973**
IT193-1	**973**
IT193-112	**973**
IT193-114	**973**
IT193-12	**973**
IT193-14	**973**
IT193-2	**973**
IT193-34	**973**
IT193-38	**973**
IT216-1	**929**
IT216-112	**929**
IT216-114	**929**
IT216-12	**929**
IT216-14	**929**
IT216-2	**929**
IT216-34	**929**
IT216-38	**929**
IT217-1	**929**
IT217-112	**929**
IT217-114	**929**
IT217-12	**929**
IT217-14	**929**
IT217-2	**929**
IT217-34	**929**
IT217-38	**929**
IT243-1	**980**
IT243-112	**980**
IT243-114	**980**
IT243-12	**980**
IT243-2	**980**
IT243-34	**980**
IT266-1	**940**
IT266-112	**940**
IT266-114	**940**
IT266-12	**940**
IT266-14	**940**
IT266-2	**940**
IT266-34	**940**
IT266-38	**940**
IT267-1	**940**
IT267-112	**940**
IT267-114	**940**
IT267-12	**940**
IT267-14	**940**
IT267-2	**940**
IT267-34	**940**
IT267-38	**940**
IT298-1	**930**
IT298-12	**930**
IT298-34	**930**
ITS-1-16SWG	**1213**
ITS-118-16SWG	**1213**
ITS-118-18SWG	**1213**
ITS-1-18SWG	**1213**
ITS-12	**1213**
ITS-12-10SWG	**1213**
ITS-12-16SWG	**1213**
ITS-12-18SWG	**1213**
ITS-14	**1213**
ITS-18	**1213**
ITS-316	**1213**
ITS-34	**1213**
ITS-34-18SWG	**1213**
ITS-38	**1213**
ITS-516	**1213**
ITS-58	**1213**
ITS-78-16SWG	**1213**
J	
J0002	**1656**
J0250	**1656**
J0312	**1656**
J0437	**1656**
J0787	**1656**
J100	**1636**
J100TDG	**1637**
J10302504	**1624**
J10304022	**1637**
J10304024	**1637**
J1181	**1656**
J13060	**278**
J13120	**278**
J13200	**278**
J13300	**278**
J1373	**1656**
J1500450	**1637**
J1500451	**1637**
J1574	**1656**
J1581400	**1626**
J1703001	**1637**
J1708001	**1638**
J1708003	**1638**
J17210241	**1624**
J1786004	**1640**
J1786501	**1640**
J1789022-1	**1621**
J1789023-1	**1621**
J18128003	**1621**
J18133512	**1621**
J18312002-1	**1621**
J1968	**1656**
J2	**1641**
J2362	**1656**
J2653	**1632**
J2H10	**1018**
J2L10	**1018**
J300S	**1636**
J4175	**1632**
J4177	**1632**
J4CPG1604	**1055**
J4CPG1605	**1055**
J4CPG1806	**1055**
J4CS140	**1018**
J4CS20	**1018**
J4CS300	**1018**
J4CS35	**1018**
J4CS55	**1018**
J4CS85	**1018**
J4CSBSR1	**1019**
J4CSBSR2	**1019**
J4CSDPS1	**1019**
J4CSDPS2	**1019**
J500S	**1636**
J7502	**1656**
J8055/12SE	**1656**
J8055/6	**1656**
J8055/9	**1656**
J8057/1N	**1656**
J8057/2N	**1656**
J8057/3N	**1656**
J8057/5N	**1656**
J9023SE	**1632**
J9130/80	**1643**
J9131/80	**1643**
J9CPG1603	**1055**
J9CPG1604	**1055**
J9CPG1605	**1055**
J9CPG1806	**1055**
JA-01	**1621**
JA165	**1520**
JA165SS	**1520**
JALL112	**1497**
JALL114	**1497**
JALL2	**1497**
JALL212	**1497**
JALL3	**1497**
JALL4	**1497**
JDA-01	**1621**
JETW007G	**1741**
JETW007R	**1741**
JETW007Y	**1741**
JF0403CF	**19**
JF0404CF	**19**
JF0406CF	**19**
JF044503CF	**19**
JF044504CF	**19**
JF049003CF	**19**
JF049004CF	**19**
JF0490K04CF	**19**
JF0503CF	**19**
JF0504CF	**19**
JF0505CF	**19**
JF0506CF	**19**
JF054504CF	**19**
JF054505CF	**19**
JF054506CF	**19**
JF059003CF	**19**
JF059004CF	**19**
JF059005CF	**19**
JF059006CF	**19**
JF0604CF	**19**
JF0605CF	**19**
JF0606CF	**19**
JF064504CF	**19**
JF064505CF	**19**
JF064506CF	**19**
JF069004CF	**19**
JF069005CF	**19**
JF069006CF	**19**
JF0690K04CF	**19**
JF0690K06CF	**19**
JF0805CF	**19**

Code	Page
JF0806CF	**19**
JF0808CF	**19**
JF084506CF	**19**
JF084508CF	**19**
JF089005CF	**19**
JF089006CF	**19**
JF089008CF	**19**
JF0890K06CF	**19**
JF0890K08CF	**19**
JF1006CF	**19**
JF1008CF	**19**
JF1010CF	**19**
JF1012CF	**19**
JF104506CF	**19**
JF104508CF	**19**
JF104510CF	**19**
JF104512CF	**19**
JF109006CF	**19**
JF109008CF	**19**
JF109010CF	**19**
JF109012CF	**19**
JF1090K08CF	**19**
JF1090K10CF	**19**
JF1208CF	**19**
JF1210CF	**19**
JF1212CF	**19**
JF1216CF	**19**
JF124508CF	**19**
JF124510CF	**19**
JF124512CF	**19**
JF124516CF	**19**
JF129008CF	**19**
JF129010CF	**19**
JF129012CF	**19**
JF129016CF	**19**
JF1290K12CF	**19**
JF1412CF	**19**
JF1416CF	**19**
JF144512CF	**19**
JF144516CF	**19**
JF149012CF	**19**
JF149016CF	**19**
JF1612CF	**19**
JF1616CF	**19**
JF164512CF	**19**
JF164516CF	**19**
JF169012CF	**19**
JF169016CF	**19**
JF1690K16CF	**19**
JF2016CF	**19**
JF2020CF	**19**
JF204516CF	**19**
JF204520CF	**19**
JF209016CF	**19**
JF209020CF	**19**
JF2420CF	**19**
JF2424CF	**19**
JF244524CF	**19**
JF249020CF	**19**
JF249024CF	**19**
JF3232CF	**19**
JF324532CF	**19**
JF329032CF	**19**
JG-12	**1642**
JG-50	**1642**
JG603B	**883**
JG-BS15	**884**
JG-HDC	**882**
JG-L-WSK	**1092**
JG-TSP	**905**
JGWALLBOX 1/2	**1092**
JGWALLBOX 3/4	**1092**
JHT100	**1518**
JHT120	**1518**
JHT140	**1518**
JHT160	**1518**
JHT180	**1518**
JHT200	**1518**
JHT220	**1518**
JHT240	**1518**
JHT260	**1518**
JHT280	**1518**
JHT300	**1518**
JHT320	**1518**
JHT340	**1518**
JHT35	**1518**
JHT360	**1518**
JHT380	**1518**
JHT40	**1518**
JHT400	**1518**
JHT420	**1518**
JHT440	**1518**
JHT45	**1518**
JHT480	**1518**
JHT50	**1518**
JHT500	**1518**
JHT70	**1518**
JHT80	**1518**
JHT95	**1518**
JK120	**1741**
JLN07	**79**
JLN08	**79**
JLN09	**79**
JLN12	**79**
JLN14	**79**
JLN17	**79**
JLN21	**79**
JLN26	**79**
JLN30	**79**
JM-01	**1621**
JM10	**625**
JM13	**625**
JM16	**625**
JM20	**625**
JM25	**625**
JM30	**625**
JM36	**625**
JM8	**625**
JMBSPF-12-12CF	**25**
JMBSPF-16-12CF	**25**
JMBSPF-16-16CF	**25**
JMBSPF-20-16CF	**25**
JMBSPF45-12-12CF	**25**
JMBSPF45-16-12CF	**25**
JMBSPF45-16-16CF	**25**
JMBSPF45-20-16CF	**25**
JMBSPF90-12-12CF	**25**
JMBSPF90-16-12CF	**25**
JMBSPF90-16-16CF	**25**
JMBSPF90-20-16CF	**25**
JMBSPM-12-12CF	**25**
JMBSPM-16-12CF	**25**
JMBSPM-16-16CF	**25**
JMBSPM-20-16CF	**25**
JMCAT12-12CF	**27**
JMCAT16-12CF	**27**
JMCAT16-16CF	**27**
JMCAT20-16CF	**27**
JMCAT4512-12CF	**27**
JMCAT4516-12CF	**27**
JMCAT4516-16CF	**27**
JMCAT4520-16CF	**27**
JMCAT9012-12CF	**27**
JMCAT9016-12CF	**27**
JMCAT9016-16CF	**27**
JMCAT9020-16CF	**27**
JMDKOS45-36-12CF	**26**
JMDKOS45-42-16CF	**26**
JMDKOS90-26-12CF	**26**
JMDKOS90-42-16CF	**26**
JMDKOSF-36-12CF	**26**
JMDKOSF-42-16CF	**26**
JMDKOSM-26-12CF	**26**
JMDKOSM-42-16CF	**26**
JMF4SH-12CF	**16**
JMF4SH-16CF	**16**
JMF57-06CF	**16**
JMF57-08CF	**16**
JMF57-10CF	**16**
JMF57-12CF	**16**
JMF57-16CF	**16**
JMF57-20CF	**16**
JMF57-24CF	**16**
JMF57-32CF	**16**
JMFL3-12-12CF	**27**
JMFL3-16-12CF	**27**
JMFL3-16-16CF	**27**
JMFL3-20-16CF	**27**
JMFL345-12-12CF	**27**
JMFL345-16-12CF	**27**
JMFL345-16-16CF	**27**
JMFL345-20-12CF	**27**
JMFL390-12-12CF	**27**
JMFL390-16-12CF	**27**
JMFL390-16-16CF	**27**
JMFL390-20-16CF	**27**
JMFL6-12-12CF	**27**
JMFL6-16-12CF	**27**
JMFL6-16-16CF	**27**
JMFL6-20-16CF	**27**
JMFL645-12-12CF	**27**
JMFL645-16-12CF	**27**
JMFL645-16-16CF	**27**
JMFL645-20-12CF	**27**
JMFL690-12-12CF	**27**
JMFL690-16-12CF	**27**
JMFL690-16-16CF	**27**
JMFL690-20-16CF	**27**
JMJICF-17-12CF	**25**
JMJICF-21-12CF	**25**
JMJICF-26-16CF	**25**
JMJICF45-17-12CF	**25**
JMJICF45-21-12CF	**25**
JMJICF45-21-16CF	**25**
JMJICF45-26-16CF	**25**
JMJICF90-17-12CF	**25**
JMJICF90-21-12CF	**25**
JMJICF90-21-16CF	**25**
JMJICF90-26-16CF	**25**
JMJICM-21-16CF	**25**
JMJICMM-17-12CF	**25**
JMJICMM-21-12CF	**25**
JMJICMM-21-16CF	**25**
JMJICMM-26-16CF	**25**
JMORFSF1212CF	**26**
JMORFSF1616CF	**26**
JMORFSF451212CF	**26**
JMORFSF451616CF	**26**
JMORFSF901212CF	**26**
JMORFSF901616CF	**26**
JMPOCF-12-12CF	**26**
JMPOCF-16-16CF	**26**
JMPOCM-12-12CF	**26**
JMPOCM-16-16CF	**26**
JMT10	**625**
JMT13	**625**
JMT16	**625**
JMT20	**625**
JMT25	**625**
JMT30	**625**
JMT36	**625**
JMT8	**625**
JOS100	**1638**
JOS200	**1638**
JPC005MS	**1541**
JPC005SS	**1541**
JPC005SS316	**1541**
JPC006MS	**1541**
JPC006SS	**1541**
JPC006SS316	**1541**
JPC008MS	**1541**
JPC008SS	**1541**
JPC008SS316	**1541**
JPC009SS	**1541**
JPC009SS316	**1541**
JPC010MS	**1541**
JPC010SS	**1541**
JPC010SS316	**1541**
JPC012MS	**1541**
JPC012SS	**1541**
JPC012SS316	**1541**
JPC013MS	**1541**
JPC013SS	**1541**
JPC013SS316	**1541**
JPC014MS	**1541**
JPC014SS	**1541**
JPC014SS316	**1541**
JPC015MS	**1541**
JPC015SS	**1541**
JPC015SS316	**1541**
JPC016MS	**1541**
JPC016SS	**1541**
JPC016SS316	**1541**
JPC017MS	**1541**
JPC017SS	**1541**
JPC017SS316	**1541**
JPC018MS	**1541**
JPC018SS	**1541**
JPC018SS316	**1541**
JPC019MS	**1541**
JPC019SS	**1541**
JPC019SS316	**1541**
JPC020MS	**1541**
JPC020SS	**1541**
JPC020SS316	**1541**
JPC021MS	**1541**
JPC021SS	**1541**
JPC021SS316	**1541**
JPC022MS	**1541**
JPC022SS	**1541**
JPC022SS316	**1541**
JPC025MS	**1541**
JPC025SS	**1541**
JPC025SS316	**1541**
JPC027MS	**1541**
JPC027SS316	**1541**
JPC028MS	**1541**
JPC028SS	**1541**
JPC028SS316	**1541**
JPC029MS	**1541**
JPC029SS316	**1541**
JPC030MS	**1541**
JPC030SS	**1541**
JPC030SS316	**1541**
JPC032SS316	**1541**
JPC035MS	**1541**
JPC035SS	**1541**
JPC035SS316	**1541**
JPC040MS	**1541**
JPC040SS	**1541**
JPC040SS316	**1541**
JPC044MS	**1541**
JPC044SS	**1541**
JPC044SS316	**1541**
JPC048SS316	**1541**
JPC052SS316	**1541**
JPCK110MS	**1541**
JPCK110SS	**1541**
JPOD030	**1638**
JPOD065	**1638**
JS201	**1555**
JS202	**1555**
JS203	**1555**
JS204	**1555**
JS205	**1555**
JS206	**1555**
JS207	**1555**
JS208	**1555**
JS209	**1555**
JS210	**1555**
JS211	**1555**
JS212	**1555**
JS213	**1555**
JS214	**1555**
JS215	**1555**
JS216	**1555**
JS227	**1555**
JS230	**1555**
JS236	**1555**
JS240	**1555**

Code	Page
JS241	**1555**
JS242	**1555**
JS243	**1555**
JS244	**1555**
JS245	**1555**
JS246	**1555**
JS252	**1555**
JS253	**1555**
JS255	**1555**
JS256	**1555**
JS257	**1555**
JS259	**1555**
JSC103	**1521**
JSC103SS304	**1521**
JSC103SS316	**1521**
JSC112	**1521**
JSC112SS304	**1521**
JSC112SS316	**1521**
JSC121	**1521**
JSC121SS304	**1521**
JSC121SS316	**1521**
JSC130	**1521**
JSC130SS304	**1521**
JSC130SS316	**1521**
JSC139	**1521**
JSC139SS304	**1521**
JSC139SS316	**1521**
JSC148	**1521**
JSC148SS304	**1521**
JSC148SS316	**1521**
JSC161	**1521**
JSC161SS304	**1521**
JSC161SS316	**1521**
JSC174	**1521**
JSC174SS304	**1521**
JSC174SS316	**1521**
JSC187	**1521**
JSC187SS304	**1521**
JSC187SS316	**1521**
JSC19	**1521**
JSC19SS304	**1521**
JSC19SS316	**1521**
JSC200	**1521**
JSC200SS304	**1521**
JSC213SS304	**1521**
JSC213SS316	**1521**
JSC22	**1521**
JSC226	**1521**
JSC226SS304	**1521**
JSC226SS316	**1521**
JSC22SS304	**1521**
JSC22SS316	**1521**
JSC239	**1521**
JSC239SS304	**1521**
JSC25	**1521**
JSC25SS304	**1521**
JSC25SS316	**1521**
JSC28	**1521**
JSC28SS304	**1521**
JSC28SS316	**1521**
JSC31	**1521**
JSC31SS304	**1521**
JSC31SS316	**1521**
JSC35	**1521**
JSC35SS304	**1521**
JSC35SS316	**1521**
JSC39	**1521**
JSC39SS304	**1521**
JSC39SS316	**1521**
JSC43	**1521**
JSC43SS304	**1521**
JSC43SS316	**1521**
JSC47	**1521**
JSC47SS304	**1521**
JSC47SS316	**1521**
JSC51	**1521**
JSC51SS304	**1521**
JSC51SS316	**1521**
JSC55	**1521**
JSC55SS304	**1521**
JSC55SS316	**1521**
JSC59	**1521**
JSC59SS304	**1521**
JSC59SS316	**1521**
JSC63	**1521**
JSC63SS304	**1521**
JSC63SS316	**1521**
JSC67	**1521**
JSC67SS304	**1521**
JSC67SS316	**1521**
JSC73	**1521**
JSC73SS304	**1521**
JSC73SS316	**1521**
JSC79	**1521**
JSC79SS304	**1521**
JSC79SS316	**1521**
JSC85	**1521**
JSC85SS304	**1521**
JSC85SS316	**1521**
JSC91	**1521**
JSC91SS304	**1521**
JSC91SS316	**1521**
JSC97	**1521**
JSC97SS304	**1521**
JSC97SS316	**1521**
JSS1	**1497**
JSS112	**1497**
JSS114	**1497**
JSS2	**1497**
JSS3	**1497**
JSS34	**1497**
JSS4	**1497**
JT04	**1761**
JTD202	**1761**
JWF-22-04	**1678**
JWF-22-05	**1678**
JWF-22-06	**1678**
JWM-04	**1678**
JWM-05	**1678**
JWM-06	**1678**
JXPP-5422B	**1741**
K	
K006AC	**430**
K009AA	**430**
K030AA	**430**
K030AO	**430**
K10	**626**
K100-06	**549**
K10-UCL	**153**
K10-UCS	**153**
K-110AC	**577**
K-12DC	**577**
K12-UCL	**153**
K12-UCS	**153**
K13	**626**
K145AA	**430**
K145AO	**430**
K14-UCS	**153**
K15-UCL	**153**
K16	**626**
K16-UCS	**153**
K18-UCL	**153**
K20	**626**
K200-08	**549**
K20-UCS	**153**
K-220AC	**577**
K225-03-110AC-NC	**1027**
K225-03-110AC-NO	**1028**
K225-03-12DC-NC	**1027**
K225-03-12DC-NO	**1028**
K225-03-230AC-NC	**1027**
K225-03-230AC-NO	**1028**
K225-03-24AC-NC	**1027**
K225-03-24AC-NO	**1028**
K225-03-24DC-NC	**1027**
K225-03-24DC-NO	**1028**
K225-04-110AC-NC	**1027**
K225-04-110AC-NO	**1028**
K225-04-12DC-NC	**1027**
K225-04-12DC-NO	**1028**
K225-04-230AC-NC	**1027**
K225-04-230AC-NO	**1028**
K225-04-24AC-NC	**1027**
K225-04-24AC-NO	**1028**
K225-04-24DC-NC	**1027**
K225-04-24DC-NO	**1028**
K225-06-110AC-NC	**1027**
K225-06-110AC-NO	**1028**
K225-06-12DC-NC	**1027**
K225-06-12DC-NO	**1028**
K225-06-230AC-NC	**1027**
K225-06-230AC-NO	**1028**
K225-06-24AC-NC	**1027**
K225-06-24AC-NO	**1028**
K225-06-24DC-NC	**1027**
K225-06-24DC-NO	**1028**
K225-08-110AC-NC	**1027**
K225-08-110AC-NO	**1028**
K225-08-12DC-NC	**1027**
K225-08-12DC-NO	**1028**
K225-08-230AC-NC	**1027**
K225-08-230AC-NO	**1028**
K225-08-24AC-NC	**1027**
K225-08-24AC-NO	**1028**
K225-08-24DC-NC	**1027**
K225-08-24DC-NO	**1028**
K225-110/50AC-NC	**1027**
K225-110/50AC-NO	**1028**
K225-12-110AC-NC	**1027**
K225-12-110AC-NO	**1028**
K225-12-12DC-NC	**1027**
K225-12-12DC-NO	**1028**
K225-12-230AC-NC	**1027**
K225-12-230AC-NO	**1028**
K225-12-24AC-NC	**1027**
K225-12-24AC-NO	**1028**
K225-12-24DC-NC	**1027**
K225-12-24DC-NO	**1028**
K225-12DC-NC	**1027**
K225-12DC-NO	**1028**
K225-14-110AC-NC	**1027**
K225-14-110AC-NO	**1028**
K225-14-12DC-NC	**1027**
K225-14-12DC-NO	**1028**
K225-14-230AC-NC	**1027**
K225-14-230AC-NO	**1028**
K225-14-24AC-NC	**1027**
K225-14-24AC-NO	**1028**
K225-14-24DC-NC	**1027**
K225-14-24DC-NO	**1028**
K225-20-110AC-NC	**1027**
K225-20-110AC-NO	**1028**
K225-20-12DC-NC	**1027**
K225-20-12DC-NO	**1028**
K225-20-230AC-NC	**1027**
K225-20-230AC-NO	**1028**
K225-20-24AC-NC	**1027**
K225-20-24AC-NO	**1028**
K225-20-24DC-NC	**1027**
K225-20-24DC-NO	**1028**
K225-230/50AC-NC	**1027**
K225-230/50AC-NO	**1028**
K225-24/50AC-NC	**1027**
K225-24/50AC-NO	**1028**
K225-24DC-NC	**1027**
K225-24DC-NO	**1028**
K22-UCL	**153**
K24	**1626**
K24.AB	**1626**
K24.BATTERY	**1626**
K-24AC	**577**
K-24DC	**577**
K25	**626**
K25-UCS	**153**
K28-UCL	**153**
K2W025-06-110AC	**1029**
K2W025-06-12DC	**1029**
K2W025-06-230AC	**1029**
K2W025-06-24AC	**1029**
K2W025-06-24DC	**1029**
K2W025-08-110AC	**1029**
K2W025-08-12DC	**1029**
K2W025-08-230AC	**1029**
K2W025-08-24AC	**1029**
K2W025-08-24DC	**1029**
K2W040-10-110AC	**1029**
K2W040-10-12DC	**1029**
K2W040-10-230AC	**1029**
K2W040-10-24AC	**1029**
K2W040-10-24DC	**1029**
K2W-040-110/50AC	**1029**
K2W-040-12DC	**1029**
K2W-040-230/50AC	**1029**
K2W-040-24/50AC	**1029**
K2W-040-24DC	**1029**
K2W-08-110/50AC	**1029**
K2W-08-12DC	**1029**
K2W-08-230/50AC	**1029**
K2W-08-24/50AC	**1029**
K2W-08-24DC	**1029**
K2WH012-06-110AC	**1029**
K2WH012-06-12DC	**1029**
K2WH012-06-230AC	**1029**
K2WH012-06-24AC	**1029**
K2WH012-06-24DC	**1029**
K2WH012-08-110AC	**1029**
K2WH012-08-12DC	**1029**
K2WH012-08-230AC	**1029**
K2WH012-08-24AC	**1029**
K2WH012-08-24DC	**1029**
K2WH020-10-110AC	**1029**
K2WH020-10-12DC	**1029**
K2WH020-10-230AC	**1029**
K2WH020-10-24AC	**1029**
K2WH020-10-24DC	**1029**
K30	**626**
K300-10	**549**
K300-15	**549**
K30-UCS	**153**
K32	**1641**
K35-UCL	**153**
K36	**626**
K38-UCS	**153**
K3M3B-05	**545**
K3M3B-06	**545**
K3M3B-08	**545**
K3M3HS05	**546**
K3M3HS06	**546**
K3M3HS08	**546**
K3M3L-05	**545**
K3M3L-06	**545**
K3M3L-08	**545**
K3M3PF-05-B	**546**
K3M3PF-05-G	**546**
K3M3PF-05-R	**546**
K3M3PF-06-B	**546**
K3M3PF-06-G	**546**
K3M3PF-06-R	**546**
K3M3PF-08-B	**546**
K3M3PF-08-G	**546**
K3M3PF-08-R	**546**
K3M3PL-05-R	**546**
K3M3PL-06-R	**546**
K3M3PL-08-R	**546**
K3M3PM-05-B	**546**
K3M3PM-05-G	**546**
K3M3PM-05-R	**546**
K3M3PM-06-B	**546**
K3M3PM-06-G	**546**
K3M3PM-06-R	**546**
K3M3PM-08-B	**546**
K3M3PM-08-G	**546**
K3M3PM-08-R	**546**
K3M3PP-05-B	**546**
K3M3PP-05-G	**546**
K3M3PP-05-R	**546**
K3M3PP-06-B	**546**
K3M3PP-06-G	**546**
K3M3PP-06-R	**546**
K3M3PP-08-B	**546**

Code	Page
K3M3PP-08-G	**546**
K3M3PP-08-R	**546**
K3M3R-05	**545**
K3M3R-06	**545**
K3M3R-08	**545**
K3M3V-05	**545**
K3M3V-06	**545**
K3M3V-08	**545**
K3M3Y-05	**545**
K3M3Y-06	**545**
K3M3Y-08	**545**
K40	**1641**
K42-UCL	**153**
K56001076	**261**
K56001127	**261**
K56002076	**261**
K56002127	**261**
K5604120014	**260**
K56041201415	**260**
K5604122038	**260**
K56041221615	**260**
K56041251815	**260**
K5604128012	**260**
K56041282015	**260**
K5604135034	**260**
K5604143100	**260**
K5604151114	**260**
K5604158112	**260**
K5604174200	**260**
K5604222038	**260**
K56042221615	**260**
K56042251815	**260**
K5604228012	**260**
K56042282015	**260**
K5604235034	**260**
K5604243100	**260**
K5604251114	**260**
K5604258112	**260**
K5604274200	**260**
K56062420	**260**
K56063026	**260**
K56063632	**260**
K56064238	**260**
K56064440	**260**
K560822038	**260**
K560828012	**260**
K560835034	**260**
K560842100	**260**
K561020014	**260**
K561024038	**260**
K561029012	**260**
K5618012	**262**
K5618014	**262**
K5618018	**262**
K5618034	**262**
K5618038	**262**
K5618100	**262**
K562213020	**262**
K562213030	**262**
K562223018	**262**
K562323020	**262**
K562423026	**262**
K562621014	**262**
K562624038	**262**
K562630012	**262**
K562636034	**262**
K562642100	**262**
K5634136038	**262**
K56341361615	**262**
K5634141012	**262**
K56341411815	**262**
K56341412015	**262**
K56341412215	**262**
K5634147034	**262**
K5634152100	**262**
K5634163112	**262**
K5634163114	**262**
K5634236038	**262**
K56342361615	**262**
K5634241012	**262**
K56342411815	**262**
K56342412215	**262**
K5634247034	**262**
K5634252100	**262**
K5634263112	**262**
K5634263114	**262**
K563630012	**262**
K563630014	**262**
K563630038	**262**
K563830012	**262**
K563830014	**262**
K563830038	**262**
K564020014	**262**
K564024038	**262**
K564030012	**262**
K564220014	**262**
K564224038	**262**
K564230012	**262**
K5654236038	**262**
K5654241012	**262**
K56542412015	**262**
K5654247034	**262**
K5654252100	**262**
K5670706020	**261**
K6-UCL	**153**
K6-UCS	**153**
K8	**626**
K8-UCL	**153**
K8-UCS	**153**
KA-03-94-76	**1679**
KA-03-94-79	**1679**
KA-10X100-S-CA	**453**
KA-10X10-S-CA	**453**
KA-10X125-S-CA	**453**
KA-10X150-S-CA	**453**
KA-10X15-S-CA	**453**
KA-10X160-S-CA	**453**
KA-10X175-S-CA	**453**
KA-10X200-S-CA	**453**
KA-10X20-S-CA	**453**
KA-10X25-S-CA	**453**
KA-10X30-S-CA	**453**
KA-10X40-S-CA	**453**
KA-10X50-S-CA	**453**
KA-10X60-S-CA	**453**
KA-10X75-S-CA	**453**
KA-10X80-S-CA	**453**
KA-12X100-S-CA	**453**
KA-12X10-S-CA	**453**
KA-12X125-S-CA	**453**
KA-12X150-S-CA	**453**
KA-12X15-S-CA	**453**
KA-12X175-S-CA	**453**
KA-12X200-S-CA	**453**
KA-12X20-S-CA	**453**
KA-12X250-S-CA	**453**
KA-12X25-S-CA	**453**
KA-12X30-S-CA	**453**
KA-12X40-S-CA	**453**
KA-12X50-S-CA	**453**
KA-12X60-S-CA	**453**
KA-12X75-S-CA	**453**
KA-12X80-S-CA	**453**
KA132000A9	**596**
KA132000B9	**596**
KA132V54T9	**596**
KA132V55T9	**596**
KA132V56T9	**596**
KA-15-00-07F	**1679**
KA-15-20-00	**1679**
KA-15-20-09	**1679**
KA-15-20-12	**1679**
KA200-06	**645**
KA200-08	**645**
KA200U-P1	**645**
KA201-P1	**645**
KA300-08	**645**
KA300-10	**645**
KA300U-P1	**645**
KA301-P1	**645**
KA-32-40-24-AC	**1057**
KA-35-20-10-MF	**1057**
KA-35-25-05	**1057**
KA-35-25-12	**1057**
KA-35-40-10	**1057**
KA-35-40-18	**1057**
KA-35-75-20	**1057**
KA-36-00-25	**1057**
KA-36-00-40	**1057**
KA-39-00-10	**1057**
KA-39-10-10	**1057**
KA400-10	**645**
KA400-15	**645**
KA400U-P1	**645**
KA401-P1	**645**
KA-59-00-10	**1680**
KA600-20	**645**
KA600-25	**645**
KA-60-04-23-40	**1680**
KA600U-P1	**645**
KA601-P1	**645**
KA-62-33-00	**1680**
KA-68-25-05	**1680**
KA-8X100-S-CA	**453**
KA-8X125-S-CA	**453**
KA-8X150-S-CA	**453**
KA-8X15-S-CA	**453**
KA-8X20-S-CA	**453**
KA-8X25-S-CA	**453**
KA-8X30-S-CA	**453**
KA-8X40-S-CA	**453**
KA-8X50-S-CA	**453**
KA-8X60-S-CA	**453**
KA-8X75-S-CA	**453**
KA-8X80-S-CA	**453**
KA-92-10-30	**1680**
KA-92-15-50	**1680**
KAA 10	**1476**
KAA 10 BSP	**1476**
KAA 12	**1476**
KAA 12 BSP	**1476**
KAA 34	**1476**
KAA 34 BSP	**1476**
KAA 38	**1476**
KAA 38 BSP	**1476**
KAG1	**1477**
KAG12	**1477**
KAG14	**1477**
KAG34	**1477**
KAG38	**1477**
KAG54	**1477**
KASS-16X100-S-CA	**459**
KASS-16X10-S-CA	**459**
KASS-16X125-S-CA	**459**
KASS-16X160-S-CA	**459**
KASS-16X200-S-CA	**459**
KASS-16X250-S-CA	**459**
KASS-16X25-S-CA	**459**
KASS-16X320-S-CA	**459**
KASS-16X50-S-CA	**459**
KASS-16X80-S-CA	**459**
KASS-20X100-S-CA	**459**
KASS-20X10-S-CA	**459**
KASS-20X125-S-CA	**459**
KASS-20X160-S-CA	**459**
KASS-20X200-S-CA	**459**
KASS-20X250-S-CA	**459**
KASS-20X25-S-CA	**459**
KASS-20X320-S-CA	**459**
KASS-20X50-S-CA	**459**
KASS-20X80-S-CA	**459**
KASS-25X100-S-CA	**459**
KASS-25X10-S-CA	**459**
KASS-25X125-S-CA	**459**
KASS-25X160-S-CA	**459**
KASS-25X200-S-CA	**459**
KASS-25X250-S-CA	**459**
KASS-25X25-S-CA	**459**
KASS-25X320-S-CA	**459**
KASS-25X50-S-CA	**459**
KASS-25X80-S-CA	**459**
KASV-SSP-112-NC	**1049**
KASV-SSP-112-NO	**1049**
KASV-SSP-114-NC	**1049**
KASV-SSP-114-NO	**1049**
KASV-SSP-12-NC	**1049**
KASV-SSP-12-NO	**1049**
KASV-SSP-1-NC	**1049**
KASV-SSP-1-NO	**1049**
KASV-SSP-212-NC	**1049**
KASV-SSP-212-NO	**1049**
KASV-SSP-2-NC	**1049**
KASV-SSP-2-NO	**1049**
KASV-SSP-34-NC	**1049**
KASV-SSP-34-NO	**1049**
KASV-SSP-38-NC	**1049**
KASV-SSP-38-NO	**1049**
KASV-SSSS-112-NC	**1049**
KASV-SSSS-114-NC	**1049**
KASV-SSSS-12-NC	**1049**
KASV-SSSS-12-NO	**1049**
KASV-SSSS-1-NC	**1049**
KASV-SSSS-1-NO	**1049**
KASV-SSSS-212-NC	**1049**
KASV-SSSS-2-NC	**1049**
KASV-SSSS-2-NO	**1049**
KASV-SSSS-34-NC	**1049**
KASV-SSSS-34-NO	**1049**
KASV-SSSS-38-NC	**1049**
KASV-SSSS-38-NO	**1049**
KB132000B9	**596**
KB132V54T9	**596**
KB132V55T9	**596**
KB132V56T9	**596**
KB-16X100-S-CA	**453**
KB-16X10-S-CA	**453**
KB-16X125-S-CA	**453**
KB-16X150-S-CA	**453**
KB-16X15-S-CA	**453**
KB-16X160-S-CA	**453**
KB-16X175-S-CA	**453**
KB-16X200-S-CA	**453**
KB-16X20-S-CA	**453**
KB-16X250-S-CA	**453**
KB-16X25-S-CA	**453**
KB-16X300-S-CA	**453**
KB-16X30-S-CA	**453**
KB-16X40-S-CA	**453**
KB-16X50-S-CA	**453**
KB-16X60-S-CA	**453**
KB-16X75-S-CA	**453**
KB-16X80-S-CA	**453**
KB-20X100-S-CA	**453**
KB-20X10-S-CA	**453**
KB-20X125-S-CA	**453**
KB-20X150-S-CA	**453**
KB-20X15-S-CA	**453**
KB-20X160-S-CA	**453**
KB-20X175-S-CA	**453**
KB-20X200-S-CA	**453**
KB-20X20-S-CA	**453**
KB-20X250-S-CA	**453**
KB-20X25-S-CA	**453**
KB-20X300-S-CA	**453**
KB-20X30-S-CA	**453**
KB-20X350-S-CA	**453**
KB-20X400-S-CA	**453**
KB-20X40-S-CA	**453**
KB-20X450-S-CA	**453**
KB-20X500-S-CA	**453**
KB-20X50-S-CA	**453**
KB-20X60-S-CA	**453**
KB-20X75-S-CA	**453**
KB-20X80-S-CA	**453**
KB-25X100-S-CA	**453**
KB-25X10-S-CA	**453**
KB-25X125-S-CA	**453**
KB-25X150-S-CA	**453**
KB-25X15-S-CA	**453**
KB-25X160-S-CA	**454**

Code	Page
KB-25X175-S-CA	**454**
KB-25X200-S-CA	**454**
KB-25X20-S-CA	**453**
KB-25X250-S-CA	**454**
KB-25X25-S-CA	**453**
KB-25X300-S-CA	**454**
KB-25X30-S-CA	**453**
KB-25X350-S-CA	**454**
KB-25X400-S-CA	**454**
KB-25X40-S-CA	**453**
KB-25X450-S-CA	**454**
KB-25X500-S-CA	**454**
KB-25X50-S-CA	**453**
KB-25X600-S-CA	**454**
KB-25X60-S-CA	**453**
KB-25X75-S-CA	**453**
KB-25X80-S-CA	**453**
KB-32X100-S-CM	**454**
KB-32X10-S-CM	**454**
KB-32X125-S-CM	**454**
KB-32X150-S-CM	**454**
KB-32X15-S-CM	**454**
KB-32X160-S-CM	**454**
KB-32X175-S-CM	**454**
KB-32X200-S-CM	**454**
KB-32X20-S-CM	**454**
KB-32X250-S-CM	**454**
KB-32X25-S-CM	**454**
KB-32X300-S-CM	**454**
KB-32X30-S-CM	**454**
KB-32X350-S-CM	**454**
KB-32X400-S-CM	**454**
KB-32X40-S-CM	**454**
KB-32X450-S-CM	**454**
KB-32X500-S-CM	**454**
KB-32X50-S-CM	**454**
KB-32X600-S-CM	**454**
KB-32X60-S-CM	**454**
KB-32X75-S-CM	**454**
KB-32X80-S-CM	**454**
KB-40X100-S-CM	**454**
KB-40X10-S-CM	**454**
KB-40X125-S-CM	**454**
KB-40X150-S-CM	**454**
KB-40X15-S-CM	**454**
KB-40X160-S-CM	**454**
KB-40X175-S-CM	**454**
KB-40X200-S-CM	**454**
KB-40X20-S-CM	**454**
KB-40X250-S-CM	**454**
KB-40X25-S-CM	**454**
KB-40X300-S-CM	**454**
KB-40X30-S-CM	**454**
KB-40X350-S-CM	**454**
KB-40X400-S-CM	**454**
KB-40X40-S-CM	**454**
KB-40X450-S-CM	**454**
KB-40X500-S-CM	**454**
KB-40X50-S-CM	**454**
KB-40X600-S-CM	**454**
KB-40X60-S-CM	**454**
KB-40X75-S-CM	**454**
KB-40X80-S-CM	**454**
KC-10X10-S-CA	**452**
KC-10X15-S-CA	**452**
KC-10X20-S-CA	**452**
KC-10X25-S-CA	**452**
KC-10X30-S-CA	**452**
KC-10X40-S-CA	**452**
KC-10X50-S-CA	**452**
KC-12X10-S-CA	**452**
KC-12X15-S-CA	**452**
KC-12X20-S-CA	**452**
KC-12X25-S-CA	**452**
KC-12X30-S-CA	**452**
KC-12X40-S-CA	**452**
KC-12X50-S-CA	**452**
KC-16X100-S-CA	**452**
KC-16X10-S-CA	**452**
KC-16X15-S-CA	**452**
KC-16X20-S-CA	**452**
KC-16X25-S-CA	**452**
KC-16X30-S-CA	**452**
KC-16X40-S-CA	**452**
KC-16X50-S-CA	**452**
KC-16X60-S-CA	**452**
KC-16X75-S-CA	**452**
KC-16X80-S-CA	**452**
KC200-06	**644**
KC200-08	**644**
KC-20X100-S-CA	**452**
KC-20X10-S-CA	**452**
KC-20X125-S-CA	**452**
KC-20X150-S-CA	**452**
KC-20X15-S-CA	**452**
KC-20X20-S-CA	**452**
KC-20X25-S-CA	**452**
KC-20X30-S-CA	**452**
KC-20X40-S-CA	**452**
KC-20X50-S-CA	**452**
KC-20X60-S-CA	**452**
KC-20X75-S-CA	**452**
KC-20X80-S-CA	**452**
KC-25X100-S-CA	**452**
KC-25X10-S-CA	**452**
KC-25X125-S-CA	**452**
KC-25X150-S-CA	**452**
KC-25X20-S-CA	**452**
KC-25X25-S-CA	**452**
KC-25X30-S-CA	**452**
KC-25X40-S-CA	**452**
KC-25X50-S-CA	**452**
KC-25X60-S-CA	**452**
KC-25X75-S-CA	**452**
KC-25X80-S-CA	**452**
KC300-08	**644**
KC300-10	**644**
KC300-15	**644**
KC-32X100-S-CM	**452**
KC-32X10-S-CM	**452**
KC-32X125-S-CM	**452**
KC-32X150-S-CM	**452**
KC-32X15-S-CM	**452**
KC-32X20-S-CM	**452**
KC-32X25-S-CM	**452**
KC-32X30-S-CM	**452**
KC-32X40-S-CM	**452**
KC-32X50-S-CM	**452**
KC-32X60-S-CM	**452**
KC-32X75-S-CM	**452**
KC-32X80-S-CM	**452**
KC400-10	**644**
KC400-15	**644**
KC-40X100-S-CM	**452**
KC-40X10-S-CM	**452**
KC-40X125-S-CM	**452**
KC-40X150-S-CM	**452**
KC-40X15-S-CM	**452**
KC-40X20-S-CM	**452**
KC-40X25-S-CM	**452**
KC-40X30-S-CM	**452**
KC-40X40-S-CM	**452**
KC-40X50-S-CM	**452**
KC-40X60-S-CM	**452**
KC-40X75-S-CM	**452**
KC-40X80-S-CM	**452**
KC-8X10-S-CA	**452**
KC-8X15-S-CA	**452**
KC-8X20-S-CA	**452**
KC-8X25-S-CA	**452**
KC-8X30-S-CA	**452**
KC-8X40-S-CA	**452**
KC-8X50-S-CA	**452**
KCAS300-15-A-F-3	**643**
KCAS300-15-F-3	**643**
KCAS400-15-A-F-3	**643**
KCAS400-15-F-3	**643**
KCB-06	**548**
KCS200-06-F-3	**637**
KCS200-08-F-3	**637**
KCS300-08-A-F-3	**637**
KCS300-08-F-3	**637**
KCS300-10-A-F-3	**637**
KCS300-10-F-3	**637**
KCS300-15-A-F-3	**637**
KCS300-15-F-3	**637**
KCS400-10-A-F-3	**637**
KCS400-10-F-3	**637**
KCS400-15-A-F-3	**637**
KCS400-15-F-3	**637**
KCS600-20-A-F-3	**637**
KCS600-20-F-3	**637**
KCS600-25-A-F-3	**637**
KCS600-25-F-3	**637**
KCV1-06-A	**575**
KCV1-06-B	**575**
KCV1-06-C	**575**
KCV1-M5-A	**575**
KCV1-M5-B	**575**
KCV1-M5-C	**575**
KCV1-P30	**575**
KCV1-P31	**575**
KCV1-P32	**575**
KD-12	**1596**
KDS1-H-020	**542**
KDS1-H-030	**542**
KDS1-H-050	**542**
KDS1-H-C08	**542**
KDS1-HL-020	**542**
KDS1-HL-030	**542**
KDS1-HL-050	**542**
KDS1-HL-C08	**542**
KDS1-HL-N-020	**542**
KDS1-HL-N-030	**542**
KDS1-HL-N-050	**542**
KDS1-HL-N-C08	**542**
KDS1-HL-P-020	**542**
KDS1-HL-P-030	**542**
KDS1-HL-P-050	**542**
KDS1-HL-P-C08	**542**
KDS1-H-N-020	**542**
KDS1-H-N-030	**542**
KDS1-H-N-050	**542**
KDS1-H-N-C08	**542**
KDS1-H-P-020	**542**
KDS1-H-P-030	**542**
KDS1-H-P-050	**542**
KDS1-H-P-C08	**542**
KEY2	**1488**
KEY3	**1488**
KEY4	**1488**
KF200-004-1	**646**
KF200-004-2	**646**
KF200-P3	**646**
KF200-P6	**646**
KF300-004-1	**646**
KF300-004-2	**646**
KF300-P4	**646**
KF300-P5	**646**
KF300-P6	**646**
KF400-004-1	**646**
KF400-004-2	**646**
KF400-P10	**646**
KF400-P11	**646**
KF400-P9	**646**
KF600-004-1	**646**
KF600-004-2	**646**
KF600-P1	**646**
KF600-P2	**646**
KF600-P3	**646**
KFCS200-06-F-3	**638**
KFCS200-08-F-3	**638**
KFCS300-08-A-F-3	**638**
KFCS300-08-F-3	**638**
KFCS300-10-A-F-3	**638**
KFCS300-10-F-3	**638**
KFCS300-15-A-F-3	**638**
KFCS300-15-F-3	**638**
KFCS400-10-A-F-3	**638**
KFCS400-10-F-3	**638**
KFCS400-15-A-F-3	**638**
KFCS400-15-F-3	**638**
KFCS600-20-A-F-3	**638**
KFCS600-20-F-3	**638**
KFCS600-25-A-F-3	**638**
KFCS600-25-F-3	**638**
KFP-12-M	**625**
KFP-18-M	**625**
KFP-25-M	**625**
KFP-35-M	**625**
KFRS200-06-F-3	**639**
KFRS200-08-F-3	**639**
KFRS300-08-A-F-3	**639**
KFRS300-08-F-3	**639**
KFRS300-10-A-F-3	**639**
KFRS300-10-F-3	**639**
KFRS300-15-A-F-3	**639**
KFRS300-15-F-3	**639**
KFRS400-10-A-F-3	**639**
KFRS400-10-F-3	**639**
KFRS400-15-A-F-3	**639**
KFRS400-15-F-3	**639**
KFRS600-20-A-F-3	**639**
KFRS600-20-F-3	**639**
KFRS600-25-A-F-3	**639**
KFRS600-25-F-3	**639**
KFS200-06	**642**
KFS200-08	**642**
KFS300-08	**642**
KFS300-08-A	**642**
KFS300-10	**642**
KFS300-10-A	**642**
KFS300-15	**642**
KFS300-15-A	**642**
KFS400-10	**642**
KFS400-10-A	**642**
KFS400-15	**642**
KFS400-15-A	**642**
KFS600-20	**642**
KFS600-20-A	**642**
KFS600-25	**642**
KFS600-25-A	**642**
KG3043.20	**498**
KG3043.32	**498**
KG3043.40	**498**
KG3043.50	**498**
KG3043.63	**498**
KG40-10R	**646**
KG50-10R	**646**
KGA-1/4	**646**
KGA-1/8	**646**
KH3KV10L-LPORT	**137**
KH3KV10L-TPORT	**137**
KH3KV12L-LPORT	**137**
KH3KV12L-TPORT	**137**
KH3KV15L-LPORT	**137**
KH3KV15L-TPORT	**137**
KH3KV8L-LPORT	**137**
KHB-10L	**238**
KHB-10L-LK	**239**
KHB-10S	**238**
KHB-10S-LK	**239**
KHB-12L	**238**
KHB-12L-LK	**239**
KHB-12S	**238**
KHB-12S-LK	**239**
KHB-15L	**238**
KHB-15L-LK	**239**
KHB-16S	**238**
KHB-16S-LK	**239**
KHB-20S	**238**
KHB-20S-LK	**239**
KHB-22L	**238**
KHB-22L-LK	**239**
KHB-25S	**238**
KHB-25S-LK	**239**
KHB-28L	**238**
KHB-28L-LK	**239**
KHB-30S	**238**
KHB-30S-LK	**239**

Code	Page
KHB3K-G1	240
KHB3K-G1/2	240
KHB3K-G1/2-LK	240
KHB3K-G1/4	240
KHB3K-G1/4-LK	240
KHB3K-G11/2	240
KHB3K-G11/2-LK	240
KHB3K-G11/4	240
KHB3K-G11/4-LK	240
KHB3K-G1-LK	240
KHB3K-G3/4	240
KHB3K-G3/4-LK	240
KHB3K-G3/8	240
KHB3K-G3/8-LK	240
KHB3T-G1	240
KHB3T-G1/2	240
KHB3T-G1/2-LK	240
KHB3T-G1/4	240
KHB3T-G1/4-LK	240
KHB3T-G11/2	240
KHB3T-G11/2-LK	240
KHB3T-G11/4	240
KHB3T-G11/4-LK	240
KHB3T-G1-LK	240
KHB3T-G3/4	240
KHB3T-G3/4-LK	240
KHB3T-G3/8	240
KHB3T-G3/8-LK	240
KHB-8L	238
KHB-8L-LK	239
KHBF3-1	238
KHBF3-1.1/2	238
KHBF3-1.1/2-LK	239
KHBF3-1.1/4	238
KHBF3-1.1/4-LK	239
KHBF3-1/2	238
KHBF3-1/2-LK	239
KHBF3-1-LK	239
KHBF3-2	238
KHBF3-2-LK	239
KHBF3-3/4	238
KHBF3-3/4-LK	239
KHBF6-1	238
KHBF6-1.1/2	238
KHBF6-1.1/2-LK	239
KHBF6-1.1/4	238
KHBF6-1.1/4-LK	239
KHBF6-1/2	238
KHBF6-1/2-LK	239
KHBF6-1-LK	239
KHBF6-2-LK	239
KHBF6-3/4	238
KHBF6-6/4-LK	239
KHB-G1	238
KHB-G1/2	238
KHB-G1/2-LK	239
KHB-G1/4	238
KHB-G1/4-LK	239
KHB-G11/2	238
KHB-G11/2-LK	239
KHB-G11/4	238
KHB-G11/4-LK	239
KHB-G1-LK	239
KHB-G3/4	238
KHB-G3/4-LK	239
KHB-G3/8	238
KHB-G3/8-LK	239
KHBHANDLE-114-2	240
KHBHANDLE-14-12	240
KHBHANDLE-34-1	240
KHBSM-G1	238
KHBSM-G1/2	238
KHBSM-G1/2-LK	239
KHBSM-G1/4	238
KHBSM-G1/4-LK	239
KHBSM-G11/2	238
KHBSM-G11/2-LK	239
KHBSM-G11/4	238
KHBSM-G11/4-LK	239
KHBSM-G1-LK	239
KHBSM-G3/4	238
KHBSM-G3/4-LK	239
KHBSM-G3/8	238
KHBSM-G3/8-LK	239
KHBTM-G1	238
KHBTM-G1/2	238
KHBTM-G1/4	238
KHBTM-G11/2	238
KHBTM-G11/4	238
KHBTM-G3/4	238
KHBTM-G3/8	238
KHFY10	542
KHFY16	542
KHFY20	542
KHFY25	542
KHFY32	542
KHFY6	542
KHFZ10	542
KHFZ16	542
KHFZ20	542
KHFZ25	542
KHV10L	137
KHV10S	137
KHV12L	137
KHV12S	137
KHV14S	137
KHV15L	137
KHV16S	137
KHV18L	137
KHV20S	137
KHV22L	137
KHV25S	137
KHV28L	137
KHV30S	137
KHV35L	137
KHV38S	137
KHV42L	137
KHV6L	137
KHV8L	137
KHV8S	137
KI-100BX1000-S-G	483
KI-100BX100-S-G	483
KI-100BX125-S-G	483
KI-100BX150-S-G	483
KI-100BX160-S-G	483
KI-100BX175-S-G	483
KI-100BX200-S-G	483
KI-100BX250-S-G	483
KI-100BX25-S-G	483
KI-100BX300-S-G	483
KI-100BX350-S-G	483
KI-100BX400-S-G	483
KI-100BX450-S-G	483
KI-100BX500-S-G	483
KI-100BX50-S-G	483
KI-100BX600-S-G	483
KI-100BX700-S-G	483
KI-100BX75-S-G	483
KI-100BX800-S-G	483
KI-100BX80-S-G	483
KI-100BX900-S-G	483
KI-100X1000-S-G	481
KI-100X100-S-G	481
KI-100X125-S-G	481
KI-100X150-S-G	481
KI-100X160-S-G	481
KI-100X175-S-G	481
KI-100X200-S-G	481
KI-100X250-S-G	481
KI-100X25-S-G	481
KI-100X300-S-G	481
KI-100X350-S-G	481
KI-100X400-S-G	481
KI-100X450-S-G	481
KI-100X500-S-G	481
KI-100X50-S-G	481
KI-100X600-S-G	481
KI-100X700-S-G	481
KI-100X75-S-G	481
KI-100X800-S-G	481
KI-100X80-S-G	481
KI-100X900-S-G	481
KI-125BX1000-S-G	483
KI-125BX100-S-G	483
KI-125BX125-S-G	483
KI-125BX150-S-G	483
KI-125BX160-S-G	483
KI-125BX175-S-G	483
KI-125BX200-S-G	483
KI-125BX250-S-G	483
KI-125BX25-S-G	483
KI-125BX300-S-G	483
KI-125BX350-S-G	483
KI-125BX400-S-G	483
KI-125BX450-S-G	483
KI-125BX500-S-G	483
KI-125BX50-S-G	483
KI-125BX600-S-G	483
KI-125BX700-S-G	483
KI-125BX75-S-G	483
KI-125BX800-S-G	483
KI-125BX80-S-G	483
KI-125BX900-S-G	483
KI-125X1000-S-G	481
KI-125X100-S-G	481
KI-125X125-S-G	481
KI-125X150-S-G	481
KI-125X160-S-G	481
KI-125X175-S-G	481
KI-125X200-S-G	481
KI-125X250-S-G	481
KI-125X25-S-G	481
KI-125X300-S-G	481
KI-125X350-S-G	481
KI-125X400-S-G	481
KI-125X450-S-G	481
KI-125X500-S-G	481
KI-125X50-S-G	481
KI-125X600-S-G	481
KI-125X700-S-G	481
KI-125X75-S-G	481
KI-125X800-S-G	481
KI-125X80-S-G	481
KI-125X900-S-G	481
KI-32BX100-S-G	482
KI-32BX125-S-G	482
KI-32BX150-S-G	482
KI-32BX160-S-G	482
KI-32BX175-S-G	482
KI-32BX200-S-G	482
KI-32BX250-S-G	482
KI-32BX25-S-G	482
KI-32BX300-S-G	482
KI-32BX350-S-G	482
KI-32BX400-S-G	482
KI-32BX450-S-G	482
KI-32BX500-S-G	482
KI-32BX50-S-G	482
KI-32BX75-S-G	482
KI-32BX80-S-G	482
KI-32X100-S-G	480
KI-32X125-S-G	480
KI-32X150-S-G	480
KI-32X160-S-G	480
KI-32X175-S-G	480
KI-32X200-S-G	480
KI-32X250-S-G	480
KI-32X25-S-G	480
KI-32X300-S-G	480
KI-32X350-S-G	480
KI-32X400-S-G	480
KI-32X450-S-G	480
KI-32X500-S-G	480
KI-32X50-S-G	480
KI-32X75-S-G	480
KI-32X80-S-G	480
KI-40BX100-S-G	482
KI-40BX125-S-G	482
KI-40BX150-S-G	482
KI-40BX160-S-G	482
KI-40BX175-S-G	482
KI-40BX200-S-G	482
KI-40BX250-S-G	482
KI-40BX25-S-G	482
KI-40BX300-S-G	482
KI-40BX350-S-G	482
KI-40BX400-S-G	482
KI-40BX450-S-G	482
KI-40BX500-S-G	482
KI-40BX50-S-G	482
KI-40BX600-S-G	482
KI-40BX700-S-G	482
KI-40BX75-S-G	482
KI-40BX800-S-G	482
KI-40BX80-S-G	482
KI-40X100-S-G	480
KI-40X125-S-G	480
KI-40X150-S-G	480
KI-40X160-S-G	480
KI-40X175-S-G	480
KI-40X200-S-G	480
KI-40X250-S-G	480
KI-40X25-S-G	480
KI-40X300-S-G	480
KI-40X350-S-G	480
KI-40X400-S-G	480
KI-40X450-S-G	480
KI-40X500-S-G	480
KI-40X50-S-G	480
KI-40X600-S-G	480
KI-40X700-S-G	480
KI-40X75-S-G	480
KI-40X800-S-G	480
KI-40X80-S-G	480
KI-50BX1000-S-G	482
KI-50BX100-S-G	482
KI-50BX125-S-G	482
KI-50BX150-S-G	482
KI-50BX160-S-G	482
KI-50BX175-S-G	482
KI-50BX200-S-G	482
KI-50BX250-S-G	482
KI-50BX25-S-G	482
KI-50BX300-S-G	482
KI-50BX350-S-G	482
KI-50BX400-S-G	482
KI-50BX450-S-G	482
KI-50BX500-S-G	482
KI-50BX50-S-G	482
KI-50BX600-S-G	482
KI-50BX700-S-G	482
KI-50BX75-S-G	482
KI-50BX800-S-G	482
KI-50BX80-S-G	482
KI-50BX900-S-G	482
KI-50X1000-S-G	480
KI-50X100-S-G	480
KI-50X125-S-G	480
KI-50X150-S-G	480
KI-50X160-S-G	480
KI-50X175-S-G	480
KI-50X200-S-G	480
KI-50X250-S-G	480
KI-50X25-S-G	480
KI-50X300-S-G	480
KI-50X350-S-G	480
KI-50X400-S-G	480
KI-50X450-S-G	480
KI-50X500-S-G	480
KI-50X50-S-G	480
KI-50X600-S-G	480
KI-50X700-S-G	480
KI-50X75-S-G	480
KI-50X800-S-G	480
KI-50X80-S-G	480
KI-50X900-S-G	480
KI-63BX1000-S-G	482
KI-63BX100-S-G	482
KI-63BX125-S-G	482
KI-63BX150-S-G	482

Code	Page
KI-63BX160-S-G	**482**
KI-63BX175-S-G	**482**
KI-63BX200-S-G	**482**
KI-63BX250-S-G	**482**
KI-63BX25-S-G	**482**
KI-63BX300-S-G	**482**
KI-63BX350-S-G	**482**
KI-63BX400-S-G	**482**
KI-63BX450-S-G	**482**
KI-63BX500-S-G	**482**
KI-63BX50-S-G	**482**
KI-63BX600-S-G	**482**
KI-63BX700-S-G	**482**
KI-63BX75-S-G	**482**
KI-63BX800-S-G	**482**
KI-63BX80-S-G	**482**
KI-63BX900-S-G	**482**
KI-63X1000-S-G	**480**
KI-63X100-S-G	**480**
KI-63X125-S-G	**480**
KI-63X150-S-G	**480**
KI-63X160-S-G	**480**
KI-63X175-S-G	**480**
KI-63X200-S-G	**480**
KI-63X250-S-G	**480**
KI-63X25-S-G	**480**
KI-63X300-S-G	**480**
KI-63X350-S-G	**480**
KI-63X400-S-G	**480**
KI-63X450-S-G	**480**
KI-63X500-S-G	**480**
KI-63X50-S-G	**480**
KI-63X600-S-G	**480**
KI-63X700-S-G	**480**
KI-63X75-S-G	**480**
KI-63X800-S-G	**480**
KI-63X80-S-G	**480**
KI-63X900-S-G	**480**
KI-80BX1000-S-G	**483**
KI-80BX100-S-G	**482**
KI-80BX125-S-G	**482**
KI-80BX150-S-G	**482**
KI-80BX160-S-G	**482**
KI-80BX175-S-G	**482**
KI-80BX200-S-G	**482**
KI-80BX250-S-G	**482**
KI-80BX25-S-G	**482**
KI-80BX300-S-G	**482**
KI-80BX350-S-G	**482**
KI-80BX400-S-G	**482**
KI-80BX450-S-G	**483**
KI-80BX500-S-G	**483**
KI-80BX50-S-G	**482**
KI-80BX600-S-G	**483**
KI-80BX700-S-G	**483**
KI-80BX75-S-G	**482**
KI-80BX800-S-G	**483**
KI-80BX80-S-G	**482**
KI-80BX900-S-G	**483**
KI-80X1000-S-G	**481**
KI-80X100-S-G	**480**
KI-80X125-S-G	**480**
KI-80X150-S-G	**480**
KI-80X160-S-G	**480**
KI-80X175-S-G	**480**
KI-80X200-S-G	**480**
KI-80X250-S-G	**480**
KI-80X25-S-G	**480**
KI-80X300-S-G	**480**
KI-80X350-S-G	**480**
KI-80X400-S-G	**480**
KI-80X450-S-G	**481**
KI-80X500-S-G	**481**
KI-80X50-S-G	**480**
KI-80X600-S-G	**481**
KI-80X700-S-G	**481**
KI-80X75-S-G	**480**
KI-80X800-S-G	**481**
KI-80X80-S-G	**480**
KI-80X900-S-G	**481**
KIA 10	**1476**
KIA 10 BSP	**1476**
KIA 12	**1476**
KIA 12 BSP	**1476**
KIA 34	**1476**
KIA 34 BSP	**1476**
KIA 38	**1476**
KIA 38 BSP	**1476**
KIG10	**1477**
KIG12	**1477**
KIG14	**1477**
KIG34	**1477**
KIG38	**1477**
KIG54	**1477**
KKS-100X10	**519**
KKS-100X100	**519**
KKS-100X125	**519**
KKS-100X15	**519**
KKS-100X150	**519**
KKS-100X175	**519**
KKS-100X20	**519**
KKS-100X200	**519**
KKS-100X25	**519**
KKS-100X250	**519**
KKS-100X30	**519**
KKS-100X35	**519**
KKS-100X40	**519**
KKS-100X45	**519**
KKS-100X5	**519**
KKS-100X50	**519**
KKS-100X60	**519**
KKS-100X70	**519**
KKS-100X75	**519**
KKS-100X80	**519**
KKS-100X90	**519**
KKS-12X10	**518**
KKS-12X20	**518**
KKS-12X25	**518**
KKS-12X30	**518**
KKS-12X40	**518**
KKS-12X5	**518**
KKS-12X50	**518**
KKS-16X10	**518**
KKS-16X15	**518**
KKS-16X25	**518**
KKS-16X30	**518**
KKS-16X35	**518**
KKS-16X5	**518**
KKS-16X50	**518**
KKS-16X55	**518**
KKS-16X60	**518**
KKS-20X10	**518**
KKS-20X100	**518**
KKS-20X15	**518**
KKS-20X20	**518**
KKS-20X25	**518**
KKS-20X30	**518**
KKS-20X40	**518**
KKS-20X45	**518**
KKS-20X5	**518**
KKS-20X50	**518**
KKS-20X70	**518**
KKS-20X80	**518**
KKS-20X90	**518**
KKS-25X10	**518**
KKS-25X100	**518**
KKS-25X15	**518**
KKS-25X20	**518**
KKS-25X25	**518**
KKS-25X30	**518**
KKS-25X35	**518**
KKS-25X40	**518**
KKS-25X45	**518**
KKS-25X5	**518**
KKS-25X50	**518**
KKS-25X60	**518**
KKS-25X70	**518**
KKS-25X75	**518**
KKS-25X80	**518**
KKS-25X90	**518**
KKS-32X10	**518**
KKS-32X100	**518**
KKS-32X125	**518**
KKS-32X15	**518**
KKS-32X150	**518**
KKS-32X20	**518**
KKS-32X25	**518**
KKS-32X30	**518**
KKS-32X35	**518**
KKS-32X40	**518**
KKS-32X45	**518**
KKS-32X5	**518**
KKS-32X50	**518**
KKS-32X60	**518**
KKS-32X70	**518**
KKS-32X75	**518**
KKS-32X80	**518**
KKS-40X10	**518**
KKS-40X100	**518**
KKS-40X125	**518**
KKS-40X15	**518**
KKS-40X20	**518**
KKS-40X25	**518**
KKS-40X30	**518**
KKS-40X35	**518**
KKS-40X40	**518**
KKS-40X45	**518**
KKS-40X5	**518**
KKS-40X50	**518**
KKS-40X60	**518**
KKS-40X75	**518**
KKS-50X10	**518**
KKS-50X100	**518**
KKS-50X125	**519**
KKS-50X15	**518**
KKS-50X150	**519**
KKS-50X20	**518**
KKS-50X25	**518**
KKS-50X250	**519**
KKS-50X30	**518**
KKS-50X40	**518**
KKS-50X45	**518**
KKS-50X50	**518**
KKS-50X60	**518**
KKS-50X70	**518**
KKS-50X75	**518**
KKS-50X80	**518**
KKS-50X90	**518**
KKS-63X100	**519**
KKS-63X125	**519**
KKS-63X15	**519**
KKS-63X150	**519**
KKS-63X20	**519**
KKS-63X25	**519**
KKS-63X250	**519**
KKS-63X30	**519**
KKS-63X35	**519**
KKS-63X5	**519**
KKS-63X50	**519**
KKS-63X60	**519**
KKS-63X75	**519**
KKS-63X80	**519**
KKS-80X10	**519**
KKS-80X100	**519**
KKS-80X125	**519**
KKS-80X15	**519**
KKS-80X150	**519**
KKS-80X175	**519**
KKS-80X20	**519**
KKS-80X200	**519**
KKS-80X25	**519**
KKS-80X250	**519**
KKS-80X30	**519**
KKS-80X35	**519**
KKS-80X40	**519**
KKS-80X45	**519**
KKS-80X5	**519**
KKS-80X50	**519**
KKS-80X60	**519**
KKS-80X70	**519**
KKS-80X75	**519**
KKS-80X80	**519**
KKS-80X90	**519**
KKSRK-12	**520**
KKSRK-12-V	**520**
KKSRK-16	**520**
KKSRK-20	**520**
KKSRK-20-V	**520**
KKSRK-25	**520**
KKSRK-32	**520**
KKSRK-40	**520**
KKSRK-50	**520**
KKSRK-50-V	**520**
KKSRK-63	**520**
KKSRK-80	**520**
KLS200-06	**641**
KLS200-08	**641**
KLS300-08	**641**
KLS300-10	**641**
KLS300-15	**641**
KLS400-10	**641**
KLS400-15	**641**
KLS600-20	**641**
KLS600-25	**641**
KLS-820M	**1022**
KM10WN	**1175**
KM13WN	**1175**
KM17WN	**1175**
KM21WN	**1175**
KM26WN	**1175**
KMDS-1/2	**1220**
KMDS-1/4	**1220**
KMDS-1/8	**1220**
KMDS-3/8	**1220**
K-MI120-1	**1350**
K-MI120-112	**1350**
K-MI120-112N	**1350**
K-MI120-114	**1350**
K-MI120-114N	**1350**
K-MI120-12	**1350**
K-MI120-12N	**1350**
K-MI120-1N	**1350**
K-MI120-2	**1350**
K-MI120-2N	**1350**
K-MI120-34	**1350**
K-MI120-34N	**1350**
K-MI120-38	**1350**
K-MI120-38N	**1350**
K-MI121-1	**1350**
K-MI121-112	**1350**
K-MI121-112N	**1350**
K-MI121-114	**1350**
K-MI121-114N	**1350**
K-MI121-12	**1350**
K-MI121-12N	**1350**
K-MI121-1N	**1350**
K-MI121-2	**1350**
K-MI121-2N	**1350**
K-MI121-34	**1350**
K-MI121-34N	**1350**
K-MI121-38	**1350**
K-MI121-38N	**1350**
K-MI130-1	**1351**
K-MI130-112	**1351**
K-MI130-1-12	**1352**
K-MI130-112-1	**1352**
K-MI130-112-114	**1352**
K-MI130-112-114N	**1352**
K-MI130-112-12	**1352**
K-MI130-112-12N	**1352**
K-MI130-112-1N	**1352**
K-MI130-112-34	**1352**
K-MI130-112-34N	**1352**
K-MI130-112N	**1351**
K-MI130-1-12N	**1352**
K-MI130-114	**1351**
K-MI130-114-1	**1352**
K-MI130-114-12	**1352**
K-MI130-114-12N	**1352**
K-MI130-114-1N	**1352**

Code	Page
K-MI130-114-34	1352
K-MI130-114-34N	1352
K-MI130-114N	1351
K-MI130-12	1351
K-MI130-12-14	1352
K-MI130-12-14N	1352
K-MI130-12-34	1352
K-MI130-12-34N	1352
K-MI130-12-38	1352
K-MI130-12-38N	1352
K-MI130-12N	1351
K-MI130-1-34	1352
K-MI130-1-34N	1352
K-MI130-1-38	1352
K-MI130-1-38N	1352
K-MI130-14	1351
K-MI130-14N	1351
K-MI130-1N	1351
K-MI130-2	1351
K-MI130-2-1	1352
K-MI130-2-112	1352
K-MI130-2-112N	1352
K-MI130-2-114	1352
K-MI130-2-114N	1352
K-MI130-212	1351
K-MI130-2-12	1352
K-MI130-212N	1351
K-MI130-2-12N	1352
K-MI130-2-1N	1352
K-MI130-2-34	1352
K-MI130-2-34N	1352
K-MI130-2N	1351
K-MI130-3	1351
K-MI130-34	1351
K-MI130-34-12	1352
K-MI130-34-12N	1352
K-MI130-34-14	1352
K-MI130-34-14N	1352
K-MI130-34-38	1352
K-MI130-34N	1351
K-MI130-38	1351
K-MI130-38-14	1352
K-MI130-38-14N	1352
K-MI130-38N	1351
K-MI130-3N	1351
K-MI130-4	1351
K-MI130-4N	1351
K-MI180-1	1352
K-MI180-112	1352
K-MI180-112N	1352
K-MI180-114	1352
K-MI180-114N	1352
K-MI180-12	1352
K-MI180-12N	1352
K-MI180-14	1352
K-MI180-14N	1352
K-MI180-1N	1352
K-MI180-2	1352
K-MI180-212	1352
K-MI180-212N	1352
K-MI180-2N	1352
K-MI180-3	1352
K-MI180-34	1352
K-MI180-34N	1352
K-MI180-38	1352
K-MI180-38N	1352
K-MI180-3N	1352
K-MI180-4	1352
K-MI180-4N	1352
K-MI220-1	1352
K-MI220-112	1352
K-MI220-112N	1352
K-MI220-114	1352
K-MI220-114N	1352
K-MI220-12	1352
K-MI220-12N	1352
K-MI220-1N	1352
K-MI220-2	1352
K-MI220-212	1352
K-MI220-212N	1352
K-MI220-2N	1352
K-MI220-3	1352
K-MI220-34	1352
K-MI220-34N	1352
K-MI220-38	1352
K-MI220-38N	1352
K-MI220-3N	1352
K-MI220-4	1352
K-MI220-4N	1352
K-MI240-1-12	1353
K-MI240-112-1	1353
K-MI240-112-114	1353
K-MI240-112-114N	1353
K-MI240-112-12	1353
K-MI240-112-12N	1353
K-MI240-112-1N	1353
K-MI240-112-34	1353
K-MI240-112-34N	1353
K-MI240-1-12N	1353
K-MI240-114-1	1353
K-MI240-114-12	1353
K-MI240-114-12N	1353
K-MI240-114-1N	1353
K-MI240-114-34	1353
K-MI240-114-34N	1353
K-MI240-114-38	1353
K-MI240-114-38N	1353
K-MI240-12-14	1353
K-MI240-12-14N	1353
K-MI240-12-38	1353
K-MI240-12-38N	1353
K-MI240-1-34	1353
K-MI240-1-34N	1353
K-MI240-1-38	1353
K-MI240-1-38N	1353
K-MI240-2-1	1353
K-MI240-2-112	1353
K-MI240-2-112N	1353
K-MI240-2-114	1353
K-MI240-2-114N	1353
K-MI240-2-12	1353
K-MI240-2-12N	1353
K-MI240-2-1N	1353
K-MI240-2-34	1353
K-MI240-2-34N	1353
K-MI240-34-12	1353
K-MI240-34-12N	1353
K-MI240-34-38	1353
K-MI240-34-38N	1353
K-MI240-38-14	1353
K-MI240-38-14N	1353
K-MI241-1-12	1353
K-MI241-112-1	1353
K-MI241-112-114	1353
K-MI241-112-114N	1353
K-MI241-112-12	1353
K-MI241-112-12N	1353
K-MI241-112-1N	1353
K-MI241-112-34	1353
K-MI241-112-34N	1353
K-MI241-1-12N	1353
K-MI241-1-14	1353
K-MI241-114-1	1353
K-MI241-114-12	1353
K-MI241-114-12N	1353
K-MI241-114-1N	1353
K-MI241-114-34	1353
K-MI241-114-34N	1353
K-MI241-114-38	1353
K-MI241-1-14N	1353
K-MI241-12-14	1353
K-MI241-12-14N	1353
K-MI241-12-38	1353
K-MI241-12-38N	1353
K-MI241-1-34	1353
K-MI241-1-34N	1353
K-MI241-1-38	1353
K-MI241-1-38N	1353
K-MI241-2-1	1353
K-MI241-2-112	1353
K-MI241-2-112N	1353
K-MI241-2-114	1353
K-MI241-2-114N	1353
K-MI241-2-12	1353
K-MI241-212-1	1353
K-MI241-212-112	1353
K-MI241-212-112N	1353
K-MI241-212-114	1353
K-MI241-212-114N	1353
K-MI241-212-12	1353
K-MI241-212-12N	1353
K-MI241-212-1N	1353
K-MI241-212-2	1353
K-MI241-212-2N	1353
K-MI241-212-34	1353
K-MI241-212-34N	1353
K-MI241-2-12N	1353
K-MI241-2-1N	1353
K-MI241-2-34	1353
K-MI241-2-34N	1353
K-MI241-3-1	1353
K-MI241-3-112	1353
K-MI241-3-112N	1353
K-MI241-3-1N	1353
K-MI241-3-2	1353
K-MI241-3-212	1353
K-MI241-3-212N	1353
K-MI241-3-2N	1353
K-MI241-34-12	1353
K-MI241-34-12N	1353
K-MI241-34-14	1353
K-MI241-34-14N	1353
K-MI241-34-38	1353
K-MI241-34-38N	1353
K-MI241-38-14	1353
K-MI241-38-14N	1353
K-MI241-4-1	1353
K-MI241-4-112	1353
K-MI241-4-112N	1353
K-MI241-4-114	1353
K-MI241-4-114N	1353
K-MI241-4-1N	1353
K-MI241-4-2	1353
K-MI241-4-212	1353
K-MI241-4-212N	1353
K-MI241-4-2N	1353
K-MI241-4-3	1353
K-MI241-4-34	1353
K-MI241-4-34N	1353
K-MI241-4-3N	1353
K-MI245-1-12	1349
K-MI245-112-1	1349
K-MI245-112-114	1349
K-MI245-112-114N	1349
K-MI245-112-12	1349
K-MI245-112-12N	1349
K-MI245-112-1N	1349
K-MI245-112-34	1349
K-MI245-112-34N	1349
K-MI245-1-12N	1349
K-MI245-114-1	1349
K-MI245-114-12	1349
K-MI245-114-12N	1349
K-MI245-114-1N	1349
K-MI245-114-34	1349
K-MI245-114-34N	1349
K-MI245-12-14	1349
K-MI245-12-14N	1349
K-MI245-12-38	1349
K-MI245-12-38N	1349
K-MI245-1-34	1349
K-MI245-1-34N	1349
K-MI245-1-38	1349
K-MI245-2-1	1349
K-MI245-2-112	1349
K-MI245-2-112N	1349
K-MI245-2-114	1349
K-MI245-2-114N	1349
K-MI245-2-12	1349
K-MI245-212-112	1349
K-MI245-212-112N	1349
K-MI245-212-2	1349
K-MI245-212-2N	1349
K-MI245-2-12N	1349
K-MI245-2-1N	1349
K-MI245-2-34	1349
K-MI245-2-34N	1349
K-MI245-3-2	1349
K-MI245-3-212	1349
K-MI245-3-212N	1349
K-MI245-3-2N	1349
K-MI245-34-12	1349
K-MI245-34-12N	1349
K-MI245-34-14	1349
K-MI245-34-14N	1349
K-MI245-34-38	1349
K-MI245-34-38N	1349
K-MI245-38-14	1349
K-MI245-38-14N	1349
K-MI245-4-3	1349
K-MI245-4-3N	1349
K-MI280-1	1349
K-MI280-112	1349
K-MI280-112N	1349
K-MI280-114	1349
K-MI280-114N	1349
K-MI280-12	1349
K-MI280-12N	1349
K-MI280-14	1349
K-MI280-14N	1349
K-MI280-1N	1349
K-MI280-2	1349
K-MI280-212	1349
K-MI280-212N	1349
K-MI280-2N	1349
K-MI280-3	1349
K-MI280-34	1349
K-MI280-34N	1349
K-MI280-38	1349
K-MI280-38N	1349
K-MI280-3N	1349
K-MI280-4	1349
K-MI280-4N	1349
K-MI291-1	1354
K-MI291-112	1354
K-MI291-112N	1354
K-MI291-114	1354
K-MI291-114N	1354
K-MI291-12	1354
K-MI291-12N	1354
K-MI291-14	1354
K-MI291-14N	1354
K-MI291-1N	1354
K-MI291-2	1354
K-MI291-212	1354
K-MI291-212N	1354
K-MI291-2N	1354
K-MI291-3	1354
K-MI291-34	1354
K-MI291-34N	1354
K-MI291-38	1354
K-MI291-38N	1354
K-MI291-3N	1354
K-MI291-4	1354
K-MI291-4N	1354
K-MI291S-1	1354
K-MI291S-112	1354
K-MI291S-112N	1354
K-MI291S-114	1354
K-MI291S-114N	1354
K-MI291S-12	1354
K-MI291S-12N	1354
K-MI291S-14	1354
K-MI291S-14N	1354
K-MI291S-1N	1354
K-MI291S-2	1354
K-MI291S-212	1354
K-MI291S-212N	1354
K-MI291S-2N	1354
K-MI291S-3	1354

Code	Page
K-MI291S-34	**1354**
K-MI291S-34N	**1354**
K-MI291S-38	**1354**
K-MI291S-38N	**1354**
K-MI291S-3N	**1354**
K-MI291S-4	**1354**
K-MI291S-4N	**1354**
K-MI300-1	**1355**
K-MI300-112	**1355**
K-MI300-112N	**1355**
K-MI300-114	**1355**
K-MI300-114N	**1355**
K-MI300-12	**1355**
K-MI300-12N	**1355**
K-MI300-14	**1355**
K-MI300-1N	**1355**
K-MI300-2	**1355**
K-MI300-2N	**1355**
K-MI300-34	**1355**
K-MI300-34N	**1355**
K-MI300-38	**1355**
K-MI300-38N	**1355**
K-MI310-1	**1354**
K-MI310-112N	**1354**
K-MI310-114	**1354**
K-MI310-114N	**1354**
K-MI310-12	**1354**
K-MI310-12N	**1354**
K-MI310-14N	**1354**
K-MI310-2	**1354**
K-MI310-212	**1354**
K-MI310-212N	**1354**
K-MI310-2N	**1354**
K-MI310-3	**1354**
K-MI310-34	**1354**
K-MI310-34N	**1354**
K-MI310-38	**1354**
K-MI310-38N	**1354**
K-MI310-3N	**1354**
K-MI310-4	**1354**
K-MI310-4N	**1354**
K-MI330-1	**1355**
K-MI330-112	**1355**
K-MI330-112N	**1355**
K-MI330-114	**1355**
K-MI330-114N	**1355**
K-MI330-12	**1355**
K-MI330-12N	**1355**
K-MI330-1N	**1355**
K-MI330-2	**1355**
K-MI330-212	**1355**
K-MI330-212N	**1355**
K-MI330-2N	**1355**
K-MI330-3	**1355**
K-MI330-34	**1355**
K-MI330-34N	**1355**
K-MI330-38	**1355**
K-MI330-38N	**1355**
K-MI330-3N	**1355**
K-MI330-4	**1355**
K-MI330-4N	**1355**
K-MI331-1	**1355**
K-MI331-112	**1355**
K-MI331-112N	**1355**
K-MI331-114	**1355**
K-MI331-114N	**1355**
K-MI331-12	**1355**
K-MI331-12N	**1355**
K-MI331-1N	**1355**
K-MI331-2	**1355**
K-MI331-2N	**1355**
K-MI331-34	**1355**
K-MI331-34N	**1355**
K-MI342A-1	**1355**
K-MI342A-112	**1355**
K-MI342A-112N	**1355**
K-MI342A-114	**1355**
K-MI342A-114N	**1355**
K-MI342A-12	**1355**
K-MI342A-12N	**1355**
K-MI342A-1N	**1355**
K-MI342A-2	**1355**
K-MI342A-2N	**1355**
K-MI342A-34	**1355**
K-MI342A-34N	**1355**
K-MI90-1	**1350**
K-MI90-112	**1350**
K-MI90-1-12	**1351**
K-MI90-112-1	**1351**
K-MI90-112-114N	**1351**
K-MI90-112-12	**1351**
K-MI90-112-12N	**1351**
K-MI90-112-1N	**1351**
K-MI90-112-34	**1351**
K-MI90-112-34N	**1351**
K-MI90-112N	**1350**
K-MI90-1-12N	**1351**
K-MI90-114	**1350**
K-MI90-1-14	**1351**
K-MI90-114-1	**1351**
K-MI90-114-12	**1351**
K-MI90-114-12N	**1351**
K-MI90-114-1N	**1351**
K-MI90-114-34	**1351**
K-MI90-114-34N	**1351**
K-MI90-114-38	**1351**
K-MI90-114-38N	**1351**
K-MI90-114N	**1350**
K-MI90-1-14N	**1351**
K-MI90-12	**1350**
K-MI90-12-14	**1351**
K-MI90-12-14N	**1351**
K-MI90-12-38	**1351**
K-MI90-12-38N	**1351**
K-MI90-12N	**1350**
K-MI90-1-34N	**1351**
K-MI90-1-38	**1351**
K-MI90-1-38N	**1351**
K-MI90-14	**1350**
K-MI90-14N	**1350**
K-MI90-1N	**1350**
K-MI90-2	**1350**
K-MI90-2-1	**1351**
K-MI90-2-112	**1351**
K-MI90-2-112N	**1351**
K-MI90-2-114	**1351**
K-MI90-2-114N	**1351**
K-MI90-212	**1350**
K-MI90-2-12	**1351**
K-MI90-212-1	**1351**
K-MI90-212-112	**1351**
K-MI90-212-112N	**1351**
K-MI90-212-114	**1351**
K-MI90-212-114N	**1351**
K-MI90-212-12	**1351**
K-MI90-212-12N	**1351**
K-MI90-212-1N	**1351**
K-MI90-212-2	**1351**
K-MI90-212-2N	**1351**
K-MI90-212-34	**1351**
K-MI90-212-34N	**1351**
K-MI90-212N	**1350**
K-MI90-2-12N	**1351**
K-MI90-2-1N	**1351**
K-MI90-2-34	**1351**
K-MI90-2-34N	**1351**
K-MI90-2N	**1350**
K-MI90-3	**1350**
K-MI90-3-1	**1351**
K-MI90-3-112	**1351**
K-MI90-3-112N	**1351**
K-MI90-3-114	**1351**
K-MI90-3-114N	**1351**
K-MI90-3-1N	**1351**
K-MI90-3-2	**1351**
K-MI90-3-212	**1351**
K-MI90-3-212N	**1351**
K-MI90-3-2N	**1351**
K-MI90-3-34	**1351**
K-MI90-3-34N	**1351**
K-MI90-34	**1350**
K-MI90-34-12	**1351**
K-MI90-34-12N	**1351**
K-MI90-34-14	**1351**
K-MI90-34-14N	**1351**
K-MI90-34-38	**1351**
K-MI90-34-38N	**1351**
K-MI90-34N	**1350**
K-MI90-38	**1350**
K-MI90-38-14	**1351**
K-MI90-38-14N	**1351**
K-MI90-38N	**1350**
K-MI90-3N	**1350**
K-MI90-4	**1350**
K-MI90-4-112	**1351**
K-MI90-4-112N	**1351**
K-MI90-4-114	**1351**
K-MI90-4-114N	**1351**
K-MI90-4-2	**1351**
K-MI90-4-212	**1351**
K-MI90-4-212N	**1351**
K-MI90-4-2N	**1351**
K-MI90-4-3	**1351**
K-MI90-4-3N	**1351**
K-MI90-4N	**1350**
K-MI92-1	**1350**
K-MI92-112	**1350**
K-MI92-114	**1350**
K-MI92-12	**1350**
K-MI92-14	**1350**
K-MI92-2	**1350**
K-MI92-212	**1350**
K-MI92-3	**1350**
K-MI92-34	**1350**
K-MI92-38	**1350**
K-MI92-4	**1350**
KOR-10L-6L	**154**
KOR-10L-8L	**154**
KOR-10S-6S	**154**
KOR-10S-8S	**154**
KOR-12L-10L	**154**
KOR-12L-6L	**154**
KOR-12L-8L	**154**
KOR-12S-10S	**154**
KOR-12S-6S	**154**
KOR-12S-8S	**154**
KOR-14S-10S	**154**
KOR-14S-12S	**154**
KOR-14S-6S	**154**
KOR-14S-8S	**154**
KOR-15L-10L	**154**
KOR-15L-12L	**154**
KOR-15L-6L	**154**
KOR-15L-8L	**154**
KOR-16S-10S	**154**
KOR-16S-12S	**154**
KOR-16S-14S	**154**
KOR-16S-6S	**154**
KOR-16S-8S	**154**
KOR-18L-10L	**154**
KOR-18L-12L	**154**
KOR-18L-15L	**154**
KOR-18L-6L	**154**
KOR-18L-8L	**154**
KOR-20S-10S	**154**
KOR-20S-12S	**154**
KOR-20S-14S	**154**
KOR-20S-16S	**154**
KOR-20S-6S	**154**
KOR-20S-8S	**154**
KOR-22L-10L	**154**
KOR-22L-12L	**154**
KOR-22L-15L	**154**
KOR-22L-18L	**154**
KOR-22L-6L	**154**
KOR-22L-8L	**154**
KOR-25S-10S	**154**
KOR-25S-12S	**154**
KOR-25S-14S	**154**
KOR-25S-16S	**154**
KOR-25S-20S	**154**
KOR-25S-6S	**154**
KOR-25S-8S	**154**
KOR-28L-10L	**154**
KOR-28L-12L	**154**
KOR-28L-15L	**154**
KOR-28L-18L	**154**
KOR-28L-22L	**154**
KOR-28L-6L	**154**
KOR-28L-8L	**154**
KOR-30S-10S	**154**
KOR-30S-12S	**154**
KOR-30S-14S	**154**
KOR-30S-16S	**154**
KOR-30S-20S	**154**
KOR-30S-25S	**154**
KOR-30S-6S	**154**
KOR-30S-8S	**154**
KOR-35L-10L	**154**
KOR-35L-12L	**154**
KOR-35L-15L	**154**
KOR-35L-18L	**154**
KOR-35L-22L	**154**
KOR-35L-28L	**154**
KOR-35L-6L	**154**
KOR-35L-8L	**154**
KOR-38S-10S	**154**
KOR-38S-12S	**154**
KOR-38S-14S	**154**
KOR-38S-16S	**154**
KOR-38S-20S	**154**
KOR-38S-25S	**154**
KOR-38S-30S	**154**
KOR-38S-6S	**154**
KOR-38S-8S	**154**
KOR-42L-10L	**154**
KOR-42L-12L	**154**
KOR-42L-15L	**154**
KOR-42L-18L	**154**
KOR-42L-22L	**154**
KOR-42L-28L	**154**
KOR-42L-35L	**154**
KOR-8L-6L	**154**
KOR-8S-6S	**154**
KP000744	**616**
KP010444	**615**
KP010464	**615**
KP040034	**611**
KP05BKR	**1759**
KP080214	**611**
KP080254	**611**
KP080394	**611**
KP080494	**611**
KP081564	**616**
KP100014	**615**
KP100094	**615**
KP100354	**615**
KP2005	**616**
KP30BKR	**1759**
KP40BKR	**1759**
KPBU081564	**616**
KPMB40R	**410**
KPMB50R	**410**
K-PR010B-P1	**646**
KR10-12SSAR	**84**
KR10-6SSAR	**84**
KR10-8SSAR	**84**
KR12-12SSAR	**84**
KR12-8SSAR	**84**
KR14-12SSAR	**84**
KR14-16SSAR	**84**
KR14-8SSAR	**84**
KR16-12SSAR	**84**
KR16-16SSAR	**84**
KR200-010-4490	**140**
KR200-010-9790	**140**
KR200-011-4490	**140**
KR200-011-9790	**140**
KR200-114-4490	**140**
KR200-114-9790	**140**

Code	Page
KR200-211-4490	**140**
KR200-211-9790	**140**
KR200-212-4490	**140**
KR200-212-9790	**140**
KR200-214-4490	**140**
KR200-214-9790	**140**
KR200-217-4490	**140**
KR200-217-9790	**140**
KR200-222-4490	**140**
KR200-222-9790	**140**
KR200-613-4490	**140**
KR200-613-9790	**140**
KR200-614-4490	**140**
KR200-614-9790	**140**
KR20-12SSAR	**84**
KR20-16SSAR	**84**
KR20-20SSAR	**84**
KR207-071-4490	**140**
KR207-071-9790	**140**
KR32-24SSAR	**84**
KR32-32SSAR	**84**
KR4-2SSAR	**84**
KR4-4SSAR	**84**
KR5-2SSAR	**84**
KR5-4SSAR	**84**
KR5-6SSAR	**84**
KR6-4SSAR	**84**
KR6-6SSAR	**84**
KR8-4SSAR	**84**
KR8-6SSAR	**84**
KR8-8SSAR	**84**
KRA12-12BJ	**84**
KRA4-4BJ	**84**
KRA6-6BJ	**84**
KRA8-8BJ	**84**
KRAB12T-12	**83**
KRAB16T-16	**83**
KRAB24T-24	**83**
KRAB4T-4	**83**
KRAB6T-4	**83**
KRAB6T-6	**83**
KRAB8T-8	**83**
KRAM10-4MSCR	**139**
KRAM10-6BHR	**139**
KRAM10-6BJR	**139**
KRAM10-6FOTR	**139**
KRAM10-6MSCR	**139**
KRAM10-8MSCR	**139**
KRAM10BCR	**139**
KRAM10BPR	**138**
KRAM10CR	**138**
KRAM10ER	**138**
KRAM10-M6RNR	**140**
KRAM10-M8RNR	**140**
KRAM10TR	**138**
KRAM12-12MSCR	**139**
KRAM12-4MSCR	**139**
KRAM12-6BHR	**139**
KRAM12-6BJR	**139**
KRAM12-6FOTR	**139**
KRAM12-6FSCR	**139**
KRAM12-6MSCR	**139**
KRAM12-8MSCR	**139**
KRAM12BCR	**139**
KRAM12BPR	**138**
KRAM12CR	**138**
KRAM12ER	**138**
KRAM12-M10RNR	**140**
KRAM12-M8RNR	**140**
KRAM12-M8ROTR	**138**
KRAM12TR	**138**
KRAM16-12MSCR	**139**
KRAM16-6MSCR	**139**
KRAM16-8BHR	**139**
KRAM16-8BJR	**139**
KRAM16-8FOTR	**139**
KRAM16-8FSCR	**139**
KRAM16-8MSCR	**139**
KRAM16BCR	**139**
KRAM16BPR	**138**
KRAM16CR	**138**
KRAM16ER	**138**
KRAM16-M12RNR	**140**
KRAM16-M8RNR	**140**
KRAM16-M8ROTR	**138**
KRAM16TR	**138**
KRAM20-12BHR	**139**
KRAM20-12BJR	**139**
KRAM20-12FSCR	**139**
KRAM20-12MSCR	**139**
KRAM20-16MSCR	**139**
KRAM20-8MSCR	**139**
KRAM20BCR	**139**
KRAM20BPR	**138**
KRAM20CR	**138**
KRAM20ER	**138**
KRAM20-M10RNR	**140**
KRAM20-M12RNR	**140**
KRAM20-M16RNR	**140**
KRAM20-M8ROTR	**138**
KRAM20TR	**138**
KRAM22BCR	**139**
KRAM22BPR	**138**
KRAM22CR	**138**
KRAM22ER	**138**
KRAM22TR	**138**
KRAM25-12MSCR	**139**
KRAM25-16BHR	**139**
KRAM25-16BJR	**139**
KRAM25-16FSCR	**139**
KRAM25-16MSCR	**139**
KRAM25-20MSCR	**139**
KRAM25BCR	**139**
KRAM25BPR	**138**
KRAM25CR	**138**
KRAM25ER	**138**
KRAM25-M12RNR	**140**
KRAM25-M12ROTR	**138**
KRAM25-M16RNR	**140**
KRAM25-M16ROTR	**138**
KRAM25-M20RNR	**140**
KRAM25TR	**138**
KRAM30-16MSCR	**139**
KRAM30-20BJR	**139**
KRAM30-20FOTR	**139**
KRAM30-20FSCR	**139**
KRAM30-20MSCR	**139**
KRAM30BCR	**139**
KRAM30BPR	**138**
KRAM30CR	**138**
KRAM30ER	**138**
KRAM30-M16ROTR	**138**
KRAM30-M25RNR	**140**
KRAM30TR	**138**
KRAM38-16MSCR	**139**
KRAM38-20BHR	**139**
KRAM38-20FOTR	**139**
KRAM38-20MSCR	**139**
KRAM38-24BHR	**139**
KRAM38-24BJR	**139**
KRAM38-24FOTR	**139**
KRAM38-24FSCR	**139**
KRAM38-24MSCR	**139**
KRAM38BCR	**139**
KRAM38BPR	**138**
KRAM38CR	**138**
KRAM38ER	**138**
KRAM38-M20RNR	**140**
KRAM38-M20ROTR	**138**
KRAM38-M25RNR	**140**
KRAM38-M30RNR	**140**
KRAM38TR	**138**
KRAM50-20MSCR	**139**
KRAM50-24FOTR	**139**
KRAM50-24MSCR	**139**
KRAM50-32FSCR	**139**
KRAM50-32MSCR	**139**
KRAM50BCR	**139**
KRAM50BPR	**138**
KRAM50CR	**138**
KRAM50ER	**138**
KRAM50-M25RNR	**140**
KRAM50-M30RNR	**140**
KRAM50-M38RNR	**140**
KRAM50TR	**138**
KRAM6-2MSCR	**139**
KRAM6-4BJR	**139**
KRAM6-4FSCR	**139**
KRAM6-4MSCR	**139**
KRAM6-6MSCR	**139**
KRAM6BPR	**138**
KRAM6CR	**138**
KRAM6ER	**138**
KRAM6TR	**138**
KRAM8-2MSCR	**139**
KRAM8-4BHR	**139**
KRAM8-4BJR	**139**
KRAM8-4MSCR	**139**
KRAM8-6FSCR	**139**
KRAM8-6MSCR	**139**
KRAM8BCR	**139**
KRAM8BPR	**138**
KRAM8CR	**138**
KRAM8ER	**138**
KRAM8TR	**138**
KRBV2	**82**
KREFE12	**83**
KREFE16	**83**
KREFE2	**83**
KREFE20	**83**
KREFE24	**83**
KREFE32	**83**
KREFE4	**83**
KREFE6	**83**
KREFE8	**83**
KREFT12	**83**
KREFT16	**83**
KREFT2	**83**
KREFT20	**83**
KREFT24	**83**
KREFT32	**83**
KREFT4	**83**
KREFT6	**83**
KREFT8	**83**
KREME12	**83**
KREME16	**83**
KREME20	**83**
KREME24	**83**
KREME4	**83**
KREME6	**83**
KREME8	**83**
KREU10	**82**
KREU12	**82**
KREU16	**82**
KREU2	**82**
KREU20	**82**
KREU24	**82**
KREU32	**82**
KREU4	**82**
KREU6	**82**
KREU8	**82**
KREUBH10	**82**
KREUBH12	**82**
KREUBH16	**82**
KREUBH20	**82**
KREUBH24	**82**
KREUBH4	**82**
KREUBH6	**82**
KREUBH8	**82**
KREUPAT12	**82**
KREUPAT16	**82**
KREUPAT2	**82**
KREUPAT20	**82**
KREUPAT4	**82**
KREUPAT6	**82**
KREUPAT8	**82**
KREUPT12	**82**
KREUPT16	**82**
KREUPT2	**82**
KREUPT20	**82**
KREUPT24	**82**
KREUPT32	**82**
KREUPT4	**82**
KREUPT6	**82**
KREUPT8	**82**
KRF-100X100-0	**486**
KRF-100X100-1	**486**
KRF-100X160-0	**486**
KRF-100X160-1	**486**
KRF-100X200-0	**486**
KRF-100X200-1	**486**
KRF-100X250-0	**486**
KRF-100X250-1	**486**
KRF-100X320-0	**486**
KRF-100X320-1	**486**
KRF-100X400-0	**486**
KRF-100X400-1	**486**
KRF-100X50-0	**486**
KRF-100X500-0	**486**
KRF-100X500-1	**486**
KRF-100X50-1	**486**
KRF-16X100-0	**456**
KRF-16X100-1	**456**
KRF-16X160-0	**456**
KRF-16X160-1	**456**
KRF-16X200-0	**456**
KRF-16X200-1	**456**
KRF-16X250-0	**456**
KRF-16X250-1	**456**
KRF-16X320-0	**456**
KRF-16X320-1	**456**
KRF-16X400-0	**456**
KRF-16X400-1	**456**
KRF-16X50-0	**456**
KRF-16X500-0	**456**
KRF-16X500-1	**456**
KRF-16X50-1	**456**
KRF-20X100-0	**456**
KRF-20X100-1	**456**
KRF-20X160-0	**456**
KRF-20X160-1	**456**
KRF-20X200-0	**456**
KRF-20X200-1	**456**
KRF-20X250-0	**456**
KRF-20X250-1	**456**
KRF-20X320-0	**456**
KRF-20X320-1	**456**
KRF-20X400-0	**456**
KRF-20X400-1	**456**
KRF-20X50-0	**456**
KRF-20X500-0	**456**
KRF-20X500-1	**456**
KRF-20X50-1	**456**
KRF-25X100-0	**456**
KRF-25X100-1	**456**
KRF-25X160-0	**456**
KRF-25X160-1	**456**
KRF-25X200-0	**456**
KRF-25X200-1	**456**
KRF-25X250-0	**456**
KRF-25X250-1	**456**
KRF-25X320-0	**456**
KRF-25X320-1	**456**
KRF-25X400-0	**456**
KRF-25X400-1	**456**
KRF-25X50-0	**456**
KRF-25X500-0	**456**
KRF-25X500-1	**456**
KRF-25X50-1	**456**
KRF-32X100-0	**486**
KRF-32X100-1	**486**
KRF-32X160-0	**486**
KRF-32X160-1	**486**
KRF-32X200-0	**486**
KRF-32X200-1	**486**
KRF-32X250-0	**486**
KRF-32X250-1	**486**
KRF-32X320-0	**486**
KRF-32X320-1	**486**
KRF-32X400-0	**486**

Code	Page
KRF-32X400-1	**486**
KRF-32X50-0	**486**
KRF-32X500-0	**486**
KRF-32X500-1	**486**
KRF-32X50-1	**486**
KRF-40X100-0	**486**
KRF-40X100-1	**486**
KRF-40X160-0	**486**
KRF-40X160-1	**486**
KRF-40X200-0	**486**
KRF-40X200-1	**486**
KRF-40X250-0	**486**
KRF-40X250-1	**486**
KRF-40X320-0	**486**
KRF-40X320-1	**486**
KRF-40X400-0	**486**
KRF-40X400-1	**486**
KRF-40X50-0	**486**
KRF-40X500-0	**486**
KRF-40X500-1	**486**
KRF-40X50-1	**486**
KRF-50X100-0	**486**
KRF-50X100-1	**486**
KRF-50X160-0	**486**
KRF-50X160-1	**486**
KRF-50X200-0	**486**
KRF-50X200-1	**486**
KRF-50X250-0	**486**
KRF-50X250-1	**486**
KRF-50X320-0	**486**
KRF-50X320-1	**486**
KRF-50X400-0	**486**
KRF-50X400-1	**486**
KRF-50X50-0	**486**
KRF-50X500-0	**486**
KRF-50X500-1	**486**
KRF-50X50-1	**486**
KRF-63X100-0	**486**
KRF-63X100-1	**486**
KRF-63X160-0	**486**
KRF-63X160-1	**486**
KRF-63X200-0	**486**
KRF-63X200-1	**486**
KRF-63X250-0	**486**
KRF-63X250-1	**486**
KRF-63X320-0	**486**
KRF-63X320-1	**486**
KRF-63X400-0	**486**
KRF-63X400-1	**486**
KRF-63X50-0	**486**
KRF-63X500-0	**486**
KRF-63X500-1	**486**
KRF-63X50-1	**486**
KRF-80X100-0	**486**
KRF-80X100-1	**486**
KRF-80X160-0	**486**
KRF-80X160-1	**486**
KRF-80X200-0	**486**
KRF-80X200-1	**486**
KRF-80X250-0	**486**
KRF-80X250-1	**486**
KRF-80X320-0	**486**
KRF-80X320-1	**486**
KRF-80X400-0	**486**

Code	Page
KRF-80X400-1	**486**
KRF-80X50-0	**486**
KRF-80X500-0	**486**
KRF-80X500-1	**486**
KRF-80X50-1	**486**
KRFA12-12	**83**
KRFA16-16	**83**
KRFA20-20	**83**
KRFA4-2	**83**
KRFA4-4	**83**
KRFA6-2	**83**
KRFA6-4	**83**
KRFA6-6	**83**
KRFA8-2	**83**
KRFA8-4	**83**
KRFA8-6	**83**
KRFA8-8	**83**
KRFOMT12	**83**
KRFOMT16	**83**
KRFOMT20	**83**
KRFOMT24	**83**
KRFOMT4	**83**
KRFOMT6	**83**
KRFOMT8	**83**
KRGA4-4	**84**
KRGA6-4	**84**
KRGA8-4	**84**
KRM10-4SSAR	**84**
KRM10-6SSAR	**84**
KRM10BPGR	**140**
KRM10NCR	**140**
KRM10R	**140**
KRM10W	**140**
KRM12-4SSAR	**84**
KRM12-6SSAR	**84**
KRM12-8SSAR	**84**
KRM12NCR	**140**
KRM12R	**140**
KRM12W	**140**
KRM16-12SSAR	**84**
KRM16-6SSAR	**84**
KRM16-8SSAR	**84**
KRM16NCR	**140**
KRM16R	**140**
KRM16W	**140**
KRM20-12SSAR	**84**
KRM20-8SSAR	**84**
KRM20BPGR	**140**
KRM20NCR	**140**
KRM20R	**140**
KRM20W	**140**
KRM22-12SSAR	**84**
KRM22-16SSAR	**84**
KRM22-8SSAR	**84**
KRM22BPGR	**140**
KRM22NCR	**140**
KRM22R	**140**
KRM22W	**140**
KRM25-12SSAR	**84**
KRM25-16SSAR	**84**
KRM25BPGR	**140**
KRM25NCR	**140**
KRM25R	**140**
KRM25W	**140**

Code	Page
KRM30-12SSAR	**84**
KRM30-16SSAR	**84**
KRM30-20SSAR	**84**
KRM30BPGR	**140**
KRM30NCR	**140**
KRM30R	**140**
KRM30W	**140**
KRM38-16SSAR	**84**
KRM38-20SSAR	**84**
KRM38-24SSAR	**84**
KRM38BPGR	**140**
KRM38NCR	**140**
KRM38R	**140**
KRM38W	**140**
KRM50-24SSAR	**84**
KRM50-32SSAR	**84**
KRM50BPGR	**140**
KRM50NCR	**140**
KRM50R	**140**
KRM50W	**140**
KRM6-2SSAR	**84**
KRM6-4SSAR	**84**
KRM6BPGR	**140**
KRM6NCR	**140**
KRM6R	**140**
KRM6W	**140**
KRM8-2SSAR	**84**
KRM8-4SSAR	**84**
KRM8-6SSAR	**84**
KRM8BPGR	**140**
KRM8NCR	**140**
KRM8R	**140**
KRM8W	**140**
KRP10	**84**
KRP12	**84**
KRP16	**84**
KRP2	**84**
KRP20	**84**
KRP24	**84**
KRP2AB	**84**
KRP32	**84**
KRP4	**84**
KRP6	**84**
KRP8	**84**
KRPT12	**84**
KRPT16	**84**
KRPT2	**84**
KRPT20	**84**
KRPT4	**84**
KRPT6	**84**
KRPT8	**84**
KRRB10-8	**82**
KRRB12-4	**82**
KRRB12-6	**82**
KRRB12-8	**82**
KRRB16-12	**82**
KRRB16-4	**82**
KRRB16-6	**82**
KRRB16-8	**82**
KRRB20-12	**82**
KRRB20-16	**82**
KRRB20-4	**82**
KRRB20-6	**82**
KRRB20-8	**82**

Code	Page
KRRB24-12	**82**
KRRB24-16	**82**
KRRB24-20	**82**
KRRB24-8	**82**
KRRB32-16	**82**
KRRB32-20	**82**
KRRB32-24	**82**
KRRB4-2	**82**
KRRB6-2	**82**
KRRB6-4	**82**
KRRB8-2	**82**
KRRB8-4	**82**
KRRB8-6	**82**
KRS-2.5	**460**
KRS200-06	**640**
KRS200-06-F-3	**640**
KRS200-08	**640**
KRS200-08-F-3	**640**
KRS300-08-F-3	**640**
KRS300-10-F-3	**640**
KRS300-15-F-3	**640**
KRS400-10-F-3	**640**
KRS400-15-F-3	**640**
KRS600-20-F-3	**640**
KRS600-25-F-3	**640**
KRUU10-4	**82**
KRUU10-6	**82**
KRUU10-8	**82**
KRUU12-10	**82**
KRUU12-6	**82**
KRUU12-8	**82**
KRUU16-10	**82**
KRUU16-12	**82**
KRUU16-14	**82**
KRUU16-8	**82**
KRUU20-12	**82**
KRUU20-16	**82**
KRUU24-16	**82**
KRUU24-20	**82**
KRUU32-16	**82**
KRUU32-20	**82**
KRUU32-24	**82**
KRUU4-2	**82**
KRUU6-4	**82**
KRUU8-4	**82**
KRUU8-6	**82**
KSCHS-06-B	**547**
KSCHS-06-G	**547**
KSCHS-06-R	**547**
KSCL-06	**548**
KSCPF-06-B	**547**
KSCPF-06-G	**547**
KSCPF-06-R	**547**
KSCPL-06-R	**547**
KSCPM-06-B	**547**
KSCPM-06-G	**547**
KSCPM-06-R	**547**
KSCPP-06-B	**547**
KSCPP-06-G	**547**
KSCPP-06-R	**547**
KSCR-06	**548**
KSCV-06	**548**
KSS-100-LB	**520**
KSS-12-FAFB	**520**

Code	Page
KSS-12-LB	**520**
KSS-16-FAFB	**520**
KSS1-G	**520**
KSS-20-CB	**520**
KSS-20-FAFB	**520**
KSS-20-LB	**520**
KSS-20-LBS-P1	**520**
KSS-25-FAFB	**520**
KSS-25-LB	**520**
KSS-25-LBS-P1	**520**
KSS-32-CB	**520**
KSS-32-FAFB	**520**
KSS-32-LB	**520**
KSS-40-CB	**520**
KSS-40-FAFB	**520**
KSS-40-LB	**520**
KSS-50-CB	**520**
KSS-50-FAFB	**520**
KSS-50-LB	**520**
KSS-50-LBS-P1	**520**
KSS-63-CB	**520**
KSS-63-FAFB	**520**
KSS-63-LB	**520**
KSS-80-CB	**520**
KSS-80-FAFB	**520**
KSV-06	**549**
KSV-08	**549**
KSV-10	**549**
KSV-15	**549**
KSV-20	**549**
KSV-25	**549**
KSY-06	**547**
KTC-1	**905**
KU-33.006	**537**
KU-33.21.326	**537**
KU-40.100	**537**
KU-50.670	**614**
KU-50.680	**614**
KU-51.020.03.00	**614**
KU-51.020.30.00	**614**
KU-54.022	**614**
KU-54.023	**614**
KU-54.024	**614**
KUNL-100/108	**198**
KUNL-100/114.3	**198**
KUNL-20/25	**198**
KUNL-20/26.9	**198**
KUNL-25/30	**198**
KUNL-25/33.7	**198**
KUNL-32/38	**198**
KUNL-40/44.5	**198**
KUNL-40/48.3	**198**
KUNL-50/57	**198**
KUNL-50/60.3	**198**
KUNL-65/76.1	**198**
KUNL-80/88.9	**198**
KUPL-100/108	**198**
KUPL-100/114.3	**198**
KUPL-15/17.2	**198**
KUPL-15/21.3	**198**
KUPL-20/25	**198**
KUPL-20/26.9	**198**
KUPL-25/30	**198**
KUPL-25/33.7	**198**

Code	Page
KUPL-32/38	**198**
KUPL-32/42.4	**198**
KUPL-40/44.5	**198**
KUPL-40/48.3	**198**
KUPL-50/57	**198**
KUPL-50/60.3	**198**
KUPL-65/76.1	**198**
KUPL-80/88.9	**198**
KV10L	**125**
KV10S	**125**
KV12L	**125**
KV12S	**125**
KV14S	**125**
KV15L	**125**
KV16S	**125**
KV18L	**125**
KV20S	**125**
KV22L	**125**
KV25S	**125**
KV28L	**125**
KV30S	**125**
KV35L	**125**
KV38S	**125**
KV42L	**125**
KV4LL	**125**
KV6L	**125**
KV6LL	**125**
KV6S	**125**
KV8L	**125**
KV8LL	**125**
KV8S	**125**
KVT	**1028**
KZ200-06	**644**
KZ200-08	**644**
KZ300-08	**644**
KZ300-10	**644**
KZ300-15	**644**
KZ400-10	**644**
KZ400-15	**644**
L	
L 41 125	**510**
L 41 160	**510**
L 41 200	**510**
L 41 32	**510**
L 41 40	**510**
L 41 50	**510**
L 41 63	**510**
L 41 80	**510**
L07-100-MPQG	**690**
L10 1021-14	**1005**
L10 1021-38	**1005**
L10 1070-12	**1006**
L10 1070-14	**1006**
L10 1070-34	**1006**
L10 1070-38	**1006**
L10 1071-12	**1006**
L10 1071-14	**1006**
L10 1071-34	**1006**
L10 1071-38	**1006**
L10 6400-1	**1005**
L10 6400-114	**1005**
L10 6400-12	**1005**
L10 6400-34	**1005**
L133B06-1-110	**1033**
L133B06-1-230	**1033**
L133B06-1-24	**1033**
L133B06-1-2450	**1033**
L133B07-34-110	**1033**
L133B07-34-230	**1033**
L133B07-34-24	**1033**
L133B07-34-2450	**1033**
L133B16-12-110	**1033**
L133B16-12-230	**1033**
L133B16-12-24	**1033**
L133B16-12-2450	**1033**
L133B16-38-110	**1033**
L133B16-38-230	**1033**
L133B16-38-24	**1033**
L133B16-38-2450	**1033**
L145R2-1-110	**1033**
L145R2-12-110	**1033**
L145R2-12-230	**1033**
L145R2-12-24	**1033**
L145R2-1-230	**1033**
L145R4-34-110	**1033**
L145R4-34-230	**1033**
L153D07-12-110*	**1034**
L153D07-12-230*	**1034**
L153D07-12-24*	**1034**
L153D07-34-110	**1034**
L153D07-34-230	**1034**
L153D07-34-24	**1034**
L153D5-1-110	**1034**
L153D5-1-230	**1034**
L153D5-1-24	**1034**
L182D01-1-110	**1032**
L182D01-12-110	**1032**
L182D01-12-230	**1032**
L182D01-12-24	**1032**
L182D01-12-2450	**1032**
L182D01-1-230	**1032**
L182D01-1-24	**1032**
L182D01-1-2450	**1032**
L182D01-34-110	**1032**
L182D01-34-230	**1032**
L182D01-34-24	**1032**
L182D01-34-2450	**1032**
L182D01-38-110	**1032**
L182D01-38-230	**1032**
L182D01-38-24	**1032**
L182D01-38-2450	**1032**
L182D48-112-110	**1032**
L182D48-112-230	**1032**
L182D48-112-24	**1032**
L182D48-112-2450	**1032**
L182D48-114-110	**1032**
L182D48-114-230	**1032**
L182D48-114-24	**1032**
L182D48-114-2450	**1032**
L182D48-2-110	**1032**
L182D48-2-230	**1032**
L182D48-2-24	**1032**
L182D48-2-2450	**1032**
L182V09-1-11050	**1031**
L182V09-12-11050	**1031**
L182V09-12-23050	**1031**
L182V09-12-24	**1031**
L182V09-12-2450	**1031**
L182V09-1-23050	**1031**
L182V09-1-24	**1031**
L182V09-1-2450	**1031**
L182V09-34-11050	**1031**
L182V09-34-23050	**1031**
L182V09-34-24	**1031**
L182V09-34-2450	**1031**
L182V09-38-11050	**1031**
L182V09-38-23050	**1031**
L182V09-38-24	**1031**
L182V09-38-2450	**1031**
L282D01-1-110	**1032**
L282D01-112-110	**1032**
L282D01-112-230	**1032**
L282D01-112-24	**1032**
L282D01-112-2450	**1032**
L282D01-12-110	**1032**
L282D01-12-230	**1032**
L282D01-12-24	**1032**
L282D01-12-2450	**1032**
L282D01-1-230	**1032**
L282D01-1-24	**1032**
L282D01-1-2450	**1032**
L282D01-2-110	**1032**
L282D01-2-230	**1032**
L282D01-2-24	**1032**
L282D01-2-2450	**1032**
L282D01-34-110	**1032**
L282D01-34-230	**1032**
L282D01-34-24	**1032**
L282D01-34-2450	**1032**
L282D01-38-110	**1032**
L282D01-38-230	**1032**
L282D01-38-24	**1032**
L282D01-38-2450	**1032**
L282D48-114-110	**1032**
L282D48-114-230	**1032**
L282D48-114-24	**1032**
L282D48-114-2450	**1032**
L282V09-1-11050	**1031**
L282V09-12-11050	**1031**
L282V09-12-23050	**1031**
L282V09-12-24	**1031**
L282V09-12-2450	**1031**
L282V09-1-23050	**1031**
L282V09-1-24	**1031**
L282V09-1-2450	**1031**
L282V09-34-11050	**1031**
L282V09-34-23050	**1031**
L282V09-34-24	**1031**
L282V09-34-2450	**1031**
L282V09-38-11050	**1031**
L282V09-38-23050	**1031**
L282V09-38-24	**1031**
L282V09-38-2450	**1031**
L321B02C-14-110	**1033**
L321B02C-14-230	**1033**
L321B02C-14-24	**1033**
L321B02C-14-2450	**1033**
L633.4/005X10	**1433**
L633.4/005X40	**1433**
L633.4/006X10	**1433**
L633.4/006X40	**1433**
L633.4/008X10	**1433**
L633.4/008X40	**1433**
L633.4/010X10	**1433**
L633.4/010X40	**1433**
L633.4/013X10	**1433**
L633.4/013X40	**1433**
L633.4/016X10	**1433**
L633.4/016X40	**1433**
L633.4/019X10	**1433**
L633.4/019X40	**1433**
L64M-2GP-EDN	**684**
L64M-3GP-EDN	**684**
L64M-4GP-EDN	**684**
L64M-6GP-EDN	**684**
L68M-NNP-ERN	**684**
L82M-2GP-EPN	**686**
L84M-3GP-EPN	**686**
L84M-4GP-EPN	**686**
LAC-1	**273**
LAC-3	**273**
LAC-6	**273**
LAC-7	**273**
LB 10	**1476**
LB-4	**1476**
LB-9	**1476**
LBS-120	**905**
LBS-25	**905**
LBS-63N	**905**
LBU 29	**1476**
LBU-9	**1476**
LCRB2	**1507**
LCRB33	**1507**
LCRB3312	**1507**
LCRB4	**1507**
LCRB5	**1507**
LCRB6	**1507**
LCRB8	**1507**
LD04-1	**1595**
LD10/10K	**1169**
LD10-1	**1595**
LD13/13K	**1169**
LD13-1	**1595**
LD17/17K	**1169**
LD20-1	**1595**
LD21/21K	**1169**
LD26/26K	**1169**
LD33/33K	**1169**
LD40-1	**1595**
LDC-1	**273**
LDC-2	**273**
LDC-3	**273**
LDC-4	**273**
LDC-5	**273**
LDC-6	**273**
LDF21/21K	**1169**
LDF26/26K	**1169**
LDF33/33K	**1169**
LDF42/42K	**1169**
LDF48/48K	**1169**
LDF52/52K	**1169**
LDP04/025	**909**
LDP05/030	**909**
LDP06/040	**909**
LDP08/060	**909**
LDP10/080	**909**
LDP12/100	**909**
LDSRAH06X0.6	**1411**
LDSRAH10X0.6	**1411**
LDSRAH10X0.6-19	**1411**
LDSRAH10X0.6-XF	**1411**
LDSRAH13X0.6	**1411**
LE-0138 08 00	**851**
LE-0138 10 00	**851**
LE-0138 12 00	**851**
LE-0432 10 17	**934**
LE-0432 13 21	**934**
LE-0432 20 27	**934**
LE-0432 23 34	**934**
LE-0437 10 17	**934**
LE-0437 13 21	**934**
LE-0437 18 27	**934**
LE-0437 23 34	**934**
LE-0438 12 21	**934**
LE-0439 07 13	**934**
LE-0439 10 17	**934**
LE-0439 13 21	**934**
LE-0439 18 27	**934**
LE-0439 23 34	**934**
LE-0446 04 10	**933**
LE-0446 07 13	**933**
LE-0446 10 17	**933**
LE-0446 13 21	**933**
LE-0448 06 13	**934**
LE-0448 09 17	**934**
LE-0448 12 21	**934**
LE-0449 07 13	**933**
LE-0449 10 17	**933**
LE-0449 13 21	**933**
LE-0452 04 10	**934**
LE-0452 06 13	**934**
LE-0469 04 10	**933**
LE-0469 07 13	**933**
LE-0469 10 17	**933**
LE-0469 13 21	**933**
LE-0469 18 27	**933**
LE-0469 23 34	**933**
LE-0482 06 13	**934**
LE-0482 09 17	**934**
LE-0482 12 21	**934**
LE-0482 23 34	**934**
LE-0483 04 10	**934**
LE-0483 06 13	**934**
LE-0483 09 17	**934**
LE-0483 12 21	**934**
LE-0489 07 13	**933**
LE-0489 10 17	**933**
LE-0489 13 21	**933**
LE-0489 18 27	**933**
LE-0489 23 34	**933**
LE-0631 00 23	**1602**
LE-0654 00 13	**1602**
LE-0677 00 10	**631**
LE-0677 00 13	**631**
LE-0677 00 17	**631**
LE-0677 00 21	**631**
LE-0677 00 34	**631**
LE-1010P04 00M04	**917**
LE-1010P04 00M07	**917**
LE-1010P06 00M04	**917**

Code	Page
LE-1010P06 00M07	**917**
LE-1010P08 00M02	**917**
LE-1015Y06F00	**907**
LE-1015Y06F01	**907**
LE-1015Y06F04	**907**
LE-1015Y08F00	**907**
LE-1015Y08F01	**907**
LE-1015Y08F04	**907**
LE-1015Y10F00	**907**
LE-1015Y10F01	**907**
LE-1015Y10F04	**907**
LE-1025P06V01	**908**
LE-1025P06V04	**908**
LE-1025P08V01	**908**
LE-1025P08V04	**908**
LE-1025P10V01	**908**
LE-1025P10V04	**908**
LE-1025P12V01	**908**
LE-1025U04R01	**908**
LE-1025U04R04	**908**
LE-1025U04R08	**908**
LE-1025U04R12	**906**
LE-1025U04R13	**906**
LE-1025U04R14	**906**
LE-1025U04R17	**906**
LE-1025U05R08	**908**
LE-1025U06R01	**908**
LE-1025U06R04	**908**
LE-1025U06R08	**908**
LE-1025U06R12	**906**
LE-1025U06R13	**906**
LE-1025U06R14	**906**
LE-1025U06R17	**906**
LE-1025U08R01	**908**
LE-1025U08R04	**908**
LE-1025U08R08	**908**
LE-1025U08R12	**906**
LE-1025U08R13	**906**
LE-1025U08R14	**906**
LE-1025U08R17	**906**
LE-1025U10R01	**908**
LE-1025U10R04	**908**
LE-1025U10R08	**908**
LE-1025U10R14	**906**
LE-1025U12R01	**908**
LE-1025U12R04	**908**
LE-1025U12R08	**908**
LE-1025U12R14	**906**
LE-1025U14R0495	**908**
LE-1025U14R0895	**908**
LE-1075Y12F00	**907**
LE-1075Y12F01	**907**
LE-1075Y12F04	**907**
LE-1096Y62F00	**907**
LE-1096Y62F01	**907**
LE-1096Y62F04	**907**
LE-1098Y56F00	**907**
LE-1098Y56F01	**907**
LE-1098Y56F03	**907**
LE-1098Y56F04	**907**
LE-1098Y60F00	**907**
LE-1098Y60F01	**907**
LE-1098Y60F04	**907**
LE-1100P04R00	**906**
LE-1100P04R01	**906**
LE-1100P04R04	**906**
LE-1100P06R00	**906**
LE-1100P06R01	**906**
LE-1100P06R04	**906**
LE-1100P06V01	**908**
LE-1100P08R00	**906**
LE-1100P08R01	**906**
LE-1100P08R04	**906**
LE-1100P08V01	**908**
LE-1100P08V04	**908**
LE-1100P10R00	**906**
LE-1100P10R01	**906**
LE-1100P10R04	**906**
LE-1100P12R00	**906**
LE-1100P12R01	**906**
LE-1100U03A01	**908**
LE-1100U04R12	**906**
LE-1100U04R13	**906**
LE-1100U04R14	**906**
LE-1100U04R17	**906**
LE-1100U06A01	**908**
LE-1100U06R12	**906**
LE-1100U06R13	**906**
LE-1100U06R14	**906**
LE-1100U06R17	**906**
LE-1100U08A01	**908**
LE-1100U08R12	**906**
LE-1100U08R13	**906**
LE-1100U08R14	**906**
LE-1100U08R17	**906**
LE-1100U10A01	**908**
LE-1100U10R14	**906**
LE-1100U12R14	**906**
LE-1420U04 11	**908**
LE-1420U04 41	**908**
LE-1420U04 44	**908**
LE-1420U06 11	**908**
LE-1420U06 41	**908**
LE-1420U06 44	**908**
LE-1420U08 41	**908**
LE-3091 04 10	**799**
LE-3091 06 10	**799**
LE-3091 08 13	**799**
LE-3101 03 09	**793**
LE-3101 03 19	**793**
LE-3101 04 09	**793**
LE-3101 04 13	**793**
LE-3101 04 19	**793**
LE-3101 04 55	**793**
LE-3101 06 10	**793**
LE-3101 06 13	**793**
LE-3101 06 17	**793**
LE-3101 06 19	**793**
LE-3101 06 21	**793**
LE-3101 06 55	**793**
LE-3101 08 10	**793**
LE-3101 08 13	**793**
LE-3101 08 17	**793**
LE-3101 10 13	**793**
LE-3101 10 17	**793**
LE-3101 10 21	**793**
LE-3101 12 13	**793**
LE-3101 12 17	**793**
LE-3101 12 21	**793**
LE-3101 14 21	**793**
LE-3101 16 17	**793**
LE-3101 16 21	**793**
LE-3102 04 00	**797**
LE-3102 04 06	**797**
LE-3102 06 00	**797**
LE-3102 06 08	**797**
LE-3102 08 00	**797**
LE-3102 08 10	**797**
LE-3102 10 00	**797**
LE-3102 10 12	**797**
LE-3102 12 00	**797**
LE-3102 14 00	**797**
LE-3102 16 00	**797**
LE-3103 04 13	**796**
LE-3103 06 10	**796**
LE-3103 08 10	**796**
LE-3103 08 13	**796**
LE-3103 10 13	**796**
LE-3103 10 21	**796**
LE-3103 12 13	**796**
LE-3103 12 17	**796**
LE-3104 03 00	**797**
LE-3104 04 00	**797**
LE-3104 04 06	**797**
LE-3104 06 00	**797**
LE-3104 06 04	**797**
LE-3104 06 08	**797**
LE-3104 08 00	**797**
LE-3104 08 06	**797**
LE-3104 08 10	**797**
LE-3104 10 00	**797**
LE-3104 10 08	**797**
LE-3104 10 12	**797**
LE-3104 12 00	**797**
LE-3104 12 10	**797**
LE-3104 14 00	**797**
LE-3104 16 00	**797**
LE-3104 16 12	**797**
LE-3106 03 00	**797**
LE-3106 03 04	**797**
LE-3106 04 00	**797**
LE-3106 04 06	**797**
LE-3106 04 08	**797**
LE-3106 06 00	**797**
LE-3106 06 08	**797**
LE-3106 06 10	**797**
LE-3106 08 00	**797**
LE-3106 08 10	**797**
LE-3106 10 00	**797**
LE-3106 10 12	**797**
LE-3106 12 00	**797**
LE-3106 12 14	**797**
LE-3106 12 16	**797**
LE-3106 14 00	**797**
LE-3106 16 00	**797**
LE-3107 06 00	**798**
LE-3108 04 10	**796**
LE-3108 04 13	**796**
LE-3108 06 10	**796**
LE-3108 06 13	**796**
LE-3108 08 10	**796**
LE-3108 08 13	**796**
LE-3108 10 13	**796**
LE-3108 10 17	**796**
LE-3108 10 21	**796**
LE-3108 12 13	**796**
LE-3108 12 17	**796**
LE-3108 12 21	**796**
LE-3108 14 21	**796**
LE-3108 16 17	**796**
LE-3108 16 21	**796**
LE-3109 04 10	**795**
LE-3109 04 13	**795**
LE-3109 06 10	**795**
LE-3109 06 13	**795**
LE-3109 06 17	**795**
LE-3109 06 21	**795**
LE-3109 08 10	**795**
LE-3109 08 13	**795**
LE-3109 08 17	**795**
LE-3109 08 21	**795**
LE-3109 10 13	**795**
LE-3109 10 17	**795**
LE-3109 10 21	**795**
LE-3109 12 13	**795**
LE-3109 12 17	**795**
LE-3109 12 21	**795**
LE-3109 14 17	**795**
LE-3109 14 21	**795**
LE-3109 16 17	**795**
LE-3109 16 21	**795**
LE-3110 04 04	**799**
LE-3110 06 03	**799**
LE-3110 06 04	**799**
LE-3110 12 04	**799**
LE-3110 14 00	**799**
LE-3110 14 02	**799**
LE-3110 14 03	**799**
LE-3110 14 04	**799**
LE-3110 14 05	**799**
LE-3112 06 13	**796**
LE-3113 04 10	**795**
LE-3113 06 10	**795**
LE-3113 06 13	**795**
LE-3113 08 13	**795**
LE-3113 08 17	**795**
LE-3113 10 13	**795**
LE-3113 10 17	**795**
LE-3113 12 17	**795**
LE-3114 04 10	**793**
LE-3114 04 13	**793**
LE-3114 04 19	**793**
LE-3114 06 10	**793**
LE-3114 06 13	**793**
LE-3114 08 10	**793**
LE-3114 08 13	**793**
LE-3114 08 17	**793**
LE-3114 10 13	**793**
LE-3114 10 17	**793**
LE-3114 10 21	**793**
LE-3114 12 17	**793**
LE-3114 12 21	**793**
LE-3116 04 00	**797**
LE-3116 06 00	**797**
LE-3116 08 00	**797**
LE-3116 10 00	**797**
LE-3116 12 00	**797**
LE-3116 14 00	**797**
LE-3119 04 19	**796**
LE-3119 08 13	**796**
LE-3120 04 00	**798**
LE-3120 06 00	**798**
LE-3120 08 00	**798**
LE-3120 10 00	**798**
LE-3121 04 13	**796**
LE-3121 06 13	**796**
LE-3121 10 17	**796**
LE-3122 04 53	**798**
LE-3122 06 05	**798**
LE-3122 08 56	**798**
LE-3122 10 08	**798**
LE-3122 12 10	**798**
LE-3122 12 62	**798**
LE-3126 04 00	**798**
LE-3126 06 00	**798**
LE-3126 08 00	**798**
LE-3126 10 00	**798**
LE-3126 12 00	**798**
LE-3126 14 00	**798**
LE-3126 16 00	**798**
LE-3129 04 13	**795**
LE-3129 06 10	**795**
LE-3129 06 13	**795**
LE-3129 08 10	**795**
LE-3129 08 13	**795**
LE-3129 08 17	**795**
LE-3129 10 17	**795**
LE-3129 12 13	**795**
LE-3129 12 17	**795**
LE-3129 12 21	**795**
LE-3129 14 21	**795**
LE-3131 08 13	**796**
LE-3131 12 21	**796**
LE-3131 14 17	**796**
LE-3132 06 13	**796**
LE-3133 04 19	**795**
LE-3133 06 10	**795**
LE-3133 06 19	**795**
LE-3136 04 10	**797**
LE-3136 06 10	**797**
LE-3136 06 13	**797**
LE-3136 08 10	**797**
LE-3136 08 13	**797**
LE-3136 10 17	**797**
LE-3136 12 17	**797**
LE-3139 04 00	**797**
LE-3139 06 00	**797**
LE-3139 08 00	**797**
LE-3139 10 00	**797**
LE-3139 12 00	**797**
LE-3140 04 00	**797**
LE-3140 04 06	**797**
LE-3140 06 00	**797**
LE-3140 06 08	**797**
LE-3140 08 00	**797**
LE-3140 08 10	**797**
LE-3140 10 00	**797**
LE-3140 10 12	**797**
LE-3140 12 00	**797**
LE-3142 04 06	**798**

Code	Page
LE-3142 06 08	**798**
LE-3142 08 10	**798**
LE-3143 04 06	**798**
LE-3144 04 04	**797**
LE-3144 04 06	**797**
LE-3144 06 06	**797**
LE-3144 06 08	**797**
LE-3146 04 00	**797**
LE-3146 06 00	**797**
LE-3149 04 10	**796**
LE-3149 06 10	**796**
LE-3149 06 13	**796**
LE-3149 08 13	**796**
LE-3149 08 17	**796**
LE-3159 04 10	**799**
LE-3159 06 10	**799**
LE-3159 06 13	**799**
LE-3159 08 10	**799**
LE-3159 08 13	**799**
LE-3166 03 04	**799**
LE-3166 04 06	**799**
LE-3166 04 08	**799**
LE-3166 04 10	**799**
LE-3166 06 08	**799**
LE-3166 06 10	**799**
LE-3166 06 12	**799**
LE-3166 06 14	**799**
LE-3166 08 10	**799**
LE-3166 08 12	**799**
LE-3166 08 14	**799**
LE-3166 10 12	**799**
LE-3166 10 14	**799**
LE-3166 12 14	**799**
LE-3168 06 04	**798**
LE-3168 08 06	**798**
LE-3168 10 08	**798**
LE-3168 12 10	**798**
LE-3169 04 13	**795**
LE-3169 04 19	**795**
LE-3169 06 10	**795**
LE-3169 06 13	**795**
LE-3169 06 19	**795**
LE-3175 04 10	**793**
LE-3175 04 13	**793**
LE-3175 06 10	**793**
LE-3175 06 13	**793**
LE-3175 06 17	**793**
LE-3175 06 21	**793**
LE-3175 08 10	**793**
LE-3175 08 13	**793**
LE-3175 08 17	**793**
LE-3175 08 21	**793**
LE-3175 10 13	**793**
LE-3175 10 17	**793**
LE-3175 10 21	**793**
LE-3175 12 13	**793**
LE-3175 12 17	**793**
LE-3175 12 21	**793**
LE-3175 14 17	**793**
LE-3175 14 21	**793**
LE-3175 16 17	**793**
LE-3175 16 21	**793**
LE-3180 04 00	**798**
LE-3180 08 00	**798**
LE-3182 04 00	**798**
LE-3182 04 06	**798**
LE-3182 06 00	**798**
LE-3182 06 04	**798**
LE-3182 06 08	**798**
LE-3182 08 00	**798**
LE-3182 08 10	**798**
LE-3182 10 00	**798**
LE-3182 10 12	**798**
LE-3182 12 00	**798**
LE-3183 06 00	**798**
LE-3183 08 00	**798**
LE-3184 08 10	**798**
LE-3184 12 00	**798**
LE-3188 06 00	**798**
LE-3188 08 00	**798**
LE-3189 04 19	**799**
LE-3189 06 10	**799**
LE-3189 06 13	**799**
LE-3189 06 19	**799**
LE-3189 08 10	**799**
LE-3189 08 17	**799**
LE-3189 10 13	**799**
LE-3189 10 17	**799**
LE-3192 04 10	**795**
LE-3192 04 13	**795**
LE-3192 06 10	**795**
LE-3192 06 13	**795**
LE-3192 08 10	**795**
LE-3192 08 13	**795**
LE-3192 08 17	**795**
LE-3192 10 13	**795**
LE-3192 10 17	**795**
LE-3192 12 13	**795**
LE-3192 12 17	**795**
LE-3192 12 21	**795**
LE-3193 04 10	**796**
LE-3193 04 19	**796**
LE-3193 06 10	**796**
LE-3193 06 19	**796**
LE-3193 08 10	**796**
LE-3193 08 17	**796**
LE-3193 10 13	**796**
LE-3193 12 17	**796**
LE-3193 14 21	**796**
LE-3199 03 19	**795**
LE-3199 04 09	**795**
LE-3199 04 10	**795**
LE-3199 04 13	**795**
LE-3199 04 19	**795**
LE-3199 04 55	**795**
LE-3199 06 10	**795**
LE-3199 06 13	**795**
LE-3199 06 17	**795**
LE-3199 06 19	**795**
LE-3199 06 21	**795**
LE-3199 06 55	**795**
LE-3199 08 10	**795**
LE-3199 08 13	**795**
LE-3199 08 17	**795**
LE-3199 08 21	**795**
LE-3199 10 13	**795**
LE-3199 10 17	**795**
LE-3199 10 21	**795**
LE-3199 12 13	**795**
LE-3199 12 21	**795**
LE-3199 16 17	**795**
LE-3199 16 21	**795**
LE-3306 06 04	**798**
LE-3306 08 04	**798**
LE-3306 08 06	**798**
LE-3306 10 06	**798**
LE-3306 10 08	**798**
LE-3310 04 13	**798**
LE-3310 06 13	**798**
LE-3310 08 17	**798**
LE-3320 04 00 04	**799**
LE-3320 04 00 07	**799**
LE-3320 04 00 12	**799**
LE-3320 06 00 04	**799**
LE-3320 06 00 07	**799**
LE-3321 04 00 04	**799**
LE-3321 04 00 07	**799**
LE-3321 04 00 12	**799**
LE-3321 06 00 04	**799**
LE-3321 06 00 07	**799**
LE-3329 00 02	**799**
LE-3379 08 00	**799**
LE-3391 10 17	**799**
LE-3524 00 10	**796**
LE-3524 00 13	**796**
LE-3527 00 10	**796**
LE-3527 00 13	**796**
LE-3527 00 17	**796**
LE-3528 00 13	**796**
LE-3529 00 10	**796**
LE-3529 00 13	**796**
LE-3538 06 10	**796**
LE-3538 06 13	**796**
LE-3538 08 13	**796**
LE-3601 04 10	**848**
LE-3601 04 13	**848**
LE-3601 04 52	**848**
LE-3601 04 56	**848**
LE-3601 06 10	**848**
LE-3601 06 13	**848**
LE-3601 06 19	**848**
LE-3601 06 60	**848**
LE-3601 08 10	**848**
LE-3601 08 13	**848**
LE-3601 08 17	**848**
LE-3601 10 13	**848**
LE-3601 10 17	**848**
LE-3601 10 21	**848**
LE-3601 12 13	**848**
LE-3601 12 17	**848**
LE-3601 12 21	**848**
LE-3601 14 17	**848**
LE-3601 14 21	**848**
LE-3602 04 00	**850**
LE-3602 06 00	**850**
LE-3602 08 00	**850**
LE-3602 10 00	**850**
LE-3602 12 00	**850**
LE-3602 14 00	**850**
LE-3603 06 10	**849**
LE-3603 06 13	**849**
LE-3603 08 13	**849**
LE-3603 10 13	**849**
LE-3604 04 00	**850**
LE-3604 06 00	**850**
LE-3604 08 00	**850**
LE-3604 10 00	**850**
LE-3604 12 00	**850**
LE-3604 14 00	**850**
LE-3606 04 00	**849**
LE-3606 06 00	**849**
LE-3606 08 00	**849**
LE-3606 10 00	**849**
LE-3606 12 00	**849**
LE-3606 14 00	**849**
LE-3608 06 10	**849**
LE-3608 06 13	**849**
LE-3608 08 13	**849**
LE-3608 10 13	**849**
LE-3608 12 17	**849**
LE-3608 14 21	**849**
LE-3609 04 10	**848**
LE-3609 04 13	**848**
LE-3609 06 10	**848**
LE-3609 06 13	**848**
LE-3609 08 10	**848**
LE-3609 08 13	**848**
LE-3609 08 17	**848**
LE-3609 10 13	**848**
LE-3609 10 17	**848**
LE-3609 12 13	**848**
LE-3609 12 17	**848**
LE-3609 12 21	**848**
LE-3609 14 21	**848**
LE-3614 04 10	**849**
LE-3614 04 13	**849**
LE-3614 06 10	**849**
LE-3614 06 13	**849**
LE-3614 08 10	**849**
LE-3614 08 13	**849**
LE-3614 10 17	**849**
LE-3614 12 17	**849**
LE-3614 12 21	**849**
LE-3616 04 00	**850**
LE-3616 06 00	**850**
LE-3616 08 00	**850**
LE-3616 10 00	**850**
LE-3616 12 00	**850**
LE-3616 14 00	**850**
LE-3618 04 10	**849**
LE-3618 04 19	**849**
LE-3618 06 10	**849**
LE-3618 06 13	**849**
LE-3618 06 19	**849**
LE-3618 08 10	**849**
LE-3618 08 13	**849**
LE-3618 10 17	**849**
LE-3620 04 00	**850**
LE-3620 06 00	**850**
LE-3620 08 00	**850**
LE-3620 10 00	**850**
LE-3620 12 00	**850**
LE-3621 04 10	**848**
LE-3621 06 10	**848**
LE-3621 06 13	**848**
LE-3621 08 10	**848**
LE-3621 08 13	**848**
LE-3621 10 13	**848**
LE-3621 10 17	**848**
LE-3621 12 17	**848**
LE-3621 12 21	**848**
LE-3622 04 05	**850**
LE-3622 04 53	**850**
LE-3622 06 05	**850**
LE-3622 08 08	**850**
LE-3622 08 56	**850**
LE-3622 10 08	**850**
LE-3622 10 56	**850**
LE-3622 12 08	**850**
LE-3622 12 10	**850**
LE-3622 12 62	**850**
LE-3626 04 00	**850**
LE-3626 06 00	**850**
LE-3626 08 00	**850**
LE-3626 10 00	**850**
LE-3626 12 00	**850**
LE-3629 04 10	**849**
LE-3629 06 10	**849**
LE-3629 06 13	**849**
LE-3629 08 10	**849**
LE-3629 08 13	**849**
LE-3631 04 10	**848**
LE-3631 04 19	**848**
LE-3631 06 10	**848**
LE-3631 06 13	**848**
LE-3631 08 13	**848**
LE-3631 10 13	**848**
LE-3631 10 17	**848**
LE-3631 10 21	**848**
LE-3631 12 17	**848**
LE-3631 12 21	**848**
LE-3631 14 21	**848**
LE-3636 06 10	**850**
LE-3636 06 13	**850**
LE-3636 08 10	**850**
LE-3636 08 13	**850**
LE-3636 10 17	**850**
LE-3636 12 21	**850**
LE-3639 04 00	**850**
LE-3639 06 00	**850**
LE-3639 08 00	**850**
LE-3639 10 00	**850**
LE-3639 12 00	**850**
LE-3666 04 06	**850**
LE-3666 04 08	**850**
LE-3666 06 08	**850**
LE-3666 06 10	**850**
LE-3666 08 10	**850**
LE-3666 08 12	**850**
LE-3666 10 12	**850**
LE-3666 12 14	**850**
LE-3667 06 56	**850**
LE-3668 06 04	**850**
LE-3669 04 10	**848**
LE-3669 04 19	**848**
LE-3669 06 10	**848**
LE-3669 06 13	**848**
LE-3669 08 10	**848**

Code	Page
LE-3669 08 13	**848**
LE-3669 10 13	**848**
LE-3669 10 17	**848**
LE-3669 12 17	**848**
LE-3669 14 21	**848**
LE-3675 04 10	**848**
LE-3675 04 13	**848**
LE-3675 06 10	**848**
LE-3675 06 13	**848**
LE-3675 08 10	**848**
LE-3675 08 13	**848**
LE-3675 08 17	**848**
LE-3675 10 13	**848**
LE-3675 10 17	**848**
LE-3675 10 21	**848**
LE-3675 12 13	**848**
LE-3675 12 17	**848**
LE-3675 12 21	**848**
LE-3675 14 17	**848**
LE-3675 14 21	**848**
LE-3681 04 19	**848**
LE-3693 06 10	**849**
LE-3693 08 13	**849**
LE-3698 04 10	**849**
LE-3698 06 13	**849**
LE-3698 08 13	**849**
LE-3698 14 21	**849**
LE-3699 04 13	**849**
LE-3699 04 19	**849**
LE-3699 04 52	**849**
LE-3699 04 56	**849**
LE-3699 06 10	**849**
LE-3699 06 13	**849**
LE-3699 06 60	**849**
LE-3699 08 10	**849**
LE-3699 08 13	**849**
LE-3699 08 17	**849**
LE-3699 10 13	**849**
LE-3699 10 17	**849**
LE-3699 12 13	**849**
LE-3699 12 17	**849**
LE-3699 12 21	**849**
LE-3699 14 17	**849**
LE-4020 56 00W	**801**
LE-4020 60 00W	**801**
LE-4021 56 14W	**801**
LE-4021 60 18W	**801**
LE-4022 56 14W	**801**
LE-4022 60 18W	**801**
LE-4890 10 10	**628**
LE-4890 13 13	**628**
LE-4890 17 17	**628**
LE-4890 21 21	**628**
LE-4890 27 27	**628**
LE-4890 34 34	**628**
LE-4891 10 10	**628**
LE-4891 13 13	**628**
LE-4891 17 17	**628**
LE-4891 21 21	**628**
LE-4891 27 27	**628**
LE-4891 34 34	**628**
LE-4892 10 10	**628**
LE-4892 13 13	**628**
LE-4892 17 17	**628**
LE-4892 21 21	**628**
LE-4892 27 27	**628**
LE-4892 34 34	**628**
LE-4895 11 11	**628**
LE-4895 14 14	**628**
LE-4895 18 18	**628**
LE-4895 22 22	**628**
LE-60007100	**908**
LE-6101 06 60	**851**
LE-6101 06 65	**851**
LE-6104 04 00	**851**
LE-6105 04 10	**851**
LE-6105 04 13	**851**
LE-6105 04 52	**851**
LE-6105 04 56	**851**
LE-6105 04 57	**851**
LE-6105 04 60	**851**
LE-6105 06 10	**851**
LE-6105 06 13	**851**
LE-6105 06 60	**851**
LE-6106 04 00	**851**
LE-6106 06 00	**851**
LE-6106 08 00	**851**
LE-6114 04 56	**851**
LE-6114 06 56	**851**
LE-6179 04 10	**851**
LE-6179 04 13	**851**
LE-6179 04 52	**851**
LE-6179 04 56	**851**
LE-6179 04 57	**851**
LE-6179 04 60	**851**
LE-6179 06 10	**851**
LE-6179 06 13	**851**
LE-6179 06 65	**851**
LE-6179 08 65	**851**
LE-6302 04 00W	**803**
LE-6302 06 00W	**803**
LE-6302 08 00W	**803**
LE-6302 10 00W	**803**
LE-6302 12 00W	**803**
LE-6302 56 00W	**800**
LE-6302 60 00W	**800**
LE-6302 62 00W	**800**
LE-6304 04 00W	**802**
LE-6304 06 00W	**802**
LE-6304 08 00W	**802**
LE-6304 10 00W	**802**
LE-6304 12 00W	**802**
LE-6304 56 00W	**800**
LE-6304 60 00W	**800**
LE-6304 62 00W	**800**
LE-6305 56 14W	**800**
LE-6306 04 00W	**803**
LE-6306 06 00W	**803**
LE-6306 08 00W	**803**
LE-6306 10 00W	**803**
LE-6306 12 00W	**803**
LE-6306 56 00W	**800**
LE-6306 56 60W	**800**
LE-6306 60 00W	**800**
LE-6306 60 62W	**800**
LE-6306 62 00W	**800**
LE-6315 06 10W	**802**
LE-6315 06 13W	**802**
LE-6315 08 13W	**802**
LE-6315 08 17W	**802**
LE-6315 56 14W	**800**
LE-6315 60 18W	**800**
LE-6316 04 00W	**803**
LE-6316 06 00W	**803**
LE-6316 08 00W	**803**
LE-6316 10 00W	**803**
LE-6316 12 00W	**803**
LE-6316 56 00W	**800**
LE-6316 60 00W	**800**
LE-6316 62 00W	**800**
LE-6322 56 56W	**801**
LE-6322 60 08W	**801**
LE-6322 60 56W	**801**
LE-6322 60 60W	**801**
LE-6322 62 60W	**801**
LE-6326 04 00W	**803**
LE-6326 06 00W	**803**
LE-6326 08 00W	**803**
LE-6326 10 00W	**803**
LE-6326 12 00W	**803**
LE-6326 56 00W	**801**
LE-6340 04 00W	**803**
LE-6340 06 00W	**803**
LE-6340 08 00W	**803**
LE-6340 10 00W	**803**
LE-6340 12 00W	**803**
LE-6340 56 00W	**800**
LE-6340 60 00W	**800**
LE-6340 62 00W	**800**
LE-6351 04 00W	**803**
LE-6351 06 00W	**803**
LE-6351 08 00W	**803**
LE-6351 10 00W	**803**
LE-6351 12 00W	**803**
LE-6351 56 00W	**800**
LE-6351 60 00W	**800**
LE-6366 04 06W	**803**
LE-6366 06 08W	**803**
LE-6366 08 10W	**803**
LE-6366 56 08W	**801**
LE-6366 56 60W	**801**
LE-6366 60 62W	**801**
LE-6382 04 00W	**803**
LE-6382 06 00W	**803**
LE-6382 08 00W	**803**
LE-6382 10 00W	**803**
LE-6382 12 00W	**803**
LE-6382 56 00W	**801**
LE-6382 60 00W	**801**
LE-6382 62 00W	**801**
LE-6388 04 00W	**803**
LE-6388 06 00W	**803**
LE-6388 08 00W	**803**
LE-6388 10 00W	**803**
LE-6388 56 00W	**801**
LE-6388 60 00W	**801**
LE-6402 04 10	**933**
LE-6402 07 13	**933**
LE-6402 10 17	**933**
LE-6402 13 21	**933**
LE-6402 20 27	**933**
LE-6402 23 34	**933**
LE-6503 06 13W	**802**
LE-6503 08 10W	**802**
LE-6503 08 13W	**802**
LE-6503 08 17W	**802**
LE-6503 12 17W	**802**
LE-6503 12 21W	**802**
LE-6505 04 10W	**802**
LE-6505 04 13W	**802**
LE-6505 06 10W	**802**
LE-6505 06 13W	**802**
LE-6505 08 10W	**802**
LE-6505 08 13W	**802**
LE-6505 08 17W	**802**
LE-6505 10 13W	**802**
LE-6505 10 17W	**802**
LE-6505 10 21W	**802**
LE-6505 12 17W	**802**
LE-6505 12 21W	**802**
LE-6508 06 10W	**802**
LE-6508 06 13W	**802**
LE-6508 06 17W	**802**
LE-6508 08 13W	**802**
LE-6508 08 17W	**802**
LE-6508 10 13W	**802**
LE-6508 10 17W	**802**
LE-6508 10 21W	**802**
LE-6508 12 17W	**802**
LE-6508 12 21W	**802**
LE-6509 06 10W	**802**
LE-6509 06 13W	**802**
LE-6509 06 17W	**802**
LE-6509 08 10W	**802**
LE-6509 08 13W	**802**
LE-6509 08 17W	**802**
LE-6509 10 13W	**802**
LE-6509 10 17W	**802**
LE-6509 10 21W	**802**
LE-6509 12 17W	**802**
LE-6509 12 21W	**802**
LE-6521 06 10W	**802**
LE-6521 06 13W	**802**
LE-6521 06 17W	**802**
LE-6521 08 10W	**802**
LE-6521 08 13W	**802**
LE-6521 08 17W	**802**
LE-6521 10 13W	**802**
LE-6521 10 17W	**802**
LE-6521 10 21W	**802**
LE-6521 12 17W	**802**
LE-6521 12 21W	**802**
LE-6579 06 10W	**802**
LE-6579 06 13W	**802**
LE-6579 06 17W	**802**
LE-7010 04 10	**805**
LE-7010 04 19	**805**
LE-7010 06 10	**805**
LE-7010 06 13	**805**
LE-7010 06 19	**805**
LE-7010 08 10	**805**
LE-7010 08 13	**805**
LE-7010 10 13	**805**
LE-7010 10 17	**805**
LE-7011 06 10	**805**
LE-7011 06 13	**805**
LE-7011 06 19	**805**
LE-7011 08 13	**805**
LE-7011 10 13	**805**
LE-7012 04 19	**805**
LE-7030 08 00	**804**
LE-7031 06 00	**804**
LE-7031 08 00	**804**
LE-7040 08 10	**805**
LE-7045 08 17	**805**
LE-7060 06 10	**804**
LE-7060 06 13	**804**
LE-7060 08 10	**804**
LE-7060 08 13	**804**
LE-7060 08 17	**804**
LE-7060 10 13	**804**
LE-7060 10 17	**804**
LE-7060 12 17	**804**
LE-7060 12 21	**804**
LE-7061 04 10	**804**
LE-7061 06 10	**804**
LE-7061 06 13	**804**
LE-7061 08 13	**804**
LE-7061 08 17	**804**
LE-7061 10 17	**804**
LE-7061 12 21	**804**
LE-7062 04 10	**804**
LE-7062 06 10	**804**
LE-7062 06 13	**804**
LE-7062 08 10	**804**
LE-7062 08 13	**804**
LE-7100 06 13	**805**
LE-7100 08 10	**805**
LE-7100 08 13	**805**
LE-7100 12 21	**805**
LE-7100 14 21	**805**
LE-7101 06 13	**805**
LE-7110 13 13	**806**
LE-7110 17 17	**806**
LE-7110 21 21	**806**
LE-7111 13 13	**806**
LE-7130 04 10	**806**
LE-7130 04 19	**806**
LE-7130 06 10	**806**
LE-7130 06 13	**806**
LE-7130 06 19	**806**
LE-7130 08 10	**806**
LE-7130 08 13	**806**
LE-7130 08 17	**806**
LE-7130 10 13	**806**
LE-7130 10 17	**806**
LE-7130 12 17	**806**
LE-7130 12 21	**806**
LE-7140 10 10	**806**
LE-7140 13 13	**806**
LE-7140 17 17	**806**
LE-7140 19 19	**806**
LE-7140 21 21	**806**
LE-7180 04 10	**806**
LE-7180 04 19	**806**
LE-7180 06 10	**806**
LE-7180 08 10	**806**
LE-7190 10 10	**806**
LE-7190 19 19	**806**
LE-7649 04 19	**805**

Code	Page
LE-7649 06 10	**805**
LE-7649 06 19	**805**
LE-7660 03 19	**804**
LE-7660 04 10	**804**
LE-7660 04 19	**804**
LE-7660 06 10	**804**
LE-7660 06 13	**804**
LE-7660 06 19	**804**
LE-7660 08 10	**804**
LE-7660 08 13	**804**
LE-7660 08 17	**804**
LE-7669 03 09	**804**
LE-7669 04 10	**804**
LE-7669 04 19	**804**
LE-7669 06 10	**804**
LE-7669 06 19	**804**
LE-7669 08 13	**804**
LE-7740 06 10	**805**
LE-7770 04 00	**805**
LE-7770 06 00	**805**
LE-7770 08 00	**805**
LE-7770 10 00	**805**
LE-7770 12 00	**805**
LE-7771 10 10	**805**
LE-7771 13 13	**805**
LE-7771 17 17	**805**
LE-7771 21 21	**805**
LE-7772 04 00	**805**
LE-7772 06 00	**805**
LE-7772 08 00	**805**
LE-7776 04 00	**805**
LE-7776 06 00	**805**
LE-7776 08 00	**805**
LE-7776 10 00	**805**
LE-7776 12 00	**805**
LE-7800 04 10	**807**
LE-7800 06 10	**807**
LE-7800 06 13	**807**
LE-7800 08 13	**807**
LE-7802 06 10	**807**
LE-7802 06 13	**807**
LE-7802 08 10	**807**
LE-7802 08 13	**807**
LE-7810 13 13	**806**
LE-7810 17 17	**806**
LE-7812 10 10	**806**
LE-7812 13 13	**806**
LE-7818 04 10	**807**
LE-7818 04 13	**807**
LE-7818 04 17	**807**
LE-7818 04 19	**807**
LE-7818 04 21	**807**
LE-7818 19 10	**807**
LE-7818 19 13	**807**
LE-7820 00 10	**628**
LE-7820 00 13	**628**
LE-7820 00 17	**628**
LE-7820 00 21	**628**
LE-7822 00 10	**628**
LE-7822 00 13	**628**
LE-7822 00 17	**628**
LE-7822 00 21	**628**
LE-7880 06 10	**806**
LE-7880 06 13	**806**
LE-7880 08 13	**806**
LE-7880 08 17	**806**
LE-7880 10 17	**806**
LE-7880 12 21	**806**
LE-7881 13 10	**806**
LE-7881 13 13	**806**
LE-7881 17 17	**806**
LE-7881 21 21	**806**
LE-7883 06 10	**806**
LE-7883 06 13	**806**
LE-7883 08 13	**806**
LE-7892 06 10	**807**
LE-7892 06 13	**807**
LE-7892 08 10	**807**
LE-7892 08 13	**807**
LE-7892 08 17	**807**
LE-7894 06 10	**807**
LE-7894 06 13	**807**
LE-7894 08 10	**807**
LE-7894 08 13	**807**
LE-7894 08 17	**807**
LE-7910 04 00	**935**
LE-7910 06 00	**935**
LE-7910 08 00	**935**
LE-7910 10 00	**935**
LE-7910 12 00	**935**
LE-7911 06 10	**935**
LE-7911 10 17	**935**
LE-7911 12 21	**935**
LE-7913 04 00	**935**
LE-7913 06 00	**935**
LE-7913 08 00	**935**
LE-7913 10 00	**935**
LE-7913 12 00	**935**
LE-7914 06 10	**935**
LE-7914 08 13	**935**
LE-7914 12 21	**935**
LE-7926 05 06	**807**
LE-7926 05 08	**807**
LE-7926 07 10	**807**
LE-7930 10 10	**628**
LE-7930 13 13	**628**
LE-7930 17 17	**628**
LE-7931 10 10	**628**
LE-7931 13 13	**628**
LE-7931 17 17	**628**
LE-7960 05 06	**807**
LE-7960 05 08	**807**
LE-7960 07 10	**807**
LE-7984 06 10	**806**
LE-7984 06 13	**806**
LE-7984 08 10	**806**
LE-7984 08 13	**806**
LE-7985 06 13	**806**
LE-7985 08 13	**806**
LE-7992 56 00W	**801**
LE-7992 60 00W	**801**
LE-7996 04 00	**807**
LE-7996 06 00	**807**
LE-7996 08 00	**807**
LE-7996 10 00	**807**
LE-7996 12 00	**807**
LE-9086 23 13	**389**
LE-9086 23 21	**389**
LE-9086 25 13	**389**
LE-9086 25 17	**389**
LE-9086 25 21	**389**
LE-9087E07 17	**389**
LE-9087E07 21	**389**
LE-9087U06 13	**389**
LE-9087U06 17	**389**
LE-9087U06 21	**389**
LE-9094E07 08	**389**
LE-9094E07 10	**389**
LE-9094E07 13	**389**
LE-9094U06 06	**389**
LE-9094U06 08	**389**
LE-9094U06 10	**389**
LE-9401E07 13	**389**
LE-9401E07 17	**389**
LE-9401E07 21	**389**
LE-9401U06 13	**389**
LE-9401U06 17	**389**
LE-9401U06 21	**389**
LE-9405U06 13	**389**
LE-9405U06 17	**389**
LE-9405U06 21	**389**
LE-9414E07 13	**389**
LE-9414E07 17	**389**
LE-9414E07 21	**389**
LE-9414U06 13	**389**
LE-9414U06 17	**389**
LE-9414U06 21	**389**
LE-9421E07 10	**389**
LE-9421E07 13	**389**
LE-9421U06 06	**389**
LE-9421U06 08	**389**
LE-9421U06 10	**389**
LE-CLIP 04 00	**799**
LE-CLIP 06 00	**799**
LE-CLIP 08 00	**799**
LE-CLIP 10 00	**799**
LE-CLIP 12 00	**799**
LE-CLIP 14 00	**799**
LEM7A	**442**
LEM7NC	**442**
LEMPVC19G	**1590**
LEMPVC19GY	**1590**
LEMPVC25B	**1590**
LEMPVC25BR	**1590**
LEMPVC25G	**1590**
LF1002	**253**
LF1009	**253**
LF1090	**253**
LF150-N-12F	**736**
LF150-S-12F	**736**
LF150-WS-12F	**736**
LF150-WS-12FDA	**736**
LF200-N-12F	**736**
LF200-S-12F	**736**
LF200-WS-12F	**736**
LF200-WS-12FDA	**736**
LF2020	**253**
LF2100	**253**
LF2220	**253**
LF250-N-12F	**736**
LF250-S-12F	**736**
LF250-WS-12F	**736**
LF250-WS-12FDA	**736**
LF3007E	**253**
LF300-N-12F	**736**
LF300-S-12F	**736**
LF300-WS-12F	**736**
LF300-WS-12FDA	**736**
LF3050E	**253**
LF3135E	**253**
LF3330E	**253**
LF3720E	**253**
LFC-1	**1424**
LFC-112	**1424**
LFC-114	**1424**
LFC-2	**1424**
LFC-212	**1424**
LFC-3	**1424**
LFC-4	**1424**
LFH1-10	**1424**
LFH1-100	**1424**
LFH112-10	**1424**
LFH112-100	**1424**
LFH114-10	**1424**
LFH114-100	**1424**
LFH2-10	**1424**
LFH2-100	**1424**
LFH212-10	**1424**
LFH212-100	**1424**
LFH3-10	**1424**
LFH3-100	**1424**
LFH4-10	**1424**
LFH4-100	**1424**
LFH6-10	**1424**
LFH6-100	**1424**
LFH8-10	**1424**
LFH8-100	**1424**
LGSLEEVE-18	**46**
LGSLEEVE-21	**46**
LGSLEEVE-25	**46**
LGSLEEVE-31	**46**
LGSLEEVE-36	**46**
LGSLEEVE-40	**46**
LGSLEEVE-45	**46**
LGSLEEVE-52	**46**
LGSLEEVE-60	**46**
LGSLEEVE-73	**46**
LGSLEEVE-85	**46**
LGSLEEVE-93	**46**
LH17/13K	**334**
LH17/17K	**334**
LH17/21K	**334**
LH19/13K	**338**
LH19/17K	**338**
LH19/21K	**338**
LH25/13K	**355**
LH25/17K	**355**
LHC-1	**273**
LHC-2	**273**
LHC-3	**273**
LHC-4	**273**
LHC-5	**273**
LHC-6	**273**
LL30B2	**1508**
LL30B3	**1508**
LL30B33	**1508**
LL30B4	**1508**
LL30B5	**1508**
LL30B6	**1508**
LL30B8	**1508**
LL45B10	**1510**
LL45B12	**1510**
LL45B2	**1508**
LL45B33	**1508**
LL45B3312	**1508**
LL45B4	**1508**
LL45B5	**1508**
LL45B6	**1508**
LL45B8	**1508**
LL45FF4	**1508**
LL45FF6	**1508**
LL45MF4	**1508**
LL45MF6	**1508**
LL90B10	**1510**
LL90B12	**1510**
LL90B2	**1509**
LL90B33	**1509**
LL90B3312	**1509**
LL90B4	**1509**
LL90B5	**1509**
LL90B6	**1509**
LL90B8	**1509**
LL90FF2TD	**1509**
LL90FF33	**1509**
LL90FF3312	**1509**
LL90FF4	**1509**
LL90FF4TD	**1509**
LL90FF6	**1509**
LL90FF8	**1509**
LL90MF33	**1509**
LL90MF3312	**1509**
LL90MF3312TD	**1509**
LL90MF4	**1509**
LL90MF4TD	**1509**
LL90MF6	**1509**
LL90MF6TD	**1509**
LL90MF8	**1509**
LLC2	**1505**
LLC2OROR	**1505**
LLC33	**1505**
LLC3312	**1505**
LLC33OROR	**1505**
LLC4	**1505**
LLC4OROR	**1505**
LLC5	**1505**
LLC6	**1505**
LLC8	**1505**
LLC8OROR	**1505**
LLCR2	**1506**
LLCR33	**1506**
LLCR3312	**1506**
LLCR4	**1506**
LLCR5	**1506**
LLCR6	**1506**
LLCR8	**1506**
LLF33123URTF	**1506**
LLF333URTF	**1506**
LLF44URTF	**1506**
LLF44URTM	**1506**
LLFBSP112	**1506**

Code	Page
LLFBSP2	**1506**
LLFBSP212	**1506**
LLFBSP33	**1506**
LLFBSP3312	**1506**
LLFBSP4	**1506**
LLFBSP5	**1506**
LLFBSP6	**1506**
LLFBSP8	**1506**
LLFEC2	**1507**
LLFEC33	**1507**
LLFEC3312	**1507**
LLFEC4	**1507**
LLFEC5	**1507**
LLFEC6	**1507**
LLFEC8	**1507**
LLFF10	**1510**
LLFF12	**1510**
LLFFD2	**1507**
LLFFD33	**1507**
LLFFD3312	**1507**
LLFFD4	**1507**
LLFFD6	**1507**
LLFFD8	**1507**
LLFFE162	**1507**
LLFFE1633	**1507**
LLFFE163312	**1507**
LLFFE164	**1507**
LLFFE1646	**1507**
LLFFE165	**1507**
LLFFE166	**1507**
LLFFE168	**1507**
LLFM233	**1508**
LLFM23312	**1508**
LLFM33122	**1508**
LLFM331233	**1508**
LLFM33124	**1508**
LLFM332	**1508**
LLFM333312	**1508**
LLFM334	**1508**
LLFM433	**1508**
LLFM43312	**1508**
LLFM45	**1508**
LLFM46	**1508**
LLFM54	**1508**
LLFM56	**1508**
LLFM64	**1508**
LLFM65	**1508**
LLFM68	**1508**
LLFM86	**1508**
LLFT10	**1510**
LLFT12	**1510**
LLFT2	**1506**
LLFT33	**1506**
LLFT3312	**1506**
LLFT4	**1506**
LLFT5	**1506**
LLFT6	**1506**
LLFT8	**1506**
LLFVSHT12	**1509**
LLFVSHT2	**1509**
LLFVSHT3	**1509**
LLFVSHT4	**1509**
LLFVSHT5	**1509**
LLFVSHT6	**1509**
LLFVSHT8	**1509**
LLFVSM2	**1509**
LLFVSM33	**1509**
LLFVSM3312	**1509**
LLFVSM4	**1509**
LLFVSM5	**1509**
LLFVSM6	**1509**
LLFVSM8	**1509**
LLFWE10	**1510**
LLFWE12	**1510**
LLFWE2	**1507**
LLFWE33	**1507**
LLFWE3312	**1507**
LLFWE4	**1507**
LLFWE5	**1507**
LLFWE6	**1507**
LLFWE8	**1507**
LLGP2	**1509**
LLGP3312	**1509**
LLGP4	**1509**
LLGP6	**1509**
LLGP8	**1509**
LLM44URTF	**1506**
LLM44URTM	**1506**
LLMBSP112	**1506**
LLMBSP2	**1506**
LLMBSP212	**1506**
LLMBSP33	**1506**
LLMBSP3312	**1506**
LLMBSP4	**1506**
LLMBSP5	**1506**
LLMBSP6	**1506**
LLMBSP8	**1506**
LLMEC10	**1510**
LLMEC12	**1510**
LLMEC2	**1507**
LLMEC33	**1507**
LLMEC3312	**1507**
LLMEC4	**1507**
LLMEC5	**1507**
LLMEC6	**1507**
LLMEC8	**1507**
LLMF10	**1510**
LLMF12	**1510**
LLMFD2	**1507**
LLMFD33	**1507**
LLMFD3312	**1507**
LLMFD4	**1507**
LLMFD46	**1507**
LLMFD5	**1507**
LLMFD6	**1507**
LLMFD8	**1507**
LLMFE162	**1507**
LLMFE1633	**1507**
LLMFE163312	**1507**
LLMFE164	**1507**
LLMFE1646	**1507**
LLMFE165	**1507**
LLMFE166	**1507**
LLMFE168	**1507**
LLMSSPIN133	**1508**
LLMSSPIN159194	**1508**
LLMSSPIN50	**1508**
LLMSSPIN76	**1508**
LLMSSPIN89108	**1508**
LLMT10	**1510**
LLMT12	**1510**
LLMT2	**1506**
LLMT33	**1506**
LLMT3312	**1506**
LLMT4	**1506**
LLMT5	**1506**
LLMT6	**1506**
LLMT8	**1506**
LLMWE12	**1510**
LLMWE2	**1507**
LLMWE33	**1507**
LLMWE3312	**1507**
LLMWE4	**1507**
LLMWE5	**1507**
LLMWE6	**1507**
LLMWE8	**1507**
LLOR2	**1506**
LLOR33	**1506**
LLOR3312	**1506**
LLOR4	**1506**
LLOR5	**1506**
LLOR6	**1506**
LLOR8	**1506**
LLOROR2	**1506**
LLOROR33	**1506**
LLOROR3312	**1506**
LLOROR4	**1506**
LLOROR5	**1506**
LLOROR6	**1506**
LLOROR8	**1506**
LLSS4	**1509**
LLSS6	**1509**
LLSSFBSP2	**1505**
LLSSFBSP33	**1505**
LLSSFBSP3312	**1505**
LLSSFBSP4	**1505**
LLSSFBSP5	**1505**
LLSSFBSP6	**1505**
LLSSFEC3312	**1505**
LLSSFEC4	**1505**
LLSSFEC6	**1505**
LLSSFT2	**1505**
LLSSFT3312	**1505**
LLSSFT4	**1505**
LLSSFT6	**1505**
LLSSFT8	**1505**
LLSSFWE2	**1505**
LLSSFWE33	**1505**
LLSSFWE3312	**1505**
LLSSFWE4	**1505**
LLSSFWE6	**1505**
LLSSMBSP2	**1505**
LLSSMBSP33	**1505**
LLSSMBSP3312	**1505**
LLSSMBSP4	**1505**
LLSSMEC2	**1505**
LLSSMEC33	**1505**
LLSSMEC3312	**1505**
LLSSMEC4	**1505**
LLSSMEC5	**1505**
LLSSMEC6	**1505**
LLSSMT2	**1505**
LLSSMT33	**1505**
LLSSMT3312	**1505**
LLSSMT4	**1505**
LLSSMT6	**1505**
LLSSMT8	**1505**
LLSSMWE2	**1505**
LLSSMWE3312	**1505**
LLSSMWE4	**1505**
LLSSMWE6	**1505**
LLTMFF2	**1508**
LLTMFF4	**1508**
LLTMFF6	**1508**
LLTMMF2	**1508**
LLTMMF33	**1508**
LLTMMF3312	**1508**
LLTMMF4	**1508**
LLTMMF5	**1508**
LLTMMF6	**1508**
LLTMMF8	**1508**
LLYFFM2	**1507**
LLYFFM33	**1507**
LLYFFM3312	**1507**
LLYFFM4	**1507**
LLYFFM6	**1507**
LLYMMF2	**1507**
LLYMMF33	**1507**
LLYMMF3312	**1507**
LLYMMF4	**1507**
LLYMMF6	**1507**
LLZD-LL90B2	**1504**
LLZD-LL90B33	**1504**
LLZD-LL90B3312	**1504**
LLZD-LL90B4	**1504**
LLZD-LL90B5	**1504**
LLZD-LL90B6	**1504**
LLZD-LL90B8	**1504**
LLZD-LLC4	**1503**
LLZD-LLCR2	**1503**
LLZD-LLCR33	**1503**
LLZD-LLCR3312	**1503**
LLZD-LLCR5	**1503**
LLZD-LLCR6	**1503**
LLZD-LLCR8	**1503**
LLZD-LLFBSP2	**1503**
LLZD-LLFBSP212	**1503**
LLZD-LLFBSP33	**1503**
LLZD-LLFBSP4	**1503**
LLZD-LLFBSP5	**1503**
LLZD-LLFBSP6	**1503**
LLZD-LLFBSP8	**1503**
LLZD-LLFEC2	**1504**
LLZD-LLFEC33	**1504**
LLZD-LLFEC3312	**1504**
LLZD-LLFEC4	**1504**
LLZD-LLFEC5	**1504**
LLZD-LLFEC6	**1504**
LLZD-LLFEC8	**1504**
LLZD-LLFWE2	**1504**
LLZD-LLFWE33	**1504**
LLZD-LLFWE3312	**1504**
LLZD-LLFWE4	**1504**
LLZD-LLFWE5	**1504**
LLZD-LLFWE6	**1504**
LLZD-LLFWE8	**1504**
LLZD-LLGP2	**1504**
LLZD-LLGP3312	**1504**
LLZD-LLGP4	**1504**
LLZD-LLGP5	**1504**
LLZD-LLGP6	**1504**
LLZD-LLGP8	**1504**
LLZD-LLMBSP2	**1503**
LLZD-LLMBSP212	**1503**
LLZD-LLMBSP33	**1503**
LLZD-LLMBSP4	**1503**
LLZD-LLMBSP5	**1503**
LLZD-LLMBSP6	**1503**
LLZD-LLMBSP8	**1503**
LLZD-LLMEC2	**1504**
LLZD-LLMEC33	**1504**
LLZD-LLMEC3312	**1504**
LLZD-LLMEC4	**1504**
LLZD-LLMEC5	**1504**
LLZD-LLMEC6	**1504**
LLZD-LLMEC8	**1504**
LLZD-LLMWE33	**1503**
LLZD-LLMWE3312	**1503**
LLZD-LLMWE4	**1503**
LLZD-LLMWE5	**1503**
LLZD-LLMWE6	**1503**
LLZD-LLMWE8	**1503**
LLZD-MZFF108	**1503**
LLZD-MZFF133	**1503**
LLZD-MZFF159	**1503**
LLZD-MZFF194	**1503**
LLZD-MZFF89	**1503**
LLZD-MZLLM108	**1503**
LLZD-MZLLM133	**1503**
LLZD-MZLLM159	**1503**
LLZD-MZLLM194	**1503**
LLZD-MZLLM89	**1503**
LLZDUTY-LLC2	**1503**
LLZDUTY-LLC3	**1503**
LLZDUTY-LLC3312	**1503**
LLZDUTY-LLC4	**1503**
LLZDUTY-LLC6	**1503**
LLZDUTY-LLC8	**1503**
LM010411	**836**
LM0104M5	**836**
LM0203E	**836**
LM0303E	**836**
LM0904M5	**838**
LM1FA100-T40	**441**
LM1FA100-T50	**441**
LM1FA100-T60	**441**
LM1FA100-T70	**441**
LM1FA100-T80	**441**
LM1FA150-T40	**441**
LM1FA150-T50	**441**
LM1FA150-T60	**441**
LM1FA150-T70	**441**
LM1FA150-T80	**441**
LM1FA200-T40	**441**
LM1FA200-T50	**441**
LM1FA200-T60	**441**
LM1FA200-T70	**441**
LM1FA200-T80	**441**
LM1FA250-T40	**441**
LM1FA250-T50	**441**

Code	Page
LM1FA250-T60	**441**
LM1FA250-T70	**441**
LM1FA250-T80	**441**
LM1FA300-T40	**441**
LM1FA300-T50	**441**
LM1FA300-T60	**441**
LM1FA300-T70	**441**
LM1FA300-T80	**441**
LM1FA350-T40	**441**
LM1FA350-T50	**441**
LM1FA350-T60	**441**
LM1FA350-T70	**441**
LM1FA350-T80	**441**
LM1FA400-T40	**441**
LM1FA400-T50	**441**
LM1FA400-T60	**441**
LM1FA400-T70	**441**
LM1FA400-T80	**441**
LM1FA450-T40	**441**
LM1FA450-T50	**441**
LM1FA450-T60	**441**
LM1FA450-T70	**441**
LM1FA450-T80	**441**
LM1FA500-T40	**441**
LM1FA500-T50	**441**
LM1FA500-T60	**441**
LM1FA500-T70	**441**
LM1FA500-T80	**441**
LM1TB-0500	**441**
LM1TB-1000	**441**
LM2FA100	**441**
LM2FA150	**441**
LM2FA200	**441**
LM2FA250	**441**
LM2FA300	**441**
LM2FA350	**441**
LM2FA400	**441**
LM2FA450	**441**
LM2FA500	**441**
LMBV-1	**923**
LMBV-112	**923**
LMBV-114	**923**
LMBV-12	**923**
LMBV-2	**923**
LMBV-34	**923**
LMC-1	**1424**
LMC-1000-1312SE	**166**
LMC-112	**1424**
LMC-114	**1424**
LMC-2	**1424**
LMC-212	**1424**
LMC-250-437SE	**166**
LMC-3	**1424**
LMC-312-500SE	**166**
LMC-375-562SE	**166**
LMC-4	**1424**
LMC-5	**1424**
LMC-500-750SE	**166**
LMC-625-875SE	**166**
LMC-750-1062SE	**166**
LMC-875-1187SE	**166**
LN02NP	**1176**
LN04NP	**1176**
LN06NP	**1176**
LN08NP	**1176**
LN-1	**1184**
LN-112	**1184**
LN-114	**1184**
LN12	**1201**
LN-12	**1184**
LN12NP	**1176**
LN-14	**1184**
LN16	**1201**
LN16NP	**1176**
LN-18	**1184**
LN-2	**1184**
LN-212	**1184**
LN-3	**1184**
LN-34	**1184**
LN-38	**1184**
LN-4	**1184**
LNM15NP	**1176**
LNM20NP	**1176**
LNM24NP	**1176**
LNM26NP	**1176**
LNM28NP	**1176**
LOC-1	**273**
LOC-1266117	**1584**
LOC-135278	**1584**
LOC-135279	**1584**
LOC-135280	**1585**
LOC-135428	**1587**
LOC-135483	**1584**
LOC-135522	**1585**
LOC-1379599	**1587**
LOC-142517	**1587**
LOC-1545634	**1585**
LOC-1546952	**1586**
LOC-1546964	**1585**
LOC-1684617	**1586**
LOC-1778011	**1587**
LOC-1808110	**1586**
LOC-195678	**1587**
LOC-195814	**1569**
LOC-2	**273**
LOC-2237457	**1587**
LOC-229342	**1584**
LOC-229360	**1585**
LOC-229873	**1585**
LOC-229875	**1585**
LOC-232515	**1584**
LOC-233695	**1587**
LOC-233733	**1586**
LOC-234228	**1569**
LOC-234258	**1569**
LOC-234458	**1586**
LOC-234573	**1585**
LOC-234795	**1585**
LOC-234853	**1584**
LOC-235330	**1569**
LOC-248	**1584**
LOC-260499	**1585**
LOC-265628	**1586**
LOC-267380	**1584**
LOC-267431	**1584**
LOC-267432	**1584**
LOC-267437	**1585**
LOC-267442	**1585**
LOC-267452	**1569**
LOC-268	**1584**
LOC-270153	**1391**
LOC-272597	**1585**
LOC-272602	**1585**
LOC-297328	**1586**
LOC-298392	**1586**
LOC-3	**273**
LOC-399422	**1569**
LOC-4	**273**
LOC-483283	**1391**
LOC-5	**273**
LOC-504219	**1586**
LOC-561	**1584**
LOC-6	**273**
LOC-760225	**1569**
LOC-8065	**1584**
LOC-871787	**1587**
LOK007-L	**1763**
LOK008-L	**1763**
LOK009-L	**1763**
LOK010-L	**1763**
LOK011-L	**1763**
LOK014	**1762**
LOK020-L	**1762**
LOK023	**1763**
LOK024	**1763**
LOK030	**1762**
LOK043	**1762**
LOK068	**1763**
LOK073	**1763**
LOK116	**1762**
LOK172	**1762**
LOK173	**1762**
LOK229	**1762**
LOK230	**1762**
LOL1	**262**
LPH-12.5	**1556**
LPH-13.5	**1556**
LPH-14.5	**1556**
LPH-16	**1556**
LPH-18	**1556**
LPH-19	**1556**
LPH-19.5	**1556**
LPH-22	**1556**
LPH-23	**1556**
LPH-28	**1556**
LPH-30	**1556**
LPH-33	**1556**
LPH-38	**1556**
LPH-41	**1556**
LR022MS	**1518**
LR022SS	**1518**
LR032MS	**1518**
LR032SS	**1518**
LR040MS	**1518**
LR040SS	**1518**
LR045SS	**1518**
LR050MS	**1518**
LR050SS	**1518**
LR060MS	**1518**
LR060SS	**1518**
LR070MS	**1518**
LR070SS	**1518**
LR080MS	**1518**
LR080SS	**1518**
LR090MS	**1518**
LR090SS	**1518**
LR100MS	**1518**
LR100SS	**1518**
LR110MS	**1518**
LR110SS	**1518**
LR120MS	**1518**
LR120SS	**1518**
LR130MS	**1518**
LR140MS	**1518**
LR140SS	**1518**
LR150MS	**1518**
LR150SS	**1518**
LR160MS	**1518**
LR160SS	**1518**
LU-1000	**1645**
LU-1010	**1645**
LU-1020	**1645**
LU-1030	**1645**
LU-1040	**1645**
LU-1050	**1645**
LU-1060	**1645**
LU-1070	**1645**
LU-1080	**1645**
LU-1090SS	**1645**
LU-1100SS	**1645**
LU-1120SS	**1645**
LU-1130	**1645**
LU-1140	**1645**
LU-1150	**1645**
LU-1160	**1645**
LU-1170	**1645**
LU-1180	**1645**
LU-1190	**1645**
LU-1200	**1645**
LU-1210	**1645**
LU-1220SS	**1645**
LU-1230SS	**1645**
LU-1240SS	**1645**
LU-1250SS	**1645**
LU-1260	**1645**
LU-1270	**1645**
LU-1290SS	**1645**
LU-1300	**1645**
LU-1310	**1645**
LU-1320	**1645**
LU-1330	**1645**
LU-1340SS	**1645**
LU-1360	**1646**
LU-1370	**1646**
LU-1380	**1646**
LU-1390	**1646**
LU-1400	**1646**
LU-1410	**1646**
LU-1420	**1646**
LU-1430	**1646**
LU-1440	**1646**
LU-1450	**1646**
LU-1460	**1646**
LU-1470	**1646**
LU-1480	**1646**
LU-1490	**1646**
LU-1500	**1646**
LU-1510	**1646**
LU-1520	**1646**
LU-1530	**1646**
LU-1540	**1646**
LU-1550	**1646**
LU-1560	**1646**
LU-1570	**1646**
LU-1580	**1646**
LU-1590	**1646**
LU-1600	**1646**
LU-1610	**1646**
LU-1620	**1646**
LU-1630	**1646**
LU-1640	**1646**
LU-1650	**1646**
LU-1670	**1646**
LU-1680	**1646**
LU-1690	**1646**
LU-1700	**1646**
LU-1710	**1647**
LU-1720	**1647**
LU-1730	**1647**
LU-1740	**1647**
LU-1750	**1647**
LU-1760SS	**1647**
LU-1780	**1647**
LU-1790	**1647**
LU-1800	**1647**
LU-1810	**1647**
LU-1820SS	**1647**
LU-1830SS	**1647**
LUE-GTI 20-50 SS	**1484**
LUE-GTI 30-75 SS	**1484**
LUE-KSA 36-39	**1484**
LUE-KSA 63-67	**1484**
LUE-SKD-SEAL	**1483**
LUE-USC-1	**1483**
M	
M/1511	**635**
M/1512	**635**
M/1514	**635**
M/1516	**635**
M/1518	**635**
M/1525/125	**506**
M/1525/200	**506**
M/1525/75	**506**
M/1540/125	**506**
M/1540/200	**506**
M/1540/75	**506**
M/1553/14	**557**
M/1553/8	**557**
M/48/MAZ13J	**591**
M/48/MAZ19J	**591**
M/49/MAZ13J	**591**
M/49/MAZ14J	**591**
M/49/MAZ18J	**591**
M/49/MAZ19J	**591**
M/50/LSU/10V	**506**
M/50/LSU/2V	**506**
M/50/LSU/5V	**506**
M/58301/01	**749**
M/58303/01	**749**
M/58304/01	**749**

Code	Page
M/58305/01	**749**
M/58306/01	**749**
M/58307/01	**749**
M/58403/01	**749**
M/58405/01	**749**
M/58408/01	**749**
M/58410/01	**749**
M/P1501/60	**541**
M/P1501/89	**541**
M/P1501/90	**541**
M/P19063	**591**
M/P35598/1	**590**
M/P35598/10	**590**
M/P35598/2	**590**
M/P35598/3	**590**
M/P35598/4	**590**
M/P35598/5	**590**
M/P35598/6	**590**
M/P35598/8	**590**
M/P35598/9	**590**
M/S1	**635**
M/S2	**635**
M/S3	**635**
M/S4	**635**
M-10L	**117**
M-10L-FT	**159**
M10S	**117**
M-10S-FT	**159**
M-10X2	**111**
M-10X2.5	**111**
M10X30	**108**
M10X35	**108**
M10X40	**108**
M10X45	**108**
M-11X2.5	**111**
M-12L	**117**
M-12L-FT	**159**
M12S	**117**
M-12S-FT	**159**
M-12X2.5	**111**
M12X35	**108**
M12X45	**108**
M12X50	**108**
M12X70	**108**
M14S	**117**
M-14S-FT	**159**
M-14X2.5	**111**
M14X45	**108**
M14X50	**108**
M-15L	**117**
M-15L-FT	**159**
M16S	**117**
M-16S-FT	**159**
M-16X2.5	**111**
M16X55	**108**
M-17X2.5	**111**
M-18L	**117**
M18L-1.4571AGP	**164**
M-18L-FT	**159**
M-19X2.5	**111**
M-19X3	**111**
M1NS2000	**620**
M1TS2VL1	**1045**
M1TS2VL2	**1045**
M1TS2VL3	**1045**
M20S	**117**
M20S-1.4571AGP	**164**
M-20S-FT	**159**
M20X110	**108**
M-20X3	**111**
M20X60	**108**
M20X65	**108**
M20X70	**108**
M2-14	**1220**
M-22L	**117**
M22L-1.4571AGP	**164**
M-22L-FT	**159**
M-22X3	**111**
M24SBLA4850	**1391**
M24SSIL4850	**1391**
M24SSIL7250	**1391**
M24SSIL9650	**1391**
M24SWHI4850	**1391**
M-24X3	**111**
M25S	**117**
M25S-1.4571AGP	**164**
M-25S-FT	**159**
M-25X3	**111**
M-27X3	**111**
M-28L	**117**
M28L-1.4571AGP	**164**
M-28L-FT	**159**
M-28X3	**111**
M293GAS5025	**1391**
M2NS2000	**1046**
M2TS2VL1	**1046**
M2TS2VL2	**1046**
M2TS2VL3	**1046**
M30S	**117**
M30S-1.4571AGP	**164**
M-30S-FT	**159**
M-30X3	**111**
M3122	**757**
M3123	**757**
M3124	**757**
M3132	**757**
M3133	**757**
M3134	**757**
M3-14	**1220**
M3-19	**338**
M3-25	**354**
M-32X3	**111**
M-33X3	**111**
M-35L	**117**
M35L-1.4571AGP	**164**
M-35L-FT	**159**
M-35X3	**111**
M-36X3	**111**
M38S	**117**
M38S-1.4571AGP	**164**
M-38S-FT	**159**
M-38X3	**111**
M-38X4	**111**
M3-TA	**329**
M-3X2	**111**
M-41X4	**111**
M-42L	**117**
M-42L-FT	**159**
M-44X4	**111**
M-4X2	**111**
M53004L-10A	**565**
M-5X2	**111**
M-6L	**117**
M-6L-FT	**159**
M6S	**117**
M-6S-FT	**159**
M-6X2	**111**
M700WHI1212	**1391**
M-7X2	**111**
M8090	**1632**
M837	**635**
M-8L	**117**
M-8L-FT	**159**
M8S	**117**
M-8S-FT	**159**
M-8X2	**111**
M8X25	**108**
M8X30	**108**
M9311	**1720**
M9312	**1720**
M9313	**1720**
M9320	**1720**
M9321	**1720**
M9322	**1720**
M9323	**1720**
M9336	**1720**
M9337	**1720**
M9338	**1720**
M9339	**1720**
M9340	**1720**
MA001B	**635**
MA002B	**635**
MA003B	**635**
MA004B	**635**
MA006B	**635**
MA010C	**635**
MA012C	**635**
MA016C	**635**
MA634V54PA05100	**1043**
MA634V54PA05300	**1043**
MA634V54PA05500	**1043**
MA634V55PA05100	**1043**
MA634V55PA05300	**1043**
MA634V55PA05500	**1043**
MA634V56PA05100	**1043**
MA634V56PA05300	**1043**
MA634V56PA05500	**1043**
MAG 10/25	**1492**
MAG 20/50	**1492**
MAL1/2-75-IMP	**918**
MAL1/4-25-IMP	**918**
MAL1/4-75-IMP	**918**
MAL10-25	**918**
MAL12-25	**918**
MAL3/8-75-IMP	**918**
MAL6-25	**918**
MAL8-25	**918**
MAN12	**1496**
MAN-145.2	**1221**
MAN-145.3	**1221**
MAN-145.4	**1221**
MAN-145.8	**1221**
MAN-151.02	**1221**
MAN-151.03	**1221**
MAN-151.04	**1221**
MAN-151.05	**1221**
MAN-151.06	**1221**
MAN-151.22	**1221**
MAN-151.33	**1221**
MAN-151.44	**1221**
MAN-151.55	**1221**
MAN-152.02	**1221**
MAN-152.03	**1221**
MAN-152.04	**1221**
MAN-152.05	**1221**
MAN-152.06	**1221**
MAN-152.22	**1221**
MAN-152.33	**1221**
MAN-152.44	**1221**
MAN-152.55	**1221**
MAN-153.03	**1221**
MAN-153.04	**1221**
MAN-153.05	**1221**
MAN-153.06	**1221**
MAN-153.33	**1221**
MAN-153.44	**1221**
MAN-153.55	**1221**
MAN-154.02	**1221**
MAN-154.03	**1221**
MAN-154.04	**1221**
MAN-154.05	**1221**
MAN-154.06	**1221**
MAN-154.22	**1221**
MAN-154.33	**1221**
MAN-154.44	**1221**
MAN-154.55	**1221**
MAN-155.02	**1221**
MAN-155.06	**1221**
MAN-155.22	**1221**
MAN-156.02	**1221**
MAN-156.03	**1221**
MAN-156.04	**1221**
MAN-156.05	**1221**
MAN-156.06	**1221**
MAN-156.44	**1221**
MAN-156.55	**1221**
MAN-157.02	**1221**
MAN-157.03	**1221**
MAN-157.04	**1221**
MAN-157.05	**1221**
MAN-157.22	**1221**
MAN-157.33	**1221**
MAN-157.44	**1221**
MAN-157.55	**1221**
MAN20	**1496**
MAN24	**1496**
MAN6	**1496**
MAS-G1/2-WD	**270**
MAS-G1/4-WD	**270**
MAS-G1/8-WD	**270**
MAS-G3/8-WD	**270**
MAV10LR	**130**
MAV10SR	**130**
MAV12LR	**130**
MAV12SR	**130**
MAV6LR	**130**
MAV6SR	**130**
MAV8LR	**130**
MAV8SR	**130**
MB001B	**635**
MB002B	**635**
MB003B	**635**
MB004B	**635**
MB006B	**635**
MB008B	**635**
MB02/04	**1222**
MB02/06	**1222**
MB02/08	**1222**
MB04/02	**1222**
MB04/04	**1222**
MB04/06	**1222**
MB04/08	**1222**
MB04/10	**1222**
MB06/04	**1222**
MB06/04/04	**1222**
MB06/04/06	**1222**
MB06/04/08	**1222**
MB06/06	**1222**
MB06/08	**1222**
MB08/04	**1222**
MB08/06	**1222**
MB08/08	**1222**
MB1	**1167**
MB112	**1167**
MB114	**1167**
MB12	**1167**
MB12/04	**1222**
MB12/06	**1222**
MB12/08/04	**1222**
MB14	**1167**
MB15-10BX	**1420**
MB15-13BX	**1420**
MB1601	**1552**
MB1603	**1552**
MB1705	**1552**
MB1708	**1552**
MB18	**1167**
MB1802	**1552**
MB1803	**1552**
MB1804	**1552**
MB1806	**1552**
MB2	**1167**
MB22-13BX	**1420**
MB22-19BX	**1420**
MB34	**1167**
MB38	**1167**
MB4	**599**
MB5	**599**
MB56	**599**
MB57	**599**
MB58	**599**
MB635V54PA05100	**1043**
MB635V54PA05300	**1043**
MB635V54PA05500	**1043**
MB635V55PA05100	**1043**
MB635V55PA05300	**1043**
MB635V55PA05500	**1043**
MB635V56PA05100	**1043**
MB635V56PA05300	**1043**
MB635V56PA05500	**1043**

Code	Page
MB9	**599**
MB-D200	**654**
MB-D400	**654**
MB-D600	**654**
MBM1	**1167**
MBM12	**1167**
MBM14	**1167**
MBM18	**1167**
MBM34	**1167**
MBM38	**1167**
MBT-10-250N	**175**
MBT-12-250N	**175**
MBT-12-375N	**175**
MBT-12-500N	**175**
MBT-125-125N	**168**
MBT-125-250N	**168**
MBT-16-500N	**175**
MBT-187-125N	**168**
MBT-250-125N	**168**
MBT-250-250N	**168**
MBT-312-125N	**168**
MBT-375-250N	**168**
MBT-375-375N	**168**
MBT-500-375N	**168**
MBT-500-500N	**168**
MBT-6-125N	**175**
MBT-6-250N	**175**
MBT-625-500N	**168**
MBT-750-750N	**168**
MBT-8-125N	**175**
MBT-8-250N	**175**
MBTP-1000-1000PR	**168**
MBTP-1000-1312SE	**168**
MBTP-10-250PR	**175**
MBTP-12-375PR	**175**
MBTP-12-500PR	**175**
MBTP-250-125PR	**168**
MBTP-250-250PR	**168**
MBTP-250-437SE	**168**
MBTP-375-250PR	**168**
MBTP-375-562SE	**168**
MBTP-500-375PR	**168**
MBTP-500-500PR	**168**
MBTP-500-750SE	**168**
MBTP-6-125PR	**175**
MBTP-6-250PR	**175**
MBTP-625-500PR	**168**
MBTP-750-1062SE	**168**
MBTP-750-500PR	**168**
MBTP-750-750PR	**168**
MBTP-8-125PR	**175**
MBTP-8-250PR	**175**
MBU-1	**1113**
MBU-112-ABS	**1098**
MBU-1-ABS	**1098**
MBV12	**926**
MBV12S	**926**
MBV14	**926**
MBV14S	**926**
MBV18	**926**
MBV18S	**926**
MBV34	**926**
MBV34S	**926**
MBV38	**926**

Code	Page
MBV38S	**926**
MBVM12	**926**
MBVM12S	**926**
MBVM14	**926**
MBVM14S	**926**
MBVM18	**926**
MBVM18S	**926**
MBVM34	**926**
MBVM34S	**926**
MBVM38	**926**
MBVM38S	**926**
MC1/2-10	**1420**
MC1/2-13	**1420**
MC1/2-16	**1420**
MC1/4-6	**1420**
MC1/4-8	**1420**
MC1/8-6	**1420**
MC-1000-1000N	**166**
MC-1000-1000RS	**167**
MC-1000-1000RT	**166**
MC-1000-1062SE	**166**
MC-1000-1312SE	**166**
MC-1000-500N	**166**
MC-1000-500RS	**167**
MC-1000-750N	**166**
MC101	**201**
MC10-12	**141**
MC-10-125N	**173**
MC-10-125RT	**173**
MC1016	**201**
MC102	**201**
MC-10-250N	**173**
MC-10-250RS	**173**
MC-10-250RT	**173**
MC-10-375N	**173**
MC-10-375RS	**173**
MC-10-375RT	**173**
MC-10-500N	**173**
MC-10-500RS	**173**
MC-10-500RT	**173**
MC-10-750N	**173**
MC10-8	**141**
MC10-8T	**142**
MC10A1-20	**758**
MC10A1-40	**758**
MC10A2-20	**758**
MC10A2-40	**758**
MC10B1-20	**758**
MC10B1-40	**758**
MC10B2-20	**758**
MC10B2-40	**758**
MC10C1-20	**759**
MC10C1-40	**759**
MC10C2-20	**759**
MC10C2-40	**759**
MC10D1-20	**759**
MC10D1-40	**759**
MC10D2-20	**759**
MC10D2-40	**759**
MC11/4-32	**1420**
MC12-12	**141**
MC-12-125N	**173**
MC-12-125RT	**173**
MC12-12T	**142**

Code	Page
MC-12-250N	**173**
MC-12-250RS	**173**
MC-12-250RT	**173**
MC-12-375N	**173**
MC-12-375RS	**173**
MC-12-375RT	**173**
MC1-25	**1145**
MC-12-500N	**173**
MC-12-500RS	**173**
MC-12-500RT	**173**
MC-125-125N	**166**
MC-125-125RS	**167**
MC-125-125RT	**166**
MC-125-250N	**166**
MC-125-250RS	**167**
MC-125-250RT	**166**
MC-125-312SE	**166**
MC-125-375N	**166**
MC-125-375RS	**167**
MC-125-500N	**166**
MC-125-562SE	**166**
MC-12-750N	**173**
MC-12-750RS	**173**
MC-12-750RT	**173**
MC12-8	**141**
MC12-8T	**142**
MC14-12	**141**
MC-14-250N	**173**
MC-14-375N	**173**
MC-14-500N	**173**
MC-15-500N	**173**
MC-15-500RT	**173**
MC161	**201**
MC1612	**201**
MC16-12	**141**
MC16-12T	**142**
MC16-16	**141**
MC16-16T	**142**
MC162	**201**
MC16-20	**141**
MC-16-250RT	**173**
MC-16-375N	**173**
MC-16-375RS	**173**
MC-16-375RT	**173**
MC-16-500N	**173**
MC-16-500RS	**173**
MC-16-500RT	**173**
MC-16-750N	**173**
MC-16-750RT	**173**
MC-18-500N	**173**
MC-18-500RS	**173**
MC-18-500RT	**173**
MC-187-125N	**166**
MC-187-250N	**166**
MC-18-750N	**173**
MC-18-750RS	**173**
MC-18-750RT	**173**
MC20-16	**141**
MC20-16T	**142**
MC20-20	**141**
MC20-24	**141**
MC-20-500N	**173**
MC-20-500RS	**173**
MC-20-500RT	**173**

Code	Page
MC-20-750N	**173**
MC-20-750RS	**173**
MC-20-750RT	**173**
MC20A1-40	**758**
MC20A1-60	**758**
MC20A2-40	**758**
MC20A2-60	**758**
MC20B1-40	**758**
MC20B1-60	**758**
MC20B2-40	**758**
MC20B2-60	**758**
MC20C1-40	**759**
MC20C1-60	**759**
MC20C2-40	**759**
MC20C2-60	**759**
MC20D1-40	**759**
MC20D1-60	**759**
MC20D2-40	**759**
MC20D2-60	**759**
MC-22-1000N	**173**
MC-22-1000RS	**173**
MC-22-1000RT	**173**
MC-22-750N	**173**
MC-22-750RS	**173**
MC-22-750RT	**173**
MC23A1-40	**758**
MC23A1-60	**758**
MC23A2-40	**758**
MC23A2-60	**758**
MC23B1-40	**758**
MC23B1-60	**758**
MC23B2-40	**758**
MC23B2-60	**758**
MC23C1-40	**759**
MC23C1-60	**759**
MC23C2-40	**759**
MC23C2-60	**759**
MC23D1-40	**759**
MC23D1-60	**759**
MC23D2-40	**759**
MC23D2-60	**759**
MC24-20	**141**
MC24-24	**141**
MC24-24T	**142**
MC-250-125N	**166**
MC-250-125RS	**167**
MC-250-125RT	**166**
MC-250-250N	**166**
MC-250-250RS	**167**
MC-250-250RT	**166**
MC-250-375N	**166**
MC-250-375RS	**167**
MC-250-375RT	**166**
MC-250-437SE	**166**
MC-250-500N	**166**
MC-250-500RS	**167**
MC-250-500RT	**166**
MC-250-750N	**166**
MC-250-750SE	**166**
MC-250-875SE	**166**
MC-25-1000N	**173**
MC-25-1000RS	**173**
MC-25-1000RT	**173**
MC-25-500N	**173**

Code	Page
MC-25-750N	**173**
MC-25-750RS	**173**
MC-25-750RT	**173**
MC25A1-40	**758**
MC25A1-60	**758**
MC25A2-40	**758**
MC25A2-60	**758**
MC25B1-40	**758**
MC25B1-60	**758**
MC25B2-40	**758**
MC25B2-60	**758**
MC25C1-40	**759**
MC25C1-60	**759**
MC25C2-40	**759**
MC25C2-60	**759**
MC3/4-13	**1420**
MC3/4-19	**1145**
MC3/8-10	**1420**
MC3/8-13	**1420**
MC3/8-8	**1420**
MC-312-125N	**166**
MC-312-125RT	**166**
MC-312-250N	**166**
MC-312-250RT	**166**
MC-312-375N	**166**
MC-312-500N	**166**
MC-312-500SE	**166**
MC-3-125N	**173**
MC-3-125RS	**173**
MC-3-125RT	**173**
MC321	**201**
MC3216	**201**
MC322	**201**
MC-3-250N	**173**
MC-3-250RS	**173**
MC-3-250RT	**173**
MC-375-125N	**166**
MC-375-125RT	**166**
MC-375-250N	**166**
MC-375-250RS	**167**
MC-375-250RT	**166**
MC-375-375N	**166**
MC-375-375RS	**167**
MC-375-375RT	**166**
MC-375-437SE	**166**
MC-375-500N	**166**
MC-375-500RS	**167**
MC-375-500RT	**166**
MC-375-562SE	**166**
MC-375-750N	**166**
MC-375-750SE	**166**
MC-375-875SE	**166**
MC-4-125N	**173**
MC-4-125RS	**173**
MC-4-125RT	**173**
MC4-2	**141**
MC-4-250N	**173**
MC-4-250RT	**173**
MC4-4	**141**
MC4-4T	**142**
MC4-6	**141**
MC-500-1000N	**166**
MC-500-1062SE	**166**
MC-500-125N	**166**

Code	Page
MC-500-250N	**166**
MC-500-250RS	**167**
MC-500-250RT	**166**
MC-500-375N	**166**
MC-500-375RS	**167**
MC-500-375RT	**166**
MC-500-500N	**166**
MC-500-500RS	**167**
MC-500-500RT	**166**
MC-500-562SE	**166**
MC-500-750N	**166**
MC-500-750RT	**166**
MC-500-750SE	**166**
MC-500-875SE	**166**
MC-6-125N	**173**
MC-6-125RS	**173**
MC-6-125RT	**173**
MC-6-250N	**173**
MC-6-250RS	**173**
MC-6-250RT	**173**
MC-625-375N	**166**
MC-625-500N	**166**
MC-625-750N	**166**
MC-625-750SE	**166**
MC-625-875SE	**166**
MC-6-375N	**173**
MC-6-375RS	**173**
MC-6-375RT	**173**
MC6-4	**141**
MC6-4T	**142**
MC-6-500N	**173**
MC-6-500RS	**173**
MC-6-500RT	**173**
MC6-6	**141**
MC6-6T	**142**
MC6-8	**141**
MC-750-1000N	**166**
MC-750-1062SE	**166**
MC-750-500N	**166**
MC-750-500RS	**167**
MC-750-750N	**166**
MC-750-750RS	**167**
MC-750-750RT	**166**
MC-750-750SE	**166**
MC8-12	**141**
MC-8-125N	**173**
MC-8-125RS	**173**
MC-8-125RT	**173**
MC-8-250N	**173**
MC-8-250RS	**173**
MC-8-250RT	**173**
MC-8-375N	**173**
MC-8-375RS	**173**
MC-8-375RT	**173**
MC8-4	**141**
MC8-4T	**142**
MC-8-500N	**173**
MC-8-500RS	**173**
MC-8-500RT	**173**
MC8-6	**141**
MC8-6T	**142**
MC-875-1000N	**166**
MC-875-1187SE	**166**
MC-875-750N	**166**
MC8-8	**141**
MC8-8T	**142**
MCG1010	**201**
MCG1012	**201**
MCG105	**201**
MCG106	**201**
MCG108	**201**
MCG1610	**201**
MCG1612	**201**
MCG1614	**201**
MCG1616	**201**
MCG1618	**201**
MCG164	**201**
MCG166	**201**
MCG168	**201**
MCG3210	**201**
MCG3212	**201**
MCG3214	**201**
MCG3218	**201**
MCG3220	**201**
MCG3224	**201**
MCG3226	**201**
MCG3232	**201**
MCG326	**201**
MCG328	**201**
MCGL100	**1641**
MCGL220	**1641**
MCH1	**701**
MCN10	**201**
MCN16	**201**
MCN32	**201**
MCS10	**201**
MCS32	**201**
MCSB10	**201**
MCSB32	**201**
MCT-10	**1213**
MCT-10/30	**1213**
MCT-12	**1213**
MCT-12/30	**1213**
MCT-15/30	**1213**
MCT-4	**1213**
MCT-4/30	**1213**
MCT-5	**1213**
MCT-6	**1213**
MCT-6/30	**1213**
MCT-6-4/30	**1213**
MCT-8	**1213**
MCT-8/30	**1213**
MCWP10	**201**
MCWP32	**201**
MCZAB1	**1531**
MD1-000014-1/4	**696**
MD1-000014-1/8	**696**
MD1-000014-10	**696**
MD1-000014-3/8	**696**
MD1-000014-6	**696**
MD1-000014-8	**696**
MD1-000015-1/4	**696**
MD1-000015-1/8	**696**
MD1-000015-10	**696**
MD1-000015-3/8	**696**
MD1-000015-6	**696**
MD1-000015-8	**696**
MD1-000016-1/4	**696**
MD1-000016-1/8	**696**
MD1-000016-10	**696**
MD1-000016-3/8	**696**
MD1-000016-6	**696**
MD1-000016-8	**696**
MD1-A-1/4	**698**
MD1-A-1/8	**698**
MD1-A-10	**698**
MD1-A-3/8	**698**
MD1-A-6	**698**
MD1-A-8	**698**
MD1-AV	**698**
MD1-B	**698**
MD1-B00	**698**
MD1-C	**698**
MD1-F000	**697**
MD1-F001	**697**
MD1-F050	**697**
MD1-F051	**697**
MD1-F100	**697**
MD1-F101	**697**
MD1-F150	**697**
MD1-F151	**697**
MD1-FC000	**697**
MD1-FC001	**697**
MD1-FC050	**697**
MD1-FC051	**697**
MD1-FC100	**697**
MD1-FC101	**697**
MD1-FC150	**697**
MD1-FC151	**697**
MD1-FCA0	**697**
MD1-FCA1	**697**
MD1-FR0000	**697**
MD1-FR0500	**697**
MD1-FR0800	**697**
MD1-L00	**698**
MD1-R000	**697**
MD1-R010	**697**
MD1-R200	**697**
MD1-R210	**697**
MD1-R400	**697**
MD1-R410	**697**
MD1-R700	**697**
MD1-R710	**697**
MD1-ST/1	**698**
MD1-V01	**698**
MD1-V36	**698**
MD-2	**1220**
MD-3	**1220**
MD-4	**1220**
MD-5	**1220**
MDB500-BLUE	**1749**
MDB500-RED	**1749**
MDC03	**284**
MDPT40.2R.A	**706**
MDS1-10	**1427**
MDS112-10	**1427**
MDS112-30	**1427**
MDS114-10	**1427**
MDS114-30	**1427**
MDS1-30	**1427**
MDS2-10	**1427**
MDS212-10	**1427**
MDS212-30	**1427**
MDS2-30	**1427**
MDS3-10	**1427**
MDS312-10	**1427**
MDS312-30	**1427**
MDS3-30	**1427**
MDS34-30	**1427**
MDS4-10	**1427**
MDS4-30	**1427**
MDS6-10	**1427**
MDS6-30	**1427**
MDS6-6	**1427**
ME-1000-1000N	**169**
ME-1000-750N	**169**
ME-10-250N	**176**
ME-10-250RT	**176**
ME-10-375N	**176**
ME-10-375RT	**176**
ME-10-500N	**176**
ME-10-500RT	**176**
ME10-8	**142**
ME12-12	**142**
ME-12-250N	**176**
ME-12-250RT	**176**
ME-12-375N	**176**
ME-12-375RT	**176**
ME-12-500N	**176**
ME-12-500RT	**176**
ME-125-125N	**169**
ME-125-250N	**169**
ME-12-750N	**176**
ME-12-750RT	**176**
ME12-8	**142**
ME12-8T	**142**
ME-15-500N	**176**
ME16-12T	**142**
ME16-16T	**142**
ME-16-375N	**176**
ME-16-375RT	**176**
ME-16-500N	**176**
ME-16-500RT	**176**
ME-16-750N	**176**
ME-18-500N	**176**
ME-18-500RT	**176**
ME-187-125N	**169**
ME-187-250N	**169**
ME-18-750N	**176**
ME-18-750RT	**176**
ME-20-500N	**176**
ME-20-500RT	**176**
ME-20-750RT	**176**
ME-22-1000N	**176**
ME-22-1000RT	**176**
ME-22-750N	**176**
ME-22-750RT	**176**
ME-250-125N	**169**
ME-250-125RT	**169**
ME-250-250N	**169**
ME-250-250RT	**169**
ME-250-375N	**169**
ME-250-375RT	**169**
ME-250-500N	**169**
ME-250-500RT	**169**
ME-25-1000N	**176**
ME-25-1000RT	**176**
ME-25-750N	**176**
ME-25-750RT	**176**
ME-312-125N	**169**
ME-312-250N	**169**
ME-312-250RT	**169**
ME-312-375N	**169**
ME-3-125RT	**176**
ME-3-250N	**176**
ME-3-250RT	**176**
ME-375-125N	**169**
ME-375-250N	**169**
ME-375-250RT	**169**
ME-375-375N	**169**
ME-375-375RT	**169**
ME-375-500N	**169**
ME-375-750N	**169**
ME-4-125N	**176**
ME-4-125RT	**176**
ME4-2	**142**
ME-4-250N	**176**
ME-4-250RT	**176**
ME4-2T	**142**
ME4-4	**142**
ME4-4T	**142**
ME-500-250N	**169**
ME-500-375N	**169**
ME-500-500N	**169**
ME-500-750N	**169**
ME-6-125N	**176**
ME-6-125RT	**176**
ME-6-250N	**176**
ME-6-250RT	**176**
ME-625-375N	**169**
ME-625-500N	**169**
ME-625-750N	**169**
ME-6-375N	**176**
ME-6-375RT	**176**
ME6-4T	**142**
ME-6-500N	**176**
ME-6-500RT	**176**
ME6-6T	**142**
ME-750-500N	**169**
ME-750-750N	**169**
ME-8-125N	**176**
ME-8-125RT	**176**
ME-8-250N	**176**
ME-8-250RT	**176**
ME-8-375N	**176**
ME-8-375RT	**176**
ME-8-500N	**176**
ME-8-500RT	**176**
ME8-6	**142**
ME8-6T	**142**
ME-875-750N	**169**
ME8-8	**142**
M-EF45E-22	**1219**
M-EF45E-42	**1219**
M-EF90E-10	**1219**
M-EF90E-15	**1219**
M-EF90E-22	**1219**
M-EFCOP-15	**1219**
M-EFET-10	**1219**
M-EFET-15	**1219**

Code	Page
M-EFET-35	**1219**
M-EFET-42	**1219**
M-EFET-54	**1219**
M-EFET-8	**1219**
M-EFRBT-22-15	**1219**
M-EFRBT-28-22	**1219**
M-EFRBT-35-15	**1219**
M-EFRBT-35-22	**1219**
M-EFRBT-35-28	**1219**
M-EFRBT-42-15	**1219**
M-EFRBT-42-22	**1219**
M-EFRBT-42-28	**1219**
M-EFRBT-42-35	**1219**
M-EFRBT-54-28	**1219**
M-EFRBT-54-35	**1219**
M-EFRBT-54-42	**1219**
M-EFSC-28	**1219**
M-EFSC-35	**1219**
M-EFSC-42	**1219**
M-EFSC-54	**1219**
M-EFTC-22	**1219**
M-EFTC-28	**1219**
M-EFTC-8	**1219**
M-EFTCB-15-12	**1219**
M-EFTCB-15-34	**1219**
M-EFTCB-22-34	**1219**
M-EFTCS-15-12	**1219**
M-EFTCS-22-34	**1219**
MEK-TIN	**1100**
MEP-1000-1000PR	**169**
MEP-1000-1312SE	**169**
MEP-1000-750PR	**169**
MEP-10-250PR	**176**
MEP-10-375PR	**176**
MEP-12-250PR	**176**
MEP-12-375PR	**176**
MEP-12-500PR	**176**
MEP-12-750PR	**176**
MEP-250-125PR	**169**
MEP-250-250PR	**169**
MEP-250-437SE	**169**
MEP-250-562SE	**169**
MEP-312-500SE	**169**
MEP-375-250PR	**169**
MEP-375-375PR	**169**
MEP-375-562SE	**169**
MEP-375-750SE	**169**
MEP-500-250PR	**169**
MEP-500-375PR	**169**
MEP-500-500PR	**169**
MEP-500-750SE	**169**
MEP-6-125PR	**176**
MEP-6-250PR	**176**
MEP-625-500PR	**169**
MEP-625-875SE	**169**
MEP-750-1062SE	**169**
MEP-750-500PR	**169**
MEP-750-750PR	**169**
MEP-8-125PR	**176**
MEP-8-250PR	**176**
MEP-875-1187SE	**169**
MF4	**599**
MF5	**599**
MF56	**599**
MF57	**599**
MF58	**599**
MFA1-112-ABS	**1098**
MFA1-1-ABS	**1098**
MFA1-2-ABS	**1098**
MFA1-34-ABS	**1098**
MFA2-12-ABS	**1098**
MFA2-1-ABS	**1098**
MFA2-2-ABS	**1098**
MFA2-34-ABS	**1098**
MFA2-3-ABS	**1098**
MFCB-02	**1719**
MFCB-04	**1719**
MFCB-06	**1719**
MFCB-08	**1719**
MFCN-02	**1719**
MFCN-04	**1719**
MFCN-06	**1719**
MFCN-08	**1719**
MFL02	**1168**
MFL04	**1168**
MFL06	**1168**
MFL08	**1168**
MFL12	**1168**
MFL16	**1168**
MFL20	**1168**
MFL24	**1168**
MFL32	**1168**
MFS10-N1-2	**442**
MFS17-C-2	**442**
MFTA-50-112-UPVC	**1107**
MFU-1	**1184**
MFU-112	**1184**
MFU-114	**1184**
MFU-12	**1184**
MFU-14	**1184**
MFU-2	**1184**
MFU-34	**1184**
MFU-38	**1184**
MFU-4	**1184**
MH04/04S	**1146**
MHA-34-ABS	**1098**
MHM10/04	**1142**
MHM10/05	**1142**
MHM10/06	**1142**
MHM12/04	**1142**
MHM12/05	**1142**
MHM12/06	**1142**
MHM14/06	**1142**
MHM16/06	**1142**
MHM16/08	**1142**
MHM18/06	**1142**
MHM18/08	**1142**
MHM22/08	**1142**
MHM22/12	**1142**
MHM5/03	**1142**
MHM5/04	**1142**
MHM6/04	**1142**
MHM8/04	**1142**
MIB-112X100	**1378**
MIB-112X100N	**1379**
MIB-112X120	**1378**
MIB-112X120N	**1379**
MIB-112X150	**1378**
MIB-112X150N	**1379**
MIB-112X180	**1378**
MIB-112X180N	**1379**
MIB-112X200	**1378**
MIB-112X200N	**1379**
MIB-112X250	**1378**
MIB-112X250N	**1379**
MIB-112X300	**1378**
MIB-112X300N	**1379**
MIB-112X60N	**1379**
MIB-112X80	**1378**
MIB-112X80N	**1379**
MIB-114X100	**1378**
MIB-114X100N	**1379**
MIB-114X120	**1378**
MIB-114X120N	**1379**
MIB-114X125	**1378**
MIB-114X150	**1378**
MIB-114X150N	**1379**
MIB-114X180	**1378**
MIB-114X180N	**1379**
MIB-114X200	**1378**
MIB-114X200N	**1379**
MIB-114X250	**1378**
MIB-114X250N	**1379**
MIB-114X300	**1378**
MIB-114X300N	**1379**
MIB-114X60N	**1379**
MIB-114X80	**1378**
MIB-114X80N	**1379**
MIB-12X100	**1378**
MIB-12X100N	**1379**
MIB-12X120	**1378**
MIB-12X120N	**1379**
MIB-12X150	**1378**
MIB-12X150N	**1379**
MIB-12X180	**1378**
MIB-12X180N	**1379**
MIB-12X200	**1378**
MIB-12X200N	**1379**
MIB-12X250	**1378**
MIB-12X250N	**1379**
MIB-12X30	**1378**
MIB-12X300	**1378**
MIB-12X300N	**1379**
MIB-12X30N	**1379**
MIB-12X40	**1378**
MIB-12X40N	**1379**
MIB-12X50	**1378**
MIB-12X60	**1378**
MIB-12X60N	**1379**
MIB-12X80	**1378**
MIB-12X80N	**1379**
MIB-14X100	**1378**
MIB-14X100N	**1379**
MIB-14X120	**1378**
MIB-14X120N	**1379**
MIB-14X150	**1378**
MIB-14X150N	**1379**
MIB-14X180	**1378**
MIB-14X180N	**1379**
MIB-14X200	**1378**
MIB-14X200N	**1379**
MIB-14X250	**1378**
MIB-14X250N	**1379**
MIB-14X300	**1378**
MIB-14X300N	**1379**
MIB-14X40	**1378**
MIB-14X40N	**1379**
MIB-14X60	**1378**
MIB-14X60N	**1379**
MIB-14X80	**1378**
MIB-14X80N	**1379**
MIB-18X60	**1378**
MIB-18X80	**1378**
MIB-1X100	**1378**
MIB-1X100N	**1379**
MIB-1X120	**1378**
MIB-1X120N	**1379**
MIB-1X150	**1378**
MIB-1X150N	**1379**
MIB-1X180	**1378**
MIB-1X180N	**1379**
MIB-1X200	**1378**
MIB-1X200N	**1379**
MIB-1X250	**1378**
MIB-1X250N	**1379**
MIB-1X30	**1378**
MIB-1X300	**1378**
MIB-1X300N	**1379**
MIB-1X40	**1378**
MIB-1X40N	**1379**
MIB-1X50	**1378**
MIB-1X60	**1378**
MIB-1X60N	**1379**
MIB-1X70	**1378**
MIB-1X80	**1378**
MIB-1X80N	**1379**
MIB-212X100N	**1379**
MIB-212X120N	**1379**
MIB-212X150N	**1379**
MIB-212X180N	**1379**
MIB-212X200N	**1379**
MIB-212X250N	**1379**
MIB-212X300N	**1379**
MIB-2X100	**1378**
MIB-2X100N	**1379**
MIB-2X120	**1378**
MIB-2X120N	**1379**
MIB-2X150	**1378**
MIB-2X150N	**1379**
MIB-2X180	**1378**
MIB-2X180N	**1379**
MIB-2X200	**1378**
MIB-2X200N	**1379**
MIB-2X250	**1378**
MIB-2X250N	**1379**
MIB-2X300	**1378**
MIB-2X300N	**1379**
MIB-2X80	**1378**
MIB-2X80N	**1379**
MIB-34X100	**1378**
MIB-34X1000	**1378**
MIB-34X100N	**1379**
MIB-34X120	**1378**
MIB-34X120N	**1379**
MIB-34X150	**1378**
MIB-34X1500	**1378**
MIB-34X150N	**1379**
MIB-34X180	**1378**
MIB-34X180N	**1379**
MIB-34X200	**1378**
MIB-34X200N	**1379**
MIB-34X250	**1378**
MIB-34X250N	**1379**
MIB-34X30	**1378**
MIB-34X300	**1378**
MIB-34X300N	**1379**
MIB-34X40	**1378**
MIB-34X40N	**1379**
MIB-34X60	**1378**
MIB-34X60N	**1379**
MIB-34X70	**1378**
MIB-34X80	**1378**
MIB-34X80N	**1379**
MIB-38X100	**1378**
MIB-38X100N	**1379**
MIB-38X120	**1378**
MIB-38X120N	**1379**
MIB-38X150	**1378**
MIB-38X150N	**1379**
MIB-38X180	**1378**
MIB-38X180N	**1379**
MIB-38X200	**1378**
MIB-38X200N	**1379**
MIB-38X250	**1378**
MIB-38X250N	**1379**
MIB-38X300	**1378**
MIB-38X300N	**1379**
MIB-38X30N	**1379**
MIB-38X40	**1378**
MIB-38X40N	**1379**
MIB-38X50	**1378**
MIB-38X60	**1378**
MIB-38X60N	**1379**
MIB-38X80	**1378**
MIB-38X80N	**1379**
MIB-3X100N	**1379**
MIB-3X120N	**1379**
MIB-3X150N	**1379**
MIB-3X180N	**1379**
MIB-3X200N	**1379**
MIB-3X250N	**1379**
MIB-3X300N	**1379**
MIB-4X100N	**1379**
MIB-4X120N	**1379**
MIB-4X150N	**1379**
MIB-4X180N	**1379**
MIB-4X200N	**1379**
MIB-4X250N	**1379**
MIB-4X300N	**1379**
MIBOSSW400	**1391**
MIBPB4-M5	**1155**
MIBPM10	**1385**
MIBPM10N	**1385**
MIBPM12	**1385**
MIBPM12N	**1385**
MICT112	**1487**
MICT2	**1487**
MICT212	**1487**
MICT3	**1487**
MICT4	**1487**

Code	Page
MIDTP1	**1385**
MIDTP112	**1385**
MIDTP114	**1385**
MIDTP12	**1385**
MIDTP14	**1385**
MIDTP2	**1385**
MIDTP34	**1385**
MIEHT3-M3	**1155**
MIEHT3-M5	**1155**
MIEHT4-M3	**1155**
MIEHT4-M5	**1155**
MIEHT6-M5	**1155**
MIFF-M5	**1155**
MIFT-M5	**1155**
MIG 10/25	**1492**
MIG 15/35	**1492**
MIG 20/50	**1492**
MIGCM10	**1384**
MIGCM12	**1384**
MIGCM8	**1384**
MIMF-M5	**1155**
MIMHT2-M3	**1155**
MIMHT3-M5	**1155**
MIMHT4-M3	**1155**
MIMHT4-M5	**1155**
MIMHT6-M5	**1155**
MIMM-M5	**1155**
MIMT112	**1487**
MIMT2	**1487**
MIMT212	**1487**
MIMT3	**1487**
MIMT4	**1487**
MIPC3-M5	**1155**
MIPC4-M3	**1155**
MIPC4-M5	**1155**
MIPC4-M6	**1155**
MIPC5-M5	**1155**
MIPC6-M6	**1155**
MIPL4-M3	**1155**
MIPL4-M5	**1155**
MIPL5-M6	**1155**
MIPP-M5	**1155**
MIRB18-M5	**1155**
MIRC-1	**1385**
MIRC-112	**1385**
MIRC-12	**1385**
MIRC-2	**1385**
MIRC-34	**1385**
MISB1	**1384**
MISB112	**1384**
MISB112N	**1384**
MISB114	**1384**
MISB12	**1384**
MISB12N	**1384**
MISB14	**1384**
MISB14N	**1384**
MISB1N	**1384**
MISB2	**1384**
MISB212	**1384**
MISB2N	**1384**
MISB34	**1384**
MISB34N	**1384**
MISB38	**1384**
MISB38N	**1384**
MISB4	**1384**
MISDM10	**1385**
MISDM10X1.0/3M	**1385**
MISDM12X1.0	**1385**
MISDM8	**1385**
MISTP1	**1385**
MISTP112	**1385**
MISTP114	**1385**
MISTP114N	**1385**
MISTP12	**1385**
MISTP12N	**1385**
MISTP14N	**1385**
MISTP1N	**1385**
MISTP2	**1385**
MISTP2N	**1385**
MISTP34	**1385**
MISTP34N	**1385**
MISTP38	**1385**
MISTP38N	**1385**
MIUT-M5	**1155**
MIWRSB-112N	**1385**
MIWRSB-114N	**1385**
MIWRSB-12N	**1385**
MIWRSB-14N	**1385**
MIWRSB-18N	**1385**
MIWRSB-1N	**1385**
MIWRSB-212N	**1385**
MIWRSB-2N	**1385**
MIWRSB-34N	**1385**
MIWRSB-38N	**1385**
MIWRSB-3N	**1385**
MIWRSB-4N	**1385**
MIWRSB-6N	**1385**
MIWRSG-1	**1385**
MIWRSG-112	**1385**
MIWRSG-114	**1385**
MIWRSG-12	**1385**
MIWRSG-14	**1385**
MIWRSG-18	**1385**
MIWRSG-2	**1385**
MIWRSG-212	**1385**
MIWRSG-3	**1385**
MIWRSG-34	**1385**
MIWRSG-38	**1385**
MIWRSG-4	**1385**
MK150HIT-1	**936**
MK150HIT-2	**936**
MK150HIT-3	**936**
MK150HIT-4	**936**
MK150HIT-5	**936**
MK150HIT-6	**936**
MLN12	**70**
MLN14	**70**
MLN16	**70**
MLN18	**70**
MLN20	**70**
MLN22	**70**
MLN24	**70**
MM010411	**836**
MM010611	**836**
MM011504N	**1091**
MM012206N	**1091**
MM012808N	**1091**
MM051504N	**1091**
MM052206N	**1091**
MM052228N	**1091**
MM052818N	**1091**
MM052828N	**1091**
MM501514N	**1091**
MM502216N	**1091**
MML16	**1167**
MNSE10-G02	**846**
MNSE10-G03	**846**
MNSE10-G04	**846**
MNSE12-G02	**846**
MNSE12-G03	**846**
MNSE12-G04	**846**
MNSE4-G01	**846**
MNSE4-G02	**846**
MNSE4-M5	**846**
MNSE6-G01	**846**
MNSE6-G02	**846**
MNSE8-G01	**846**
MNSE8-G02	**846**
MNSE8-G03	**846**
MNSF04	**846**
MNSF06	**846**
MNSF08	**846**
MNSF10	**846**
MNSF12	**846**
MO-14	**656**
MOBI-KIT	**49**
MOK-1	**112**
MOO-MS	**1517**
MOO-MS-BOX	**1517**
MOO-SS	**1517**
MP12-3-M5	**820**
MP1-2-M3	**820**
MP1-2-M5	**820**
MP1-3-M3	**820**
MP1-3-M5	**820**
MP7-2-M3	**820**
MP7-2-M5	**820**
MP7-3-M3	**820**
MP7-3-M5	**820**
MPAOW-04-100	**1435**
MPAOW-05-100	**1435**
MPAOW-06-100	**1435**
MPAOW-08-100	**1435**
MPAOW-10-50	**1435**
MPAOW-12-100	**1435**
MPAOW-16-100	**1435**
MPB10-G02	**846**
MPB10-G03	**846**
MPB10-G04	**846**
MPB12-G03	**846**
MPB12-G04	**846**
MPB14-G03	**846**
MPB14-G04	**846**
MPB4-G01	**846**
MPB4-G02	**846**
MPB4-M5	**846**
MPB6-G01	**846**
MPB6-G02	**846**
MPB6-M5	**846**
MPB8-G01	**846**
MPB8-G02	**846**
MPB8-G03	**846**
MPB8-G04	**846**
MPC10-02	**845**
MPC10-03	**845**
MPC10-04	**845**
MPC10-G02	**845**
MPC10-G03	**845**
MPC10-G04	**845**
MPC12-02	**845**
MPC12-03	**845**
MPC12-04	**845**
MPC12-G02	**845**
MPC12-G03	**845**
MPC12-G04	**845**
MPC14-G03	**845**
MPC14-G04	**845**
MPC4-01	**845**
MPC4-02	**845**
MPC4-G01	**845**
MPC4-G02	**845**
MPC4-M5	**845**
MPC4-M6	**845**
MPC6-01	**845**
MPC6-02	**845**
MPC6-G01	**845**
MPC6-G02	**845**
MPC6-G03	**845**
MPC6-G04	**845**
MPC6-M5	**845**
MPC6-M6	**845**
MPC8-01	**845**
MPC8-02	**845**
MPC8-03	**845**
MPC8-G01	**845**
MPC8-G02	**845**
MPC8-G03	**845**
MPC8-G04	**845**
MPCF10-G02	**845**
MPCF10-G03	**845**
MPCF10-G04	**845**
MPCF12-G02	**845**
MPCF12-G03	**845**
MPCF12-G04	**845**
MPCF4-G01	**845**
MPCF4-G02	**845**
MPCF6-G01	**845**
MPCF6-G02	**845**
MPCF8-G01	**845**
MPCF8-G02	**845**
MPCF8-G03	**845**
MPCFJ10-G02	**846**
MPCFJ10-G03	**846**
MPCFJ10-G04	**846**
MPCFJ12-G02	**846**
MPCFJ12-G03	**846**
MPCFJ12-G04	**846**
MPCFJ4-G01	**846**
MPCFJ4-G02	**846**
MPCFJ6-G01	**846**
MPCFJ6-G02	**846**
MPCFJ8-G02	**846**
MPCFJ8-G03	**846**
MPCFJ8-G04	**846**
MPCJ10-G02	**846**
MPCJ10-G03	**846**
MPCJ10-G04	**846**
MPCJ12-G02	**846**
MPCJ12-G03	**846**
MPCJ12-G04	**846**
MPCJ4-G01	**846**
MPCJ4-G02	**846**
MPCJ6-G01	**846**
MPCJ6-G02	**846**
MPCJ8-G02	**846**
MPCJ8-G03	**846**
MPCJ8-G04	**846**
MPCS10-G02	**845**
MPCS10-G03	**845**
MPCS10-G04	**845**
MPCS12-G02	**845**
MPCS12-G03	**845**
MPCS12-G04	**845**
MPCS14-G03	**845**
MPCS14-G04	**845**
MPCS4-01	**845**
MPCS4-G01	**845**
MPCS4-G02	**845**
MPCS4-M5	**845**
MPCS6-01	**845**
MPCS6-02	**845**
MPCS6-G01	**845**
MPCS6-G02	**845**
MPCS6-G03	**845**
MPCS6-G04	**845**
MPCS6-M5	**845**
MPCS8-01	**845**
MPCS8-02	**845**
MPCS8-G01	**845**
MPCS8-G02	**845**
MPCS8-G03	**845**
MPCS8-G04	**845**
MPG10-8	**846**
MPG12-10	**846**
MPG6-4	**846**
MPG8-6	**846**
MPH4-G01	**846**
MPH4-M5	**846**
MPH6-G01	**846**
MPH8-G01	**846**
MPH8-G02	**846**
MPJG10-4	**846**
MPJG10-6	**846**
MPJG10-8	**846**
MPJG12-10	**846**
MPJG12-8	**846**
MPJG6-4	**846**
MPJG8-4	**846**
MPJG8-6	**846**
MPL10-02	**846**
MPL10-03	**846**
MPL10-04	**846**
MPL10-G02	**846**
MPL10-G03	**846**
MPL10-G04	**846**
MPL12-02	**846**
MPL12-03	**846**
MPL12-04	**846**
MPL12-G02	**846**
MPL12-G03	**846**

Code	Page
MPL12-G04	**846**
MPL14-G03	**846**
MPL14-G04	**846**
MPL4-01	**846**
MPL4-G01	**846**
MPL4-G02	**846**
MPL4-M5	**846**
MPL6-01	**846**
MPL6-02	**846**
MPL6-G01	**846**
MPL6-G02	**846**
MPL6-M5	**846**
MPL8-01	**846**
MPL8-02	**846**
MPL8-03	**846**
MPL8-04	**846**
MPL8-G01	**846**
MPL8-G02	**846**
MPL8-G03	**846**
MPL8-G04	**846**
MPLF10-G02	**845**
MPLF4-G01	**845**
MPLF6-G01	**845**
MPLF6-G02	**845**
MPLF8-G02	**845**
MPLF8-G04	**845**
MPLL10-G02	**846**
MPLL10-G03	**846**
MPLL10-G04	**846**
MPLL12-G02	**846**
MPLL12-G03	**846**
MPLL12-G04	**846**
MPLL4-G01	**846**
MPLL6-G01	**846**
MPLL6-G02	**846**
MPLL8-G01	**846**
MPLL8-G02	**846**
MPLL8-G03	**846**
MPM-10	**846**
MPM-12	**846**
MPM303X10	**756**
MPM303X12	**756**
MPM303X14	**756**
MPM303X16	**756**
MPM303X6	**756**
MPM303X8	**756**
MPM-4	**846**
MPM-6	**846**
MPM-8	**846**
MPMF6-G01	**845**
MPMF6-G02	**845**
MPP007	**49**
MPP008	**49**
MPP010	**49**
MPP012	**49**
MPP014	**49**
MPP016	**49**
MPP018	**49**
MPP020	**49**
MPP022	**49**
MPP024	**49**
MPP026	**49**
MPP028	**49**
MPP030	**49**
MPP033	**49**
MPP035	**49**
MPP040	**49**
MPP045	**49**
MPP050	**49**
MPP055	**49**
MPP060	**49**
MPUC-10	**846**
MPUC-12	**846**
MPUC-14	**846**
MPUC-4	**846**
MPUC-6	**846**
MPUC-8	**846**
MPUL-10	**846**
MPUL-12	**846**
MPUL-14	**846**
MPUL-4	**846**
MPUL-6	**846**
MPUL-8	**846**
MPUT-10	**846**
MPUT-12	**846**
MPUT-14	**846**
MPUT-4	**846**
MPUT-6	**846**
MPUT-8	**846**
MPY-6	**846**
MPY-8	**846**
MR74	**1761**
MRD522	**1761**
MRDP-1	**1634**
MRDP-2	**1634**
MRDP-3	**1634**
MRDP-4	**1634**
MRDP-5	**1634**
MRT-12-250N	**175**
MRT-12-375N	**175**
MRT-12-500N	**175**
MRT-125-125N	**168**
MRT-125-250N	**168**
MRT-16-500N	**175**
MRT-187-125N	**168**
MRT-250-125N	**168**
MRT-250-250N	**168**
MRT-312-125N	**168**
MRT-375-250N	**168**
MRT-375-375N	**168**
MRT-500-375N	**168**
MRT-500-500N	**168**
MRT-6-125N	**175**
MRT-6-250N	**175**
MRT-625-500N	**168**
MRT-750-750N	**168**
MRT-8-250N	**175**
MRTP-1000-1000PR	**169**
MRTP-1000-1312SE	**169**
MRTP-10-250PR	**175**
MRTP-12-375PR	**175**
MRTP-12-500PR	**175**
MRTP-250-125PR	**169**
MRTP-250-250PR	**169**
MRTP-250-437SE	**169**
MRTP-375-250PR	**169**
MRTP-375-562SE	**169**
MRTP-500-375PR	**169**
MRTP-500-500PR	**169**
MRTP-500-750SE	**169**
MRTP-6-125PR	**175**
MRTP-6-250PR	**175**
MRTP-625-500PR	**169**
MRTP-750-1062SE	**169**
MRTP-750-500PR	**169**
MRTP-750-750PR	**169**
MRTP-8-125PR	**175**
MRTP-8-250PR	**175**
MS100SC-BNT14K	**424**
MS10SC-BNT14K	**424**
MS1901	**1523**
MS1902	**1523**
MS1903	**1523**
MS1904	**1523**
MS1905	**1523**
MS1906	**1523**
MS1907	**1523**
MS1908	**1523**
MS1909	**1523**
MS1910	**1523**
MS1911	**1523**
MS1912	**1523**
MS1913	**1523**
MS1914	**1523**
MS1915	**1523**
MS1916	**1523**
MS1917	**1523**
MS1918	**1523**
MS1919	**1523**
MS1920	**1523**
MS1921	**1523**
MS1922	**1523**
MS1923	**1523**
MS1924	**1523**
MS1925	**1523**
MS1926	**1523**
MS1927	**1523**
MS1928	**1523**
MS1929	**1523**
MS1930	**1523**
MS1931	**1523**
MS1932	**1523**
MS1933	**1523**
MS1934	**1523**
MS1935	**1523**
MS1936	**1523**
MS1937	**1523**
MS1938	**1523**
MS1939	**1523**
MS1940	**1523**
MS1941	**1523**
MS1942	**1523**
MS1943	**1523**
MS1944	**1523**
MS1945	**1523**
MS1946	**1523**
MS1947	**1523**
MS1948	**1523**
MS20-A	**760**
MS20-B	**760**
MS20-C	**760**
MS20-D	**760**
MS2SC-BNT14K	**424**
MS40-A	**760**
MS40-B	**760**
MS40-C	**760**
MS40-D	**760**
MS50SC-BNT14K	**424**
MS60-A	**760**
MS60-B	**760**
MS60-C	**760**
MS60-D	**760**
MSB12-12	**1207**
MSB14-14	**1207**
MSB14-18	**1207**
MSB38-14	**1207**
MSB38-38	**1207**
MSCT-10	**1215**
MSCT-12	**1215**
MSCT-6	**1215**
MSCT-8	**1215**
MSE12-12	**1208**
MSE12-14	**1208**
MSE12-38	**1208**
MSE14-14	**1208**
MSE14-18	**1208**
MSE14-38	**1208**
MSE18-18	**1208**
MSE316-14	**1208**
MSE316-18	**1208**
MSE34-34	**1208**
MSE38-14	**1208**
MSE38-18	**1208**
MSE38-38	**1208**
MSE516-14	**1208**
MSE516-18	**1208**
MSHAR2AT-04-100	**10**
MSHAR2AT-06-100	**10**
MSHAR2AT-08-100	**10**
MSHAR2AT-12-50	**10**
MSHAR2AT-16-50	**10**
MSP1-1	**1207**
MSP12-12	**1207**
MSP12-34	**1207**
MSP12-38	**1207**
MSP14-14	**1207**
MSP14-18	**1207**
MSP14-38	**1207**
MSP18-14	**1207**
MSP18-18	**1207**
MSP316-14	**1207**
MSP316-18	**1207**
MSP316-38	**1207**
MSP34-12	**1207**
MSP34-34	**1207**
MSP38-12	**1207**
MSP38-14	**1207**
MSP38-18	**1207**
MSP38-38	**1207**
MSP516-12	**1207**
MSP516-14	**1207**
MSP516-18	**1207**
MSP516-38	**1207**
MSR14-14	**1208**
MSR14-18	**1208**
MSR38-38	**1208**
M-SR45EL-15	**1218**
M-SR45EL-22	**1218**
M-SR45EL-35	**1218**
M-SR45EL-45	**1218**
MSR516-14	**1208**
M-SR90-10	**1218**
M-SR90-15	**1218**
M-SR90-22	**1218**
M-SR90-28	**1218**
M-SR90-35	**1218**
M-SR90-42	**1218**
M-SR90-54	**1218**
M-SR90-8	**1218**
M-SRBTC-15-12	**1218**
M-SREC-15	**1218**
M-SREC-22	**1218**
M-SRET-10	**1218**
M-SRET-15	**1218**
M-SRET-22	**1218**
M-SRET-28	**1218**
M-SRET-42	**1218**
M-SRRB-22-15	**1218**
M-SRRB-28-15	**1218**
M-SRRB-28-22	**1218**
M-SRRB-42-15	**1218**
M-SRRB-42-22	**1218**
M-SRRB-42-28	**1218**
M-SRRB-42-35	**1218**
M-SRRB-54-15	**1218**
M-SRRB-54-22	**1218**
M-SRRB-54-28	**1218**
M-SRRB-54-35	**1218**
M-SRRB-54-42	**1218**
M-SRRC-10-8	**1218**
M-SRRC-15-10	**1218**
M-SRRC-22-15	**1218**
M-SRRC-28-22	**1218**
M-SRRF-22-15	**1218**
M-SRRF-28-15	**1218**
M-SRRF-28-22	**1218**
M-SRRF-35-22	**1218**
M-SRRF-35-28	**1218**
M-SRRF-42-15	**1218**
M-SRRF-42-28	**1218**
M-SRRF-42-35	**1218**
M-SRRF-54-22	**1218**
M-SRRF-54-35	**1218**
M-SRRF-54-42	**1218**
M-SRSC10	**1218**
M-SRSC-22	**1218**
M-SRSC-28	**1218**
M-SRSC-35	**1218**
M-SRSC-42	**1218**
M-SRSC-54	**1218**
M-SRST90-15	**1218**
M-SRST90-22	**1218**
M-SRST90-28	**1218**
M-SRTC-15-12	**1218**
M-SRTC-15-34	**1218**
M-SRTC-22-34	**1218**
MSS.AB	**1624**
MSSPVC	**1633**
MST 38/35	**1492**
MST 50	**1492**

Code	Page
MST12-12	**1207**
MST12-14	**1207**
MST12-38	**1207**
MST14-12	**1207**
MST14-14	**1207**
MST14-18	**1207**
MST14-38	**1207**
MST18-14	**1207**
MST18-18	**1207**
MST316-14	**1207**
MST316-18	**1207**
MST34-12	**1207**
MST34-34	**1207**
MST38-12	**1207**
MST38-14	**1207**
MST38-18	**1207**
MST38-38	**1207**
MST516-14	**1207**
MST516-18	**1207**
MST516-38	**1207**
MT77724	**1588**
MT77748	**1588**
MTA-110-3-UPVC	**1104**
MTA-110-4-UPVC	**1104**
MTA-110-5-UPVC	**1104**
MTA-12-38-UPVC	**1104**
MTA-16-12-UPVC	**1104**
MTA-16-38-UPVC	**1104**
MTA-20-12-UPVC	**1104**
MTA-20-34-UPVC	**1104**
MTA-20-38-UPVC	**1104**
MTA-25-12-UPVC	**1104**
MTA-25-1-UPVC	**1104**
MTA-25-34-UPVC	**1104**
MTA-32-114-UPVC	**1104**
MTA-32-1-UPVC	**1104**
MTA-32-34UPVC	**1104**
MTA-40-112-UPVC	**1104**
MTA-40-114-UPVC	**1104**
MTA-40-1-UPVC	**1104**
MTA-50-112-UPVC	**1104**
MTA-50-114-UPVC	**1104**
MTA-50-2-UPVC	**1104**
MTA-63-112-UPVC	**1104**
MTA-63-212-UPVC	**1104**
MTA-63-2-UPVC	**1104**
MTA-75-212-UPVC	**1104**
MTA-75-2-UPVC	**1104**
MTA-75-3-UPVC	**1104**
MTA-90-212-UPVC	**1104**
MTA-90-3-UPVC	**1104**
MTA-90-4-UPVC	**1104**
MTC-300	**260**
MTC-450	**260**
MTC-525	**260**
MTC-600	**260**
MTP/B02-M16/2S	**71**
MTS-10	**1213**
MTS-12	**1213**
MTS-15	**1213**
MTS-16	**1213**
MTS-18	**1213**
MTS-22	**1213**
MTS-28	**1213**
MTS-4	**1213**
MTS-6	**1213**
MTS-8	**1213**
MU05	**1172**
MU05/10	**1172**
MU10	**1172**
MU10/13	**1172**
MU10/17	**1172**
MU10/21	**1172**
MU13	**1172**
MU13/17	**1172**
MU13/21	**1172**
MU17	**1172**
MU17/21	**1172**
MU17/26	**1172**
MU21	**1172**
MU21/26	**1172**
MU21/33	**1172**
MU26	**1172**
MU26/33	**1172**
MU33	**1172**
MV-10L-4N	**157**
MV-10L-4RG	**157**
MV-10L-8N	**157**
MV-10L-8RG	**157**
MV-10S-4RG	**157**
MV-10S-8N	**157**
MV-10S-8RG	**157**
MV-12L-4N	**157**
MV-12L-4RG	**157**
MV-12L-8N	**157**
MV-12L-8RG	**157**
MV-12S-4RG	**157**
MV-12S-8N	**157**
MV-12S-8RG	**157**
MV-6L-4N	**157**
MV-6L-4RG	**157**
MV-6L-8N	**157**
MV-6L-8RG	**157**
MV-6S-8N	**157**
MV-6S-8RG	**157**
MV-8L-4N	**157**
MV-8L-4RG	**157**
MV-8L-8N	**157**
MV-8L-8RG	**157**
MV-8S-4RG	**157**
MV-8S-8N	**157**
MV-8S-8RG	**157**
MVC04	**246**
MVC06	**246**
MVC08	**246**
MVC12	**246**
MVC16	**246**
MVC20	**246**
MVC24	**246**
MVC32	**246**
MVS-12	**926**
MVS-14	**926**
MVS-38	**926**
MVSM-12	**926**
MVSM-14	**926**
MVSM-18	**926**
MVSM-38	**926**
MW011504N	**883**
MW012206N	**883**
MW012808N	**883**
MW012818N	**883**
MW052206N	**883**
MW052818N	**883**
MW502216N	**883**
MWC-1000-1000	**171**
MWC-10-250	**177**
MWC-10-500	**177**
MWC-12-250	**177**
MWC-12-375	**177**
MWC-12-500	**177**
MWC-125-125	**171**
MWC-14-375	**177**
MWC-15-500	**177**
MWC-16-500	**177**
MWC-18-500	**177**
MWC-187-125	**171**
MWC-250-125	**171**
MWC-250-250	**171**
MWC-312-125	**171**
MWC-312-250	**171**
MWC-3-125	**177**
MWC-375-250	**171**
MWC-375-375	**171**
MWC-375-500	**171**
MWC-375-750	**171**
MWC-4-125	**177**
MWC-500-375	**171**
MWC-500-500	**171**
MWC-500-750	**171**
MWC-6-125	**177**
MWC-6-250	**177**
MWC-625-500	**171**
MWC-750-750	**171**
MWC-8-125	**177**
MWC-8-250	**177**
MWC-8-500	**177**
MWE-250-125	**171**
MWE-250-250	**171**
MWE-375-250	**171**
MWE-500-500	**171**
MWE-750-750	**171**
MX1518410X4	**250**
MX1591.4.10X4	**250**
MX2-1/2-AV	**694**
MX2-1/2-B00	**694**
MX2-1/2-F00	**692**
MX2-1/2-F03	**692**
MX2-1/2-FC00	**692**
MX2-1/2-FC03	**692**
MX2-1/2-FCA	**693**
MX2-1/2-FL	**694**
MX2-1/2-L00	**693**
MX2-1/2-R004	**691**
MX2-1/2-R014	**691**
MX2-1/2-V01	**693**
MX2-1/2-V16	**693**
MX2-1/2-V36	**694**
MX2-3/4-AV	**694**
MX2-3/4-F00	**692**
MX2-3/4-F03	**692**
MX2-3/4-FC00	**692**
MX2-3/4-FC03	**692**
MX2-3/4-FCA	**693**
MX2-3/4-FL	**694**
MX2-3/4-L00	**693**
MX2-3/4-R004	**691**
MX2-3/4-R014	**691**
MX2-3/4-V01	**693**
MX2-3/4-V16	**693**
MX2-3/4-V36	**694**
MX2-3/8-AV	**694**
MX2-3/8-F00	**692**
MX2-3/8-F03	**692**
MX2-3/8-FC00	**692**
MX2-3/8-FC03	**692**
MX2-3/8-FCA	**693**
MX2-3/8-FL	**694**
MX2-3/8-L00	**693**
MX2-3/8-R004	**691**
MX2-3/8-R014	**691**
MX2-3/8-V01	**693**
MX2-3/8-V16	**693**
MX2-3/8-V36	**694**
MX2-S	**694**
MX2-X	**695**
MX2-Y	**695**
MX3-1-AV	**694**
MX3-1-B00	**694**
MX3-1-F00	**692**
MX3-1-F03	**692**
MX3-1-FC00	**692**
MX3-1-FC03	**692**
MX3-1-FCA	**693**
MX3-1-FL	**694**
MX3-1-L00	**693**
MX3-1-R004	**691**
MX3-1-R014	**691**
MX3-1-V01	**693**
MX3-1-V16	**693**
MX3-1-V36	**694**
MX3-3/4-AV	**694**
MX3-3/4-F00	**692**
MX3-3/4-F03	**692**
MX3-3/4-FC00	**692**
MX3-3/4-FC03	**692**
MX3-3/4-FCA	**693**
MX3-3/4-FL	**694**
MX3-3/4-L00	**693**
MX3-3/4-R004	**691**
MX3-3/4-R014	**691**
MX3-3/4-V01	**693**
MX3-3/4-V16	**693**
MX3-3/4-V36	**694**
MX3-S	**694**
MX3-X	**695**
MX3-Y	**695**
MXA9511424	**250**
MXA9551424	**250**
MXR8550	**250**
MXR9550	**250**
MXR9560	**250**
N	
N10	**141**
N-10	**178**
N-1000	**172**
N12	**141**
N-12	**178**
N-125-FT	**172**
N12C1008010MB	**916**
N12C1008010MR	**916**
N12C1008015MB	**916**
N12C1008015MR	**916**
N12C100802.5MB	**916**
N12C100802.5MR	**916**
N12C100805MB	**916**
N12C100805MR	**916**
N12C1209010MB	**916**
N12C1209010MB12	**916**
N12C1209010MR	**916**
N12C1209010MR12	**916**
N12C1209015MB	**916**
N12C1209015MB12	**916**
N12C1209015MR	**916**
N12C1209015MR12	**916**
N12C120902.5MB	**916**
N12C120902.5MB12	**916**
N12C120902.5MR	**916**
N12C120902.5MR12	**916**
N12C120905MB	**916**
N12C120905MB12	**916**
N12C120905MR	**916**
N12C120905MR12	**916**
N12C604010MB	**916**
N12C604010MR	**916**
N12C604015MB	**916**
N12C604015MR	**916**
N12C60402.5MB	**916**
N12C60402.5MR	**916**
N12C60405MB	**916**
N12C60405MR	**916**
N12C806010MB	**916**
N12C806010MR	**916**
N12C806015MB	**916**
N12C806015MR	**916**
N12C80602.5MB	**916**
N12C80602.5MR	**916**
N12C80605MB	**916**
N12C80605MR	**916**
N14	**141**
N-15	**178**
N16	**141**
N-16	**178**
N171AEBD	**700**
N171AEMBD	**700**
N171AEPBDA	**701**
N174BEBD	**700**
N174BEMBD	**700**
N174BEPBDA	**701**
N174BL	**701**
N174BRMA	**701**
N174BRMD	**701**
N-18	**178**
N-187	**172**
N20	**141**
N-20	**178**
N-25	**178**
N-250	**172**
N-3	**178**
N-312	**172**
N-375	**172**

Code	Page
N4	**141**
N-4	**178**
N-500	**172**
N6	**141**
N-6	**178**
N-625	**172**
N-750	**172**
N8	**141**
N-8	**178**
N-875	**172**
NB0709	**1519**
NB0810	**1519**
NB0911	**1519**
NB1012	**1519**
NB1113	**1519**
NB1214	**1519**
NB1315	**1519**
NB1416	**1519**
NB1517	**1519**
NB1618	**1519**
NBJ2-2	**143**
NBJ8-8	**143**
NBM1050	**1480**
NBM1060	**1480**
NBM840	**1480**
NBP12	**143**
NBP4	**143**
NBP6	**143**
NBP8	**143**
NC2239	**883**
NC448	**883**
NC471	**883**
NC473	**883**
NCG-22	**1547**
NC-HTUBE1	**1383**
NC-HTUBE112	**1383**
NC-HTUBE112-6.5	**1383**
NC-HTUBE112N-6.5	**1383**
NC-HTUBE114	**1383**
NC-HTUBE114-6.5	**1383**
NC-HTUBE114N	**1383**
NC-HTUBE114N-6.5	**1383**
NC-HTUBE12	**1383**
NC-HTUBE12-6.5	**1383**
NC-HTUBE12N	**1383**
NC-HTUBE12N-6.5	**1383**
NC-HTUBE1-6.5	**1383**
NC-HTUBE1N	**1383**
NC-HTUBE1N-6.5	**1383**
NC-HTUBE2	**1383**
NC-HTUBE2-6.5	**1383**
NC-HTUBE2N	**1383**
NC-HTUBE2N-6.5	**1383**
NC-HTUBE34	**1383**
NC-HTUBE34-6.5	**1383**
NC-HTUBE34N	**1383**
NC-HTUBE34N-6.5	**1383**
NCLNPT6	**1497**
NCSNPT1	**1497**
NCSNPT112	**1497**
NCSNPT114	**1497**
NCSNPT12	**1497**
NCSNPT2	**1497**
NCSNPT212	**1497**
NCSNPT3	**1497**
NCSNPT34	**1497**
NCSNPT4	**1497**
NCSNPT6	**1497**
NC-TUBE1	**1383**
NC-TUBE112	**1383**
NC-TUBE112-6.5	**1383**
NC-TUBE112N	**1383**
NC-TUBE112N-6.5	**1383**
NC-TUBE114	**1383**
NC-TUBE114-6.5	**1383**
NC-TUBE114N	**1383**
NC-TUBE114N-6.5	**1383**
NC-TUBE12	**1383**
NC-TUBE12-6.5	**1383**
NC-TUBE12N	**1383**
NC-TUBE12N-6.5	**1383**
NC-TUBE1-6.5	**1383**
NC-TUBE1N	**1383**
NC-TUBE1N-6.5	**1383**
NC-TUBE2	**1383**
NC-TUBE212	**1383**
NC-TUBE212-6.5	**1383**
NC-TUBE212N	**1383**
NC-TUBE212N-6.5	**1383**
NC-TUBE2-6.5	**1383**
NC-TUBE2N	**1383**
NC-TUBE2N-6.5	**1383**
NC-TUBE3	**1383**
NC-TUBE34	**1383**
NC-TUBE34-6.5	**1383**
NC-TUBE34N	**1383**
NC-TUBE34N-6.5	**1383**
NC-TUBE3-6.5	**1383**
NC-TUBE3N	**1383**
NC-TUBE3N-6.5	**1383**
NC-TUBE4	**1383**
NC-TUBE4-6.5	**1383**
NC-TUBE4N	**1383**
NC-TUBE4N-6.5	**1383**
NCV-1	**243**
NCV-12	**243**
NCV-14	**243**
NCV-34	**243**
NCV-38	**243**
NCW-15	**1547**
NCW-22	**1547**
NCW-28	**1547**
NE12	**143**
NE16	**143**
NE20	**143**
NE4	**143**
NE6	**143**
NE8	**143**
NF12	**141**
NF16	**141**
NF20	**141**
NF4	**141**
NF6	**141**
NF8	**141**
NFC16-16	**141**
NFC4-2	**141**
NFC4-8	**141**
NFC6-8	**141**
NFC8-12	**141**
NFC8-6	**141**
NFC8-8	**141**
NFV-2	**1436**
NFV-3	**1436**
NFV-4	**1436**
NFV-6	**1436**
NHP-1	**1483**
NHP-34	**1483**
NMC12-12	**142**
NMC12-12T	**142**
NMC12-16T	**142**
NMC16-12	**142**
NMC16-16	**142**
NMC16-16T	**142**
NMC16-20	**142**
NMC20-16	**142**
NMC20-20	**142**
NMC20-20T	**142**
NMC24-24	**142**
NMC24-24T	**142**
NMC4-4	**142**
NMC4-4T	**142**
NMC4-6	**142**
NMC4-8T	**142**
NMC6-4	**142**
NMC6-6	**142**
NMC6-6T	**142**
NMC8-12	**142**
NMC8-12T	**142**
NMC8-16	**142**
NMC8-6	**142**
NMC8-6T	**142**
NMC8-8	**142**
NMC8-8T	**142**
NME4-4T	**143**
NME4-6T	**143**
NME6-6	**142**
NME6-6T	**143**
NME8-8	**142**
NN12	**141**
NN16	**141**
NN20	**141**
NN4	**141**
NN6	**141**
NN8	**141**
NO11-13	**1536**
NO13-15	**1536**
NO14-17	**1536**
NO15-18	**1536**
NO17-20	**1536**
NO19-22	**1536**
NO20-23	**1536**
NO22-25	**1536**
NO23-27	**1536**
NO25-28	**1536**
NO28-31	**1536**
NO31-34	**1536**
NO34-37	**1536**
NO37-40	**1536**
NO40-43	**1536**
NO5-7	**1536**
NO7-9	**1536**
NO9-11	**1536**
NO9-12	**1536**
NOR-05738400026	**1557**
NOR-05738400033	**1557**
NOR-05738400042	**1557**
NOR-05738400048	**1557**
NOR-05738400060	**1557**
NOR-05738400076	**1557**
NOR-05738400088	**1557**
NOR-05738400114	**1557**
NOR-05738400139	**1557**
NOR-05738400168	**1557**
NOR-05738400180	**1557**
NOR-05738400193	**1557**
NOR-05738400206	**1557**
NOR-05738400219	**1557**
NOR-05738400267	**1557**
NOR-05738400355	**1557**
NOR-05738400406	**1557**
NOR-05738400508	**1557**
NOR-05738400609	**1557**
NOR-05778400219	**1557**
NOR-05788400026	**1557**
NOR-05788400033	**1557**
NOR-05788400048	**1557**
NOR-05788400060	**1557**
NOR-05788400076	**1557**
NOR-05788400088	**1557**
NOR-05788400114	**1557**
NOR-05788400139	**1557**
NOR-05788400168	**1557**
NOR-05917182018	**1534**
NOR-05917182020	**1534**
NOR-05917182022	**1534**
NOR-05917182024	**1534**
NOR-05917182026	**1534**
NOR-05917182028	**1534**
NOR-05917182030	**1534**
NOR-05917182033	**1534**
NOR-05917182036	**1534**
NOR-05917182039	**1534**
NOR-05917182042	**1534**
NOR-05917202045	**1534**
NOR-05917202049	**1534**
NOR-05917202053	**1534**
NOR-05917202057	**1534**
NOR-05917202061	**1534**
NOR-05917202066	**1534**
NOR-05917252071	**1534**
NOR-05917252076	**1534**
NOR-05917252082	**1534**
NOR-05917252088	**1534**
NOR-05917252094	**1534**
NOR-05917252101	**1534**
NOR-05917252108	**1534**
NOR-05917252117	**1534**
NOR-05917252126	**1534**
NOR-05917302135	**1534**
NOR-05917302145	**1534**
NOR-05917302156	**1534**
NOR-05917302168	**1534**
NOR-05917302181	**1534**
NOR-05917302194	**1534**
NOR-05917302207	**1534**
NOR-05917302220	**1534**
NOR-05917302233	**1534**
NOR-05917302246	**1534**
NOR-1	**1534**
NOR-1A	**1534**
NOR-2	**1534**
NOR-2A	**1534**
NOR-2X	**1534**
NOR-3	**1534**
NOR-3X	**1534**
NOR-4	**1534**
NOR-4X	**1534**
NOR-5	**1534**
NOR-8880000003	**1544**
NOR-8880000080	**1544**
NOR-COBRA10	**1535**
NOR-COBRA105	**1535**
NOR-COBRA11	**1535**
NOR-COBRA115	**1535**
NOR-COBRA12	**1535**
NOR-COBRA13	**1535**
NOR-COBRA14	**1535**
NOR-COBRA15	**1535**
NOR-COBRA16	**1535**
NOR-COBRA17	**1535**
NOR-COBRA18	**1535**
NOR-COBRA19	**1535**
NOR-COBRA20	**1535**
NOR-COBRA21	**1535**
NOR-COBRA24	**1535**
NOR-COBRA26	**1535**
NOR-COBRA27	**1535**
NOR-COBRA28	**1535**
NOR-COBRA29	**1535**
NOR-COBRA75	**1535**
NOR-COBRA8	**1535**
NOR-COBRA9	**1535**
NOR-FGRR1029	**1557**
NOR-FGRR106	**1557**
NOR-FGRR111	**1557**
NOR-FGRR1154	**1557**
NOR-FGRR156	**1557**
NOR-FGRR170	**1557**
NOR-FGRR355	**1557**
NOR-FGRR429	**1557**
NOR-FGRR45	**1557**
NOR-FGRR488	**1557**
NOR-FGRR549	**1557**
NOR-FGRR576	**1557**
NOR-FGRR609	**1557**
NOR-FGRR74	**1557**
NOR-FGRR769	**1557**
NOR-FGRR85	**1557**
NOR-FGRR896	**1557**
NOR-GES10R14	**1153**
NOR-GES10R38	**1153**
NOR-GES12R12	**1153**
NOR-GES12R38	**1153**
NOR-GES14R12	**1153**
NOR-GES16R12	**1153**
NOR-GES16R34	**1153**
NOR-GES19R34	**1153**
NOR-GES25R1	**1153**
NOR-GES4R14	**1153**
NOR-GES4R18	**1153**

Code	Page
NOR-GES5R14	**1153**
NOR-GES6R14	**1153**
NOR-GES6R18	**1153**
NOR-GES6R38	**1153**
NOR-GES8R12	**1153**
NOR-GES8R14	**1153**
NOR-GES8R38	**1153**
NOR-GRS10-6	**1153**
NOR-GRS10-8	**1153**
NOR-GRS12-10	**1153**
NOR-GRS12-8	**1153**
NOR-GRS4-3	**1153**
NOR-GRS5-4	**1153**
NOR-GRS6-4	**1153**
NOR-GRS8-4	**1153**
NOR-GRS8-6	**1153**
NOR-GS10	**1153**
NOR-GS12	**1153**
NOR-GS13	**1153**
NOR-GS14	**1153**
NOR-GS16	**1153**
NOR-GS19	**1153**
NOR-GS25	**1153**
NOR-GS3	**1153**
NOR-GS4	**1153**
NOR-GS5	**1153**
NOR-GS6	**1153**
NOR-GS8	**1153**
NOR-HD118	**1534**
NOR-HD130	**1534**
NOR-HD143	**1534**
NOR-HD168	**1534**
NOR-HD181	**1534**
NOR-HD194	**1534**
NOR-HD45	**1534**
NOR-HD54	**1534**
NOR-HD67	**1534**
NOR-HD79	**1534**
NOR-HD92	**1534**
NOR-KS12	**1153**
NOR-KS4	**1153**
NOR-KS5	**1153**
NOR-KS6	**1153**
NOR-MOO	**1534**
NOR-O	**1534**
NOR-OO	**1534**
NOR-OOO	**1534**
NOR-RLGUP-10	**1544**
NOR-RLGUP-12	**1544**
NOR-RLGUP-13	**1544**
NOR-RLGUP-16	**1544**
NOR-RLGUP-19	**1544**
NOR-RLGUP-22	**1544**
NOR-RLGUP-25	**1544**
NOR-RLGUP-28	**1544**
NOR-RLGUP-29	**1544**
NOR-RLGUP-32	**1544**
NOR-RLGUP-35	**1544**
NOR-RLGUP-40	**1544**
NOR-RLGUP-44	**1544**
NOR-RLGUP-5	**1544**
NOR-RLGUP-6	**1544**
NOR-RLGUP-8	**1544**
NOR-RLGUP-9	**1544**
NOR-RSGUP-10	**1544**
NOR-RSGUP-12	**1544**
NOR-RSGUP-13	**1544**
NOR-RSGUP-16	**1544**
NOR-RSGUP-19	**1544**
NOR-RSGUP-21	**1544**
NOR-RSGUP-22	**1544**
NOR-RSGUP-25	**1544**
NOR-RSGUP-28	**1544**
NOR-RSGUP-30	**1544**
NOR-RSGUP-32	**1544**
NOR-RSGUP-35	**1544**
NOR-RSGUP-6	**1544**
NOR-RSGUP-8	**1544**
NOR-RSGUU-12	**1544**
NOR-RSGUU-13	**1544**
NOR-RSGUU-16	**1544**
NOR-RSGUU-19	**1544**
NOR-RSGUU-21	**1544**
NOR-RSGUU-22	**1544**
NOR-RSGUU-25	**1544**
NOR-RSGUU-28	**1544**
NOR-RSGUU-30	**1544**
NOR-RSGUU-35	**1544**
NOR-RSGUU-6	**1544**
NOR-SS-1	**1534**
NOR-SS-1A	**1534**
NOR-SS-1X	**1534**
NOR-SS-2	**1534**
NOR-SS-2A	**1534**
NOR-SS-2X	**1534**
NOR-SS-3	**1534**
NOR-SS-3X	**1534**
NOR-SS-4	**1534**
NOR-SS-4X	**1534**
NOR-SS-5	**1534**
NOR-SS-75-12	**1534**
NOR-SS-75-16	**1534**
NOR-SS-75-18	**1534**
NOR-SS-MOO	**1534**
NOR-SS-O	**1534**
NOR-SS-OO	**1534**
NOR-SS-OOO	**1534**
NOR-TES10R38	**1153**
NOR-TES6R18	**1153**
NOR-TES8R14	**1153**
NOR-TRS10-13-10	**1153**
NOR-TRS10-6-10	**1153**
NOR-TRS10-8-10	**1153**
NOR-TRS12-10-12	**1153**
NOR-TRS12-6-12	**1153**
NOR-TRS12-8-12	**1153**
NOR-TRS15-6-15	**1153**
NOR-TRS15-8-15	**1153**
NOR-TRS18-10-18	**1153**
NOR-TRS4-6-4	**1153**
NOR-TRS6-4-6	**1153**
NOR-TRS8-4-8	**1153**
NOR-TRS8-6-8	**1153**
NOR-TS10	**1153**
NOR-TS12	**1153**
NOR-TS13	**1153**
NOR-TS14	**1153**
NOR-TS15	**1153**
NOR-TS16	**1153**
NOR-TS19	**1153**
NOR-TS25	**1153**
NOR-TS3	**1153**
NOR-TS4	**1153**
NOR-TS5	**1153**
NOR-TS6	**1153**
NOR-TS7	**1153**
NOR-TS8	**1153**
NOR-WES10R14	**1153**
NOR-WES10R38	**1153**
NOR-WES12R12	**1153**
NOR-WES12R38	**1153**
NOR-WES19R34	**1153**
NOR-WES25R1	**1153**
NOR-WES4R14	**1153**
NOR-WES4R18	**1153**
NOR-WES6R14	**1153**
NOR-WES6R18	**1153**
NOR-WES6R38	**1153**
NOR-WES8R12	**1153**
NOR-WES8R14	**1153**
NOR-WS10	**1153**
NOR-WS12	**1153**
NOR-WS13	**1153**
NOR-WS16	**1153**
NOR-WS19	**1153**
NOR-WS25	**1153**
NOR-WS3	**1153**
NOR-WS4	**1153**
NOR-WS5	**1153**
NOR-WS6	**1153**
NOR-WS8	**1153**
NOR-YRS4-6-4	**1153**
NOR-YRS6-8-6	**1153**
NOR-YS10	**1153**
NOR-YS12	**1153**
NOR-YS13	**1153**
NOR-YS14	**1153**
NOR-YS16	**1153**
NOR-YS19	**1153**
NOR-YS3	**1153**
NOR-YS4	**1153**
NOR-YS5	**1153**
NOR-YS6	**1153**
NOR-YS8	**1153**
NOZ.C	**1620**
NOZ.S3000	**1620**
NOZA.120S	**1620**
NOZA.250S	**1620**
NOZA.60S	**1620**
NOZA.SS	**1620**
NOZA.X	**1620**
NOZA.X25	**1620**
NOZ-MAB	**1623**
NPC15	**884**
NPT62000114	**1183**
NPT62001010	**1183**
NPT62001313	**1183**
NPT62001717	**1183**
NPT62002121	**1183**
NPT62002727	**1183**
NPT62003232	**1183**
NPT62004242	**1183**
NPT62004848	**1183**
NPT62006060	**1183**
NPT62007676	**1183**
NPT62008989	**1183**
NPT62041310	**1184**
NPT62041713	**1184**
NPT62042117	**1184**
NPT62042721	**1184**
NPT62043227	**1184**
NPT62044232	**1184**
NPT62044842	**1184**
NPT62046048	**1184**
NPT62047660	**1184**
NPT62048976	**1184**
NPT62060114	**1185**
NPT62061010	**1185**
NPT62061313	**1185**
NPT62061717	**1185**
NPT62062121	**1185**
NPT62062727	**1185**
NPT62063232	**1185**
NPT62064242	**1185**
NPT62064848	**1185**
NPT62066060	**1185**
NPT62067676	**1185**
NPT62068989	**1185**
NPT62181000	**1184**
NPT62181300	**1184**
NPT62181700	**1184**
NPT62182100	**1184**
NPT62182700	**1184**
NPT62183200	**1184**
NPT62184200	**1184**
NPT62184800	**1184**
NPT62186000	**1184**
NPT62187600	**1184**
NPT62188900	**1184**
NPTM0203CF	**23**
NPTM0204CF	**23**
NPTM0403CF	**23**
NPTM0404CF	**23**
NPTM0405CF	**23**
NPTM0406CF	**23**
NPTM0604CF	**23**
NPTM0605CF	**23**
NPTM0606CF	**23**
NPTM0608CF	**23**
NPTM0805CF	**23**
NPTM0806CF	**23**
NPTM0808CF	**23**
NPTM0810CF	**23**
NPTM0812CF	**23**
NPTM1208CF	**23**
NPTM1210CF	**23**
NPTM1212CF	**23**
NPTM1616CF	**23**
NPTM1620CF	**23**
NPTM2016CF	**23**
NPTM2020CF	**23**
NPTM2424CF	**23**
NPTM3232CF	**23**
NSA12-12	**143**
NSA12-16	**143**
NSA12-8	**143**
NSA16-16	**143**
NSA16-20	**143**
NSA20-16	**143**
NSA20-20	**143**
NSA4-4	**143**
NSA6-4	**143**
NSA6-6	**143**
NSA8-6	**143**
NSA8-8	**143**
NSC12	**141**
NSC16	**141**
NSC24	**141**
NSC4	**141**
NSC6	**141**
NSC8	**141**
NSE1/4-U10C	**791**
NSE1/8-U10C	**791**
NSE5/32-U10C	**791**
NSP007	**49**
NSP008	**49**
NSP010	**49**
NSP012	**49**
NSP014	**49**
NSP016	**49**
NSP018	**49**
NSP020	**49**
NSP022	**49**
NSP024	**49**
NSP026	**49**
NSP028	**49**
NSP030	**49**
NSP033	**49**
NSP035	**49**
NSP040	**49**
NSP045	**49**
NSP050	**49**
NSP055	**49**
NSP060	**49**
NT12	**143**
NT20	**143**
NT24	**143**
NT4	**143**
NT6	**143**
NT8	**143**
NTA1	**1497**
NTA112	**1497**
NTA114	**1497**
NTA2	**1497**
NTB100BA	**421**
NTB100CA	**421**
NTB105BA	**421**
NTB105CA	**421**
NTB25BA	**421**
NTB25CA	**421**
NTB31BA	**421**
NTB31CA	**421**
NTB38BA	**421**
NTB38CA	**421**
NTB47BA	**421**
NTB47CA	**421**
NTB60BA	**421**
NTB60CA	**421**
NTB70BA	**421**
NTB70CA	**421**

Code	Page
NTB80BA	**421**
NTB80CA	**421**
NTB90BA	**421**
NTB90CA	**421**
NTC1	**1497**
NTC112	**1497**
NTC114	**1497**
NTC12	**1497**
NTC2	**1497**
NTC34	**1497**
NTI1/813	**914**
NTI12/375	**914**
NTI12/375B	**914**
NTI12/375G	**914**
NTI12/375N	**914**
NTI12/375R	**914**
NTI12/375Y	**914**
NTI14/170	**914**
NTI14/170B	**914**
NTI14/170G	**914**
NTI14/170N	**914**
NTI14/170R	**914**
NTI14/170Y	**914**
NTI18/075	**914**
NTI316/117	**914**
NTI316/117N	**914**
NTI34/594	**914**
NTI38/250	**914**
NTI38/250B	**914**
NTI38/250G	**914**
NTI38/250N	**914**
NTI38/250R	**914**
NTI38/250Y	**914**
NTI516/212	**914**
NTI516/212B	**914**
NTI516/212N	**914**
NTI516/212R	**914**
NTI532/096	**914**
NTI58/500	**914**
NTM04/025	**913**
NTM04/025B	**913**
NTM04/025G	**913**
NTM04/025N	**913**
NTM04/025R	**913**
NTM04/025Y	**913**
NTM04/030	**913**
NTM05/030	**913**
NTM05/030B	**913**
NTM05/030G	**913**
NTM05/030N	**913**
NTM05/030R	**913**
NTM05/030Y	**913**
NTM06/040	**913**
NTM06/040-100	**913**
NTM06/040B	**913**
NTM06/040B-100	**913**
NTM06/040G	**913**
NTM06/040G-100	**913**
NTM06/040N	**913**
NTM06/040N-100	**913**
NTM06/040R	**913**
NTM06/040R-100	**913**
NTM06/040Y	**913**
NTM06/040Y-100	**913**
NTM08/055	**913**
NTM08/055N	**913**
NTM08/060	**913**
NTM08/060-100	**913**
NTM08/060B	**913**
NTM08/060B-100	**913**
NTM08/060G	**913**
NTM08/060N	**913**
NTM08/060N-100	**913**
NTM08/060R	**913**
NTM08/060Y	**913**
NTM10/070	**913**
NTM10/070B	**913**
NTM10/070G	**913**
NTM10/070N	**913**
NTM10/070R	**913**
NTM10/070Y	**913**
NTM10/080	**913**
NTM10/080-100	**913**
NTM10/080B	**913**
NTM10/080B-100	**913**
NTM10/080G	**913**
NTM10/080N	**913**
NTM10/080N-100	**913**
NTM10/080R	**913**
NTM10/080Y	**913**
NTM12/090	**913**
NTM12/090B	**913**
NTM12/090G	**913**
NTM12/090N	**913**
NTM12/090R	**913**
NTM12/090Y	**913**
NTM12/100	**913**
NTM12/100N	**913**
NTM12/100R	**913**
NTM14/110	**913**
NTM14/110N	**913**
NTM15/120	**913**
NTM16/130	**913**
NTM18/140	**913**
NTM22/170	**913**
NTSWC112	**1497**
NTSWC2	**1497**
NU-1000-1000AN	**170**
NU-125-125AN	**170**
NU-125-250AN	**170**
NU-250-250AN	**170**
NU-312-312AN	**170**
NU-375-250AN	**170**
NU-375-375AN	**170**
NU-500-500AN	**170**
NU-750-750AN	**170**
NV6000-1	**983**
NV6000-12	**983**
NV6000-14	**983**
NV6000-18	**983**
NV6000-34	**983**
NV6000-38	**983**
O	
OC-KIT-MS	**1536**
ODSCV1414	**1419**
ODSCV1438	**1419**
ODSCV3838	**1419**
ODSCV51638	**1419**
ODT316L-W-H-1.0	**1192**
ODT316L-W-H-1.5	**1192**
ODT316L-W-H-2	**1192**
ODT316L-W-H-2.5	**1192**
ODT316L-W-H-3	**1192**
ODT316L-W-H-4	**1192**
OE-1	**1183**
OE-112	**1183**
OE-114	**1183**
OE-12	**1183**
OE-14	**1183**
OE-18	**1183**
OE-2	**1183**
OE-212	**1183**
OE-3	**1183**
OE-34	**1183**
OE-38	**1183**
OE-4	**1183**
OEMC14	**1419**
OEMC38	**1419**
OEMC3814	**1419**
OET0041	**1538**
OET0045	**1538**
OET0305	**1538**
OET0507	**1538**
OET0709	**1538**
OET0811	**1538**
OET0911	**1538**
OET1113	**1538**
OET1315	**1538**
OET1517	**1538**
OET1518	**1538**
OET1619	**1538**
OET1720	**1538**
OET1922	**1538**
OET2023	**1538**
OET2225	**1538**
OET2327	**1538**
OET2528	**1538**
OET2731	**1538**
OET2831	**1538**
OET3134	**1538**
OET3437	**1538**
OET3740	**1538**
OET4043	**1538**
OG50-010	**412**
OG50-050	**412**
OI02	**1200**
OI04	**1200**
OI05	**1200**
OI06	**1200**
OI08	**1200**
OI10	**1200**
OI12	**1200**
OIB02	**1200**
OIB03	**1200**
OIB04	**1200**
OIB05	**1200**
OIB06	**1200**
OIB08	**1200**
OM04	**1197**
OM06	**1197**
OM08	**1197**
OM10	**1197**
OM12	**1197**
OM15	**1197**
OM16	**1197**
OM18	**1197**
OM22	**1197**
OM28	**1197**
OMB04	**1197**
OMB05	**1197**
OMB06	**1197**
OMB08	**1197**
OMB10	**1197**
OMB12	**1197**
OMB15	**1197**
OMB16	**1197**
OMC-1000-1312SE	**166**
OMC-10-250EO	**173**
OMC-10-375EO	**173**
OMC-10-500EO	**173**
OMC-12-250EO	**173**
OMC-12-375EO	**173**
OMC-12-500EO	**173**
OMC-125-312SE	**166**
OMC-187-375SE	**166**
OMC-250-250EO	**166**
OMC-250-437SE	**166**
OMC-250-500EO	**166**
OMC-312-500SE	**166**
OMC-375-375EO	**166**
OMC-375-562SE	**166**
OMC-500-250EO	**166**
OMC-500-375EO	**166**
OMC-500-500EO	**166**
OMC-500-750SE	**166**
OMC-6-125EO	**173**
OMC-6-250EO	**173**
OMC-6-375EO	**173**
OMC-6-500EO	**173**
OMC-750-1062SE	**166**
OMC-750-750EO	**166**
O-MS	**1517**
O-MS-BOX	**1517**
ON14	**1419**
ON38	**1419**
OO-MS	**1517**
OO-MS-BOX	**1517**
OOO-MS	**1517**
OOO-MS-BOX	**1517**
OOO-SS	**1517**
OO-SS	**1517**
OP1	**1536**
OPAN14	**1655**
OPAN6	**1655**
OPS-15	**1547**
OPS-22	**1547**
OPS-28	**1547**
OR-2-40	**280**
ORFSF0404CF	**22**
ORFSF0404SS	**34**
ORFSF044504CF	**22**
ORFSF044504SS	**34**
ORFSF049004CF	**22**
ORFSF049004SS	**34**
ORFSF0604CF	**22**
ORFSF0604SS	**34**
ORFSF0605CF	**22**
ORFSF0605SS	**34**
ORFSF0606CF	**22**
ORFSF0606SS	**34**
ORFSF064504CF	**22**
ORFSF064504SS	**34**
ORFSF064505CF	**22**
ORFSF064505SS	**34**
ORFSF064506CF	**22**
ORFSF064506SS	**34**
ORFSF069004CF	**22**
ORFSF069004SS	**34**
ORFSF069005CF	**22**
ORFSF069005SS	**34**
ORFSF069006CF	**22**
ORFSF069006SS	**34**
ORFSF0806CF	**22**
ORFSF0806SS	**34**
ORFSF0808CF	**22**
ORFSF0808SS	**34**
ORFSF084506CF	**22**
ORFSF084506SS	**34**
ORFSF084508CF	**22**
ORFSF084508SS	**34**
ORFSF089006CF	**22**
ORFSF089006SS	**34**
ORFSF089008CF	**22**
ORFSF089008SS	**34**
ORFSF1008CF	**22**
ORFSF1008SS	**34**
ORFSF1010CF	**22**
ORFSF1010SS	**34**
ORFSF1012CF	**22**
ORFSF1012SS	**34**
ORFSF104508CF	**22**
ORFSF104510CF	**22**
ORFSF104510SS	**34**
ORFSF104512CF	**22**
ORFSF104512SS	**34**
ORFSF109008CF	**22**
ORFSF109010CF	**22**
ORFSF109010SS	**34**
ORFSF109012CF	**22**
ORFSF109012SS	**34**
ORFSF1208CF	**22**
ORFSF1208SS	**34**
ORFSF1210CF	**22**
ORFSF1210SS	**34**
ORFSF1212CF	**22**
ORFSF1212SS	**34**
ORFSF124508CF	**22**
ORFSF124510CF	**22**
ORFSF124512CF	**22**
ORFSF124512SS	**34**
ORFSF129008CF	**22**
ORFSF129010CF	**22**
ORFSF129012CF	**22**
ORFSF129012SS	**34**
ORFSF1612CF	**22**
ORFSF1612SS	**34**
ORFSF1616CF	**22**
ORFSF1616SS	**34**
ORFSF164512CF	**22**
ORFSF164516CF	**22**

Code	Page
ORFSF164516SS	34
ORFSF169012CF	22
ORFSF169012SS	34
ORFSF169016CF	22
ORFSF169016SS	34
ORFSF2020CF	22
ORFSF2020SS	34
ORFSF204520CF	22
ORFSF204520SS	34
ORFSF204524SS	34
ORFSF209016CF	22
ORFSF209020CF	22
ORFSF209020SS	34
ORFSF209024SS	34
ORFSF2424CF	22
ORFSF2424SS	34
ORFSF244524CF	22
ORFSF249024CF	22
ORFS-KIT01	112
ORFSM0404CF	22
ORFSM0404SS	34
ORFSM0604CF	22
ORFSM0605CF	22
ORFSM0606CF	22
ORFSM0606SS	34
ORFSM0806CF	22
ORFSM0808CF	22
ORFSM0808SS	34
ORFSM1008CF	22
ORFSM1010CF	22
ORFSM1010SS	34
ORFSM1208CF	22
ORFSM1210CF	22
ORFSM1212CF	22
ORFSM1212SS	34
ORFSM1612CF	22
ORFSM1616CF	22
ORFSM1616SS	34
ORFSM2020CF	22
ORFSM2020SS	34
ORFSM2424CF	22
ORFSM2424SS	34
ORING-BS006N	111
ORING-BS006V	111
ORING-BS007N	111
ORING-BS008N	111
ORING-BS008V	111
ORING-BS009N	111
ORING-BS009V	111
ORING-BS010N	111
ORING-BS010V	111
ORING-BS011N	111
ORING-BS011V	111
ORING-BS012N	111
ORING-BS012V	111
ORING-BS110N	111
ORING-BS110V	111
ORING-BS111N	111
ORING-BS112N	111
ORING-BS112V	111
ORING-BS113N	111
ORING-BS114N	111
ORING-BS115N	111
ORING-BS116N	111
ORING-BS116V	111
ORING-BS210N	111
ORING-BS211N	111
ORING-BS211V	111
ORING-BS212N	111
ORING-BS212V	111
ORING-BS213N	111
ORING-BS214N	111
ORING-BS215N	111
ORING-BS216N	111
ORING-BS217N	111
ORING-BS218N	111
ORING-BS218V	111
ORING-BS219N	111
ORING-BS220N	111
ORING-BS221N	111
ORING-BS221V	111
ORING-BS222N	111
ORING-BS325N	111
ORING-BS326N	111
ORING-BS327N	111
OSC-12	406
OSG	1634
O-SS	1517
OT1414	1419
OT1438	1419
OT38	1419
OT516	1419
OTR445-10NL-08	1416
OTR445-10NL-10	1416
OX-MS	1517
OX-MS-BOX	1517
OX-SS	1517
OXYBV-1	932
OXYBV-112	932
OXYBV-114	932
OXYBV-12	932
OXYBV-14	932
OXYBV-2	932
OXYBV-34	932
OXYBV-38	932
P	
P-10	178
P1000	276
P-1000	172
P100WHR	1755
P10-10-1/4	853
P10-12-1/4	853
P10-12-3/8	853
P101WHR	1755
P10-4-1/8	853
P10-5-1/8	853
P10-6-1/8	853
P10-8-1/4	853
P10-8-1/8	853
P1099	1536
P1-10-1/2	852
P1-10-1/4	852
P1-10-3/8	852
P11-10-1/2	853
P11-10-1/4	853
P11-10-3/8	853
P11-12-1/2	853
P11-12-3/8	853
P11-14-1/2	853
P11-14-3/8	853
P1-12-1/2	852
P1-12-1/4	852
P1-12-3/8	852
P1-14-1/2	852
P1-14-3/8	852
P11-5-1/8	853
P11-6-1/4	853
P11-6-1/8	853
P11-8-1/2	853
P11-8-1/4	853
P11-8-1/8	853
P11-8-3/8	853
P-12	178
P12-10-1/2	853
P12-10-1/4	853
P12-10-3/8	853
P12-12-1/2	853
P12-12-3/8	853
P12-14-1/2	853
P12-14-3/8	853
P12-4-1/8	853
P12-4-M5	853
P-125	172
P12-5-1/8	853
P12-5-M5	853
P12-6-1/4	853
P12-6-1/8	853
P12-6-M5	853
P12-8-1/2	853
P12-8-1/4	853
P12-8-1/8	853
P12-8-3/8	853
P1-4-1/4	852
P1-4-1/8	852
P14-4-14	853
P14-4-18	853
P14-6-14	853
P14-6-18	853
P14-8-14	853
P14-8-18	853
P14-8-38	853
P-15	178
P1-5-1/4	852
P1-5-1/8	852
P15-N6	760
P15-S3	760
P15-W3	760
P-16	178
P1-6-1/2	852
P1-6-1/4	852
P1-6-1/8	852
P16-10	854
P16-12	854
P16-14	854
P16-3	854
P1-6-3/8	852
P16-4	854
P16-5	854
P16-6	854
P16-8	854
P17-10-1/4	855
P17-12-3/8	855
P17-4-1/8	855
P17-4-M5	855
P17-6-1/4	855
P17-6-1/8	855
P17-6-M5	855
P17-8-1/4	855
P17-8-1/8	855
P17-8-3/8	855
P17-N6	760
P17-S3	760
P17-W3	760
P-18	178
P1-8-1/2	852
P1-8-1/4	852
P1-8-1/8	852
P1-8-3/8	852
P-187	172
P1C-4KMB	513
P1C-4KMCA	513
P1C-4KMD	513
P1C-4KME	513
P1C-4LME	513
P1C-4LMF	513
P1C-4LMT	513
P1C-4NME	513
P1C-4NMT	513
P1D-6KRN	513
P1D-6LRN	513
P1D-6MRN	513
P1D-6NRN	513
P1D-6PRN	513
P1D-6RRN	513
P1F-S032MS-0050	512
P1F-S032MS-0080	512
P1F-S032MS-0100	512
P1F-S032MS-0125	512
P1F-S032MS-0160	512
P1F-S040MS-0050	512
P1F-S040MS-0125	512
P1F-S050MS-0080	512
P1F-S050MS-0100	512
P1F-S063MS-0100	512
P1F-S063MS-0200	512
P1F-S063MS-0500	512
P1F-S080MS-0100	512
P1F-S080MS-0200	512
P1F-S100MS-0025	512
P1F-S100MS-0200	512
P1F-S125MS-0250	512
P1NZ3000	1046
P-20	178
P201WHR	1755
P20-3-M5	852
P20-4-1/8	852
P20-4-M5	852
P20-6-1/4	852
P20-6-1/8	852
P20-6-M5	852
P20-8-1/4	852
P20-8-1/8	852
P20-N6	760
P20-S3	760
P20-W3	760
P2-10-1/2	852
P2-10-1/4	852
P2-10-3/8	852
P21-10	854
P2-12-1/2	852
P2-12-1/4	852
P2-12-3/8	852
P21-3	854
P21-4	854
P2-14-1/2	852
P2-14-3/8	852
P21-5	854
P21-6	854
P21-8	854
P-22	178
P22-10-1/4	855
P22-10-3/8	855
P22-12-3/8	855
P22-4-1/8	855
P22-4-M5	855
P22-5-1/8	855
P22-5-M5	855
P22-6-1/4	855
P22-6-1/8	855
P22-6-M5	855
P22-8-1/4	855
P22-8-1/8	855
P22-8-3/8	855
P2301M	276
P23-10-1/4	855
P23-12-3/8	855
P23-4-1/8	855
P23-6-1/4	855
P23-6-1/8	855
P23-8-1/4	855
P23-8-1/8	855
P23-8-3/8	855
P2-3-M5	852
P2-4-1/4	852
P2-4-1/8	852
P24-6-1/4	855
P24-6-1/8	855
P24-8-1/4	855
P2-4-M5	852
P-25	178
P-250	172
P250WHR	1755
P2-5-1/8	852
P251WHR	1755
P2-5-M5	852
P2-6-1/2	852
P2-6-1/4	852
P2-6-1/8	852
P2-6-3/8	852
P26-6-1/4	855
P26-8-1/4	855
P2-6-M5	852
P27-8-1/4	855
P27-N6	760
P27-S3	760
P27-W3	760
P2-8-1/2	852
P2-8-1/4	852
P2-8-1/8	852
P28-10-1/4	855

Code	Page
P2-8-3/8	**852**
P28-4-1/8	**855**
P28-4-M5	**855**
P28-5-1/4	**855**
P28-5-1/8	**855**
P28-5-M5	**855**
P28-6-1/4	**855**
P28-6-1/8	**855**
P28-6-M5	**855**
P28-8-1/4	**855**
P28-8-1/8	**855**
P29-4-1/8	**855**
P29-6-1/8	**855**
P2E-KV32B2	**597**
P2E-KV32C2	**597**
P2FCB449	**597**
P2FCB453	**597**
P2FCB457	**597**
P2LAX511VS	**566**
P2LAX511VV	**566**
P2LAZ511ESNDCN	**597**
P2LBX61211	**566**
P2LBX61222	**566**
P2LBX81211	**566**
P2LBZ312ESNDCN	**597**
P2LBZ512EENDCN	**597**
P2LBZ512ESNDCN	**597**
P2LDX314PS	**608**
P2LDX514ESNXXX	**608**
P2LDX514VS	**566**
P2N-EM512MD	**608**
P2VM-SS-8-R	**981**
P2VM-SS-8-RM	**981**
P3	**1641**
P30-10-1/4	**854**
P30-10-3/8	**854**
P30-12-1/4	**854**
P30-12-3/8	**854**
P30-4-1/8	**854**
P30-4-M5	**854**
P304WHR	**1755**
P30-5-1/4	**854**
P30-5-1/8	**854**
P30-5-M5	**854**
P30-6-1/4	**854**
P30-6-1/8	**854**
P30-6-M5	**854**
P30-8-1/4	**854**
P30-8-1/8	**854**
P30-8-3/8	**854**
P3-10-1/2	**852**
P3-10-1/4	**852**
P3-10-3/8	**852**
P-312	**172**
P3-12-1/2	**852**
P3-12-3/8	**852**
P32-10-8	**854**
P32-12-10	**854**
P32-12-8	**854**
P32-4-3	**854**
P32-5-4	**854**
P32-6-4	**854**
P32-6-5	**854**
P32-8-6	**854**
P32-N6	**760**
P32-S3	**760**
P32-W3	**760**
P3-3-M5	**852**
P3-4-1/4	**852**
P3-4-1/8	**852**
P3-4-M5	**852**
P350	**276**
P350WHR	**1755**
P3-5-1/8	**852**
P3-6-1/4	**852**
P3-6-1/8	**852**
P-375	**172**
P3-8-1/4	**852**
P3-8-1/8	**852**
P3-8-3/8	**852**
P39-4-1/8	**855**
P39-6-1/4	**855**
P39-6-1/8	**855**
P39-8-1/4	**855**
P-3-FT	**178**
P3LCA12PESNGLNW	**699**
P3LEA12EPSBNNP	**699**
P3LFA12APPN	**699**
P3LFA12CPPN	**699**
P3LFA12EPSN	**699**
P3LKA00CB1	**699**
P3LKA00CB2	**699**
P3LKA00CB3	**699**
P3LKA00CB4	**699**
P3LKA00MM	**699**
P3LKA00MP	**699**
P3LKA00MR	**699**
P3LKA00MW	**699**
P3LLA12LPNN	**699**
P3LMA12020C	**699**
P3LRA12BNNP	**699**
P3LRX12BNNP	**699**
P3VM-SS-8-R	**981**
P-4	**178**
P40	**1016**
P40S	**1016**
P4-10	**854**
P4-12	**854**
P4-14	**854**
P421GRRM/L	**1755**
P421GRRS/M	**1755**
P43	**855**
P4-3	**854**
P431BLUM/L	**1755**
P431BLUS/M	**1755**
P4-4	**854**
P44-10-3/8	**854**
P44-12-3/8	**854**
P44-4-1/8	**854**
P44-6-1/4	**854**
P44-6-1/8	**854**
P44-8-1/4	**854**
P44-8-1/8	**854**
P4-5	**854**
P45-4-M5	**854**
P45-5-1/8	**854**
P45-6-1/4	**854**
P45-6-1/8	**854**
P45-6-M5	**854**
P45-8-1/4	**854**
P45-8-1/8	**854**
P4-6	**854**
P4-6-4	**854**
P4-8	**854**
P4-8-6	**854**
P48-N6	**760**
P48-S3	**760**
P48-W3	**760**
P-500	**172**
P500BKR	**1755**
P50-10-38	**852**
P50-4-18	**852**
P50-6-14	**852**
P50-6-18	**852**
P50-8-14	**852**
P50-8-18	**852**
P5-10	**854**
P5-12	**854**
P51-6-14	**852**
P51-6-18	**852**
P51-8-14	**852**
P51-8-38	**852**
P5-3	**854**
P5-4	**854**
P5-5	**854**
P5-6	**854**
P5-8	**854**
P6	**1641**
P601S	**276**
P60-N6	**760**
P60-S3	**760**
P60-W3	**760**
P6-10-1/4	**852**
P6-10-3/8	**852**
P6-12-1/4	**852**
P6-12-3/8	**852**
P-625	**172**
P6320/019	**1416**
P6320/025	**1416**
P6-4-1/8	**852**
P64F-NNC-PZN	**685**
P6-4-M5	**852**
P6-5-1/8	**852**
P6-6-1/4	**852**
P6-6-1/8	**852**
P6-8-1/4	**852**
P6-8-1/8	**852**
P-6-FT	**178**
P7-10-1/2	**853**
P7-10-1/4	**853**
P7-10-3/8	**853**
P7-12-1/2	**853**
P7-12-3/8	**853**
P7-14-1/2	**853**
P7-14-3/8	**853**
P7-4-1/4	**853**
P7-4-1/8	**853**
P-750	**172**
P7-5-1/8	**853**
P7-6-1/4	**853**
P7-6-1/8	**853**
P7-8-1/2	**853**
P7-8-1/4	**853**
P7-8-1/8	**853**
P7-8-3/8	**853**
P-8	**178**
P8-10-1/2	**853**
P8-10-1/4	**853**
P8-10-3/8	**853**
P8-12-1/2	**853**
P8-12-1/4	**853**
P8-12-3/8	**853**
P8-14-1/2	**853**
P8-14-3/8	**853**
P8-3-M5	**853**
P8-4-1/4	**853**
P8-4-1/8	**853**
P8-4-M5	**853**
P8-5-1/8	**853**
P8-5-M5	**853**
P85-S3	**760**
P8-6-1/4	**853**
P8-6-1/8	**853**
P8-6-3/8	**853**
P8-6-M5	**853**
P-875	**172**
P8-8-1/2	**853**
P8-8-1/4	**853**
P8-8-1/8	**853**
P8-8-3/8	**853**
P8C-D	**597**
P8S-GPFLX	**513**
P8S-GPMHX	**513**
P8S-GSFLX	**513**
P9-10	**854**
P9-12	**854**
P9-14	**854**
P9-3	**854**
P9-4	**854**
P9-5	**854**
P9-6	**854**
P9-8	**854**
PA00	**1016**
PA00S	**1016**
PA01WHR	**1754**
PA05	**1016**
PA05S	**1016**
PA10	**1016**
PA10C1G3R032S	**1051**
PA10C2G3R032S	**1051**
PA10S	**1016**
PA10S1G3R050S	**1051**
PA10S2G3R050S	**1051**
PA10SAG3R050S	**1051**
PA15	**1016**
PA1500	**276**
PA15C1G4R032S	**1051**
PA15C2G4R032S	**1051**
PA15S	**1016**
PA15S1G4R040S	**1051**
PA15S1G4R050A	**1051**
PA15S1G4R050S	**1051**
PA15S2G4R050S	**1051**
PA15SAG4R050A	**1051**
PA15SAG4R050S	**1051**
PA20	**1016**
PA20C1G5R032S	**1051**
PA20C2G5R032S	**1051**
PA20S	**1016**
PA20S1G5R050A	**1051**
PA20S1G5R050S	**1051**
PA20S2G5R050S	**1051**
PA20SAG5R050A	**1051**
PA20SAG5R050S	**1051**
PA25	**1016**
PA25S	**1016**
PA25S1G6R050S	**1051**
PA25S1G6R063S	**1051**
PA25S2G6R063S	**1051**
PA25SAG6R063A	**1051**
PA25SAG6R063S	**1051**
PA30	**1016**
PA30S	**1016**
PA32S1G7R063S	**1051**
PA32S2G7R063S	**1051**
PA32SAG7R080S	**1051**
PA50	**1016**
PA50S	**1016**
PA60	**1016**
PA60S	**1016**
PA70	**1016**
PA70S	**1016**
PAMFURTURT34	**1490**
PAV1.0606.002	**296**
PAV1.0606.002 V	**296**
PAV1.0606.003	**296**
PAV1.0606.003 V	**296**
PAV1.0606.012	**296**
PAV1.0606.013	**296**
PAV1.1010.002	**296**
PAV1.1010.002 V	**296**
PAV1.1010.003	**296**
PAV1.1010.003 V	**296**
PAV1.1010.012	**296**
PAV1.1010.013	**296**
PAV1.1313.002	**296**
PAV1.1313.002 V	**296**
PAV1.1313.003	**296**
PAV1.1313.003 V	**296**
PAV1.1313.012	**296**
PAV1.1313.013	**296**
PAV1.2019.002	**296**
PAV1.2019.002 V	**296**
PAV1.2019.003	**296**
PAV1.2019.003 V	**296**
PAV1.2019.012	**296**
PAV1.2019.013	**296**
PAV1.2525.002	**296**
PAV1.2525.002 V	**296**
PAV1.2525.003	**296**
PAV1.2525.003 V	**296**
PAV1.2525.012	**296**
PAV1.2525.013	**296**
PAV1.3031.002	**296**
PAV1.3031.002 V	**296**
PAV1.3031.003	**296**
PAV1.3031.003 V	**296**
PAV1.3031.012	**296**
PAV1.3031.013	**296**
PAV1.3939.002	**296**

Code	Page
PAV1.3939.002 V	**296**
PAV1.3939.003	**296**
PAV1.3939.003 V	**296**
PAV1.3939.012	**296**
PAV1.3939.013	**296**
PAV1.5051.002	**296**
PAV1.5051.002 V	**296**
PAV1.5051.003	**296**
PAV1.5051.003 V	**296**
PAV1.5051.012	**296**
PAV1.5051.013	**296**
PAVX.0606.002	**297**
PAVX.0606.003	**297**
PAVX.1010.002	**297**
PAVX.1010.003	**297**
PAVX.1313.002	**297**
PAVX.1313.003	**297**
PAVX.2019.002	**297**
PAVX.2019.003	**297**
PAVX.2525.002	**297**
PAVX.2525.003	**297**
PAVX.3031.002	**297**
PAVX.3031.003	**297**
PAVX.3939.002	**297**
PAVX.3939.003	**297**
PAVX.5051.002	**297**
PAVX.5051.003	**297**
PAW	**1016**
PAWS-F04	**1016**
PB1/2-02	**777**
PB1/4-01	**777**
PB1/4-02	**777**
PB1/4-N02	**777**
PB1/8-N01	**777**
PB3/8-02	**777**
PBBLH-3/8	**1594**
PBCCURT3	**1489**
PBCCURT4	**1489**
PBCWOC112	**1489**
PBCWOC2	**1489**
PBCWOC212	**1489**
PBCWOCBSP3	**1489**
PBCWOCBSP4	**1489**
PBCWOCURT3	**1489**
PBCWOCURT4	**1489**
PBFA13	**944**
PBFA16	**944**
PBFA19	**944**
PBFA20	**944**
PBFG13	**944**
PBFG16	**944**
PBFG19	**944**
PBFG20	**944**
PBP02SNP	**1176**
PBP06SNP	**1176**
PBP08SNP	**1176**
PBPWOC112	**1489**
PBPWOC2	**1489**
PBPWOC212	**1489**
PBPWOCBSP3	**1489**
PBPWOCURT3	**1489**
PBPWOCURT4	**1489**
PBR205	**1749**
PBT-02	**89**
PBT02SNP	**1176**
PBT-04	**89**
PBT04SNP	**1176**
PBT-06	**89**
PBT06SNP	**1176**
PBT-08	**89**
PBV1.0404.002	**300**
PBV1.0404.003	**300**
PBV1.0606.002	**300**
PBV1.0606.003	**300**
PBV1.1010.002	**300**
PBV1.1010.003	**300**
PBV1.1313.002	**300**
PBV1.1313.003	**300**
PBV1.2019.002	**300**
PBV1.2019.003	**300**
PBV1.2525.002	**300**
PBV1.2525.003	**300**
PBV1.3931.002	**300**
PBV1.3931.003	**300**
PBV1.3939.002	**300**
PBV1.3939.003	**300**
PBV1.5051.002	**300**
PBV1.5051.003	**300**
PBV-2-S-02-FF	**956**
PBV-2-S-04-FF	**956**
PBV-2-S-06-FF	**956**
PBV-2-S-08-FF	**956**
PBV-2-S-12-FF	**956**
PBV-2-S-16-FF	**956**
PBVM.0404.002	**300**
PBVM.0404.003	**300**
PBVM.0606.002	**300**
PBVM.0606.003	**300**
PBVM.1010.002	**300**
PBVM.1010.003	**300**
PBVM.1313.002	**300**
PBVM.1313.003	**300**
PBVM.2019.002	**300**
PBVM.2019.003	**300**
PBVM.2525.002	**300**
PBVM.2525.003	**300**
PBVM.3931.002	**300**
PBVM.3931.003	**300**
PBVM.3939.002	**300**
PBVM.3939.003	**300**
PBVM.5051.002	**300**
PBVM.5051.003	**300**
PBVX.0404.002	**297**
PBVX.0404.003	**297**
PBVX.0606.002	**297**
PBVX.0606.003	**297**
PBVX.1010.002	**297**
PBVX.1010.003	**297**
PBVX.1313.002	**297**
PBVX.1313.003	**297**
PBVX.2019.002	**297**
PBVX.2019.003	**297**
PBVX.2525.002	**297**
PBVX.2525.003	**297**
PBVX.3931.002	**297**
PBVX.3931.003	**297**
PBVX.3939.002	**297**
PBVX.3939.003	**297**
PBVX.5051.002	**297**
PBVX.5051.003	**297**
PC03-M3C	**788**
PC03-M5C	**788**
PC03-M6C	**788**
PC04-01C	**788**
PC04-G01C	**788**
PC04-M3C	**788**
PC04-M5C	**788**
PC04-M6C	**788**
PC06-01C	**788**
PC06-G01C	**788**
PC06-M5C	**788**
PC06-M6C	**788**
PC1/2-03	**777**
PC1/2-04	**777**
PC1/4-01	**777**
PC1/4-02	**777**
PC1/4-N00C	**790**
PC1/4-N01C	**790**
PC1/4-U10C	**790**
PC1/8-N00C	**790**
PC1/8-N01C	**790**
PC1/8-U10C	**790**
PC-10	**177**
PC-1000	**171**
PC10-12	**1536**
PC11-13	**1536**
PC-125	**171**
PC-12-FT	**177**
PC13-15	**1536**
PC14-16	**1536**
PC15-17	**1536**
PC15E	**1092**
PC-15-FT	**177**
PC15W	**884**
PC-16	**177**
PC16-18	**1536**
PC17-19	**1536**
PC18-20	**1536**
PC-18-FT	**177**
PC-20	**177**
PC21-23	**1536**
PC22E	**1092**
PC22W	**884**
PC23-25	**1536**
PC-25	**177**
PC-250	**171**
PC26-28	**1536**
PC28E	**1092**
PC28W	**884**
PC-3	**177**
PC3/8-01	**777**
PC3/8-02	**777**
PC3/8-04	**777**
PC30-32	**1536**
PC-312	**171**
PC-375	**171**
PC5/32-N00C	**790**
PC5/32-N01C	**790**
PC5/32-U10C	**790**
PC-500	**171**
PC-6	**177**
PC-750	**171**
PC-8	**177**
PC8-10	**1536**
PCF03-M3C	**788**
PCF03-M5C	**788**
PCF03-M6C	**788**
PCF04-01C	**788**
PCF04-G01C	**788**
PCF04-M3C	**788**
PCF04-M5C	**788**
PCF04-M6C	**788**
PCF06-01C	**788**
PCF06-G01C	**788**
PCF06-M5C	**788**
PCF06-M6C	**788**
PCF1/2-03	**777**
PCF1/2-04	**777**
PCF1/4-01	**777**
PCF1/4-02	**777**
PCF1/4-N00C	**790**
PCF1/4-N01C	**790**
PCF1/4-U10C	**790**
PCF1/8-N01C	**790**
PCF1/8-U10C	**790**
PCF3/8-02	**777**
PCF3/8-04	**777**
PCF5/32-N00C	**790**
PCF5/32-N01C	**790**
PCF5/32-U10C	**790**
PCFF01-01	**792**
PCFF02-02	**792**
PCFF03-03	**792**
PCFF04-04	**792**
PCJ5.0606.002	**305**
PCJ5.0606.003	**305**
PCJ5.0606.012	**305**
PCJ5.0606.013	**305**
PCJ5.0610.002	**305**
PCJ5.0610.003	**305**
PCJ5.0610.012	**305**
PCJ5.0610.013	**305**
PCJ6.0606.002	**305**
PCJ6.0606.003	**305**
PCJ6.0606.012	**305**
PCJ6.0606.013	**305**
PCLAMPS-101-1	**1393**
PCLAMPS-101-2	**1393**
PCLAMPS-101-3	**1393**
PCLAMPS-101-4	**1393**
PCLAMPS-101-4/3	**1393**
PCLAMPS-101-5	**1393**
PCLAMPS-101-5/4	**1393**
PCLAMPS-104-1	**1393**
PCLAMPS-104-2	**1393**
PCLAMPS-104-3	**1393**
PCLAMPS-104-4	**1393**
PCLAMPS-104-5	**1393**
PCLAMPS-116-1	**1393**
PCLAMPS-116-2	**1393**
PCLAMPS-116-3	**1393**
PCLAMPS-116-4	**1393**
PCLAMPS-116-5	**1393**
PCLAMPS-119-1	**1393**
PCLAMPS-119-2	**1393**
PCLAMPS-119-3	**1393**
PCLAMPS-119-4	**1393**
PCLAMPS-119-5	**1393**
PCLAMPS-125-1	**1393**
PCLAMPS-125-2	**1393**
PCLAMPS-125-3	**1393**
PCLAMPS-125-4	**1393**
PCLAMPS-125-5	**1393**
PCLAMPS-125H-3	**1393**
PCLAMPS-125H-4	**1393**
PCLAMPS-128-1	**1393**
PCLAMPS-128-2	**1393**
PCLAMPS-128-3	**1393**
PCLAMPS-128-4	**1393**
PCLAMPS-129-2	**1393**
PCLAMPS-129-3	**1393**
PCLAMPS-129-4	**1393**
PCLAMPS-130-2	**1393**
PCLAMPS-130-3	**1393**
PCLAMPS-131-1	**1394**
PCLAMPS-131-2	**1394**
PCLAMPS-131-3	**1394**
PCLAMPS-131-4	**1394**
PCLAMPS-131-5	**1394**
PCLAMPS-132-1	**1394**
PCLAMPS-132-2	**1394**
PCLAMPS-132-3	**1394**
PCLAMPS-132-4	**1394**
PCLAMPS-132-5	**1394**
PCLAMPS-133-1	**1394**
PCLAMPS-133-2	**1394**
PCLAMPS-133-3	**1394**
PCLAMPS-133-4	**1394**
PCLAMPS-133-5	**1394**
PCLAMPS-134-2	**1394**
PCLAMPS-134-3	**1394**
PCLAMPS-134-4	**1394**
PCLAMPS-135-2	**1394**
PCLAMPS-135-3	**1394**
PCLAMPS-135-4	**1394**
PCLAMPS-138-1	**1394**
PCLAMPS-138-2	**1394**
PCLAMPS-138-3	**1394**
PCLAMPS-138-4	**1394**
PCLAMPS-140-1	**1394**
PCLAMPS-140-2	**1394**
PCLAMPS-140-3	**1394**
PCLAMPS-143-1	**1394**
PCLAMPS-143-2	**1394**
PCLAMPS-143-3	**1394**
PCLAMPS-143-4	**1394**
PCLAMPS-144-2	**1394**
PCLAMPS-144-3	**1394**
PCLAMPS-144-4	**1394**
PCLAMPS-145-2	**1394**
PCLAMPS-145-3	**1394**
PCLAMPS-145-4	**1394**
PCLAMPS-146-2	**1394**
PCLAMPS-146-3	**1394**
PCLAMPS-146-4	**1394**
PCLAMPS-147-2	**1394**
PCLAMPS-147-3	**1394**
PCLAMPS-147-4	**1394**
PCLAMPS-148-1	**1395**
PCLAMPS-148-2	**1395**

Code	Page
PCLAMPS-148-3	**1395**
PCLAMPS-148-4	**1395**
PCLAMPS-149-1	**1395**
PCLAMPS-149-2	**1395**
PCLAMPS-149-3	**1395**
PCLAMPS-149-4	**1395**
PCLAMPS-149-5	**1395**
PCLAMPS-150-2	**1395**
PCLAMPS-150-3	**1395**
PCLAMPS-150-4	**1395**
PCLAMPS-158-2	**1395**
PCLAMPS-158-3	**1395**
PCLAMPS-158-4	**1395**
PCLAMPS-160-2	**1395**
PCLAMPS-160-3	**1395**
PCLAMPS-160-4	**1395**
PCLAMPS-160-5	**1395**
PCLAMPS-161-1	**1395**
PCLAMPS-161-2	**1395**
PCLAMPS-161-3	**1395**
PCLAMPS-161-3/2	**1395**
PCLAMPS-161-4	**1395**
PCLAMPS-161-4/2	**1395**
PCLAMPS-165-1	**1395**
PCLAMPS-165-3	**1395**
PCLAMPS-165-5	**1395**
PCLAMPS-167-1	**1396**
PCLAMPS-167-2	**1396**
PCLAMPS-167-3	**1396**
PCLAMPS-167-4	**1396**
PCLAMPS-167-5	**1396**
PCLAMPS-167M-3	**1396**
PCLAMPS-167M-4	**1396**
PCLAMPS-168-2	**1396**
PCLAMPS-168-3	**1396**
PCLAMPS-168-4	**1396**
PCLAMPS-168M-4	**1396**
PCLAMPS-169-1	**1396**
PCLAMPS-169-2	**1396**
PCLAMPS-169-3	**1396**
PCLAMPS-169-4	**1396**
PCLAMPS-169M	**1396**
PCLAMPS-170-1	**1396**
PCLAMPS-170-2	**1396**
PCLAMPS-170-3	**1396**
PCLAMPS-170-4	**1396**
PCLAMPS-170-5	**1396**
PCLAMPS-171-1	**1396**
PCLAMPS-171-2	**1396**
PCLAMPS-171-3	**1396**
PCLAMPS-171-4	**1396**
PCLAMPS-171-5	**1396**
PCLAMPS-173-2	**1396**
PCLAMPS-173-3	**1396**
PCLAMPS-173-4	**1396**
PCLAMPS-173F-1	**1396**
PCLAMPS-173F-2	**1396**
PCLAMPS-173F-3	**1396**
PCLAMPS-173F-5	**1396**
PCLAMPS-173M-2	**1397**
PCLAMPS-173M-3	**1397**
PCLAMPS-173M-4	**1397**
PCLAMPS-173M-5	**1397**
PCLAMPS-176-2	**1397**
PCLAMPS-176-3	**1397**
PCLAMPS-176-4	**1397**
PCLAMPS-176-5	**1397**
PCLAMPS-179-1	**1397**
PCLAMPS-179-2	**1397**
PCLAMPS-179-3	**1397**
PCLAMPS-179-4	**1397**
PCLAMPS-182-2	**1397**
PCLAMPS-182-3	**1397**
PCLAMPS-182-4	**1397**
PCLAMPS-184-2	**1397**
PCLAMPS-184-4	**1397**
PCLAMPS-198-2	**1397**
PCLAMPS-198-3	**1397**
PCLAMPS-198-4	**1397**
PCLAMPS-199-3	**1397**
PCLAMPS-199-4	**1397**
PCLAMPS-201-2	**1397**
PCLAMPS-201-4	**1397**
PCLAMPS-204-2	**1397**
PCLAMPS-204-4	**1397**
PCLAMPS-219-2	**1397**
PCLAMPS-219-4	**1397**
PCLAMPS-224-2	**1397**
PCLAMPS-224-3	**1397**
PCLAMPS-224-4	**1397**
PCLAMPS-225-2	**1397**
PCLAMPS-225-4	**1397**
PCLAMPS-233	**1398**
PCLAMPS-235-1-2	**1398**
PCLAMPS-2353-4-5	**1398**
PCLAMPS-GS3-1-2	**1398**
PCLAMPS-GS3-4-5	**1398**
PCLAMP-TUBE1-325	**1395**
PCLAMP-TUBE1-6.5	**1395**
PCLAMP-TUBE2-325	**1395**
PCLAMP-TUBE2-6.5	**1395**
PCLAMP-TUBE3-325	**1395**
PCLAMP-TUBE3-6.5	**1395**
PCLAMP-TUBE4-325	**1395**
PCLAMP-TUBE4-6.5	**1395**
PCLAMP-TUBE5-325	**1395**
PCLAMP-TUBE5-6.5	**1395**
PCLIP-KIT-MS	**1543**
PCLIP-KIT-SS	**1543**
PCP-02	**89**
PCP-04	**89**
PCP-06	**89**
PCP-08	**89**
PCP-12	**89**
PCP-16	**89**
PCSE	**1092**
PCSRAB1	**1543**
PCSW	**884**
PCT112	**1487**
PCT2	**1487**
PCT212	**1487**
PCT3BSP	**1487**
PCT3URT	**1488**
PCT4BSP	**1487**
PCT4URT	**1488**
PCU15	**1134**
PCU22	**1134**
PCU28	**1134**
PCU35	**1134**
PCU42	**1134**
PCU54	**1134**
PCU67	**1134**
PCV-02-SS-FF	**963**
PCV-04-SS-FF	**963**
PCV-06-SS-FF	**963**
PCV-08-SS-FF	**963**
PCV-12-SS-FF	**963**
PCV-16-SS-FF	**963**
PCVC04-01	**792**
PCVC04-02	**792**
PCVC06-01	**792**
PCVC06-02	**792**
PCVC08-01	**792**
PCVC08-02	**792**
PCVC10-02	**792**
PCVC10-03	**792**
PCVC12-02	**792**
PCVC12-03	**792**
PCVF01-01	**792**
PCVF02-02	**792**
PCVF03-03	**792**
PCVF04-04	**792**
PCVU04	**792**
PCVU06	**792**
PCVU08	**792**
PCVU10	**792**
PCZRAB1	**1543**
PDCP-4	**318**
PDCP-6	**318**
PE-000.715	**1095**
PE-04025-0100M-B	**918**
PE-04025-0100M-E	**918**
PE-04025-0100M-N	**918**
PE-0604-0100M-B	**918**
PE-0604-0100M-E	**918**
PE-0604-0100M-N	**918**
PE-0604-0100M-R	**918**
PE-0806-100M-B	**918**
PE-0806-100M-E	**918**
PE-0806-100M-N	**918**
PE1/2	**777**
PE1/4	**777**
PE1/8	**777**
PE-1007-100M-B	**918**
PE-1007-100M-E	**918**
PE-1007-100M-N	**918**
PE-1007-100M-R	**918**
PE-1209-100M-B	**918**
PE-1209-100M-E	**918**
PE-1209-100M-R	**918**
PE-140020CX	**1096**
PE-140025CX	**1096**
PE-140025U	**1096**
PE-140031U	**1096**
PE-140032CX	**1096**
PE-140040CX	**1096**
PE-140040U	**1096**
PE-140050CX	**1096**
PE-140063CX	**1096**
PE-141020C	**1096**
PE-141024CU	**1096**
PE-141025C	**1096**
PE-141030UM	**1096**
PE-141031CU	**1096**
PE-141031UM	**1096**
PE-141032C	**1096**
PE-141032UM	**1096**
PE-141040C	**1096**
PE-141040CU	**1096**
PE-141041UM	**1096**
PE-141050C	**1096**
PE-141063C	**1096**
PE-142020C	**1096**
PE-142024UM	**1096**
PE-142025C	**1096**
PE-142025UM	**1096**
PE-142030UM	**1096**
PE-142031UM	**1096**
PE-142032C	**1096**
PE-142032UM	**1096**
PE-142040C	**1096**
PE-142040UM	**1096**
PE-142041UM	**1096**
PE-142050C	**1096**
PE-142063C	**1096**
PE3/8	**777**
PE-701.016	**1093**
PE-701.020	**1093**
PE-701.025	**1093**
PE-701.032	**1093**
PE-701.040	**1093**
PE-701.050	**1093**
PE-701.063	**1093**
PE-701.075	**1093**
PE-701.110	**1093**
PE-702.020	**1093**
PE-702.025	**1093**
PE-702.031	**1093**
PE-702.032	**1093**
PE-702.040	**1093**
PE-702.049	**1093**
PE-702.063	**1093**
PE-703.016	**1093**
PE-703.020	**1093**
PE-703.022	**1093**
PE-703.024	**1093**
PE-703.025	**1093**
PE-703.027	**1093**
PE-703.031	**1093**
PE-703.032	**1093**
PE-703.039	**1093**
PE-703.040	**1093**
PE-703.050	**1093**
PE-703.063	**1093**
PE-703.075	**1093**
PE-703.090	**1093**
PE-703.110	**1093**
PE-704.016	**1093**
PE-704.020	**1093**
PE-704.021	**1093**
PE-704.024	**1093**
PE-704.025	**1093**
PE-704.026	**1093**
PE-704.031	**1093**
PE-704.032	**1093**
PE-704.033	**1093**
PE-704.039	**1093**
PE-704.040	**1093**
PE-704.041	**1093**
PE-704.049	**1093**
PE-704.050	**1093**
PE-704.051	**1093**
PE-704.063	**1093**
PE-704.074	**1093**
PE-704.075	**1093**
PE-704.090	**1093**
PE-705.020	**1093**
PE-705.025	**1093**
PE-705.032	**1093**
PE-705.050	**1093**
PE-705.063	**1093**
PE-706.016	**1093**
PE-706.020	**1093**
PE-706.025	**1093**
PE-706.032	**1093**
PE-706.040	**1093**
PE-706.050	**1093**
PE-706.063	**1093**
PE-706.090	**1093**
PE-707.020	**1093**
PE-707.024	**1093**
PE-707.025	**1093**
PE-707.031	**1093**
PE-707.032	**1093**
PE-707.050	**1093**
PE-707.063	**1093**
PE-708.020	**1093**
PE-708.024	**1093**
PE-708.025	**1093**
PE-708.031	**1093**
PE-708.032	**1093**
PE-708.050	**1093**
PE-708.063	**1093**
PE-709.020	**1094**
PE-709.025	**1094**
PE-709.032	**1094**
PE-709.040	**1094**
PE-709.050	**1094**
PE-709.063	**1094**
PE-709.075	**1094**
PE-710.020	**1094**
PE-710.024	**1094**
PE-710.025	**1094**
PE-710.031	**1094**
PE-710.032	**1094**
PE-710.040	**1094**
PE-710.050	**1094**
PE-710.090	**1094**
PE-711.020	**1094**
PE-711.025	**1094**
PE-711.032	**1094**
PE-711.050	**1094**
PE-711.063	**1094**
PE-712.020	**1094**
PE-712.025	**1094**
PE-713.025	**1094**
PE-713.032	**1094**
PE-713.063	**1094**
PE-714.050	**1094**
PE-714.063	**1094**

Code	Page
PE-714.075	1094
PE-714.090	1094
PE-715.020	1095
PE-715.025	1095
PE-715.032	1095
PE-716016	1095
PE-716020	1095
PE-716025	1095
PE-716032	1095
PE-716040	1095
PE-717020	1095
PE-717025	1095
PE-717032	1095
PE-717040	1095
PE-717050	1095
PE-718025	1095
PE-718032	1095
PE-718040	1095
PE-718050	1095
PE-718063	1095
PE-719032	1095
PE-719040	1095
PE-719050	1095
PE-719063	1095
PE-720020	1095
PE-720021	1095
PE-720022	1095
PE-720026	1095
PE-720032	1095
PE-720033	1095
PE-720041	1095
PE-721020	1095
PE-721021	1095
PE-721022	1095
PE-721025	1095
PE-721026	1095
PE-721027	1095
PE-721032	1095
PE-721033	1095
PE-721034	1095
PE-721040	1095
PE-721041	1095
PE-721042	1095
PE-722020	1095
PE-722025	1095
PE-722032	1095
PE-722040	1095
PE-723020	1095
PE-723021	1095
PE-723025	1095
PE-723026	1095
PE-723033	1095
PE-723121	1095
PE-723132	1095
PE-723221	1095
PE-723226	1095
PE-723232	1095
PE-723233	1095
PE-724001	1096
PE-724002	1096
PE-724003	1096
PE-724004	1096
PE-724005	1096
PE-724006	1096
PE-724007	1096
PE-724008	1096
PE-724010	1096
PE-724011	1096
PE-724012	1096
PE-724013	1096
PE-724014	1096
PE-724016	1096
PE-724120	1096
PE-724121	1096
PE-724125	1096
PE-724126	1096
PE-724132	1096
PE-724133	1096
PE-724221	1096
PE-724226	1096
PE-724233	1096
PE-725020	1094
PE-725025	1094
PE-725032	1094
PE-725050	1094
PE-725075	1094
PE-776001	1094
PE-776002	1094
PE-776003	1094
PE-776004	1094
PE-780020	1094
PE-780025	1094
PE-780032	1094
PEM0210W	880
PEM0228W	880
PEM0310W	880
PEM03228W	880
PEM0410W	880
PEM0428W	880
PEM061510W	881
PEM062215W	881
PEM062815W	881
PEM062822W	881
PEM221010W	880
PEM3015AW	880
PEM3015BW	880
PEM302210AW	880
PEM3022BW	880
PEM3028AW	880
PEM3028DW	880
PEM3201W	880
PEM3202W	880
PEM3203W	880
PEM3210W	880
PEM532210W	883
PEM532215W	883
PEM571515W	883
PEM572222W	883
PEMBTC1514	883
PE-MDPE20BLK	1094
PE-MDPE20BLU	1094
PE-MDPE25BLK	1094
PE-MDPE25BLU	1094
PE-MDPE32BLK	1094
PE-MDPE32BLU	1094
PE-MDPE63BLK	1094
PE-MDPE63BLU	1094
PEN1-1	1177
PEN112-112	1177
PEN114-114	1177
PEN12-12	1177
PEN2-2	1177
PEN3-3	1177
PEN34-34	1177
PES1-1	1177
PES112-112	1177
PES114-114	1177
PES12-12	1177
PES2-2	1177
PES3-3	1177
PES34-34	1177
PF0406-14	902
PF0406-14-NG	902
PF0508-14	902
PF0508-14-NG	902
PF0610-14	902
PF0610-14-NG	902
PF0812-14	902
PF0812-14-NG	902
PF0812-38	902
PF0812-38-NG	902
PFFN-1/4	1611
PFS-1315L	1457
PFS-1315M	1457
PFS-1320L	1457
PFS-1320M	1457
PFS-615H	1457
PFS-915H	1457
PFS-915L	1457
PFS-915M	1457
PFS-920L	1457
PFS-920M	1457
PFT-02	89
PFT-04	89
PFT-06	89
PFT-08	89
PFT1.1310.002	306
PFT1.1313.002	306
PFT1.1318.102	306
PFT-12	89
PFT-16	89
PFT3.1313.213	306
PFT3.1318.503	306
PFT3.1322.503	306
PG001-VB-1/4	695
PG001-VB-1/8	695
PG010-PB-1/4	695
PG010-PB-1/8	695
PG1/2-3/8	777
PG205CTW00	1052
PG205STW00	1052
PG206CTX00	1052
PG206STX00	1052
PG207STY00	1052
PG208STZ00	1052
PG209STK00	1052
PG210STJ00	1052
PG63-001BG	264
PG63-001RG	264
PG63-002BG	264
PG63-002RG	264
PG63-004BG	264
PG63-004RG	264
PG63-006BG	264
PG63-006RG	264
PG63-012BG	264
PG63-012RG	264
PG63-014BG	264
PG63-020BG	264
PG63-020RG	264
PG63-025BG	264
PG63-025RG	264
PG63-040BG	264
PG63-040RG	264
PG63-060BG	264
PG63-060RG	264
PG63-120BG	264
PG63-120RG	264
PG63-200BG	264
PG63-200RG	264
PG63-250BG	264
PG63-250RG	264
PG63-400BG	264
PG63-400RG	264
PG63-600BG	264
PG63-600RG	264
PGA-04-04	88
PGA-06-06	88
PGA-08-08	88
PGB050114	411
PGB050118	411
PGB050314	411
PGB050318	411
PGB050414	411
PGB050418	411
PGB050614	411
PGB050618	411
PGB051014	411
PGB051018	411
PGB051214	411
PGB051414	411
PGB051418	411
PGB052014	411
PGB052018	411
PGB060114	411
PGB060314	411
PGB060414	411
PGB061014	411
PGB061214	411
PGB062014	411
PGB100138	411
PGB100338	411
PGB100438	411
PGB100638	411
PGB101038	411
PGB101238	411
PGB102038	411
PGBP040418	411
PGBP040618	411
PGBP041018	411
PGBP041218	411
PGBP060414	411
PGBP060614	411
PGBP061014	411
PGBP061214	411
PGBU040418	411
PGBU061014	411
PGR050114	410
PGR050314	410
PGR050414	410
PGR050614	410
PGR051014	410
PGR051214	410
PGR052014	410
PGR060114	410
PGR061014	410
PGR061214	410
PGR062014	410
PH12.1	1625
PH12.3/4	1625
PH20.1	1625
PH20.3/4	1625
PHC-02	88
PHC-04	88
PHC-06	88
PHC-08	88
PHC-12	88
PHC12-12RP	318
PHC-16	88
PHC16-16RP	318
PHC20-20RP	318
PHC4-4RP	318
PHC6-6RP	318
PHC8-8RP	318
PHN-01	88
PHN-02	88
PHN-04	88
PHN-06	88
PHN-08	88
PHN-12	88
PHN12-12RP	318
PHN-16	88
PHN16-16RP	318
PHN4-4RP	318
PHN6-6RP	318
PHN8-8RP	318
PHNL-02-L1.5	88
PHNL-02-L2	88
PHNL-02-L3	88
PHNL-02-L4	88
PHNL-02-L6	88
PHNL-04-L1.5	88
PHNL-04-L2	88
PHNL-04-L3	88
PHNL-04-L4	88
PHNL-04-L6	88
PHNL-06-L1.5	88
PHNL-06-L2	88
PHNL-06-L3	88
PHNL-06-L4	88
PHNL-06-L6	88
PHNL-08-L1.5	88
PHNL-08-L2	88
PHNL-08-L3	88
PHNL-08-L4	88
PHNL-08-L6	88
PHNL-12-L2	88
PHNL-12-L3	88
PHNL-12-L4	88
PHNL-12-L6	88

Code	Page
PHNL-16-L1.5	**88**
PHNL-16-L2	**88**
PHNL-16-L3	**88**
PHNL-16-L4	**88**
PHNL-16-L6	**88**
PI00	**1016**
PI00S	**1016**
PI010601S	**840**
PI010621S	**840**
PI010801S	**840**
PI010802S	**840**
PI010812S	**840**
PI010821S	**840**
PI010822S	**840**
PI010823S	**840**
PI011202S	**840**
PI011203S	**840**
PI011212S	**840**
PI011221S	**840**
PI011222S	**840**
PI011223S	**840**
PI011224S	**840**
PI011603S	**840**
PI011604S	**840**
PI011623S	**840**
PI011624S	**840**
PI012026S	**840**
PI0206S	**840**
PI0208S	**840**
PI0212S	**840**
PI0216S	**840**
PI0306S	**841**
PI0308S	**841**
PI0312S	**841**
PI0316S	**841**
PI0406S	**840**
PI0408S	**840**
PI0412S	**840**
PI0416S	**840**
PI050621S	**840**
PI050801S	**840**
PI050802S	**840**
PI050821S	**840**
PI050822S	**840**
PI050823S	**840**
PI051202S	**840**
PI051203S	**840**
PI051212S	**840**
PI051213S	**840**
PI051222S	**840**
PI051223S	**840**
PI051603S	**840**
PI051604S	**840**
PI051623S	**840**
PI051624S	**840**
PI060605S	**841**
PI061006S	**841**
PI061008S	**841**
PI061206S	**841**
PI061208S	**841**
PI061210S	**841**
PI061610S	**841**
PI061612S	**841**
PI0806S	**841**
PI0808S	**841**
PI0812S	**841**
PI0816S	**841**
PI090621S	**841**
PI090801S	**841**
PI090802S	**841**
PI090822S	**841**
PI091202S	**841**
PI091203S	**841**
PI091603S	**841**
PI091604S	**841**
PI091623S	**841**
PI091624S	**841**
PI10	**1016**
PI100802S	**840**
PI10S	**1016**
PI1206S	**840**
PI1208S	**840**
PI121208S	**840**
PI1212S	**840**
PI1216S	**840**
PI131012S	**842**
PI131216S	**842**
PI1908S	**842**
PI1916S	**842**
PI20	**1016**
PI200806S	**842**
PI201006S	**842**
PI201008S	**842**
PI201206S	**842**
PI201208S	**842**
PI201210S	**842**
PI201610S	**842**
PI201612S	**842**
PI20S	**1016**
PI211006S	**841**
PI211008S	**841**
PI211206S	**841**
PI211208S	**841**
PI211210S	**841**
PI211610S	**841**
PI211612S	**841**
PI220606S	**841**
PI220808S	**841**
PI221206S	**841**
PI221208S	**841**
PI221210S	**841**
PI221212S	**841**
PI221616S	**841**
PI2308S	**842**
PI2312S	**842**
PI2316S	**842**
PI241210S	**842**
PI250806S	**842**
PI250808S	**842**
PI250810S	**842**
PI251006S	**842**
PI251008S	**842**
PI251012S	**842**
PI251208S	**842**
PI251210S	**842**
PI251212S	**842**
PI251216S	**842**
PI251612S	**842**
PI251616S	**842**
PI290808S	**842**
PI290810S	**842**
PI291008S	**842**
PI291208S	**842**
PI291210S	**842**
PI30	**1016**
PI301208S	**840**
PI301612S	**840**
PI30S	**1016**
PI40	**1016**
PI40S	**1016**
PI450822S	**841**
PI451014FS	**841**
PI451213S	**841**
PI451214FS	**841**
PI451222S	**841**
PI451613S	**841**
PI4608S	**842**
PI4612S	**842**
PI4712S	**842**
PI480821S	**841**
PI480822S	**841**
PI480823S	**841**
PI481022S	**841**
PI481023S	**841**
PI481222S	**841**
PI481223S	**841**
PI482024S	**841**
PI491612S	**842**
PIC1808R	**842**
PIC1812R	**842**
PINCH-AP6252	**627**
PINCH-AP6304	**627**
PINCH-AP6372	**627**
PINS	**1474**
PISV0412S	**884**
PISV0416S	**884**
PIUB16S	**842**
PKM0215W	**880**
PKM0222W	**880**
PKM0315W	**880**
PKM0322W	**880**
PKM0415W	**880**
PKM0422W	**880**
PKM201510W	**880**
PKM202215W	**880**
PKM221515W	**880**
PKM222222W	**880**
PKM3022AW	**880**
PKM3022CW	**880**
PKM3022DW	**880**
PKM4615W	**880**
PKM4622W	**880**
PKMSTC1514	**881**
PKMSTC1516	**881**
PKMSTC2216	**881**
PL03-M3C	**788**
PL03-M5C	**788**
PL03-M6C	**788**
PL04-01C	**788**
PL04-G01C	**788**
PL04-M3C	**788**
PL04-M5C	**788**
PL04-M6C	**788**
PL06-01C	**788**
PL06-G01C	**788**
PL06-M5C	**788**
PL06-M6C	**788**
PL1/2-03	**777**
PL1/2-04	**777**
PL1/4-01	**777**
PL1/4-02	**777**
PL1/4-N00C	**790**
PL1/4-N01C	**790**
PL1/4-U10C	**790**
PL1/8-N00C	**790**
PL1/8-N01C	**790**
PL1/8-U10C	**790**
PL3/8-01	**777**
PL3/8-02	**777**
PL5/32-N00C	**790**
PL5/32-N01C	**790**
PL5/32-U10C	**790**
PLK4.0606.113	**301**
PLK4.1310.113	**301**
PLK4.1313.113	**301**
PLK4.2013.113	**301**
PLK4.2019.113	**301**
PLK4.2519.113	**301**
PLK4.2525.113	**301**
PLK4.3025.113	**301**
PLK4.3031.113	**301**
PLK4.3939.113	**301**
PLK4.5051.113	**301**
PLL03-M3C	**788**
PLL03-M5C	**788**
PLL03-M6C	**788**
PLL04-01C	**788**
PLL04-M3C	**788**
PLL04-M5C	**788**
PLL04-M6C	**788**
PLL06-01C	**788**
PLL06-G01C	**788**
PLL06-M5C	**788**
PLL06-M6C	**788**
PLL1/4-N00C	**790**
PLL1/4-N01C	**790**
PLL1/4-U10C	**790**
PLL1/8-N00C	**790**
PLL1/8-N01C	**790**
PLL1/8-U10C	**790**
PLL5/32-N00C	**790**
PLL5/32-N01C	**790**
PLL5/32-U10C	**790**
PLM04C	**789**
PLM06C	**789**
PLM1/4C	**791**
PLM1/8C	**791**
PLM5/32C	**791**
PLS1.0606.112	**299**
PLS1.0606.113	**299**
PLS1.1010.112	**299**
PLS1.1010.113	**299**
PLS1.1013.112	**299**
PLS1.1013.113	**299**
PLS1.1313.112	**299**
PLS1.1313.113	**299**
PLS1.2019.112	**299**
PLS1.2019.113	**299**
PLS1.2525.112	**299**
PLS1.2525.113	**299**
PLS1.2531.112	**299**
PLS1.2531.113	**299**
PLSX.0606.112	**299**
PLSX.0606.113	**299**
PLSX.1010.112	**299**
PLSX.1010.113	**299**
PLSX.1013.112	**299**
PLSX.1013.113	**299**
PLSX.1313.112	**299**
PLSX.1313.113	**299**
PLSX.2019.112	**299**
PLSX.2019.113	**299**
PLSX.2525.112	**299**
PLSX.2525.113	**299**
PLSX.2531.112	**299**
PLSX.2531.113	**299**
PLT.006.802	**302**
PLT.006.803	**303**
PLT.006.812	**302**
PLT.006.813	**303**
PLT.006.822	**302**
PLT.006.832	**302**
PLT.006.833	**303**
PLT.006.852	**302**
PLT.006.853	**303**
PLT.006.862	**302**
PLT.006.863	**303**
PLT.006.873	**303**
PLT.006.882	**302**
PLT.006.883	**303**
PLT.006.892	**302**
PLT.006.893	**303**
PLT.013.802	**302**
PLT.013.812	**302**
PLT.013.822	**302**
PLT.013.832	**302**
PLT.013.852	**302**
PLT.013.862	**302**
PLT.013.872	**302**
PLT.013.882	**302**
PLT.013.892	**302**
PLT.019.802	**302**
PLT.019.803	**303**
PLT.019.812	**302**
PLT.019.813	**303**
PLT.019.822	**302**
PLT.019.823	**303**
PLT.019.832	**302**
PLT.019.833	**303**
PLT.019.852	**302**
PLT.019.853	**303**
PLT.019.862	**302**
PLT.019.863	**303**
PLT.019.872	**302**
PLT.019.873	**303**
PLT.019.882	**302**
PLT.019.883	**303**
PLT.019.892	**302**
PLT.019.893	**303**
PLT.025.802	**302**

Code	Page
PLT.025.803	**303**
PLT.025.812	**302**
PLT.025.813	**303**
PLT.025.822	**302**
PLT.025.823	**303**
PLT.025.832	**302**
PLT.025.833	**303**
PLT.025.842	**302**
PLT.025.843	**303**
PLT.025.872	**302**
PLT.025.873	**303**
PLT.030.802	**302**
PLT.030.803	**303**
PLT.030.812	**302**
PLT.030.813	**303**
PLT.030.822	**302**
PLT.030.823	**303**
PLT.030.832	**302**
PLT.030.833	**303**
PLT.030.843	**303**
PLT.030.872	**302**
PLT.030.873	**303**
PLT.613.803	**303**
PLT.613.813	**303**
PLT.613.823	**303**
PLT.613.833	**303**
PLT.613.843	**303**
PLT.613.853	**303**
PLT.613.873	**303**
PLT.613.893	**303**
PLT1.0606.002	**301**
PLT1.0606.003	**301**
PLT1.1310.002	**301**
PLT1.1310.003	**301**
PLT1.1313.002	**301**
PLT1.1313.003	**301**
PLT1.2013.002	**301**
PLT1.2013.003	**301**
PLT1.2019.002	**301**
PLT1.2019.003	**301**
PLT1.2519.002	**301**
PLT1.2519.003	**301**
PLT1.2525.002	**301**
PLT1.2525.003	**301**
PLT1.3031.002	**301**
PLT1.3031.003	**301**
PLT1.3939.002	**301**
PLT1.3939.003	**301**
PLT1.5051.112	**301**
PLT4.0606.112	**301**
PLT4.0606.113	**301**
PLT4.1310.112	**301**
PLT4.1310.113	**301**
PLT4.1313.112	**301**
PLT4.1313.113	**301**
PLT4.1319.032	**301**
PLT4.1319.033	**301**
PLT4.2013.112	**301**
PLT4.2013.113	**301**
PLT4.2019.112	**301**
PLT4.2019.113	**301**
PLT4.2027.032	**301**
PLT4.2027.033	**301**
PLT4.2519.112	**301**
PLT4.2519.113	**301**
PLT4.2525.112	**301**
PLT4.2525.113	**301**
PLT4.3025.112	**301**
PLT4.3025.113	**301**
PLT4.3031.112	**301**
PLT4.3031.113	**301**
PLTX.0606.112	**299**
PLTX.0606.113	**299**
PLTX.1310.112	**299**
PLTX.1310.113	**299**
PLTX.1313.112	**299**
PLTX.1313.113	**299**
PLTX.2013.112	**299**
PLTX.2013.113	**299**
PLTX.2019.112	**299**
PLTX.2019.113	**299**
PLTX.2519.112	**299**
PLTX.2519.113	**299**
PLTX.2525.112	**299**
PLTX.2525.113	**299**
PLTX.3031.112	**299**
PLTX.3031.113	**299**
PLTX.3939.112	**299**
PLTX.3939.113	**299**
PLTX.5051.112	**299**
PLTX.5051.113	**299**
PLUGTITE-MAX-4	**51**
PLUGTITE-MINI-20	**51**
PLUGTITE-MIX-9	**51**
PLUGTITE-STD-10	**51**
PM010401E	**836**
PM010401S	**840**
PM010402E	**836**
PM010402S	**840**
PM010411E	**836**
PM010412E	**836**
PM010421S	**840**
PM010422S	**840**
PM010501E	**836**
PM010502E	**836**
PM010511E	**836**
PM010512E	**836**
PM010601E	**836**
PM010602E	**836**
PM010611E	**836**
PM010612E	**836**
PM010801E	**836**
PM010801S	**840**
PM010802E	**836**
PM010802S	**840**
PM010803E	**836**
PM010803S	**840**
PM010811E	**836**
PM010812E	**836**
PM010813E	**836**
PM010821S	**840**
PM010822S	**840**
PM010823S	**840**
PM011002E	**836**
PM011003E	**836**
PM011004E	**836**
PM011012E	**836**
PM011013E	**836**
PM011014E	**836**
PM011203E	**836**
PM011204E	**836**
PM011213E	**836**
PM011214E	**1090**
PM011514E	**836**
PM011516E	**1090**
PM011814E	**1090**
PM012216E	**1090**
PM0204E	**836**
PM0204S	**840**
PM0205E	**836**
PM0206E	**836**
PM0208E	**836**
PM0208S	**840**
PM0210E	**836**
PM0212E	**836**
PM0215E	**836**
PM0218E	**1090**
PM0222E	**1090**
PM03018AE	**1090**
PM0304E	**836**
PM0304S	**841**
PM0305E	**836**
PM0306E	**836**
PM0308E	**836**
PM0308S	**841**
PM0310E	**836**
PM0312E	**836**
PM0315E	**836**
PM0318E	**1090**
PM0322E	**1090**
PM0328E	**1090**
PM0404E	**837**
PM0404S	**840**
PM0405E	**837**
PM0406E	**837**
PM0408E	**837**
PM0408S	**840**
PM0410E	**837**
PM0412E	**1091**
PM0415E	**1091**
PM0418E	**1091**
PM0422E	**1091**
PM0428E	**1091**
PM050401E	**837**
PM050402E	**837**
PM050411E	**837**
PM050412E	**837**
PM050421S	**840**
PM050422S	**840**
PM050501E	**837**
PM050502E	**837**
PM050511E	**837**
PM050512E	**837**
PM050601E	**837**
PM050602E	**837**
PM050611E	**837**
PM050612E	**837**
PM050801E	**837**
PM050801S	**840**
PM050802E	**837**
PM050802S	**840**
PM050803E	**837**
PM050811E	**837**
PM050812E	**837**
PM050813E	**837**
PM050821S	**840**
PM050822S	**840**
PM050823S	**840**
PM051002E	**837**
PM051003E	**837**
PM051004E	**837**
PM051012E	**837**
PM051013E	**837**
PM051014E	**837**
PM051203E	**837**
PM051204E	**837**
PM051213E	**837**
PM051214E	**837**
PM051513E	**1090**
PM051514E	**1090**
PM051814E	**1090**
PM052214E	**1090**
PM052216E	**1090**
PM060504E	**838**
PM060604E	**838**
PM060605E	**838**
PM060804E	**838**
PM060805E	**838**
PM060806E	**838**
PM061006E	**838**
PM061008E	**838**
PM061208E	**838**
PM061210E	**838**
PM061510E	**838**
PM061512E	**1091**
PM061815E	**1091**
PM062215E	**1091**
PM062218E	**1091**
PM062815E	**1091**
PM0804R	**838**
PM0804S	**841**
PM0805R	**838**
PM0806R	**838**
PM0808R	**838**
PM0808S	**841**
PM0810R	**838**
PM0812R	**838**
PM0815E	**1091**
PM0815R	**838**
PM0818E	**1091**
PM0822E	**1091**
PM0828E	**1091**
PM090401E	**838**
PM090402E	**838**
PM090411E	**838**
PM090412E	**838**
PM090421S	**841**
PM090501E	**838**
PM090502E	**838**
PM090511E	**838**
PM090512E	**838**
PM090601E	**838**
PM090602E	**838**
PM090611E	**838**
PM090612E	**838**
PM090801E	**838**
PM090801S	**841**
PM090802E	**838**
PM090803E	**838**
PM090803S	**841**
PM090811E	**838**
PM090812E	**838**
PM090813E	**838**
PM091002E	**838**
PM091003E	**838**
PM091004E	**838**
PM091012E	**838**
PM091013E	**838**
PM091014E	**838**
PM091203E	**838**
PM091204E	**838**
PM091213E	**838**
PM091214E	**838**
PM100401E	**839**
PM100402E	**839**
PM100411E	**839**
PM100412E	**839**
PM100502E	**839**
PM100511E	**839**
PM100512E	**839**
PM100601E	**839**
PM100602E	**839**
PM100611E	**839**
PM100612E	**839**
PM100801E	**839**
PM100802E	**839**
PM100803E	**839**
PM100811E	**839**
PM100812E	**839**
PM100813E	**839**
PM101002E	**839**
PM101003E	**839**
PM101004E	**839**
PM101012E	**839**
PM101013E	**839**
PM101014E	**839**
PM101203E	**839**
PM101204E	**839**
PM101213E	**839**
PM101214E	**839**
PM110411E	**837**
PM110511E	**837**
PM110512E	**837**
PM110601E	**837**
PM110611E	**837**
PM110612E	**837**
PM110801S	**840**
PM110802E	**837**
PM110811E	**837**
PM110812E	**837**
PM110813E	**837**
PM111003E	**837**
PM111012E	**837**
PM111013E	**837**
PM111014E	**837**
PM111203E	**837**
PM111204E	**837**
PM111213E	**837**
PM111214E	**837**
PM1-12	**1165**

Code	Page
PM112-114	**1165**
PM114-1	**1165**
PM1-1FF	**1165**
PM1204E	**838**
PM1206E	**838**
PM1208E	**838**
PM1208S	**840**
PM1210E	**838**
PM12-12	**1165**
PM1212E	**838**
PM12-12FF	**1165**
PM12-38	**1165**
PM1-34	**1165**
PM1-38	**1165**
PM14-14	**1165**
PM14-14FF	**1165**
PM14-18	**1165**
PM15WB	**1091**
PM18-18	**1165**
PM18-18FF	**1165**
PM1904E	**839**
PM1904S	**842**
PM1905E	**839**
PM1908S	**842**
PM1910E	**839**
PM1912E	**839**
PM1915B	**884**
PM1915E	**839**
PM1922E	**839**
PM200604E	**837**
PM200804E	**837**
PM200804S	**842**
PM200806E	**837**
PM201004E	**837**
PM201006E	**837**
PM201008E	**837**
PM201208E	**837**
PM201210E	**837**
PM210604E	**836**
PM210804E	**836**
PM210804S	**841**
PM210806E	**836**
PM211004E	**836**
PM211006E	**836**
PM211008E	**836**
PM211208E	**836**
PM211210E	**836**
PM220404E	**837**
PM220404S	**841**
PM220505E	**837**
PM220606E	**837**
PM220808E	**837**
PM220808S	**841**
PM221010E	**837**
PM221212E	**837**
PM221515E	**837**
PM221818E	**1090**
PM222222E	**1090**
PM22WB	**1091**
PM2304E	**837**
PM2310E	**837**
PM250604E	**839**
PM250806E	**839**
PM250808S	**842**

Code	Page
PM251008E	**839**
PM2608S	**842**
PM2610S	**842**
PM290808S	**842**
PM3/8	**777**
PM3022AE	**1090**
PM303X1	**756**
PM303X2	**756**
PM303X3	**756**
PM303X4	**756**
PM34-12	**1165**
PM34-34	**1165**
PM34-34FF	**1165**
PM34-38	**1165**
PM38-14	**1165**
PM38-18	**1165**
PM38-38FF	**1165**
PM450411E	**837**
PM450611E	**837**
PM450612E	**837**
PM450812E	**837**
PM451015FE	**837**
PM4612E	**1092**
PM4615E	**1092**
PM4622E	**1092**
PMC10	**423**
PMC1815R	**839**
PMC2	**423**
PMC25	**423**
PMC5	**423**
PMC80	**423**
PMM1/4C	**791**
PMM1/8C	**791**
PMM5/32C	**791**
PMN10A-BN14K	**423**
PMN10C-BN14K	**423**
PMN150A-FN14K	**423**
PMN150C-FN14K	**423**
PMN1A-BN14K	**423**
PMN1C-BN14K	**423**
PMN20C-BN14K	**423**
PMN250A-FN14K	**423**
PMN250C-FN14K	**423**
PMN2A-BN14K	**423**
PMN2C-BN14K	**423**
PMN300A-FN14K	**423**
PMN300C-FN14K	**423**
PMN50A-BN14K	**423**
PMN50C-BN14K	**423**
PMN5A-BN14K	**423**
PMN5C-BN14K	**423**
PMN80A-BN14K	**423**
PMN80C-BN14K	**423**
PMT-02	**89**
PMT-04	**89**
PMT-06	**89**
PMT-08	**89**
PMT112	**1487**
PMT2	**1487**
PMT212	**1487**
PMT3BSP	**1487**
PMT3URT	**1487**
PMT4BSP	**1487**
PMT4URT	**1487**

Code	Page
PMTT22E	**1092**
PMUB15E	**1090**
PMV-H-S-4-FF-V	**983**
PMV-H-S-4-MF-V	**983**
PN10-12	**1178**
PN10-14	**1178**
PN10-18	**1178**
PN10-38	**1178**
PN11-14-18	**1178**
PN1-12-14	**1178**
PN1-12-38	**1178**
PN11-38-14	**1178**
PN1-14-18	**1178**
PN12-12	**1150**
PN12-14	**1150**
PN12-18	**1150**
PN12-34	**1150**
PN12-38	**1150**
PN13-12	**1150**
PN13-14	**1150**
PN13-18	**1150**
PN13-34	**1150**
PN13-38	**1150**
PN1-38-14	**1178**
PN14-10-12	**1150**
PN14-10-34	**1150**
PN14-10-38	**1150**
PN14-12-12	**1150**
PN14-12-34	**1150**
PN14-14-12	**1150**
PN14-14-34	**1150**
PN14-16-34	**1150**
PN14-19-34	**1150**
PN14-4-14	**1150**
PN14-4-18	**1150**
PN14-5-14	**1150**
PN14-5-18	**1150**
PN14-5-38	**1150**
PN14-6-12	**1150**
PN14-6-14	**1150**
PN14-6-38	**1150**
PN14-8-12	**1150**
PN14-8-14	**1150**
PN14-8-38	**1150**
PN15-10-12	**1150**
PN15-10-14	**1150**
PN15-10-34	**1150**
PN15-10-38	**1150**
PN15-12-12	**1150**
PN15-12-14	**1150**
PN15-12-34	**1150**
PN15-12-38	**1150**
PN15-14-12	**1150**
PN15-14-34	**1150**
PN15-14-38	**1150**
PN15-16-12	**1150**
PN15-16-34	**1150**
PN15-19-1	**1150**
PN15-19-12	**1150**
PN15-19-34	**1150**
PN15-25-34	**1150**
PN15-4-14	**1150**
PN15-4-18	**1150**
PN15-5-14	**1150**

Code	Page
PN15-5-18	**1150**
PN15-6-12	**1150**
PN15-6-14	**1150**
PN15-6-18	**1150**
PN15-6-34	**1150**
PN15-6-38	**1150**
PN15-8-12	**1150**
PN15-8-14	**1150**
PN15-8-18	**1150**
PN15-8-38	**1150**
PN16-10-12	**1151**
PN16-10-14	**1151**
PN16-10-34	**1151**
PN16-10-38	**1151**
PN16-12-12	**1151**
PN16-12-14	**1151**
PN16-12-34	**1151**
PN16-12-38	**1151**
PN16-14-12	**1151**
PN16-14-34	**1151**
PN16-14-38	**1151**
PN16-16-12	**1151**
PN16-16-34	**1151**
PN16-19-12	**1151**
PN16-19-34	**1151**
PN16-4-14	**1151**
PN16-4-18	**1151**
PN16-5-12	**1151**
PN16-5-14	**1151**
PN16-5-18	**1151**
PN16-6-12	**1151**
PN16-6-14	**1151**
PN16-6-18	**1151**
PN16-6-38	**1151**
PN16-8-12	**1151**
PN16-8-14	**1151**
PN16-8-18	**1151**
PN16-8-38	**1151**
PN17-10-6	**1151**
PN17-10-8	**1151**
PN17-12-10	**1151**
PN17-16-14	**1151**
PN17-19-16	**1151**
PN17-5-4	**1151**
PN17-6-5	**1151**
PN17-8-6	**1151**
PN18-10	**1151**
PN18-12	**1151**
PN18-14	**1151**
PN18-16	**1151**
PN18-19	**1151**
PN18-4	**1151**
PN18-5	**1151**
PN18-6	**1151**
PN18-8	**1151**
PN19-10-6	**1150**
PN19-10-8	**1150**
PN19-12-10	**1150**
PN19-12-8	**1150**
PN19-14-10	**1150**
PN19-14-12	**1150**
PN19-16-12	**1150**
PN19-16-14	**1150**
PN19-19-14	**1150**

Code	Page
PN19-19-16	**1150**
PN19-5-4	**1150**
PN19-6-4	**1150**
PN19-6-5	**1150**
PN19-8-5	**1150**
PN19-8-6	**1150**
PN20-10	**1150**
PN20-12	**1150**
PN20-14	**1150**
PN20-16	**1150**
PN20-19	**1150**
PN20-4	**1150**
PN20-5	**1150**
PN20-6	**1150**
PN20-8	**1150**
PN21-10	**1151**
PN2-12	**1178**
PN21-4	**1151**
PN2-14	**1178**
PN21-6	**1151**
PN21-8	**1151**
PN2-18	**1178**
PN22-10-12	**1151**
PN22-10-14	**1151**
PN22-10-38	**1151**
PN22-12-12	**1151**
PN22-12-14	**1151**
PN22-12-34	**1151**
PN22-12-38	**1151**
PN22-14-38	**1151**
PN22-16-12	**1151**
PN22-16-34	**1151**
PN22-19-12	**1151**
PN22-19-34	**1151**
PN22-4-14	**1151**
PN22-4-18	**1151**
PN22-5-14	**1151**
PN22-5-18	**1151**
PN22-6-12	**1151**
PN22-6-14	**1151**
PN22-6-18	**1151**
PN22-6-38	**1151**
PN22-8-14	**1151**
PN22-8-18	**1151**
PN22-8-38	**1151**
PN23-10	**1151**
PN23-12	**1151**
PN23-14	**1151**
PN23-16	**1151**
PN23-19	**1151**
PN23-4	**1151**
PN23-5	**1151**
PN23-6	**1151**
PN23-8	**1151**
PN2-38	**1178**
PN24-10-8	**1151**
PN24-12-10	**1151**
PN24-16-14	**1151**
PN24-19-16	**1151**
PN24-5-4	**1151**
PN24-6-5	**1151**
PN24-8-6	**1151**
PN25-10-12	**1150**
PN25-12-12	**1150**

Code	Page
PN25-14-12	**1150**
PN25-19-12	**1150**
PN25-5-18	**1150**
PN25-6-18	**1150**
PN25-8-12	**1150**
PN3-12-12	**1178**
PN3-12-14	**1178**
PN3-12-38	**1178**
PN3-14-14	**1178**
PN3-14-18	**1178**
PN3-14-38	**1178**
PN3-18-12	**1178**
PN3-18-14	**1178**
PN3-38-12	**1178**
PN3-38-14	**1178**
PN3-38-18	**1178**
PN3-38-38	**1178**
PN4-12-14	**1178**
PN4-12-38	**1178**
PN4-14-18	**1178**
PN4-34-12	**1178**
PN4-34-14	**1178**
PN4-34-38	**1178**
PN4-38-14	**1178**
PN4-38-18	**1178**
PN5-12	**1178**
PN5-14	**1178**
PN5-18	**1178**
PN5-38	**1178**
PN6-12-14	**1178**
PN6-12-38	**1178**
PN6-14-18	**1178**
PN6-34-14	**1178**
PN6-38-14	**1178**
PN6-38-18	**1178**
PN7-12	**1178**
PN7-14	**1178**
PN7-38	**1178**
PNFG-110	**1105**
PNFG-20	**1105**
PNFG-25	**1105**
PNFG-32	**1105**
PNFG-40	**1105**
PNFG-50	**1105**
PNFG-63	**1105**
PNFG-75	**1105**
PNFG-90	**1105**
PNR	**1643**
PNV-HP-S-12-MF	**983**
PNV-HP-S-16-FF	**983**
PNV-HP-S-16-MF	**983**
PNV-HP-S-2-FF	**983**
PNV-HP-S-2-MF	**983**
PNV-HP-S-4-FF	**983**
PNV-HP-S-4-MF	**983**
PNV-HP-S-6-FF	**983**
PNV-HP-S-6-MF	**983**
PNV-HP-S-8-FF	**983**
PNV-HP-S-8-MF	**983**
PNV-IB-S-12-FF	**983**
PNV-IB-S-12-MF	**983**
PNV-IB-S-16-FF	**983**
PNV-IB-S-16-MF	**983**
PNV-IB-S-2-FF	**983**

Code	Page
PNV-IB-S-2-MF	**983**
PNV-IB-S-4-FF	**983**
PNV-IB-S-4-MF	**983**
PNV-IB-S-6-FF	**983**
PNV-IB-S-6-MF	**983**
PNV-IB-S-8-FF	**983**
PNV-IB-S-8-MF	**983**
POC03-M3C	**788**
POC03-M5C	**788**
POC03-M6C	**788**
POC04-01C	**788**
POC04-G01C	**788**
POC04-M3C	**788**
POC04-M5C	**788**
POC04-M6C	**788**
POC06-01C	**788**
POC06-G01C	**788**
POC06-M5C	**788**
POC06-M6C	**788**
POC1/4-N00C	**790**
POC1/4-N01C	**790**
POC1/4-U10C	**790**
POC1/8-N00C	**790**
POC1/8-N01C	**790**
POC1/8-U10C	**790**
POC5/32-N00C	**790**
POC5/32-N01C	**790**
POC5/32-U10C	**790**
POCV04	**244**
POCV06	**244**
POCV08	**244**
POLY15X13	**1215**
POLY15X19	**1215**
POLY15X25	**1215**
POLY15X9	**1215**
POLY22X13	**1215**
POLY22X19	**1215**
POLY22X25	**1215**
POLY22X9	**1215**
POLY28X13	**1215**
POLY28X19	**1215**
POLY28X25	**1215**
POLY28X9	**1215**
POLY-STATION	**284**
PP00	**1016**
PP00S	**1016**
PP-01	**89**
PP-02	**89**
PP-04	**89**
PP-06	**89**
PP-08	**89**
PP1/2	**777**
PP1/4	**777**
PP1/8	**777**
PP10	**1016**
PP10-8-8-18	**1163**
PP10S	**1016**
PP1-12-12	**1163**
PP1-12-14	**1163**
PP1-12-38	**1163**
PP-12	**89**
PP13-14	**1163**
PP-16	**89**
PP1-6-14	**1163**

Code	Page
PP1-6-18	**1163**
PP1-8-14	**1163**
PP1-8-18	**1163**
PP20	**1016**
PP20S	**1016**
PP2-6-14	**1163**
PP2-6-18	**1163**
PP2-8-14	**1163**
PP3/8	**777**
PP3-12	**1163**
PP3-6	**1163**
PP3-8	**1163**
PP4-8-6	**1163**
PP5-12	**1163**
PP5-6	**1163**
PP5-8	**1163**
PP6-12-12	**1163**
PP6-12-14	**1163**
PP6-12-38	**1163**
PP6-6-14	**1163**
PP6-6-18	**1163**
PP6-8-14	**1163**
PP6-8-18	**1163**
PP6-8-38	**1163**
PP7-12-12	**1163**
PP7-12-14	**1163**
PP7-12-38	**1163**
PP7-6-14	**1163**
PP7-8-14	**1163**
PP8-12-12	**1163**
PP8-12-14	**1163**
PP8-6-14	**1163**
PP9-12	**1163**
PP9-6	**1163**
PP9-8	**1163**
PPA-02	**88**
PPA-04	**88**
PPA-06	**88**
PPA-08	**88**
PPA-12	**88**
PPA-16	**88**
PPAUTO	**1519**
PPC-02	**89**
PPC-04	**89**
PPC-06	**89**
PPC-08	**89**
PPC-12	**89**
PPC150	**423**
PPC-16	**89**
PPC300	**423**
PPCF150	**423**
PPCF300	**423**
PPCLIP-110	**1106**
PPCLIP-16	**1106**
PPCLIP-160	**1106**
PPCLIP-20	**1106**
PPCLIP-225	**1106**
PPCLIP-25	**1106**
PPCLIP-32	**1106**
PPCLIP-40	**1106**
PPCLIP-50	**1106**
PPCLIP-63	**1106**
PPCLIP-75	**1106**
PPCLIP-90	**1106**

Code	Page
PPF1/2	**777**
PPFE-02	**89**
PPFE-04	**89**
PPFE-06	**89**
PPFE-08	**89**
PPFE-12	**89**
PPFE-16	**89**
PPME-02	**89**
PPME-04	**89**
PPME-06	**89**
PPME-08	**89**
PP-MS	**1519**
PPMSV040606W	**884**
PPMSV041010W	**884**
PPRO03	**944**
PPRO06	**944**
PPRO09	**944**
PP-SS	**1519**
PPSV010822W	**884**
PPSV011223W	**884**
PPSV040808W	**884**
PPSV041212W	**884**
PPSV500822W	**884**
PPV1-12-38	**1164**
PPV14-10-12	**1152**
PPV14-12-12	**1152**
PPV14-5-14	**1152**
PPV14-5-18	**1152**
PPV14-5-38	**1152**
PPV14-6-12	**1152**
PPV14-6-14	**1152**
PPV14-6-38	**1152**
PPV14-8-14	**1152**
PPV14-8-38	**1152**
PPV15-10-12	**1152**
PPV15-10-14	**1152**
PPV15-10-34	**1152**
PPV15-10-38	**1152**
PPV15-12-12	**1152**
PPV15-12-34	**1152**
PPV15-12-38	**1152**
PPV15-16-12	**1152**
PPV15-19-12	**1152**
PPV15-19-34	**1152**
PPV15-4-18	**1152**
PPV15-5-14	**1152**
PPV15-6-12	**1152**
PPV15-6-14	**1152**
PPV15-6-18	**1152**
PPV15-6-38	**1152**
PPV15-8-12	**1152**
PPV15-8-14	**1152**
PPV15-8-38	**1152**
PPV16-10-12	**1152**
PPV16-10-14	**1152**
PPV16-10-34	**1152**
PPV16-10-38	**1152**
PPV16-12-12	**1152**
PPV16-12-14	**1152**
PPV16-12-34	**1152**
PPV16-12-38	**1152**
PPV16-16-12	**1152**
PPV16-16-34	**1152**
PPV1-6-18	**1164**

Code	Page
PPV16-19-12	**1152**
PPV16-19-34	**1152**
PPV16-4-14	**1152**
PPV16-4-18	**1152**
PPV16-5-14	**1152**
PPV16-5-18	**1152**
PPV16-6-12	**1152**
PPV16-6-14	**1152**
PPV16-6-18	**1152**
PPV16-6-38	**1152**
PPV16-8-12	**1152**
PPV16-8-14	**1152**
PPV16-8-18	**1152**
PPV16-8-38	**1152**
PPV1-8-14	**1164**
PPV22-10-14	**1152**
PPV22-12-12	**1152**
PPV22-12-14	**1152**
PPV22-12-38	**1152**
PPV22-16-34	**1152**
PPV22-19-34	**1152**
PPV22-6-14	**1152**
PPV22-6-18	**1152**
PPV22-8-14	**1152**
PPV2-6-14	**1164**
PPV2-6-18	**1164**
PPV2-8-14	**1164**
PPV3.0606.112	**298**
PPV3.0606.113	**298**
PPV3.1010.112	**298**
PPV3.1010.113	**298**
PPV3.1012.302	**298**
PPV3.1012.303	**298**
PPV3.1012.502	**298**
PPV3.1012.503	**298**
PPV3.1014.302	**298**
PPV3.1014.303	**298**
PPV3.1014.502	**298**
PPV3.1014.503	**298**
PPV3.1016.302	**298**
PPV3.1016.303	**298**
PPV3.1016.402	**298**
PPV3.1016.403	**298**
PPV3.1016.502	**298**
PPV3.1016.503	**298**
PPV3.1016.603	**298**
PPV3.1018.302	**298**
PPV3.1018.303	**298**
PPV3.1018.402	**298**
PPV3.1018.403	**298**
PPV3.1018.502	**298**
PPV3.1018.503	**298**
PPV3.1018.603	**298**
PPV3.1020.402	**298**
PPV3.1020.403	**298**
PPV3.1020.603	**298**
PPV3.1313.112	**298**
PPV3.1313.113	**298**
PPV3.1314.302	**298**
PPV3.1314.303	**298**
PPV3.1314.503	**298**
PPV3.1316.302	**298**
PPV3.1316.303	**298**
PPV3.1316.503	**298**

Code	Page
PPV3.1318.302	**298**
PPV3.1318.303	**298**
PPV3.1318.402	**298**
PPV3.1318.403	**298**
PPV3.1318.503	**298**
PPV3.1318.603	**298**
PPV3.1320.402	**298**
PPV3.1320.403	**298**
PPV3.1320.603	**298**
PPV3.1322.302	**298**
PPV3.1322.303	**298**
PPV3.1322.402	**298**
PPV3.1322.403	**298**
PPV3.1322.503	**298**
PPV3.1322.603	**298**
PPV3.1324.402	**298**
PPV3.1324.403	**298**
PPV3.1324.603	**298**
PPV3.1326.302	**298**
PPV3.1326.303	**298**
PPV3.1326.503	**298**
PPV3.1330.402	**298**
PPV3.1330.403	**298**
PPV3.1330.603	**298**
PPV3.2019.112	**298**
PPV3.2019.113	**298**
PPV3.2525.112	**298**
PPV3.2525.113	**298**
PPV3-12	**1164**
PPV3-6	**1164**
PPV3-8	**1164**
PPV5-12	**1164**
PPV5-6	**1164**
PPV5-8	**1164**
PPV6-12-38	**1164**
PPV6-6-18	**1164**
PPV6-8-14	**1164**
PPV9-12	**1164**
PPV9-6	**1164**
PPV9-8	**1164**
PPW	**1016**
PPWS	**1016**
PR030103P1	**420**
PR030103P2	**420**
PR030203P1	**420**
PR030203P2	**420**
PR030505P1	**420**
PR030505P2	**420**
PR032007P1	**420**
PR032007P2	**420**
PR03B01	**420**
PR03B05	**420**
PR03B20	**420**
PR04/04	**1612**
PR101-01	**655**
PR102-01	**655**
PR104-M02	**695**
PR104-M04	**695**
PR104-M07	**695**
PR200-02	**655**
PR201-02	**655**
PR302-04	**655**
PRA/802032/M/100	**505**
PRA/802032/M/125	**505**
PRA/802032/M/160	**505**
PRA/802032/M/200	**505**
PRA/802032/M/25	**505**
PRA/802032/M/250	**505**
PRA/802032/M/320	**505**
PRA/802032/M/50	**505**
PRA/802032/M/80	**505**
PRA/802040/M/100	**505**
PRA/802040/M/160	**505**
PRA/802040/M/200	**505**
PRA/802040/M/50	**505**
PRA/802040/M/80	**505**
PRA/802050/M/100	**505**
PRA/802050/M/125	**505**
PRA/802050/M/160	**505**
PRA/802050/M/200	**505**
PRA/802050/M/25	**505**
PRA/802050/M/250	**505**
PRA/802050/M/320	**505**
PRA/802050/M/50	**505**
PRA/802050/M/80	**505**
PRA/802063/M/100	**505**
PRA/802063/M/125	**505**
PRA/802063/M/160	**505**
PRA/802063/M/200	**505**
PRA/802063/M/25	**505**
PRA/802063/M/250	**505**
PRA/802063/M/320	**505**
PRA/802063/M/50	**505**
PRA/802063/M/80	**505**
PRA/802080/M/160	**505**
PRA/802080/M/200	**505**
PRA/802080/M/25	**505**
PRA/802080/M/250	**505**
PRA/802080/M/50	**505**
PRA/802080/M/80	**505**
PRA/802100/M/100	**505**
PRA/802100/M/125	**505**
PRA/802100/M/160	**505**
PRA/802100/M/250	**505**
PRA/802100/M/320	**505**
PRA/802100/M/50	**505**
PRA-02-01	**88**
PRA-04-02	**88**
PRA-06-02	**88**
PRA-06-04	**88**
PRA-08-02	**88**
PRA-08-04	**88**
PRA-08-06	**88**
PRA-12-04	**88**
PRA-12-06	**88**
PRA-12-08	**88**
PRA-16-04	**88**
PRA-16-08	**88**
PRA-16-12	**88**
PRB-02-01	**89**
PRB-04-02	**89**
PRB-06-02	**89**
PRB-06-04	**89**
PRB-08-02	**89**
PRB-08-04	**89**
PRB-08-06	**89**
PRB1-12	**1177**
PRB112-1	**1177**
PRB112-114	**1177**
PRB112-34	**1177**
PRB114-1	**1177**
PRB114-12	**1177**
PRB114-34	**1177**
PRB-12-04	**89**
PRB-12-06	**89**
PRB-12-08	**89**
PRB1-34	**1177**
PRB-16-04	**89**
PRB-16-06	**89**
PRB-16-08	**89**
PRB-16-12	**89**
PRB2-1	**1177**
PRB2-112	**1177**
PRB2-114	**1177**
PRB212-2	**1177**
PRB2-34	**1177**
PRB3-2	**1177**
PRB3-212	**1177**
PRB34-12	**1177**
PRC-04-02	**88**
PRC-06-04	**88**
PRC-08-02	**88**
PRC-08-04	**88**
PRC-08-06	**88**
PRC-12-04	**88**
PRC-12-08	**88**
PRC-16-08	**88**
PRE1-12	**1177**
PRE112-114	**1177**
PRE114-1	**1177**
PRE12-38	**1177**
PRE1-34	**1177**
PRE2-112	**1177**
PRE34-12	**1177**
PREDV06	**244**
PREDV08	**244**
PRESSURE-L15500V	**1666**
PRESSURE-L15635V	**1666**
PRESSURE-L15760V	**1666**
PRESSURE-L15900V	**1666**
PRESSURE-L500V	**1666**
PRESSURE-L635V	**1666**
PRESSURE-L760V	**1666**
PRESSURE-L900V	**1666**
PRESSURE-LANCE	**1666**
PRESSURE-LANCE15	**1666**
PRESSURE-LANCESH	**1666**
PRHN-02-01	**88**
PRHN-04-02	**88**
PRHN-06-02	**88**
PRHN-06-04	**88**
PRHN-08-02	**88**
PRHN-08-04	**88**
PRHN-08-06	**88**
PRHN-12-06	**88**
PRHN-12-08	**88**
PRHN-16-08	**88**
PRHN-16-12	**88**
PR-M 10 L	**117**
PR-M 10 S	**117**
PR-M 12 L	**117**
PR-M 12 S	**117**
PR-M 14 S	**117**
PR-M 15 L	**117**
PR-M 16 S	**117**
PR-M 18 L	**117**
PR-M 20 S	**117**
PR-M 22 L	**117**
PR-M 25 S	**117**
PR-M 28 L	**117**
PR-M 30 S	**117**
PR-M 35 L	**117**
PR-M 38 S	**117**
PR-M 42 L	**117**
PR-M 6 L	**117**
PR-M 6 S	**117**
PR-M 8 L	**117**
PR-M 8 S	**117**
PRN112-114	**1177**
PRN114-1	**1177**
PRN1-34	**1177**
PRN2-112	**1177**
PRN212-2	**1177**
PRN34-12	**1177**
PROG12	**1647**
PRS112-114	**1177**
PRS114-1	**1177**
PRS1-34	**1177**
PRS2-112	**1177**
PRS34-12	**1177**
P-RSTV10LM-WD	**126**
P-RSTV10LR-WD	**126**
P-RSTV10SR-WD	**126**
P-RSTV12LM-WD	**126**
P-RSTV12LR-WD	**126**
P-RSTV12SR-WD	**126**
P-RSTV15LM-WD	**126**
P-RSTV15LR-WD	**126**
P-RSTV16SM-WD	**126**
P-RSTV16SR-WD	**126**
P-RSTV18LM-WD	**126**
P-RSTV18LR-WD	**126**
P-RSTV20SM-WD	**126**
P-RSTV20SR-WD	**126**
P-RSTV22LM-WD	**126**
P-RSTV25SM-WD	**126**
P-RSTV25SR-WD	**126**
P-RSTV28LM-WD	**126**
P-RSTV30SM-WD	**126**
P-RSTV30SR-WD	**126**
P-RSTV35LM-WD	**126**
P-RSTV35LR-WD	**126**
P-RSTV38SM-WD	**126**
P-RSTV38SR-WD	**126**
P-RSTV42LR-WD	**126**
P-RSTV6LM-WD	**126**
P-RSTV6LR-WD	**126**
P-RSTV6SM-WD	**126**
P-RSTV6SR-WD	**126**
P-RSTV8LM-WD	**126**
P-RSTV8LR-WD	**126**
P-RSTV8SM-WD	**126**
P-RSTV8SR-WD	**126**
PS/666/1/G	**557**
PS/666/1/N	**557**
PS/666/1/R	**557**
PS10CLR	**1754**
PS10SKR	**1754**
PS-12	**630**
PS-14	**630**
PS150SC-FNT14K	**424**
PS-18	**630**
PS20CLR	**1754**
PS20SKR	**1754**
PS24CLR	**1754**
PS300SC-FNT14K	**424**
PS32AMR	**1754**
PS32CLR	**1754**
PS32MIR	**1754**
PS32SKR	**1754**
PS-34	**630**
PS-38	**630**
PS44BKR	**1753**
PS46GRR	**1753**
PS53BKR	**1752**
PS53ORR	**1752**
PS53RBR	**1752**
PS53WHR	**1752**
PS53YER	**1752**
PS57ORR	**1752**
PS57RBR	**1752**
PS57RER	**1752**
PS57WHR	**1752**
PS57YER	**1752**
PS73ORR	**1752**
PS73RBR	**1752**
PS73RER	**1752**
PS73WHR	**1752**
PS73YER	**1752**
PS79BKR	**1752**
PS79NAR	**1752**
PS79ORR	**1752**
PS79YER	**1752**
PSBF0404CF	**40**
PSBF044504CF	**40**
PSBF049004CF	**40**
PSBF0606CF	**40**
PSBF064506CF	**40**
PSBF069006CF	**40**
PSBF0808CF	**40**
PSBF084508CF	**40**
PSBF089008CF	**40**
PSBF1212CF	**40**
PSBF124512CF	**40**
PSBF129012CF	**40**
PSBF1616CF	**40**
PSBF164516CF	**40**
PSBF169016CF	**40**
PSE-01	**89**
PSE-02	**89**
PSE-04	**89**
PSE-06	**89**
PSE-08	**89**
PSE-12	**89**
PSE-16	**89**
PSE4610W	**880**
PSJF0404CF	**40**
PSJF044504CF	**40**
PSJF049004CF	**40**
PSJF0606CF	**40**

Code	Page
PSJF064506CF	**40**
PSJF069006CF	**40**
PSJF0808CF	**40**
PSJF084508CF	**40**
PSJF089008CF	**40**
PSJF1212CF	**40**
PSJF124512CF	**40**
PSJF129012CF	**40**
PSK10	**423**
PSK100	**423**
PSK360	**423**
PSM100-BN14K	**424**
PSM10-BN14K	**424**
PSM2-BN14K	**424**
PS-M5	**630**
PSM50-BN14K	**424**
PSM5-BN14K	**424**
PSMFL06-04CF	**40**
PSMFL06-45-04CF	**40**
PSMFL06-90-04CF	**40**
PSMFL08-04CF	**40**
PSMFL08-45-04CF	**40**
PSMFL08-90-04CF	**40**
PSMFL10-06CF	**40**
PSMFL10-45-06CF	**40**
PSMFL10-90-06CF	**40**
PSMFL12-06CF	**40**
PSMFL12-45-06CF	**40**
PSMFL12-90-06CF	**40**
PSMFL15-08CF	**40**
PSMFL15-45-08CF	**40**
PSMFL15-90-08CF	**40**
PSMFL22-12CF	**40**
PSMFL22-45-12CF	**40**
PSMFL22-90-12CF	**40**
PSP150-FN14K	**424**
PSP300-FN14K	**424**
PST03-M3C	**789**
PST03-M5C	**789**
PST03-M6C	**789**
PST04-01C	**789**
PST04-G01C	**789**
PST04-M3C	**789**
PST04-M5C	**789**
PST04-M6C	**789**
PST06-01C	**789**
PST06-G01C	**789**
PST06-M5C	**789**
PST06-M6C	**789**
PST1/4-N00C	**791**
PST1/4-N01C	**791**
PST1/4-U10C	**791**
PST1/8-N00C	**791**
PST1/8-N01C	**791**
PST1/8-U10C	**791**
PST4.0606.112	**304**
PST4.0606.113	**304**
PST4.1310.112	**304**
PST4.1310.113	**304**
PST4.1313.112	**304**
PST4.1313.113	**304**
PST4.2013.112	**304**
PST4.2013.113	**304**
PST4.2019.112	**304**
PST4.2019.113	**304**
PST4.2519.112	**304**
PST4.2519.113	**304**
PST4.2525.112	**304**
PST4.2525.113	**304**
PST4.3025.112	**304**
PST4.3025.113	**304**
PST4.3031.112	**304**
PST4.3031.113	**304**
PST4.3939.112	**304**
PST4.3939.113	**304**
PST5/32-N00C	**791**
PST5/32-U10C	**791**
PT03-M3C	**788**
PT03-M5C	**788**
PT03-M6C	**788**
PT04-01C	**788**
PT04-G01C	**788**
PT04-M3C	**788**
PT04-M5C	**788**
PT04-M6C	**788**
PT06-01C	**788**
PT06-G01C	**788**
PT06-M5C	**788**
PT06-M6C	**788**
PT1	**1165**
PT1/4-N00C	**791**
PT1/4-N01C	**791**
PT1/4-U10C	**791**
PT1/8-N00C	**791**
PT1/8-N01C	**791**
PT1/8-U10C	**791**
PT112	**1165**
PT114	**1165**
PT12	**1165**
PT14	**1165**
PT18	**1165**
PT2	**1165**
PT2110QBPGG124	**251**
PT2210QBPGG124	**251**
PT38	**1165**
PT4110QBPGG164	**251**
PT4210QBPGG164	**251**
PT5/32-N00C	**791**
PT5/32-N01C	**791**
PT5/32-U10C	**791**
PTB5920000	**1588**
PTB5920003	**1588**
PTB5920005	**1588**
PTB5920006	**1588**
PTB5920008	**1588**
PTC1	**1177**
PTC112	**1177**
PTC114	**1177**
PTC12	**1177**
PTC2	**1177**
PTC34	**1177**
PTE100GA-IMDMR14	**422**
PTE100GA-IMR14	**422**
PTE100GA-VMDMR14	**422**
PTE100GA-VMR14	**422**
PTE10GA-IMDMR14	**422**
PTE10GA-IMR14	**422**
PTE10GA-VMDMR14	**422**
PTE10GA-VMR14	**422**
PTE1GA-IMDMR14	**422**
PTE1GA-IMR14	**422**
PTE1GA-VMDMR14	**422**
PTE1GA-VMR14	**422**
PTE200GA-IMDMR14	**422**
PTE200GA-IMR14	**422**
PTE200GA-VMDMR14	**422**
PTE200GA-VMR14	**422**
PTE20GA-IMDMR14	**422**
PTE20GA-IMR14	**422**
PTE20GA-VMDMR14	**422**
PTE20GA-VMR14	**422**
PTE2GA-IMDMR14	**422**
PTE2GA-IMR14	**422**
PTE2GA-VMDMR14	**422**
PTE2GA-VMR14	**422**
PTE400GA-IMDMR14	**422**
PTE400GA-IMR14	**422**
PTE400GA-VMDMR14	**422**
PTE400GA-VMR14	**422**
PTE4GA-IMDMR14	**422**
PTE4GA-IMR14	**422**
PTE4GA-VMDMR14	**422**
PTE4GA-VMR14	**422**
PTE50GA-IMDMR14	**422**
PTE50GA-IMR14	**422**
PTE50GA-VMDMR14	**422**
PTE50GA-VMR14	**422**
PTE5GA-IMDMR14	**422**
PTE5GA-IMR14	**422**
PTE5GA-VMDMR14	**422**
PTE5GA-VMR14	**422**
PTF-40	**1391**
PTF-80	**1391**
PTFE	**1391**
PTFE-1	**1472**
PTFE-112	**1472**
PTFE-114	**1472**
PTFE-12	**1472**
PTFE-2	**1472**
PTFE-212	**1472**
PTFE25MM	**1391**
PTFE-3	**1472**
PTFE-34	**1472**
PTFEF-03	**16**
PTFEF-04	**16**
PTFEF-05	**16**
PTFEF-06	**16**
PTFEF-08	**16**
PTFEF-10	**16**
PTFEF-12	**16**
PTFEF-16	**16**
PTFE-GAS	**1391**
PTH-1/2-100	**1413**
PTH-1-60	**1413**
PTH-3/4-15SAFE	**1413**
PTH-3/4-90	**1413**
PTL-1/2-100	**1414**
PTL-1/4-100	**1414**
PTL-3/16-100	**1414**
PTL-3/4-100	**1414**
PTL-3/8-100	**1414**
PTL-5/16-100	**1414**
PTP	**1649**
PTP1	**1177**
PTP112	**1177**
PTP114	**1177**
PTP12	**1177**
PTP2	**1177**
PTP212	**1177**
PTP34	**1177**
PTS-112-ABS	**1098**
PTS-12-ABS	**1098**
PTS-1-ABS	**1098**
PTS-212-ABS	**1098**
PTS-2-ABS	**1098**
PTS-3-ABS	**1098**
PTS-4-ABS	**1098**
PTV1.1010.002	**297**
PTV1.1010.003	**297**
PTV1.1313.002	**297**
PTV1.1313.003	**297**
PTV1.2019.002	**297**
PTV1.2019.003	**297**
PTV1.2525.002	**297**
PTV1.2525.003	**297**
PU03/020B	**898**
PU03/020CB	**898**
PU04/025	**898**
PU04/025-100	**899**
PU04/025B	**898**
PU04/025B-100	**899**
PU04/025CB	**898**
PU04/025CB-100	**899**
PU04/025G	**898**
PU04/025G-100	**899**
PU04/025N	**898**
PU04/025N-100	**899**
PU04/025R	**898**
PU04/025R-100	**899**
PU04/025Y	**898**
PU04/025Y-100	**899**
PU05/030B	**898**
PU05/030CB	**898**
PU05/030N	**898**
PU06/040	**898**
PU06/040-100	**899**
PU06/040B	**898**
PU06/040B-100	**899**
PU06/040CB	**898**
PU06/040CB-100	**899**
PU06/040G	**898**
PU06/040G-100	**899**
PU06/040N	**898**
PU06/040N-100	**899**
PU06/040R	**898**
PU06/040R-100	**899**
PU06/040Y	**898**
PU06/040Y-100	**899**
PU08/055	**898**
PU08/055-100	**899**
PU08/055B	**898**
PU08/055B-100	**899**
PU08/055CB	**898**
PU08/055CB-100	**899**
PU08/055G	**898**
PU08/055G-100	**899**
PU08/055N	**898**
PU08/055N-100	**899**
PU08/055R	**898**
PU08/055R-100	**899**
PU08/055Y	**898**
PU08/055Y-100	**899**
PU08/060	**898**
PU08/060-100	**899**
PU08/060B	**898**
PU08/060B-100	**899**
PU08/060CB	**898**
PU08/060CB-100	**899**
PU08/060G	**898**
PU08/060G-100	**899**
PU08/060N	**898**
PU08/060N-100	**899**
PU08/060R	**898**
PU08/060R-100	**899**
PU08/060Y	**898**
PU08/060Y-100	**899**
PU1/2	**777**
PU1/4	**777**
PU1/8	**777**
PU10/065	**898**
PU10/065-100	**899**
PU10/065B	**898**
PU10/065B-100	**899**
PU10/065CB	**898**
PU10/065CB-100	**899**
PU10/065G	**898**
PU10/065G-100	**899**
PU10/065N	**898**
PU10/065N-100	**899**
PU10/065R	**898**
PU10/065R-100	**899**
PU10/065Y	**898**
PU10/065Y-100	**899**
PU10/080	**898**
PU10/080-100	**899**
PU10/080B	**898**
PU10/080B-100	**899**
PU10/080CB	**898**
PU10/080CB-100	**899**
PU10/080N	**898**
PU10/080N-100	**899**
PU12/080	**898**
PU12/080-100	**899**
PU12/080B	**898**
PU12/080B-100	**899**
PU12/080CB	**898**
PU12/080CB-100	**899**
PU12/080G	**898**
PU12/080G-100	**899**
PU12/080N	**898**
PU12/080N-100	**899**
PU12/080R	**898**
PU12/080R-100	**899**
PU12/080Y	**898**
PU16/110B	**898**
PU16/110CB	**898**
PU20M4N01B	**276**
PU3/8	**777**
PUC03C	**789**
PUC04C	**789**
PUC06C	**789**
PUC1/4C	**791**
PUC1/8C	**791**
PUC4/1	**902**
PUC4/1-14	**902**
PUC4/1-18	**902**
PUC4/1B	**902**
PUC4/1CB	**902**
PUC4/2	**902**
PUC4/2-14	**902**
PUC4/2-18	**902**
PUC4/2B	**902**
PUC4/2CB	**902**
PUC5/32C	**791**
PUC6/1	**902**
PUC6/1-14	**902**
PUC6/1-18	**902**
PUC6/1B	**902**
PUC6/1CB	**902**
PUC6/2	**902**

Code	Page
PUC6/2-14	**902**
PUC6/2-18	**902**
PUC6/2B	**902**
PUC6/2CB	**902**
PUC6/3	**902**
PUC6/3-14	**902**
PUC6/3-18	**902**
PUC6/3B	**902**
PUC6/3CB	**902**
PUC8/2	**902**
PUC8/2-14	**902**
PUC8/2-38	**902**
PUC8/2B	**902**
PUC8/2CB	**902**
PUC8/3	**902**
PUC8/3-14	**902**
PUC8/3B	**902**
PUC8/3CB	**902**
PUC8/5	**902**
PUC8/5-14	**902**
PUC8/5B	**902**
PUC8/5CB	**902**
PUET04/025-100	**900**
PUET04/025-25	**900**
PUET04/025B-100	**900**
PUET04/025B-25	**900**
PUET04/025CB-100	**900**
PUET04/025CB-25	**900**
PUET04/025N-100	**900**
PUET04/025N-25	**900**
PUET05/030-25	**900**
PUET05/030B-25	**900**
PUET05/030CB-25	**900**
PUET05/030N-25	**900**
PUET06/040-100	**900**
PUET06/040-25	**900**
PUET06/040B-100	**900**
PUET06/040B-25	**900**
PUET06/040CB-100	**900**
PUET06/040CB-25	**900**
PUET06/040N-100	**900**
PUET06/040N-25	**900**
PUET08/055-100	**900**
PUET08/055-25	**900**
PUET08/055B-100	**900**
PUET08/055B-25	**900**
PUET08/055CB-100	**900**
PUET08/055CB-25	**900**
PUET08/055N-100	**900**
PUET08/055N-25	**900**
PUET10/070-100	**900**
PUET10/070-25	**900**
PUET10/070B-100	**900**
PUET10/070B-25	**900**
PUET10/070CB-100	**900**
PUET10/070CB-25	**900**
PUET10/070N-100	**900**
PUET10/070N-25	**900**
PUET12/080-100	**900**
PUET12/080-25	**900**
PUET12/080B-100	**900**
PUET12/080B-25	**900**
PUET12/080CB-100	**900**
PUET12/080CB-25	**900**
PUET12/080N-100	**900**
PUET12/080N-25	**900**
PUL03C	**789**
PUL04C	**789**
PUL06C	**789**
PUL1/4C	**791**
PUL1/8C	**791**
PUL5/32C	**791**
PURLW-100	**1438**
PURLW-115	**1438**
PURLW-120	**1438**
PURLW-125	**1438**
PURLW-130	**1438**
PURLW-140	**1438**
PURLW-150	**1438**
PURLW-160	**1438**
PURLW-180	**1438**
PURLW-200	**1438**
PURLW-225	**1438**
PURLW-250	**1438**
PURLW-38	**1438**
PURLW-50	**1438**
PURLW-60	**1438**
PURLW-65	**1438**
PURLW-75	**1438**
PURLW-80	**1438**
PURLW-90	**1438**
PURMW-100	**1438**
PURMW-115	**1438**
PURMW-120	**1438**
PURMW-125	**1438**
PURMW-130	**1438**
PURMW-140	**1438**
PURMW-150	**1438**
PURMW-160	**1438**
PURMW-180	**1438**
PURMW-200	**1438**
PURMW-225	**1438**
PURMW-250	**1438**
PURMW-300	**1438**
PURMW-350	**1438**
PURMW-38	**1438**
PURMW-400	**1438**
PURMW-50	**1438**
PURMW-60	**1438**
PURMW-65	**1438**
PURMW-75	**1438**
PURMW-80	**1438**
PURMW-90	**1438**
PUSB-102-10	**1438**
PUSB-102-20	**1438**
PUSB-127-10	**1438**
PUSB-127-20	**1438**
PUSB-152-10	**1438**
PUSB-203-10	**1438**
PUSB-25-10	**1438**
PUSB-25-20	**1438**
PUSB-38-10	**1438**
PUSB-38-20	**1438**
PUSB-51-10	**1438**
PUSB-51-20	**1438**
PUSB76-10	**1438**
PUSB76-20	**1438**
PUT03C	**789**
PUT04C	**789**
PUT06C	**789**
PUT1/4C	**791**
PUT1/8C	**791**
PUT5/32C	**791**
PV1/2	**777**
PV1/4	**777**
PV1/8	**777**
PV10-12	**1179**
PV10-38	**1179**
PV1-12-14	**1179**
PV1-12-38	**1179**
PV1-14-18	**1179**
PV12-12	**1179**
PV12-14	**1179**
PV12-18	**1179**
PV12-38	**1179**
PV13-12	**1179**
PV13-14	**1179**
PV13-38	**1179**
PV1-38-14	**1179**
PV17-10-8	**1152**
PV17-12-10	**1152**
PV17-6-5	**1152**
PV17-8-6	**1152**
PV18-10	**1152**
PV18-12	**1152**
PV18-5	**1152**
PV18-8	**1152**
PV20-10	**1152**
PV20-12	**1152**
PV20-5	**1152**
PV20-6	**1152**
PV2-12	**1179**
PV2-14	**1179**
PV2-18	**1179**
PV23-10	**1152**
PV23-12	**1152**
PV23-5	**1152**
PV23-6	**1152**
PV23-8	**1152**
PV2-38	**1179**
PV3/8	**777**
PV3-12-14	**1179**
PV3-14-14	**1179**
PV3-14-18	**1179**
PV3-14-38	**1179**
PV3-18-38	**1179**
PV3-38-12	**1179**
PV3-38-14	**1179**
PV3-38-18	**1179**
PV4-12-14	**1179**
PV4-12-18	**1179**
PV4-12-38	**1179**
PV4-14-18	**1179**
PV4-38-14	**1179**
PV4-38-18	**1179**
PV5-12	**1179**
PV5-14	**1179**
PV5-18	**1179**
PV5-38	**1179**
PV60BLU	**1752**
PV60GNR	**1752**
PV60ORR	**1752**
PV60SKR	**1752**
PV60YER	**1752**
PV6-12-14	**1179**
PV6-14-18	**1179**
PV6-38-14	**1179**
PV7-14	**1179**
PV7-18	**1179**
PVC	**1107**
PVC03	**1407**
PVC05	**1407**
PVC06	**1407**
PVC08	**1407**
PVC1	**1115**
PVC10	**1407**
PVC112	**1115**
PVC114	**1115**
PVC12	**1407**
PVC12-CAP	**1115**
PVC12HD	**1407**
PVC16	**1407**
PVC19	**1407**
PVC2	**1115**
PVC212	**1115**
PVC25	**1407**
PVC250	**1107**
PVC3	**1115**
PVC32	**1407**
PVC34	**1115**
PVC38	**1407**
PVC38-CAP	**1115**
PVC4	**1115**
PVC50	**1407**
PVC50RW008	**1590**
PVE1	**1115**
PVE1.2019.002	**307**
PVE1.2019.003	**307**
PVE1.2525.002	**307**
PVE1.2525.003	**307**
PVE112	**1115**
PVE114	**1115**
PVE12	**1115**
PVE2	**1115**
PVE212	**1115**
PVE3	**1115**
PVE34	**1115**
PVE45-1	**1115**
PVE45-112	**1115**
PVE45-114	**1115**
PVE45-12	**1115**
PVE45-2	**1115**
PVE45-212	**1115**
PVE45-3	**1115**
PVE45-34	**1115**
PVE45-38	**1115**
PVE45-4	**1115**
PVEN1-114	**1114**
PVEN112-2	**1114**
PVEN114-112	**1114**
PVEN12-34	**1114**
PVEN212-3	**1114**
PVEN2-212	**1114**
PVEN3-4	**1114**
PVEN34-1	**1114**
PVEN38-12	**1114**
PVEP1	**1109**
PVEP112	**1109**
PVEP114	**1109**
PVEP12	**1109**
PVEP2	**1109**
PVEP212	**1109**
PVEP3	**1109**
PVEP34	**1109**
PVEP4	**1109**
PVEP45-1	**1109**
PVEP45-112	**1109**
PVEP45-114	**1109**
PVEP45-12	**1109**
PVEP45-2	**1109**
PVEP45-212	**1109**
PVEP45-3	**1109**
PVEP45-34	**1109**
PVEP45-4	**1109**
PVHTM1	**1111**
PVHTM1-114	**1111**
PVHTM112-2	**1111**
PVHTM114-112	**1111**
PVHTM12	**1111**
PVHTM12-34	**1111**
PVHTM14-12	**1111**
PVHTM2-212	**1111**
PVHTM34	**1111**
PVHTM34-1	**1111**
PVHTM38-58	**1111**
PVLN1	**1113**
PVLN112	**1115**
PVLN114	**1113**
PVLN12	**1113**
PVLN2	**1115**
PVLN212	**1115**
PVLN3	**1115**
PVLN34	**1115**
PVLN38	**1115**
PVLN4	**1115**
PVN1	**1113**
PVN112	**1114**
PVN114	**1114**
PVN12	**1114**
PVN2	**1113**
PVN212	**1114**
PVN34	**1114**
PVN38	**1114**
PVN4	**1114**
PVP1	**1115**
PVP112	**1115**
PVP12	**1115**
PVP2	**1115**
PVP212	**1115**
PVP3	**1115**
PVP34	**1115**
PVP38	**1115**
PVP4	**1115**
PVR1-12	**1114**
PVR112-1	**1113**
PVR112-34	**1114**
PVR114-1	**1114**
PVR114-12	**1114**
PVR114-34	**1114**
PVR12-38	**1114**
PVR1-34	**1114**
PVR1-38	**1114**
PVR2-1	**1113**
PVR2-112	**1114**
PVR2-114	**1114**
PVR212-112	**1113**
PVR212-2	**1114**
PVR3-112	**1114**
PVR3-2	**1114**
PVR3-212	**1114**
PVR34-12	**1114**
PVR34-38	**1114**
PVR4-2	**1114**
PVR4-212	**1114**
PVR4-3	**1114**
PVRB112-114	**1113**
PVRB114-1	**1113**
PVRB1-34	**1113**
PVRB2-112	**1113**
PVRB212-2	**1114**

Code	Page
PVRB3-212	**1114**
PVRB34-12	**1113**
PVRB4-3	**1114**
PVRN112-114	**1113**
PVRN114-1	**1114**
PVRN1-34	**1113**
PVRN212-2	**1114**
PVRN3-212	**1114**
PVRN34-12	**1114**
PVRN4-3	**1114**
PVRS112-114	**1114**
PVRS114-1	**1114**
PVRS12-38	**1114**
PVRS1-34	**1114**
PVRS2-112	**1114**
PVRS3-212	**1114**
PVRS34-12	**1114**
PVRS4-3	**1114**
PVS1	**1114**
PVS1.0606.013	**306**
PVS1.1006.013	**306**
PVS1.1010.013	**306**
PVS112	**1114**
PVS114	**1114**
PVS12	**1114**
PVS2	**1114**
PVS3.0606.022	**306**
PVS3.1006.022	**306**
PVS3.1010.022	**306**
PVS34	**1114**
PVT1	**1115**
PVT112	**1115**
PVT114	**1115**
PVT12	**1115**
PVT2	**1115**
PVT3	**1115**
PVT34	**1115**
PVT38	**1115**
PVT4	**1115**
PVTP1	**1109**
PVTP112	**1109**
PVTP114	**1109**
PVTP12	**1109**
PVTP2	**1109**
PVTP212	**1109**
PVTP3	**1109**
PVTP34	**1109**
PVTP4	**1109**
PVU1	**1115**
PVU112	**1115**
PVU114	**1115**
PVU12	**1115**
PVU2	**1115**
PVU212	**1115**
PVU3	**1115**
PVU34	**1115**
PVU38	**1115**
PVU4	**1115**
PVUPF1	**1110**
PVUPF112	**1110**
PVUPF114	**1110**
PVUPF12	**1110**
PVUPF2	**1110**
PVUPF212	**1110**
PVUPF3	**1110**
PVUPF34	**1110**
PVUPF4	**1110**
PVUPM112	**1110**
PVUPM2	**1110**
PVUPM2-112	**1110**
PVV3.0606.112	**304**
PVV3.0606.113	**304**
PVV3.1010.112	**304**
PVV3.1010.113	**304**
PVV3.1313.112	**304**
PVV3.1313.113	**304**
PVV3.2019.112	**304**
PVV3.2019.113	**304**
PVV3.2525.112	**304**
PVV3.2525.113T	**304**
PVV3.3031.112	**304**
PVV3.3031.113T	**304**
PVV3.3039.112	**304**
PVV3.3039.113T	**304**
PW26CLR	**1754**
PW29NAR	**1752**
PW48RER	**1753**
PW48YER	**1753**
PW68BGR	**1754**
PW72GGN	**1753**
PW73GYR	**1753**
PW78GOR	**1753**
PWAA-12F	**1673**
PWAA-14F	**1673**
PWAA-14M	**1673**
PWAA-22F	**1673**
PWAA-38F	**1673**
PWAA-38M	**1673**
PWAB-12M	**1673**
PWAB-14F	**1673**
PWAB-14M	**1673**
PWAB-22FF	**1673**
PWAB-22MM	**1673**
PWAB-38F	**1673**
PWAB-38M	**1673**
PWBLACK-04-100R1	**1676**
PWBLACK-04-100R2	**1676**
PWBLACK-04-10-R1	**1676**
PWBLACK-04-25-R1	**1676**
PWBLACK-05-100R2	**1676**
PWBLACK-05-10-R1	**1676**
PWBLACK-05-25-R1	**1676**
PWBLACK-06-100R2	**1676**
PWBLACK-06-10-R1	**1676**
PWBLACK-06-25-R1	**1676**
PWBLUE-04-100-R2	**1676**
PWBLUE-04-10-R1	**1676**
PWBLUE-04-25-R1	**1676**
PWBLUE-05-10-R1	**1676**
PWBLUE-05-25-R1	**1676**
PWBLUE-06-100-R2	**1676**
PWBLUE-06-10-R1	**1676**
PWBLUE-06-10-R2	**1676**
PWBLUE-06-25-R1	**1676**
PWFC-20	**1675**
PWLA1	**1667**
PWLA10	**1667**
PWLA2	**1667**
PWLA3	**1667**
PWLA4	**1667**
PWLA5	**1667**
PWLA6	**1667**
PWLA7	**1667**
PWLA8	**1667**
PWLA9	**1667**
PWO-1	**273**
PWO-10	**273**
PWO-11	**273**
PWO-2	**273**
PWO-3	**273**
PWO-4	**273**
PWO-5	**273**
PWO-6	**273**
PWO-7	**273**
PWO-8	**273**
PWO-9	**273**
PWQRC-38	**1659**
PWQRP-38	**1659**
PXB-B4131BA2	**564**
PXB-B4131BC2	**564**
PXB-B4131BD2	**564**
PXB-B4131BT4	**564**
PXB-B4931	**565**
PXC10	**884**
PXC-M121	**565**
PXC-M521	**565**
PXC-M601A110	**565**
PY04C	**789**
PY06C	**789**
PY1/4C	**791**
PY5/32C	**791**
Q	
Q19SDLP34	**1473**
Q1DLP1	**1473**
Q1DLP114	**1473**
Q1DLP12	**1473**
Q1DLP14	**1473**
Q1DLP38	**1473**
Q1DLP58	**1473**
Q2DLP1	**1473**
Q2DLP114	**1473**
Q2DLP12	**1473**
Q2DLP14	**1473**
Q2DLP34	**1473**
Q2DLP38	**1473**
Q3DLP1	**1473**
Q3DLP114	**1473**
Q3DLP12	**1473**
Q3DLP14	**1473**
Q3DLP34	**1473**
Q3DLP38	**1473**
Q4	**1473**
QA/192020/22	**535**
QA/192025/22	**535**
QA/192032/21	**535**
QA/192040/21	**535**
QA/192050/21	**535**
QA/192063/21	**535**
QA/192080/21	**535**
QA/192100/21	**535**
QA/8032/00	**506**
QA/8032/21	**506**
QA/8032/22	**535**
QA/8032/23	**506**
QA/8040/00	**506**
QA/8040/22	**535**
QA/8040/23	**506**
QA/8050/00	**506**
QA/8050/21	**506**
QA/8050/22	**535**
QA/8050/23	**506**
QA/8063/00	**506**
QA/8063/21	**506**
QA/8063/22	**535**
QA/8063/23	**506**
QA/8080/21	**506**
QA/8080/22	**535**
QA/8080/23	**506**
QA/8100/00	**506**
QA/8100/21	**506**
QA/8100/22	**535**
QA/8100/23	**506**
QAC11	**1474**
QAC112	**1474**
QAC134	**1474**
QAC138	**1474**
QAC21	**1474**
QAC212	**1474**
QAC234	**1474**
QAC31	**1474**
QAC312	**1474**
QAC334	**1474**
QAC412	**1474**
QAC434	**1474**
QAY11	**1474**
QAY112	**1474**
QAY134	**1474**
QAY138	**1474**
QAY21	**1474**
QAY212	**1474**
QAY234	**1474**
QAY238	**1474**
QAY31	**1474**
QAY312	**1474**
QAY334	**1474**
QAY338	**1474**
QAY41	**1474**
QAY412	**1474**
QAY434	**1474**
QAYBE	**1474**
QAYR	**1474**
QC11	**1473**
QC112	**1473**
QC134	**1473**
QC21	**1473**
QC212	**1473**
QC234	**1473**
QC2GM34	**1473**
QC31	**1473**
QC312	**1473**
QC334	**1473**
QCR	**1473**
QHPA13-D6X2-C	**311**
QHPA13-D6X3-C	**311**
QHPA13-D7X3-C	**311**
QHPA13-D7X4-C	**311**
QHPA13-F4B3-C	**311**
QHPA14-D6X4-C	**311**
QHPA14-D7X5-C	**311**
QHPA14-D7X6-C	**311**
QHPA14-F4B4-C	**311**
QHPA16-D6X6-C	**311**
QHPA16-D6X7-C	**311**
QHPA16-D7X7-C	**311**
QHPA53-D6X2-C	**311**
QHPA53-D6X3-C	**311**
QHPA53-D7X3-C	**311**
QHPA53-D7X4-C	**311**
QHPA53-F4B3-C	**311**
QHPA54-D6X4-C	**311**
QHPA54-D6X5-C	**311**
QHPA54-D7X5-C	**311**
QHPA54-D7X6-C	**311**
QHPA54-F4B4-C	**311**
QHPA56-D6X6-C	**311**
QHPA56-D6X7-C	**311**
QHPA56-D7X7-C	**311**
QLCAAL020	**1076**
QLCAAL025	**1076**
QLCAAL032	**1076**
QLCAAL040	**1076**
QLCAAL050	**1076**
QLCAAL063	**1076**
QLCAAL080	**1076**
QLCAAL168	**1077**
QLCAPA016	**1072**
QLCAPA020	**1072**
QLCAPA025	**1072**
QLCAPA032	**1072**
QLCAPA040	**1072**
QLCAPA050	**1072**
QLCAPA063	**1072**
QLCLE16020	**1072**
QLCLE25032	**1072**
QLCLE40050	**1072**
QLCLE63	**1072**
QLCLEAL020025	**1076**
QLCLEAL032040	**1076**
QLCLEAL050	**1076**
QLCLEAL063	**1076**
QLCLEAL080	**1076**
QLDERAL025020	**1076**
QLDERAL032020	**1076**
QLDERAL040020	**1076**
QLDERAL040025	**1076**
QLDERAL050020	**1076**
QLDERAL050025	**1076**
QLDERAL063020	**1076**
QLDERAL063025	**1076**
QLDERAL063032	**1076**
QLDERAL080020	**1076**
QLDERAL080025	**1076**
QLDERAL080032	**1076**
QLDERAL110020	**1076**
QLDERAL110025	**1076**
QLDERAL110032	**1076**
QLDERPA025016	**1072**
QLDERPA025020	**1072**
QLDERPA032016	**1072**
QLDERPA032020	**1072**
QLDERPA040016	**1072**
QLDERPA040020	**1072**
QLDERPA040025	**1072**
QLDERPA050016	**1072**
QLDERPA050020	**1072**
QLDERPA050025	**1072**
QLDERPA063020	**1072**
QLDERPA063025	**1072**
QLDERPA063032	**1072**
QLDERPA080020	**1072**
QLDERPA080025	**1072**
QLDERPA080032	**1072**
QLDERPA110025	**1072**
QLDERPA110032	**1072**
QLFLA168480DIN	**1077**
QLFLEX020	**1079**
QLFLEX025	**1079**
QLFLEX032	**1079**
QLFLEX040	**1079**
QLFLEX063	**1079**

Code	Page
QLGO45AL020	**1075**
QLGO45AL025	**1075**
QLGO45AL032	**1075**
QLGO45AL040	**1075**
QLGO45AL168	**1077**
QLGO45FAL020048	**1075**
QLGO45FAL025048	**1075**
QLGO45FAL025068	**1075**
QLGO45PA020	**1071**
QLGO45PA025	**1071**
QLGO45PA032	**1071**
QLGO45PA040	**1071**
QLGO45PA050	**1071**
QLGO45PA063	**1071**
QLGO90AL020	**1075**
QLGO90AL025	**1075**
QLGO90AL032	**1075**
QLGO90AL040	**1075**
QLGO90AL050	**1075**
QLGO90AL063	**1075**
QLGO90AL080	**1075**
QLGO90AL110	**1075**
QLGO90AL168	**1077**
QLGO90MAL020048	**1075**
QLGO90MAL025048	**1075**
QLGO90MAL025068	**1075**
QLGO90PA016	**1071**
QLGO90PA020	**1071**
QLGO90PA025	**1071**
QLGO90PA032	**1071**
QLGO90PA040	**1071**
QLGO90PA050	**1071**
QLGO90PA063	**1071**
QLGO90PM020048	**1071**
QLGO90PM025048	**1071**
QLGO90PM025068	**1071**
QLMAAL020	**1075**
QLMAAL025	**1075**
QLMAAL032	**1075**
QLMAAL040	**1075**
QLMAAL050	**1075**
QLMAAL063	**1075**
QLMAAL080	**1075**
QLMAAL110	**1075**
QLMAAL168	**1077**
QLMAPA016	**1071**
QLMAPA020	**1071**
QLMAPA025	**1071**
QLMAPA032	**1071**
QLMAPA040	**1071**
QLMAPA050	**1071**
QLMAPA063	**1071**
QLMASAL032	**1075**
QLMASAL040	**1075**
QLMASAL050	**1075**
QLMASAL063	**1075**
QLMASAL080	**1075**
QLMASPA032	**1071**
QLMASPA040	**1071**
QLMASPA050	**1071**
QLMASPA063	**1071**
QLMFLAL080248DIN	**1076**
QLMFLAL110328DIN	**1076**
QLMIS016080	**1072**
QLMISAL020110	**1076**
QLMNMAL020048	**1075**
QLMNMAL020068	**1075**
QLMNMAL025068	**1075**
QLMNMAL025088	**1075**
QLMNMAL032108	**1075**
QLMNMAL040128	**1075**
QLMNMAL050168	**1075**
QLMNMAL063168	**1075**
QLMNMAL063208	**1075**
QLMNMAL080208	**1075**
QLMNMAL080248	**1075**
QLMNPA016048	**1071**
QLMNPA020048	**1071**
QLMNPA020068	**1071**
QLMNPA025048	**1071**
QLMNPA025068	**1071**
QLMNPA025088	**1071**
QLMNPA032088	**1071**
QLMNPA032108	**1071**
QLMNPA040088	**1071**
QLMNPA040108	**1071**
QLMNPA040128	**1071**
QLMNPA050128	**1071**
QLMNPA050168	**1071**
QLMNPA063168	**1071**
QLMPMAL020048	**1075**
QLMPMAL020068	**1075**
QLMPMAL025068	**1075**
QLMPMAL025088	**1075**
QLMPMAL032108	**1075**
QLMPMAL040128	**1075**
QLMPMAL050168	**1075**
QLMPMAL063208	**1075**
QLPUNM016038	**1079**
QLPUNM020048	**1079**
QLPUNM020068	**1079**
QLPUNM025088	**1079**
QLPUNM032108	**1079**
QLPUNM040128	**1079**
QLPUNM050168	**1079**
QLPUNM063168	**1079**
QLPUNM080248	**1079**
QLRIDPA025020	**1071**
QLRIDPA032025	**1071**
QLRIDPA040025	**1071**
QLRIDPA040032	**1071**
QLRIDPA050040	**1071**
QLRIDTU025020	**1079**
QLRIDTU032020	**1079**
QLRIDTU032025	**1079**
QLRIDTU040025	**1079**
QLRIDTU040032	**1079**
QLRIDTU050032	**1079**
QLRIDTU050040	**1079**
QLRIDTU063040	**1079**
QLRIDTU063050	**1079**
QLRIDTU080050	**1079**
QLRIDTU080063	**1079**
QLRIDTU110050	**1079**
QLRIDTU110063	**1079**
QLRIDTU110080	**1079**
QLSCI016	**1069**
QLSCI020	**1069**
QLSCI025	**1069**
QLTEAL020	**1076**
QLTEAL025	**1076**
QLTEAL032	**1076**
QLTEAL040	**1076**
QLTEAL050	**1076**
QLTEAL063	**1076**
QLTEAL080	**1076**
QLTEAL110	**1076**
QLTEAL168	**1077**
QLTEPA016	**1072**
QLTEPA020	**1072**
QLTEPA025	**1072**
QLTEPA032	**1072**
QLTEPA040	**1072**
QLTEPA050	**1072**
QLTEPA063	**1072**
QLTFLAL110328DIN	**1076**
QLTFLAL80248DIN	**1076**
QLTPAL020048	**1076**
QLTPAL025068	**1076**
QLTPAL032088	**1076**
QLTPAL040108	**1076**
QLTPAL050128	**1076**
QLTPAL063168	**1076**
QLTPAL080208	**1076**
QLTPAL110248	**1076**
QLTPPA020048	**1072**
QLTPPA025048	**1072**
QLTRAL025020	**1076**
QLTRAL032020	**1076**
QLTRAL040020	**1076**
QLTRAL040025	**1076**
QLTRPA020016	**1072**
QLTRPA025016	**1072**
QLTRPA025020	**1072**
QLTRPA032020	**1072**
QLTRPA032025	**1072**
QLTRPA040020	**1072**
QLTRPA040025	**1072**
QLTRPA040032	**1072**
QLTRPA050020	**1072**
QLTRPA050025	**1072**
QLTRPA050032	**1072**
QLTRPA050040	**1072**
QLTRPA063020	**1072**
QLTRPA063025	**1072**
QLTRPA063040	**1072**
QLTRPA063050	**1072**
QLTUAL020S	**1069**
QLTUAL025S	**1069**
QLTUAL032S	**1069**
QLTUAL040S	**1069**
QLTUAL050S	**1069**
QLTUAL063S	**1069**
QLTUAL080S	**1069**
QLTUAL110S	**1069**
QLTUAL168S	**1077**
QLTUAL4016S	**1069**
QLTUAL4020S	**1069**
QLTUAL4025S	**1069**
QLTUAL4032S	**1069**
QLTUAL4040S	**1069**
QLTUAL4050S	**1069**
QLTUAL4063S	**1069**
QLTUALG020S	**1069**
QLTUALG025S	**1069**
QLTUALG040S	**1069**
QLTUALG063S	**1069**
QLTUALGY020S	**1069**
QLTUALGY025S	**1069**
QLTUALGY032S	**1069**
QLTUALGY040S	**1069**
QLTUALGY050S	**1069**
QLTUALGY063S	**1069**
QLTUALGY080S	**1069**
QLTUMLST016	**1069**
QLTUMLST020	**1069**
QLTUMLST025	**1069**
QLVAF016048	**1073**
QLVAF020048AL	**1073**
QLVAF025068AL	**1073**
QLVAINOX025	**1073**
QLVAINOX032	**1073**
QLVAINOX040	**1073**
QLVAINOX050	**1073**
QLVAINOX063	**1073**
QLVAINOX080	**1073**
QLVAINOXMF025088	**1073**
QLVAINOXMF032128	**1073**
QLVAINOXMF040128	**1073**
QLVAINOXMF050168	**1073**
QLVAINOXMF063168	**1073**
QLVAINOXMF080248	**1073**
QLVALFAR110	**1073**
QLVALFAR168	**1077**
QLVAM016048	**1073**
QLVAM020048AL	**1073**
QLVAM025068AL	**1073**
QM/192020/21	**535**
QM/192025/21	**535**
QM/33/032/22	**541**
QM/33/040/22	**541**
QM/48/13J/21	**591**
QM/48/14J/21	**591**
QM/48/18J/21	**591**
QM/48/19J/21	**591**
QM/57016/25	**541**
QM/57020/25	**541**
QM/57025/24	**541**
QM/57025/25	**541**
QM/57032/25	**541**
QM/57040/24	**541**
QM/57063/25	**534**
QM/8010/25	**474**
QM/8010/32	**474**
QM/8012/24	**474**
QM/8012/25	**474**
QM/8012/32	**474**
QM/8020/24	**474**
QM/8020/25	**474**
QM/8020/32	**474**
QM/8025/25	**474**
QM/8025/32	**474**
QM/8032/35	**535**
QM/8040/25	**535**
QM/8040/32	**541**
QM/8050/25	**506**
QM/8050/32	**506**
QM/8080/25	**506**
QM/8080/32	**506**
QM/90016/22	**534**
QM/90025/22	**534**
QM/90040/22	**534**
QM/90050/22	**534**
QM/90063/22	**534**
QM/90080/22	**534**
QM/90100/22	**534**
QM/946	**541**
QM/947	**474**
QR	**1473**
QRNIT	**1473**
QSC-250	**1107**

Code	Page
R	
R 41 100	**511**
R 41 125	**511**
R 41 32	**511**
R 41 40	**511**
R 41 50	**511**
R 41 63	**511**
R 41 80	**511**
R07-100-RNKG	**689**
R07-200-RNKG	**689**
R-10-12	**177**
R-10-15	**177**
R-10-18	**177**
R-10-375	**177**
R1-04SS	**41**
R-10-500	**177**
R-10-6	**177**
R1-06SS	**41**
R1-08SS	**41**
R1-16SS	**41**
R-12-10	**177**
R-12-16	**177**
R-12-18	**177**
R-12-20	**177**
R-12-22	**177**
R-12-25	**177**
R-12-500	**177**
R-125-125	**171**
R-125-187	**171**
R-125-250	**171**
R-125-375	**171**
R-125-500	**171**
R-12-6	**177**
R-12-750	**177**
R-12-8	**177**
R-16-12	**177**
R16-200-R30G	**690**
R-18-12	**177**
R-18-16	**177**
R-18-20	**177**
R-18-22	**177**
R-18-25	**177**
R-187-125	**171**
R-187-250	**171**
R-18-750	**177**
R18-B00-RNXD	**689**
R18-C00-RNXD	**689**
R-20-16	**177**
R-20-22	**177**
R-20-25	**177**
R-22-18	**177**
R-22-20	**177**
R-22-25	**177**
R-250-125	**171**
R-250-187	**171**
R-250-250	**171**
R-250-312	**171**
R-250-375	**171**
R-250-500	**171**
R-250-625	**171**
R-250-750	**171**
R-25-1000	**177**
R-25-18	**177**
R-25-20	**177**
R-3-10	**177**
R-312-375	**171**
R-3-125	**177**
R-312-500	**171**
R-3-250	**177**

Code	Page
R-3-4	**177**
R-3-6	**177**
R-375-250	**171**
R-375-375	**171**
R-375-500	**171**
R-375-625	**171**
R-375-750	**171**
R-4-250	**177**
R-4-6	**177**
R4F2-12	**16**
R4F2-16	**16**
R4F2-20	**16**
R4F2-24	**16**
R4F2-32	**16**
R-500-1000	**171**
R-500-250	**171**
R-500-375	**171**
R-500-500	**171**
R-500-625	**171**
R-500-750	**171**
R-6-10	**177**
R-6-12	**177**
R-6-125	**177**
R-6-18	**177**
R-6-250	**177**
R-625-1000	**171**
R-625-750	**171**
R-625-875	**171**
R-6-3	**177**
R-6-312	**177**
R-6-375	**177**
R64G-4GK-RMN	**684**
R64G-NNK-RMN	**684**
R-6-500	**177**
R-6-8	**177**
R68G-NNK-RLN	**684**
R-750-1000	**171**
R-750-500	**171**
R76115	**251**
R76125	**251**
R-8-10	**177**
R-8-12	**177**
R82G-2GK-RMG	**687**
R-8-375	**177**
R84G-3GK-RMG	**687**
R84G-4GK-RMG	**687**
R-8-500	**177**
R-8-6	**177**
RA/192020/MX/10	**535**
RA/192020/MX/15	**535**
RA/192020/MX/20	**535**
RA/192020/MX/25	**535**
RA/192020/MX/30	**535**
RA/192020/MX/40	**535**
RA/192020/MX/50	**535**
RA/192025/MX/10	**535**
RA/192025/MX/15	**535**
RA/192025/MX/20	**535**
RA/192025/MX/25	**535**
RA/192025/MX/30	**535**
RA/192025/MX/40	**535**
RA/192025/MX/50	**535**
RA/192032/MX/10	**535**
RA/192032/MX/15	**535**
RA/192032/MX/20	**535**
RA/192032/MX/25	**535**
RA/192032/MX/30	**535**
RA/192032/MX/40	**535**
RA/192032/MX/50	**535**
RA/192032/MX/60	**535**
RA/192032/MX/80	**535**
RA/192040/MX/10	**535**
RA/192040/MX/15	**535**
RA/192040/MX/20	**535**
RA/192040/MX/25	**535**
RA/192040/MX/30	**535**
RA/192040/MX/40	**535**
RA/192040/MX/50	**535**
RA/192050/MX/10	**535**
RA/192050/MX/15	**535**
RA/192050/MX/20	**535**
RA/192050/MX/25	**535**
RA/192050/MX/30	**535**
RA/192050/MX/40	**535**
RA/192050/MX/50	**535**
RA/192050/MX/60	**535**
RA/192063/M/15	**535**
RA/192063/M/25	**535**
RA/192063/M/40	**535**
RA/192063/M/50	**535**
RA/192063/M/60	**535**
RA/192063/M/80	**535**
RA/192080/M/15	**535**
RA/192080/M/25	**535**
RA/192080/M/40	**535**
RA/192080/M/50	**535**
RA/192080/M/60	**535**
RA/192080/M/80	**535**
RA/192100/M/15	**535**
RA/192100/M/25	**535**
RA/192100/M/40	**535**
RA/192100/M/50	**535**
RA/192100/M/60	**535**
RA/192100/M/80	**535**
RA/802032/M/100	**505**
RA/802032/M/125	**505**
RA/802032/M/160	**505**
RA/802032/M/200	**505**
RA/802032/M/25	**505**
RA/802032/M/250	**505**
RA/802032/M/320	**505**
RA/802032/M/50	**505**
RA/802032/M/80	**505**
RA/802040/M/100	**505**
RA/802040/M/125	**505**
RA/802040/M/200	**505**
RA/802040/M/25	**505**
RA/802040/M/250	**505**
RA/802040/M/320	**505**
RA/802040/M/50	**505**
RA/802040/M/80	**505**
RA/802050/M/160	**505**
RA/802050/M/200	**505**
RA/802050/M/25	**505**
RA/802050/M/250	**505**
RA/802050/M/50	**505**
RA/802050/M/80	**505**
RA/802063/M/100	**505**
RA/802063/M/25	**505**
RA/802063/M/250	**505**
RA/802063/M/320	**505**
RA/802063/M/50	**505**
RA/802080/M/100	**505**
RA/802080/M/160	**505**
RA/802080/M/200	**505**
RA/802080/M/25	**505**
RA/802080/M/50	**505**
RA/802080/M/80	**505**
RA100	**1456**
RA200	**1456**
RA65.50.04	**1065**
RA65.50.08	**1065**
RA69.50.25	**1065**
RAAR-106	**189**
RAAR-106.4	**189**
RAAR-108	**189**
RAAR-109.5	**189**
RAAR-110	**189**
RAAR-112	**189**
RAAR-212.7	**189**
RAAR-213.5	**189**
RAAR-214	**189**
RAAR-215	**189**
RAAR-216	**189**
RAAR-217.2	**189**
RAAR-218	**189**
RAAR-319	**189**
RAAR-320	**189**
RAAR-321.3	**189**
RAAR-322	**189**
RAAR-323	**189**
RAAR-325	**189**
RAAR-426.9	**189**
RAAR-430	**189**
RAAR-532	**189**
RAAR-533.7	**189**
RAAR-535	**189**
RAAR-538	**189**
RAAR-540	**189**
RAAR-542	**189**
RAAR-648	**189**
RAAR-650	**189**
RAD-90-10	**1417**
RAD-90-13	**1417**
RAD-90-16	**1417**
RAD-90-19	**1417**
RAD-90-22	**1417**
RAD-90-25	**1417**
RAD-90-28	**1417**
RAD-90-32	**1417**
RAD-90-35	**1417**
RAD-90-38	**1417**
RAD-90-51	**1417**
RAD-90-63	**1417**
RAD-90-76	**1417**
RANG-106	**189**
RANG-106.4	**189**
RANG-108	**189**
RANG-109.5	**189**
RANG-110	**189**
RANG-112	**189**
RANG-212.7	**189**
RANG-213.5	**189**
RANG-214	**189**
RANG-215	**189**
RANG-216	**189**
RANG-217.2	**189**
RANG-218	**189**
RANG-319	**189**
RANG-320	**189**
RANG-321.3	**189**
RANG-322	**189**
RANG-323	**189**
RANG-325	**189**
RANG-426.9	**189**
RANG-428	**189**
RANG-430	**189**
RANG-532	**189**
RANG-533.7	**189**
RANG-535	**189**
RANG-538	**189**
RANG-540	**189**
RANG-542	**189**
RANG-644.5	**189**
RANG-645	**189**
RANG-648	**189**
RANG-650	**189**
RANG-650.8	**189**
RANG-652	**189**
RANG-655	**189**
RANG-657	**189**
RANR-006	**189**
RANR-008	**189**
RANR-009.5	**189**
RANR-012	**189**
RANR-106	**189**
RANR-106.4	**189**
RANR-110	**189**
RANR-112	**189**
RANR-212.7	**189**
RANR-214	**189**
RANR-215	**189**
RANR-216	**189**
RANR-217.2	**189**
RANR-218	**189**
RANR-320	**189**
RANR-321.3	**189**
RANR-325	**189**
RANR-426.9	**189**
RANR-532	**189**
RANR-533.7	**189**
RANR-538	**189**
RANR-540	**189**
RANR-542	**189**
RANR-644.5	**189**
RANR-650.8	**189**
RANS-540	**190**
RAPAE-6	**187**
RAPE-4	**187**
RAPE-5	**187**
RAPE-6	**187**
RAPG-106	**188**
RAPG-106.4	**188**
RAPG-108	**188**
RAPG-109.5	**188**
RAPG-110	**188**
RAPG-112	**188**
RAPG-212.7	**188**
RAPG-213.5	**188**
RAPG-214	**188**
RAPG-215	**188**
RAPG-216	**188**
RAPG-217.2	**188**
RAPG-218	**188**
RAPG-319	**188**
RAPG-320	**188**
RAPG-321.3	**188**
RAPG-322	**188**
RAPG-323	**188**
RAPG-325	**188**
RAPG-426.9	**188**
RAPG-428	**188**
RAPG-430	**188**
RAPG-532	**188**
RAPG-533.7	**188**
RAPG-535	**188**
RAPG-538	**188**
RAPG-540	**188**
RAPG-542	**188**
RAPG-644.5	**188**
RAPG-645	**188**
RAPG-648	**188**
RAPG-650	**188**
RAPG-650.8	**188**
RAPG-652	**188**
RAPG-655	**188**
RAPG-657	**188**
RAPR-006	**188**
RAPR-006.4	**188**
RAPR-008	**188**
RAPR-009.5	**188**
RAPR-010	**188**
RAPR-012	**188**
RAPR-106	**188**
RAPR-106.4	**188**
RAPR-108	**188**
RAPR-109.5	**188**
RAPR-110	**188**
RAPR-112	**188**
RAPR-212.7	**188**
RAPR-213.5	**188**
RAPR-214	**188**
RAPR-215	**188**
RAPR-216	**188**
RAPR-217.2	**188**
RAPR-218	**188**
RAPR3-006	**186**
RAPR3-006.4	**186**
RAPR3-008	**186**
RAPR3-009.5	**186**
RAPR3-010	**186**
RAPR3-012	**186**
RAPR3-106	**186**
RAPR3-106.4	**186**
RAPR3-108	**186**
RAPR3-109.5	**186**
RAPR3-110	**186**
RAPR3-112	**186**
RAPR-319	**188**
RAPR-320	**188**
RAPR-321.3	**188**
RAPR3-212.7	**186**
RAPR3-213.5	**186**
RAPR3-214	**186**
RAPR3-215	**186**
RAPR3-216	**186**
RAPR3-217.2	**186**
RAPR3-218	**186**
RAPR-322	**188**
RAPR-323	**188**
RAPR-325	**188**
RAPR3-319	**186**
RAPR3-320	**186**
RAPR3-321.3	**186**
RAPR3-322	**186**
RAPR3-323	**186**
RAPR3-325	**186**
RAPR3-426.9	**186**
RAPR3-428	**186**
RAPR3-430	**186**

Code	Page
RAPR3-532	**186**
RAPR3-533.7	**186**
RAPR3-535	**186**
RAPR3-538	**186**
RAPR3-540	**186**
RAPR3-542	**186**
RAPR3-644.5	**186**
RAPR3-645	**186**
RAPR3-648	**186**
RAPR3-650	**186**
RAPR3-650.8	**186**
RAPR3-652	**186**
RAPR3-655	**186**
RAPR3-657	**186**
RAPR-426.9	**188**
RAPR-428	**188**
RAPR-430	**188**
RAPR-532	**188**
RAPR-533.7	**188**
RAPR-535	**188**
RAPR-538	**188**
RAPR-540	**188**
RAPR-542	**188**
RAPR-644.5	**188**
RAPR-645	**188**
RAPR-648	**188**
RAPR-650	**188**
RAPR-650.8	**188**
RAPR-652	**188**
RAPR-655	**188**
RAPR-657	**188**
RAPS-540	**190**
RAVG-106	**189**
RAVG-108	**189**
RAVG-109.5	**189**
RAVG-110	**189**
RAVG-112	**189**
RAVG-212.7	**189**
RAVG-213.5	**189**
RAVG-214	**189**
RAVG-215	**189**
RAVG-216	**189**
RAVG-217.2	**189**
RAVG-218	**189**
RAVG-319	**189**
RAVG-320	**189**
RAVG-321.3	**189**
RAVG-322	**189**
RAVG-323	**189**
RAVG-325	**189**
RAVG-426.9	**189**
RAVG-428	**189**
RAVG-430	**189**
RAVG-532	**189**
RAVG-533.7	**189**
RAVG-535	**189**
RAVG-538	**189**
RAVG-540	**189**
RAVG-542	**189**
RAVG-644.5	**189**
RAVG-645	**189**
RAVG-648	**189**
RAVG-650	**189**
RAVG-650.8	**189**
RAVG-652	**189**
RAVG-655	**189**
RAVG-657	**189**
RB-11063-UPVC	**1101**
RB-11075-UPVC	**1101**
RB-11090-UPVC	**1101**
RB-1-12	**1184**
RB-112-1	**1184**
RB-112-114	**1184**
RB-112-12	**1184**
RB-112-34	**1184**
RB-1-14	**1184**
RB-114-1	**1184**
RB-114-12	**1184**
RB-114-34	**1184**
RB-12-14	**1184**
RB-12-18	**1184**
RB-12-38	**1184**
RB-125110-UPVC	**1101**
RB-12575-UPVC	**1101**
RB-12590-UPVC	**1101**
RB-1-34	**1184**
RB-1-38	**1184**
RB-140110-UPVC	**1101**
RB-140125-UPVC	**1101**
RB-14090-UPVC	**1101**
RB-14-18	**1184**
RB-160110-UPVC	**1101**
RB-160125-UPVC	**1101**
RB-160140-UPVC	**1101**
RB-180125-UPVC	**1101**
RB-180140-UPVC	**1101**
RB-180160-UPVC	**1101**
RB-200160-UPVC	**1101**
RB-200180-UPVC	**1101**
RB-2016-UPVC	**1101**
RB-2-1	**1184**
RB-2-112	**1184**
RB-2-114	**1184**
RB-212-1	**1184**
RB-212-112	**1184**
RB-212-114	**1184**
RB-212-2	**1184**
RB-225160-UPVC	**1101**
RB-225200-UPVC	**1101**
RB-2-34	**1184**
RB-2516-UPVC	**1101**
RB-2520-UPVC	**1101**
RB30-1121-UPVC	**1108**
RB30-112-UPVC	**1108**
RB30-11434-UPVC	**1108**
RB30-1214-UPVC	**1108**
RB30-1238-UPVC	**1108**
RB30-2114-UPVC	**1108**
RB30-212112-UPVC	**1108**
RB30-3212-UPVC	**1108**
RB30-3438-UPVC	**1108**
RB30-3814-UPVC	**1108**
RB30-43-UPVC	**1108**
RB-3-1	**1184**
RB-3-112	**1184**
RB-3-2	**1184**
RB-3-212	**1184**
RB-3216-UPVC	**1101**
RB-3220-UPVC	**1101**
RB-3225-UPVC	**1101**
RB-34-12	**1184**
RB-34-14	**1184**
RB-34-18	**1184**
RB-34-38	**1184**
RB-38-14	**1184**
RB-38-18	**1184**
RB-4020-UPVC	**1101**
RB-4025-UPVC	**1101**
RB-4032-UPVC	**1101**
RB-4-3	**1184**
RB-5025-UPVC	**1101**
RB-5032-UPVC	**1101**
RB-5040-UPVC	**1101**
RB-6325-UPVC	**1101**
RB-6332-UPVC	**1101**
RB-6340-UPVC	**1101**
RB-6350-UPVC	**1101**
RB-7532-UPVC	**1101**
RB-7540-UPVC	**1101**
RB-7550-UPVC	**1101**
RB-7563-UPVC	**1101**
RB-9050-UPVC	**1101**
RB-9063-UPVC	**1101**
RB-9075-UPVC	**1101**
RB93-112114-ABS	**1097**
RB93-112114-UPVC	**1108**
RB93-1121-ABS	**1097**
RB93-1121-UPVC	**1108**
RB93-11234-ABS	**1097**
RB93-11234-UPVC	**1108**
RB93-112-ABS	**1097**
RB93-112-UPVC	**1108**
RB93-11412-ABS	**1097**
RB93-11412-UPVC	**1108**
RB93-1141-ABS	**1097**
RB93-1141-UPVC	**1108**
RB93-11434-ABS	**1097**
RB93-11434-UPVC	**1108**
RB93-134-ABS	**1097**
RB93-134-UPVC	**1108**
RB93-2112-ABS	**1097**
RB93-2112-UPVC	**1108**
RB93-2114-ABS	**1097**
RB93-2114-UPVC	**1108**
RB93-212112-UPVC	**1108**
RB93-2122-ABS	**1097**
RB93-2122-UPVC	**1108**
RB93-21-ABS	**1097**
RB93-21-UPVC	**1108**
RB93-3112-ABS	**1097**
RB93-3112-UPVC	**1108**
RB93-3212-ABS	**1097**
RB93-3212-UPVC	**1108**
RB93-32-ABS	**1097**
RB93-32-UPVC	**1108**
RB93-3412-ABS	**1097**
RB93-3412-UPVC	**1108**
RB93-4212-ABS	**1097**
RB93-4212-UPVC	**1108**
RB93-42-ABS	**1097**
RB93-42-UPVC	**1108**
RB93-43-ABS	**1097**
RB93-43-UPVC	**1108**
RB93-53-UPVC	**1108**
RB93-54-ABS	**1097**
RB93-54-UPVC	**1108**
RB93-64-UPVC	**1108**
RB93-86-UPVC	**1108**
RBNG-106	**193**
RBNG-106.4	**193**
RBNG-108	**193**
RBNG-109.5	**193**
RBNG-110	**193**
RBNG-112	**193**
RBNG-212.7	**193**
RBNG-213.5	**193**
RBNG-214	**193**
RBNG-215	**193**
RBNG-216	**193**
RBNG-217.2	**193**
RBNG-218	**193**
RBNG-319	**193**
RBNG-320	**193**
RBNG-321.3	**193**
RBNG-322	**193**
RBNG-325	**193**
RBNG-426.9	**193**
RBNG-428	**193**
RBNG-430	**193**
RBNG-532	**193**
RBNG-533.7	**193**
RBNG-535	**193**
RBNG-538	**193**
RBNG-542	**193**
RBNR-106.4	**193**
RBNR-109.5	**193**
RBNR-212.7	**193**
RBNR-213.5	**193**
RBNR-214	**193**
RBNR-215	**193**
RBNR-218	**193**
RBNR-320	**193**
RBNR-322	**193**
RBNR-325	**193**
RBNR-428	**193**
RBNR-533.7	**193**
RBNR-535	**193**
RBPG-106	**193**
RBPG-106.4	**193**
RBPG-108	**193**
RBPG-109.5	**193**
RBPG-110	**193**
RBPG-112	**193**
RBPG-212.7	**193**
RBPG-213.5	**193**
RBPG-214	**193**
RBPG-215	**193**
RBPG-216	**193**
RBPG-217.2	**193**
RBPG-218	**193**
RBPG-319	**193**
RBPG-320	**193**
RBPG-321.3	**193**
RBPG-322	**193**
RBPG-325	**193**
RBPG-426.9	**193**
RBPG-428	**193**
RBPG-430	**193**
RBPG-532	**193**
RBPG-533.7	**193**
RBPG-535	**193**
RBPG-538	**193**
RBPG-540	**193**
RBPG-542	**193**
RBPR-106	**193**
RBPR-106.4	**193**
RBPR-108	**193**
RBPR-109.5	**193**
RBPR-110	**193**
RBPR1-106	**186**
RBPR1-106.4	**186**
RBPR1-108	**186**
RBPR1-109.5	**186**
RBPR1-110	**186**
RBPR1-112	**186**
RBPR-112	**193**
RBPR1-212.7	**186**
RBPR1-213.5	**186**
RBPR1-214	**186**
RBPR1-215	**186**
RBPR1-216	**186**
RBPR1-217.2	**186**
RBPR1-218	**186**
RBPR1-319	**186**
RBPR1-320	**186**
RBPR1-321.3	**186**
RBPR1-322	**186**
RBPR1-325	**186**
RBPR1-426.9	**186**
RBPR1-428	**186**
RBPR1-430	**186**
RBPR1-532	**186**
RBPR1-533.7	**186**
RBPR1-535	**186**
RBPR1-538	**186**
RBPR1-540	**186**
RBPR1-542	**186**
RBPR-212.7	**193**
RBPR-213.5	**193**
RBPR-214	**193**
RBPR-215	**193**
RBPR-216	**193**
RBPR-217.2	**193**
RBPR-218	**193**
RBPR-319	**193**
RBPR-320	**193**
RBPR-321.3	**193**
RBPR-322	**193**
RBPR-325	**193**
RBPR-426.9	**193**
RBPR-428	**193**
RBPR-430	**193**
RBPR-532	**193**
RBPR-533.7	**193**
RBPR-535	**193**
RBPR-538	**193**
RBPR-540	**193**
RBPR-542	**193**
RBT-PN16-10EPDM	**1388**
RBT-PN16-10NBR	**1388**
RBT-PN16-112EPDM	**1388**
RBT-PN16-112NBR	**1388**
RBT-PN16-114EPDM	**1388**
RBT-PN16-114NBR	**1388**
RBT-PN16-12EPDM	**1388**
RBT-PN16-12NBR	**1388**
RBT-PN16-212EPDM	**1388**
RBT-PN16-212NBR	**1388**
RBT-PN16-2EPDM	**1388**
RBT-PN16-2NBR	**1388**
RBT-PN16-3EPDM	**1388**
RBT-PN16-3NBR	**1388**
RBT-PN16-4EPDM	**1388**
RBT-PN16-4NBR	**1388**
RBT-PN16-5EPDM	**1388**
RBT-PN16-5NBR	**1388**
RBT-PN16-6EPDM	**1388**
RBT-PN16-6NBR	**1388**
RBT-PN16-8EPDM	**1388**
RBT-PN16-8NBR	**1388**

Code	Page
RBU-250-125	**170**
RBU-375-250	**170**
RBU-500-250	**170**
RBVG-106	**194**
RBVG-106.4	**194**
RBVG-108	**194**
RBVG-109.5	**194**
RBVG-110	**194**
RBVG-112	**194**
RBVG-212.7	**194**
RBVG-213.5	**194**
RBVG-214	**194**
RBVG-215	**194**
RBVG-216	**194**
RBVG-217.2	**194**
RBVG-218	**194**
RBVG-319	**194**
RBVG-320	**194**
RBVG-321.3	**194**
RBVG-322	**194**
RBVG-325	**194**
RBVG-426.9	**194**
RBVG-428	**194**
RBVG-430	**194**
RBVG-532	**194**
RBVG-533.7	**194**
RBVG-535	**194**
RBVG-538	**194**
RBVG-542	**194**
RC-1	**1185**
RC-112	**1185**
RC-114	**1185**
RC-12	**1185**
RC-14	**1185**
RC-18	**1185**
RC-2	**1185**
RC-212	**1185**
RC-3	**1185**
RC-34	**1185**
RC-38	**1185**
RCAR-110	**195**
RCAR-220	**195**
RCAR-221.3	**195**
RCAR-222	**195**
RCAR-226.9	**195**
RCAR-230	**195**
RCAR-330	**195**
RCAR-332	**195**
RCAR-333.7	**195**
RCAR-338	**195**
RCAR-340	**195**
RCAR-448.3	**195**
RCAR-450	**195**
RCAR-455	**195**
RCAR-460.3	**195**
RCAR-470	**195**
RCG205CTW00	**1053**
RCG205STW00	**1053**
RCG206CTX00	**1053**
RCG206STX00	**1053**
RCG207CTY00	**1053**
RCG207STY00	**1053**
RCG208STZ00	**1053**
RCG209STK00	**1053**
RCG210STJ00	**1053**
RCNR-106	**195**
RCNR-108	**195**
RCNR-110	**195**
RCNR-112	**195**
RCNR-112.7	**195**
RCNR-113.5	**195**
RCNR-114	**195**
RCNR-115	**195**
RCNR-116	**195**
RCNR-117.2	**195**
RCNR-118	**195**
RCNR-220	**195**
RCNR-221.3	**195**
RCNR-222	**195**
RCNR-223	**195**
RCNR-225	**195**
RCNR-226.9	**195**
RCNR-228	**195**
RCNR-230	**195**
RCNR-330	**195**
RCNR-332	**195**
RCNR-333.7	**195**
RCNR-335	**195**
RCNR-338	**195**
RCNR-340	**195**
RCNR-342	**195**
RCNR-438	**195**
RCNR-440	**195**
RCNR-442	**195**
RCNR-445	**195**
RCNR-448.3	**195**
RCNR-450	**195**
RCNR-451	**195**
RCNR-452	**195**
RCNR-455	**195**
RCNR-457	**195**
RCNR-460.3	**195**
RCNR-463	**195**
RCNR-465	**195**
RCNR-470	**195**
RCNR-570	**195**
RCNR-573	**195**
RCNR-575	**195**
RCNR-576.1	**195**
RCNR-580	**195**
RCNR-582.5	**195**
RCNR-588.9	**195**
RCNR-590	**195**
RCPE-2	**187**
RCPE-3	**187**
RCPE-4	**187**
RCPE-5	**187**
RCPG-106	**196**
RCPG-108	**196**
RCPG-110	**196**
RCPG-112	**196**
RCPG-112.7	**196**
RCPG-114	**196**
RCPG-115	**196**
RCPG-116	**196**
RCPG-117.2	**196**
RCPG-118	**196**
RCPG-219	**196**
RCPG-220	**196**
RCPG-221.3	**196**
RCPG-222	**196**
RCPG-225	**196**
RCPG-226.9	**196**
RCPG-230	**196**
RCPG-330	**196**
RCPG-332	**196**
RCPG-333.7	**196**
RCPG-335	**196**
RCPG-338	**196**
RCPG-340	**196**
RCPG-342	**196**
RCPG-438	**196**
RCPG-440	**196**
RCPG-442	**196**
RCPG-445	**196**
RCPG-448.3	**196**
RCPG-450	**196**
RCPG-452	**196**
RCPG-455	**196**
RCPG-457	**196**
RCPG-460.3	**196**
RCPG-465	**196**
RCPG-470	**196**
RCPG-560.3	**196**
RCPG-573	**196**
RCPG-576.1	**196**
RCPG-580	**196**
RCPG-588.9	**196**
RCPG-6100	**196**
RCPG-6101.6	**196**
RCPG-6114.3	**196**
RCPG-7108	**196**
RCPG-7168.3	**196**
RCPG-8168.3	**196**
RCPR-106	**195**
RCPR-108	**195**
RCPR-110	**195**
RCPR-112	**195**
RCPR-112.7	**195**
RCPR-113.5	**195**
RCPR-114	**195**
RCPR-115	**195**
RCPR-116	**195**
RCPR-117.2	**195**
RCPR-118	**195**
RCPR-219	**195**
RCPR-220	**195**
RCPR-221.3	**195**
RCPR-222	**195**
RCPR-223	**195**
RCPR-225	**195**
RCPR-226.9	**195**
RCPR-228	**195**
RCPR-230	**195**
RCPR3-106	**186**
RCPR3-108	**186**
RCPR3-110	**186**
RCPR3-112	**186**
RCPR3-112.7	**186**
RCPR3-113.5	**186**
RCPR3-114	**186**
RCPR3-115	**186**
RCPR3-116	**186**
RCPR3-117.2	**186**
RCPR3-118	**186**
RCPR3-219	**186**
RCPR3-220	**186**
RCPR3-221.3	**186**
RCPR3-222	**186**
RCPR3-223	**186**
RCPR3-225	**186**
RCPR3-226.9	**186**
RCPR3-228	**186**
RCPR3-230	**186**
RCPR-330	**195**
RCPR-332	**195**
RCPR-333.7	**195**
RCPR3-330	**186**
RCPR3-332	**186**
RCPR3-333.7	**186**
RCPR3-335	**186**
RCPR3-338	**186**
RCPR3-340	**186**
RCPR3-342	**186**
RCPR-335	**195**
RCPR-338	**195**
RCPR-340	**195**
RCPR-342	**195**
RCPR3-438	**186**
RCPR3-440	**186**
RCPR3-442	**186**
RCPR3-445	**186**
RCPR3-448.3	**186**
RCPR3-450	**186**
RCPR3-451	**186**
RCPR3-452	**186**
RCPR3-455	**186**
RCPR3-457	**186**
RCPR3-460.3	**186**
RCPR3-463	**186**
RCPR3-465	**186**
RCPR3-470	**186**
RCPR3-570	**186**
RCPR3-573	**186**
RCPR3-575	**186**
RCPR3-576.1	**186**
RCPR3-580	**186**
RCPR3-582.5	**186**
RCPR3-588.9	**186**
RCPR3-590	**186**
RCPR3-6101.6	**186**
RCPR3-6114.3	**186**
RCPR3-6127	**186**
RCPR3-7130	**186**
RCPR3-7140	**186**
RCPR3-7168.3	**186**
RCPR-438	**195**
RCPR-440	**195**
RCPR-442	**195**
RCPR-445	**195**
RCPR-448.3	**195**
RCPR-450	**195**
RCPR-451	**195**
RCPR-452	**195**
RCPR-455	**195**
RCPR-457	**195**
RCPR-460.3	**195**
RCPR-463	**195**
RCPR-465	**195**
RCPR-470	**195**
RCPR-570	**195**
RCPR-573	**195**
RCPR-575	**195**
RCPR-576.1	**195**
RCPR-580	**195**
RCPR-582.5	**195**
RCPR-588.9	**195**
RCPR-590	**195**
RCPR-6101.6	**195**
RCPR-6114.3	**195**
RCPR-6127	**195**
RCPR-7130	**195**
RCPR-7140	**195**
RCPR-7168.3	**195**
RD-10S	**158**
RD12.A	**432**
RD-12S	**158**
RD-14S	**158**
RD-16S	**158**
RD18.A	**432**
RD-20S	**158**
RD25.A	**432**
RD-25S	**158**
RD-30S	**158**
RD32.A	**432**
RD-38S	**158**
RD43.A	**432**
RD52.A	**432**
RD6.A	**432**
RD63.A	**432**
RD-6S	**158**
RD80.A	**432**
RD-8S	**158**
RD9.A	**432**
RDC12-14	**1207**
RDC12-38	**1207**
RDC12-516	**1207**
RDC14-18	**1207**
RDC14-316	**1207**
RDC316-18	**1207**
RDC38-14	**1207**
RDC38-516	**1207**
RDC516-14	**1207**
RDC516-316	**1207**
RED-DKOL-08/06	**162**
RED-DKOL-10/06	**162**
RED-DKOL-10/08	**162**
RED-DKOL-12/06	**162**
RED-DKOL-12/08	**162**
RED-DKOL-12/10	**162**
RED-DKOL-15/06	**162**
RED-DKOL-15/08	**162**
RED-DKOL-15/10	**162**
RED-DKOL-15/12	**162**
RED-DKOL-18/06	**162**
RED-DKOL-18/08	**162**
RED-DKOL-18/10	**162**
RED-DKOL-18/12	**162**
RED-DKOL-18/15	**162**
RED-DKOL-22/06	**162**
RED-DKOL-22/08	**162**
RED-DKOL-22/10	**162**
RED-DKOL-22/12	**162**
RED-DKOL-22/15	**162**
RED-DKOL-22/18	**162**
RED-DKOL-28/06	**162**
RED-DKOL-28/08	**162**
RED-DKOL-28/10	**162**
RED-DKOL-28/12	**162**
RED-DKOL-28/15	**162**
RED-DKOL-28/18	**162**
RED-DKOL-28/22	**162**
RED-DKOL-35/06	**162**
RED-DKOL-35/08	**162**
RED-DKOL-35/10	**162**
RED-DKOL-35/12	**162**
RED-DKOL-35/15	**162**
RED-DKOL-35/18	**162**
RED-DKOL-35/22	**162**
RED-DKOL-35/28	**162**

Code	Page
RED-DKOL-42/06	**162**
RED-DKOL-42/08	**162**
RED-DKOL-42/10	**162**
RED-DKOL-42/12	**162**
RED-DKOL-42/15	**162**
RED-DKOL-42/18	**162**
RED-DKOL-42/22	**162**
RED-DKOL-42/28	**162**
RED-DKOL-42/35	**162**
RED-DKOS-08/06	**162**
RED-DKOS-10/06	**162**
RED-DKOS-10/08	**162**
RED-DKOS-12/06	**162**
RED-DKOS-12/08	**162**
RED-DKOS-12/10	**162**
RED-DKOS-14/06	**162**
RED-DKOS-14/08	**162**
RED-DKOS-14/10	**162**
RED-DKOS-14/12	**162**
RED-DKOS-16/06	**162**
RED-DKOS-16/08	**162**
RED-DKOS-16/10	**162**
RED-DKOS-16/12	**162**
RED-DKOS-16/14	**162**
RED-DKOS-20/06	**162**
RED-DKOS-20/08	**162**
RED-DKOS-20/10	**162**
RED-DKOS-20/12	**162**
RED-DKOS-20/14	**162**
RED-DKOS-20/16	**162**
RED-DKOS-25/06	**162**
RED-DKOS-25/08	**162**
RED-DKOS-25/10	**162**
RED-DKOS-25/12	**162**
RED-DKOS-25/14	**162**
RED-DKOS-25/16	**162**
RED-DKOS-25/20	**162**
RED-DKOS-30/06	**162**
RED-DKOS-30/08	**162**
RED-DKOS-30/10	**162**
RED-DKOS-30/12	**162**
RED-DKOS-30/14	**162**
RED-DKOS-30/16	**162**
RED-DKOS-30/20	**162**
RED-DKOS-30/25	**162**
RED-DKOS-38/06	**162**
RED-DKOS-38/08	**162**
RED-DKOS-38/10	**162**
RED-DKOS-38/12	**162**
RED-DKOS-38/14	**162**
RED-DKOS-38/16	**162**
RED-DKOS-38/20	**162**
RED-DKOS-38/25	**162**
RED-DKOS-38/30	**162**
REDR1/2X1	**122**
REDR1/2X1/4	**122**
REDR1/2X1/8	**122**
REDR1/2X3/4	**122**
REDR1/2X3/8	**122**
REDR1/4X1/2	**122**
REDR1/4X1/8	**122**
REDR1/4X3/4	**122**
REDR1/4X3/8	**122**
REDR1/8X1/4	**122**
REDR1/8X3/8	**122**
REDR11/2X1	**122**
REDR11/2X1/2	**122**
REDR11/2X11/4	**122**
REDR11/2X3/4	**122**
REDR11/4X1	**122**
REDR11/4X1/2	**122**
REDR11/4X11/2	**122**
REDR11/4X3/4	**122**
REDR1X1/2	**122**
REDR1X1/4	**122**
REDR1X11/2	**122**
REDR1X11/4	**122**
REDR1X3/4	**122**
REDR1X3/8	**122**
REDR3/4X1	**122**
REDR3/4X1/2	**122**
REDR3/4X1/4	**122**
REDR3/4X11/2	**122**
REDR3/4X11/4	**122**
REDR3/4X3/8	**122**
REDR3/8X1/2	**122**
REDR3/8X1/4	**122**
REDR3/8X1/8	**122**
REDR3/8X3/4	**122**
REDVDN10/6L	**131**
REDVDN10/6S	**131**
REDVDN10/8L	**131**
REDVDN10/8S	**131**
REDVDN12/10L	**131**
REDVDN12/10S	**131**
REDVDN12/6L	**131**
REDVDN12/6S	**131**
REDVDN12/8L	**131**
REDVDN12/8S	**131**
REDVDN14/10S	**131**
REDVDN14/12S	**131**
REDVDN14/6S	**131**
REDVDN14/8S	**131**
REDVDN15/10L	**131**
REDVDN15/12L	**131**
REDVDN15/6L	**131**
REDVDN15/8L	**131**
REDVDN16/10S	**131**
REDVDN16/12S	**131**
REDVDN16/14S	**131**
REDVDN16/6S	**131**
REDVDN16/8S	**131**
REDVDN18/10L	**131**
REDVDN18/12L	**131**
REDVDN18/15L	**131**
REDVDN18/6L	**131**
REDVDN18/8L	**131**
REDVDN20/10S	**131**
REDVDN20/12S	**131**
REDVDN20/14S	**131**
REDVDN20/16S	**131**
REDVDN20/6S	**131**
REDVDN20/8S	**131**
REDVDN22/10L	**131**
REDVDN22/12L	**131**
REDVDN22/15L	**131**
REDVDN22/18L	**131**
REDVDN22/8L	**131**
REDVDN25/10S	**131**
REDVDN25/12S	**131**
REDVDN25/14S	**131**
REDVDN25/16S	**131**
REDVDN25/20S	**131**
REDVDN25/8S	**131**
REDVDN28/10L	**131**
REDVDN28/12L	**131**
REDVDN28/15L	**131**
REDVDN28/18L	**131**
REDVDN28/22L	**131**
REDVDN30/12S	**131**
REDVDN30/14S	**131**
REDVDN30/16S	**131**
REDVDN30/20S	**131**
REDVDN30/25S	**131**
REDVDN35/15L	**131**
REDVDN35/18L	**131**
REDVDN35/22L	**131**
REDVDN35/28L	**131**
REDVDN38/10S	**131**
REDVDN38/16S	**131**
REDVDN38/20S	**131**
REDVDN38/25S	**131**
REDVDN38/30S	**131**
REDVDN42/15L	**131**
REDVDN42/18L	**131**
REDVDN42/22L	**131**
REDVDN42/35L	**131**
REDVDN8/6L	**131**
REDVDN8/6S	**131**
REDWASH-GUN	**1657**
REDWV10L-6L	**123**
REDWV10L-8L	**123**
REDWV10S-6S	**123**
REDWV10S-8S	**123**
REDWV12L-10L	**123**
REDWV12L-6L	**123**
REDWV12L-8L	**123**
REDWV12S-10S	**123**
REDWV12S-6S	**123**
REDWV12S-8S	**123**
REDWV14S-10S	**123**
REDWV14S-12S	**123**
REDWV14S-6S	**123**
REDWV14S-8S	**123**
REDWV15L-10L	**123**
REDWV15L-12L	**123**
REDWV15L6L	**123**
REDWV15L-8L	**123**
REDWV16S-10S	**123**
REDWV16S-12S	**123**
REDWV16S-14S	**123**
REDWV16S-6S	**123**
REDWV16S-8S	**123**
REDWV18L-10L	**123**
REDWV18L-12L	**123**
REDWV18L-15L	**123**
REDWV18L6L	**123**
REDWV18L-8L	**123**
REDWV20S-10S	**123**
REDWV20S-12S	**123**
REDWV20S-14S	**123**
REDWV20S-16S	**123**
REDWV20S-6S	**123**
REDWV20S-8S	**123**
REDWV22L-10L	**123**
REDWV22L-12L	**123**
REDWV22L-15L	**123**
REDWV22L-18L	**123**
REDWV22L-8L	**123**
REDWV25S-10S	**123**
REDWV25S-12S	**123**
REDWV25S-14S	**123**
REDWV25S-16S	**123**
REDWV25S-20S	**123**
REDWV25S-8S	**123**
REDWV28L-10L	**123**
REDWV28L-12L	**123**
REDWV28L-15L	**123**
REDWV28L-18L	**123**
REDWV28L-22L	**123**
REDWV30S-12S	**123**
REDWV30S-14S	**123**
REDWV30S-16S	**123**
REDWV30S-20S	**123**
REDWV30S-25S	**123**
REDWV35-28L	**123**
REDWV35L-15L	**123**
REDWV35L-18L	**123**
REDWV35L-22L	**123**
REDWV38S-10S	**123**
REDWV38S-16S	**123**
REDWV38S-20S	**123**
REDWV38S-25S	**123**
REDWV38S-30S	**123**
REDWV42L-15L	**123**
REDWV42L-18L	**123**
REDWV42L-22L	**123**
REDWV42L-35L	**123**
REDWV8L-6L	**123**
REDWV8S-6S	**123**
REFBKY50	**1588**
REFRW50	**1588**
RF104	**1606**
RFO 344	**636**
RFO 346	**636**
RFO 352	**636**
RFO 382	**636**
RFO 383	**636**
RFS-12P-2-SUS304	**442**
RFU 429	**636**
RFU 444	**636**
RFU 446	**636**
RFU 452	**636**
RFU 482	**636**
RFU 483	**636**
RGN-1/2-DN10	**34**
RGN-1/2-DN12	**34**
RGN-1/4-DN06	**34**
RGN-10-DN06	**34**
RGN-10-DN08	**34**
RGN-12-DN06	**34**
RGN-12-DN08	**34**
RGN-14-DN06	**34**
RGN-14-DN08	**34**
RGN-14-DN10	**34**
RGN-16-DN08	**34**
RGN-16-DN10	**34**
RGN-16-DN12	**34**
RGN-18-DN10	**34**
RGN-18-DN12	**34**
RGN-22-DN12	**34**
RGN-22-DN16	**34**
RGN-26-DN19	**34**
RH-1	**1416**
RH-112	**1416**
RH-114	**1416**
RH-118	**1416**
RH-1316	**1416**
RH-134	**1416**
RH-138	**1416**
RH-158	**1416**
RH-178	**1416**
RH-1916	**1416**
RH-2	**1416**
RH-212	**1416**
RH-214	**1416**
RH-238	**1416**
RH-3	**1416**
RH-4	**1416**
RH-78	**1416**
RHN-1-12	**1185**
RHN-112-1	**1185**
RHN-112-114	**1185**
RHN-112-12	**1185**
RHN-112-34	**1185**
RHN-1-14	**1185**
RHN-114-1	**1185**
RHN-114-12	**1185**
RHN-114-34	**1185**
RHN-12-14	**1185**
RHN-12-18	**1185**
RHN-12-38	**1185**
RHN-1-34	**1185**
RHN-1-38	**1185**
RHN-14-18	**1185**
RHN-2-1	**1185**
RHN-2-112	**1185**
RHN-2-114	**1185**
RHN-2-12	**1185**
RHN-2-34	**1185**
RHN-3-2	**1185**
RHN-34-12	**1185**
RHN-34-14	**1185**
RHN-34-18	**1185**
RHN-34-38	**1185**
RHN-38-14	**1185**
RHN-38-18	**1185**
RHO-FIG-170300-1	**436**
RHO-FIG-170300-2	**436**
RHO-FIG-170305-1	**436**
RHO-FIG-170305-2	**436**
RHO-FIG-170310-1	**436**
RHO-FIG-170310-2	**436**
RHO-FIG-170315-1	**436**
RHO-FIG-170315-2	**436**
RHO-FIG-170320-1	**436**
RHO-FIG-170320-2	**436**
RHO-FIG-176600-1	**436**
RHO-FIG-176600-2	**436**
RHO-FIG-176605-1	**436**
RHO-FIG-176610-1	**436**
RHO-FIG-176610-2	**436**
RHO-FIG-176615-1	**436**
RHO-FIG-176615-2	**436**
RHO-FIG-176615-3	**436**
RHO-FIG-176620-1	**436**
RHO-FIG-176620-2	**436**
RHO-FIS-140300-1	**436**
RHO-FIS-140305-1	**436**
RHO-FIS-140305-2	**436**
RHO-FIS-140310-1	**436**
RHO-FIS-140310-2	**436**
RHO-FIS-140315-1	**436**
RHO-FIS-140320-1	**436**
RHO-FIS-146410-1	**436**
RHO-FIS-146510-1	**436**
RHO-FIS-146510-2	**436**
RHO-FIS-146515-2	**436**
RJ-14	**1224**
RJTA1	**1194**

Code	Page
RJTA112	**1194**
RJTA3	**1194**
RJTBL1	**1194**
RJTBL112	**1194**
RJTBL2	**1194**
RJTBL212	**1194**
RJTBL3	**1194**
RJTD2	**1194**
RJTHL1	**1194**
RJTHL112	**1194**
RJTHL2	**1194**
RJTHL212	**1194**
RJTHL3	**1194**
RJTN1	**1194**
RJTN112	**1194**
RJTN2	**1194**
RJTN3	**1194**
RJTRWL2112	**1194**
RJTS1	**1194**
RJTS112	**1194**
RJTS2	**1194**
RJTS3	**1194**
RJT-SPANNER-1.0	**1192**
RJT-SPANNER-1.5	**1192**
RJT-SPANNER-2	**1192**
RJT-SPANNER-2.5	**1192**
RJT-SPANNER-3	**1192**
RJT-SPANNER-4	**1192**
RJTWL1	**1194**
RJTWL112	**1194**
RJTWL2	**1194**
RJTWL212	**1194**
RJTWL3	**1194**
RJTWM1	**1194**
RJTWM112	**1194**
RJTWM2	**1194**
RJTWM3	**1194**
RK05/10	**1172**
RK05/10K	**1172**
RK05/13	**1172**
RK10/13	**1172**
RK10/13K	**1172**
RK10/17	**1172**
RK10/17K	**1172**
RK10/21	**1172**
RK10/21K	**1172**
RK13/17	**1172**
RK13/17K	**1172**
RK13/21	**1172**
RK13/21K	**1172**
RK13/26	**1172**
RK13/26K	**1172**
RK13/33K	**1172**
RK17/21	**1172**
RK17/21K	**1172**
RK17/26	**1172**
RK17/26K	**1172**
RK17/33	**1172**
RK17/33K	**1172**
RK1C	**883**
RK21/26	**1172**
RK21/26K	**1172**
RK21/33	**1172**
RK21/33K	**1172**
RK21/42K	**1172**
RK26/33	**1172**
RK26/33K	**1172**
RK26/42K	**1172**
RK33/42	**1172**
RK33/42K	**1172**
RK33/50K	**1172**
RK33/55K	**1172**
RK42/50	**1172**
RK42/55	**1172**
RK42/55K	**1172**
RK50/55	**1172**
RK50/55K	**1172**
RL05/05	**1171**
RL05/05X	**1171**
RL05/10	**1171**
RL10/10	**1171**
RL10/10K	**1171**
RL10/10KN	**1171**
RL10/10N	**1171**
RL10/10X	**1171**
RL10/10Y	**1171**
RL10/13	**1171**
RL10/13K	**1171**
RL10/17	**1171**
RL10/17K	**1171**
RL13/13	**1171**
RL13/13K	**1171**
RL13/13KN	**1171**
RL13/13N	**1171**
RL13/13X	**1171**
RL13/13Y	**1171**
RL13/17	**1171**
RL13/17K	**1171**
RL13/21	**1171**
RL13/21K	**1171**
RL17/17	**1171**
RL17/17K	**1171**
RL17/17KN	**1171**
RL17/17N	**1171**
RL17/17X	**1171**
RL17/21	**1171**
RL17/21K	**1171**
RL17/26	**1171**
RL17/26K	**1171**
RL21/21	**1171**
RL21/21K	**1171**
RL21/21N	**1171**
RL21/21X	**1171**
RL21/26	**1171**
RL21/26K	**1171**
RL21/33	**1171**
RL21/33K	**1171**
RL26/26	**1171**
RL26/26K	**1171**
RL26/26X	**1171**
RL26/33	**1171**
RL26/33K	**1171**
RL33/33	**1171**
RL33/33K	**1171**
RL33/33X	**1171**
RLC125/130	**1548**
RLC148/152	**1548**
RLD-12	**255**
RLD-16	**255**
RLD-20	**255**
RLD-24	**255**
RLD-32	**255**
RLD-40	**255**
RLD-48	**255**
RLP-16	**198**
RLP-22	**198**
RM/28010/M/10	**474**
RM/28010/M/25	**474**
RM/28010/M/50	**474**
RM/28020/M/10	**474**
RM/28020/M/25	**474**
RM/28020/M/50	**474**
RM/28025/M/10	**474**
RM/28025/M/25	**474**
RM/28025/M/50	**474**
RM/8010/M/100	**474**
RM/8010/M/25	**474**
RM/8010/M/50	**474**
RM/8010/M/80	**474**
RM/8012/M/25	**474**
RM/8012/M/50	**474**
RM/8016/M/100	**474**
RM/8016/M/25	**474**
RM/8016/M/50	**474**
RM/8020/M/100	**474**
RM/8020/M/25	**474**
RM/8020/M/50	**474**
RM/8020/M/80	**474**
RM/8025/M/100	**474**
RM/8025/M/25	**474**
RM/8025/M/50	**474**
RM/8025/M/80	**474**
RM/91032/M/25	**534**
RM/91040/M/25	**534**
RM/92012/M/10	**534**
RM/92016/M/10	**534**
RM/92016/M/15	**534**
RM/92016/M/20	**534**
RM/92020/M/10	**534**
RM/92020/M/15	**534**
RM/92020/M/25	**534**
RM/92020/M/30	**534**
RM/92020/M/40	**534**
RM/92020/M/50	**534**
RM/92025/M/10	**534**
RM/92025/M/20	**534**
RM/92025/M/25	**534**
RM/92025/M/30	**534**
RM/92025/M/40	**534**
RM/92025/M/50	**534**
RM/92032/M/10	**534**
RM/92032/M/15	**534**
RM/92032/M/20	**534**
RM/92032/M/25	**534**
RM/92032/M/30	**534**
RM/92032/M/40	**534**
RM/92032/M/50	**534**
RM/92032/M/60	**534**
RM/92032/M/80	**534**
RM/92040/M/10	**534**
RM/92040/M/20	**534**
RM/92040/M/25	**534**
RM/92040/M/30	**534**
RM/92040/M/5	**534**
RM/92040/M/50	**534**
RM/92050/M/10	**534**
RM/92050/M/100	**534**
RM/92050/M/20	**534**
RM/92050/M/25	**534**
RM/92050/M/30	**534**
RM/92050/M/40	**534**
RM/92050/M/50	**534**
RM/92063/M/15	**534**
RM/92063/M/25	**534**
RM/92063/M/40	**534**
RM/92080/M/25	**534**
RM/92080/M/40	**534**
RM/92080/M/50	**534**
RM/92080/M/60	**534**
RM/92080/M/80	**534**
RM/92100/M/30	**534**
RM/92100/M/50	**534**
RM/925/100	**506**
RM/925/150	**506**
RM/925/75	**506**
RM/930/100	**506**
RM/930/150	**506**
RM/930/300	**506**
RM/930/75	**506**
RM/940/100	**506**
RM/940/150	**506**
RM/940/300	**506**
RM010411	**836**
RM0104M5	**836**
RM010511	**836**
RM010512	**836**
RM010611	**836**
RM010612	**836**
RM0106M5	**836**
RM010811	**836**
RM010812	**836**
RM010813	**836**
RM011012	**836**
RM011013	**836**
RM011014	**836**
RM011213	**836**
RM011214	**836**
RM050411	**837**
RM050412	**837**
RM0504M5	**837**
RM050512	**837**
RM050611	**837**
RM050612	**837**
RM0506M5	**837**
RM051013	**837**
RM051014	**837**
RM051213	**837**
RM070612	**837**
RM090412	**838**
RM0904M5	**838**
RM0905M5	**838**
RM090611	**838**
RM090612	**838**
RM0906M5	**838**
RM090811	**838**
RM090812	**838**
RM091013	**838**
RM091213	**838**
RM091214	**838**
RM100611	**839**
RM100612	**839**
RM150411E	**838**
RM150511E	**838**
RM150811E	**838**
RM151013E	**838**
RM151214E	**838**
RM1611	**838**
RM1614	**838**
RM1711	**838**
RM1712	**838**
RM1713	**838**
RM1714	**838**
RM2306E	**837**
RM2308E	**837**
RON-106	**200**
RON-106.4	**200**
RON-108	**200**
RON-208	**200**
RON-209.5	**200**
RON-210	**200**
RON-212	**200**
RON-212.7	**200**
RON-312	**200**
RON-312.7	**200**
RON-313.5	**200**
RON-314	**200**
RON-315	**200**
RON-316	**200**
RON-414	**200**
RON-415	**200**
RON-416	**200**
RON-417.2	**200**
RON-418	**200**
RON-419	**200**
RON-420	**200**
RON-421.3	**200**
RON-422	**200**
ROND-106	**200**
ROND-106.4	**200**
ROND-108	**200**
ROND-208	**200**
ROND-209.5	**200**
ROND-210	**200**
ROND-212	**200**
ROND-212.7	**200**
ROND-310	**200**
ROND-312	**200**
ROND-312.7	**200**
ROND-313.5	**200**
ROND-314	**200**
ROND-315	**200**
ROND-316	**200**
ROND-414	**200**
ROND-415	**200**
ROND-416	**200**
ROND-417.2	**200**
ROND-418	**200**
ROND-419	**200**
ROND-420	**200**
ROND-421.3	**200**
ROND-422	**200**
ROP-106	**200**
ROP-106.4	**200**
ROP-108	**200**
ROP-208	**200**
ROP-209.5	**200**
ROP-210	**200**
ROP-212	**200**
ROP-212.7	**200**
ROP-310	**200**
ROP-312	**200**
ROP-312.7	**200**
ROP-313.5	**200**
ROP-314	**200**
ROP-315	**200**
ROP-316	**200**
ROP-415	**200**
ROP-416	**200**
ROP-417.2	**200**
ROP-418	**200**

Code	Page
ROP-419	**200**
ROP-420	**200**
ROP-421.3	**200**
ROP-422	**200**
ROPD-106	**200**
ROPD-106.4	**200**
ROPD-108	**200**
ROPD-208	**200**
ROPD-209.5	**200**
ROPD-210	**200**
ROPD-212	**200**
ROPD-212.7	**200**
ROPD-310	**200**
ROPD-312	**200**
ROPD-312.7	**200**
ROPD-313.5	**200**
ROPD-314	**200**
ROPD-315	**200**
ROPD-316	**200**
ROPD-414	**200**
ROPD-415	**200**
ROPD-416	**200**
ROPD-417.2	**200**
ROPD-418	**200**
ROPD-419	**200**
ROPD-420	**200**
ROPD-421.3	**200**
ROPD-422	**200**
ROV-10L	**158**
ROV-10S	**158**
ROV-12L	**158**
ROV-12S	**158**
ROV-14S	**158**
ROV-15L	**158**
ROV-16S	**158**
ROV-18L	**158**
ROV-20S	**158**
ROV-22L	**158**
ROV-25S	**158**
ROV-28L	**158**
ROV-30S	**158**
ROV-35L	**158**
ROV-38S	**158**
ROV-42L	**158**
ROV-6L	**158**
ROV-6S	**158**
ROV-8L	**158**
ROV-8S	**158**
RPC-1000-500	**171**
RPC-1000-750	**171**
RPC-10-6	**177**
RPC-10-8	**177**
RPC-12-10	**177**
RPC-12-6	**177**
RPC-12-8	**177**
RPC-16-12	**177**
RPC-250-125	**171**
RPC-375-125	**171**
RPC-375-250	**171**
RPC-500-250	**171**
RPC-6-3	**177**
RPC-750-500	**171**
RPC-8-6	**177**
RPG205CTW00	**1052**
RPG205STW00	**1052**
RPG206CTX00	**1052**
RPG206STX00	**1052**
RPG207STY00	**1052**
RPG208STZ00	**1052**
RPG209STK00	**1052**
RPG210STJ00	**1052**
RPVC1	**1404**
RPVC1-100	**1405**
RPVC112	**1404**
RPVC112-15	**1404**
RPVC114	**1404**
RPVC114-15	**1404**
RPVC12	**1404**
RPVC12-100	**1405**
RPVC12-15	**1404**
RPVC12B	**1404**
RPVC12B-100	**1405**
RPVC12G	**1404**
RPVC12N	**1404**
RPVC12N-100	**1405**
RPVC12R	**1404**
RPVC12R-100	**1405**
RPVC12Y	**1404**
RPVC12Y-100	**1405**
RPVC14	**1404**
RPVC14-100	**1405**
RPVC14B	**1404**
RPVC14B-100	**1405**
RPVC14G	**1404**
RPVC14G-100	**1405**
RPVC14N	**1404**
RPVC14N-100	**1405**
RPVC14R	**1404**
RPVC14R-100	**1405**
RPVC14Y	**1404**
RPVC14Y-100	**1405**
RPVC1N	**1404**
RPVC2	**1404**
RPVC2-15	**1404**
RPVC316	**1404**
RPVC316N	**1404**
RPVC34	**1404**
RPVC34-100	**1405**
RPVC34-15	**1404**
RPVC34B	**1404**
RPVC34N	**1404**
RPVC34R	**1404**
RPVC38	**1404**
RPVC38-100	**1405**
RPVC38B	**1404**
RPVC38B-100	**1405**
RPVC38G	**1404**
RPVC38N	**1404**
RPVC38N-100	**1405**
RPVC38R	**1404**
RPVC38R-100	**1405**
RPVC38Y	**1404**
RPVC38Y-100	**1405**
RPVC516	**1404**
RPVC516-100	**1405**
RPVC516B	**1404**
RPVC516B-100	**1405**
RPVC516G	**1404**
RPVC516N	**1404**
RPVC516N-100	**1405**
RPVC516R	**1404**
RPVC516R-100	**1405**
RPVC58	**1404**
RPVC58N	**1404**
RS-12	**630**
RS13-112112-UPVC	**1108**
RS13-112114-ABS	**1097**
RS13-1141-ABS	**1097**
RS13-1141-UPVC	**1108**
RS13-134-ABS	**1097**
RS13-134-UPVC	**1108**
RS13-2112-ABS	**1097**
RS13-2112-UPVC	**1108**
RS13-2122-UPVC	**1108**
RS13-3212-ABS	**1097**
RS13-3212-UPVC	**1108**
RS13-3412-ABS	**1097**
RS13-3412-UPVC	**1108**
RS13-43-ABS	**1097**
RS13-43-UPVC	**1108**
RS-14	**630**
RS-18	**630**
RS-38	**630**
RSG-10	**48**
RSG-12	**48**
RSG-16	**48**
RSG-20	**48**
RSG-25	**48**
RSG-32	**48**
RSG-42	**48**
RSG-50	**48**
RSG-60	**48**
RSH-1	**1482**
RSH-3/4	**1482**
RSJN-2-045	**1674**
RSJN-2-050	**1674**
RSJN-2-055	**1674**
RSJN-4-045	**1674**
RSJN-4-050	**1674**
RSJN-4-055	**1674**
RSJN-6-045	**1674**
RSJN-6-050	**1674**
RSMC16	**460**
RSMC20	**460**
RSMC25	**460**
RSO-11050-UPVC	**1101**
RSO-11063-UPVC	**1101**
RSO-11075-UPVC	**1101**
RSO-11090-UPVC	**1101**
RSO-125110-UPVC	**1101**
RSO-12590-UPVC	**1101**
RSO-140110-UPVC	**1101**
RSO-140125-UPVC	**1101**
RSO-14090-UPVC	**1101**
RSO-160110-UPVC	**1101**
RSO-160140-UPVC	**1101**
RSO-2016-UPVC	**1101**
RSO-2516-UPVC	**1101**
RSO-2520-UPVC	**1101**
RSO-3220-UPVC	**1101**
RSO-3225-UPVC	**1101**
RSO-4020-UPVC	**1101**
RSO-4025-UPVC	**1101**
RSO-4032-UPVC	**1101**
RSO-5025-UPVC	**1101**
RSO-5032-UPVC	**1101**
RSO-5040-UPVC	**1101**
RSO-6340-UPVC	**1101**
RSO-6350-UPVC	**1101**
RSO-7540-UPVC	**1101**
RSO-7550-UPVC	**1101**
RSO-7563-UPVC	**1101**
RSO-9040-UPVC	**1101**
RSO-9050-UPVC	**1101**
RSO-9063-UPVC	**1101**
RSO-9075-UPVC	**1101**
RSWV10LM	**126**
RSWV10LR	**126**
RSWV10SM	**126**
RSWV10SR	**126**
RSWV12LM	**126**
RSWV12LM18X1.5	**126**
RSWV12LR	**126**
RSWV12SM	**126**
RSWV12SR	**126**
RSWV14SM	**126**
RSWV14SR	**126**
RSWV15LM	**126**
RSWV15LR	**126**
RSWV16SM	**126**
RSWV16SR	**126**
RSWV18LM	**126**
RSWV18LR	**126**
RSWV20SM	**126**
RSWV20SR	**126**
RSWV22LM	**126**
RSWV22LR	**126**
RSWV25SM	**126**
RSWV25SR	**126**
RSWV28LM	**126**
RSWV28LR	**126**
RSWV30SM	**126**
RSWV30SR	**126**
RSWV35LM	**126**
RSWV35LR	**126**
RSWV38SM	**126**
RSWV38SR	**126**
RSWV42LM	**126**
RSWV42LR	**126**
RSWV6LM	**126**
RSWV6LR	**126**
RSWV6SM	**126**
RSWV6SR	**126**
RSWV8LM	**126**
RSWV8LR	**126**
RSWV8SM	**126**
RSWV8SR	**126**
RT/57116/M/25	**541**
RT/57116/MC/25	**541**
RT/57120/M/25	**541**
RT/57125/M/25	**541**
RT/57125/M/50	**541**
RT/57132/M/50	**541**
RT/57140/M/50	**541**
RT/57216/M/25	**541**
RT/57216/M/80	**541**
RT/57216/MF/10	**541**
RT/57220/M/10	**541**
RT/57220/M/100	**541**
RT/57220/M/25	**541**
RT/57220/MF/50	**541**
RT/57225/M/100	**541**
RT/57225/M/160	**541**
RT/57225/M/25	**541**
RT/57225/M/50	**541**
RT/57225/M/80	**541**
RT/57225/MF/25	**541**
RT/57225/MF/50	**541**
RT/57232/M/100	**541**
RT/57232/M/160	**541**
RT/57232/M/25	**541**
RT/57232/M/50	**541**
RT/57232/M/80	**541**
RT/57240/M/100	**541**
RT/57240/M/50	**541**
RT/57240/M/80	**541**
RT/57240/MF/80	**541**
RT12-14	**1208**
RT12-38	**1208**
RT14-316	**1208**
RT24BK	**1588**
RT24C	**1588**
RT38-14	**1208**
RT38-516	**1208**
RT516-14	**1208**
RTDH-1-10	**1622**
RTDH-1-12	**1622**
RTDH-1-3	**1622**
RTDH-1-4	**1622**
RTDH-1-5	**1622**
RTDH-1-6	**1622**
RTDH-1-8	**1622**
RTDH-34-3	**1622**
RTDH-34-4	**1622**
RTDH-34-5	**1622**
RTDH-34-6	**1622**
RTH-3/4-15M	**1413**
RTH-3/4-15SAFETY	**1413**
RU0404FSS	**41**
RU0606FSS	**41**
RU0808FSS	**41**
RU-1000-500	**168**
RU-1000-750	**168**
RU-10-6	**175**
RU-10-8	**175**
RU-12-10	**175**
RU-12-6	**175**
RU-12-8	**175**
RU-16-10	**175**
RU-16-12	**175**
RU1616FSS	**41**
RU-18-12	**175**
RU-187-125	**168**
RU-203010.05	**1561**
RU-203012.10	**1561**
RU-250-125	**168**
RU-250-187	**168**
RU-25-18	**175**
RU-25-20	**175**
RU-2901.5	**1561**
RU-312-125	**168**
RU-312-250	**168**
RU-375-125	**168**
RU-375-250	**168**
RU-375-312	**168**
RU-500-125	**168**
RU-500-250	**168**
RU-500-375	**168**
RU-625-375	**168**
RU-625-500	**168**
RU-6-3	**175**
RU-6-4	**175**
RU-750-250	**168**
RU-750-375	**168**
RU-750-500	**168**
RU-750-625	**168**
RU-8-6	**175**
RUB14-25	**1414**
RUB14-25ASG	**1414**
RUB14-25BG5	**1414**

Code	Page
RUB14-50	**1414**
RUB14-50ASG	**1414**
RUB38-25	**1414**
RUB38-25ASG	**1414**
RUB38-25BG5	**1414**
RUB38-25BG718	**1414**
RUB38-50	**1414**
RUB38-50BG5	**1414**
RUB38-50BG718	**1414**
RUBLS-100/120	**198**
RUBLS-125/148	**198**
RUBLS-15/24	**198**
RUBLS-20/30	**198**
RUBLS-25/38	**198**
RUBLS-32/46	**198**
RUBLS-50/64	**198**
RUBLS-65/82	**198**
RUBLS-80/94	**198**
RUBLZ-100/120	**198**
RUBLZ-125/148	**198**
RUBLZ-20/30	**198**
RUBLZ-32/46	**198**
RUBLZ-50/64	**198**
RUBLZ-65/82	**198**
RUBLZ-80/94	**198**
RUBS-100/120	**198**
RUBS-125/148	**198**
RUBS-15/24	**198**
RUBS-150/176	**198**
RUBS-20/30	**198**
RUBS-25/38	**198**
RUBS-32/46	**198**
RUBS-40/52	**198**
RUBS-50/64	**198**
RUBS-65/82	**198**
RUBS-80/94	**198**
RUBZ-100/120	**198**
RUBZ-15/24	**198**
RUBZ-150/176	**198**
RUBZ-175/202	**198**
RUBZ-20/30	**198**
RUBZ-25/38	**198**
RUBZ-250/282	**198**
RUBZ-32/46	**198**
RUBZ-40/52	**198**
RUBZ-50/64	**198**
RUBZ-65/82	**198**
RUBZ-80/94	**198**
RUE-1000-500	**170**
RUE-1000-750	**170**
RUE-187-125	**170**
RUE-250-125	**170**
RUE-312-125	**170**
RUE-312-250	**170**
RUE-375-125	**170**
RUE-375-250	**170**
RUE-375-312	**170**
RUE-500-250	**170**
RUE-500-312	**170**
RUE-500-375	**170**
RUE-625-375	**170**
RUE-625-500	**170**
RUE-750-250	**170**
RUE-750-375	**170**
RUE-750-500	**170**
RUE-875-250	**170**
RUS-1017.1	**1563**
RUS-1085.1	**1563**
RUS-1611	**1568**
RUS-1612	**1568**
RUS-1613	**1568**
RUS-1615	**1568**
RUS-1617	**1568**
RUS-2111	**1564**
RUS-2114	**1565**
RUS-2115	**1564**
RUS-2116	**1564**
RUS-2117	**1563**
RUS-2120	**1563**
RUS-2123	**1565**
RUS-2124	**1565**
RUS-2125	**1565**
RUS-2126	**1565**
RUS-2127	**1565**
RUS-2128	**1565**
RUS-2133	**1565**
RUS-2134	**1565**
RUS-2135	**1565**
RUS-2136	**1565**
RUS-2137	**1565**
RUS-2138	**1565**
RUS-2141	**1565**
RUS-2142	**1565**
RUS-2143	**1565**
RUS-2144	**1565**
RUS-2145	**1565**
RUS-2146	**1565**
RUS-2147	**1565**
RUS-2148	**1565**
RUS-2149	**1565**
RUS-2151	**1565**
RUS-2152	**1565**
RUS-2154	**1565**
RUS-2163	**1565**
RUS-2165	**1565**
RUS-2166	**1565**
RUS-2169	**1563**
RUS-2174	**1565**
RUS-2176	**1565**
RUS-2178	**1565**
RUS-2179	**1565**
RUS-2180	**1563**
RUS-2181	**1565**
RUS-2182	**1563**
RUS-2184	**1565**
RUS-2185	**1563**
RUS-2186	**1565**
RUS-2187	**1565**
RUS-2189	**1565**
RUS-2190	**1565**
RUS-2192	**1565**
RUS-2193	**1565**
RUS-2194	**1565**
RUS-2222	**1564**
RUS-2242	**1564**
RUS-2255	**1564**
RUS-2264	**1564**
RUS-2358	**1564**
RUS-2391	**1564**
RUS-2410	**1564**
RUS-2444	**1564**
RUS-2479	**1564**
RUS-2500	**1565**
RUS-3369	**1567**
RUS-3369-2.5L	**1567**
RUS-3380	**1567**
RUS-3380-2.5L	**1567**
RUS-3410	**1564**
RUS-3478	**1564**
RUS-3490	**1564**
RUS-5150.1	**1561**
RUS-5150.2	**1561**
RUS-5180.2.5	**1561**
RUS-5180.5.0	**1561**
RUS-5410.25	**1561**
RUS-6136.5	**1562**
RUS-6143.5	**1562**
RUS-6168.5	**1562**
RUS-6181.5	**1562**
RUS-6183.5	**1562**
RUS-6192.5	**1562**
RUS-7110NS	**1562**
RUS-7124	**1562**
RUS-7137	**1562**
RUS-7144	**1562**
RUS-7144NS	**1562**
RUS-7168	**1562**
RUS-7179	**1562**
RUS-7179NS	**1562**
RUS-7181	**1562**
RUS-7181NS	**1562**
RUS-7182NS	**1562**
RUS-7192	**1562**
RUS-7301.1	**1567**
RUS-7314	**1566**
RUS-7315	**1566**
RUS-7315-2.5L	**1566**
RUS-7321-2.5L	**1567**
RUS-7322-2.5L	**1566**
RUS-7323	**1566**
RUS-7326	**1566**
RUS-7326-2.5L	**1566**
RUS-7328	**1566**
RUS-7328-2.5L	**1566**
RUS-7329	**1566**
RUS-7332-2.5L	**1567**
RUS-7335-2.5L	**1566**
RUS-7336-2.5L	**1566**
RUS-7337-2.5L	**1566**
RUS-7338	**1567**
RUS-7339	**1566**
RUS-7342	**1566**
RUS-7342-2.5L	**1566**
RUS-7343	**1566**
RUS-7345	**1567**
RUS-7346-2.5L	**1566**
RUS-7348	**1566**
RUS-7348-2.5L	**1566**
RUS-7349	**1566**
RUS-7349-2.5L	**1566**
RUS-7354-2.5L	**1566**
RUS-7362	**1567**
RUS-7365	**1566**
RUS-7365-2.5L	**1566**
RUS-7366	**1566**
RUS-7366-2.5L	**1566**
RUS-7374	**1567**
RUS-7375	**1567**
RUS-7375-2.5L	**1567**
RUS-7376-2.5L	**1567**
RUS-7377	**1566**
RUS-7377-2.5L	**1566**
RUS-7378	**1567**
RUS-7378-2.5L	**1567**
RUS-7379	**1566**
RUS-7379-2.5L	**1566**
RUS-7381	**1566**
RUS-7381-2.5L	**1566**
RUS-7382	**1566**
RUS-7382-2.5L	**1566**
RUS-7384-2.5L	**1567**
RUS-7386	**1566**
RUS-7386-2.5L	**1566**
RUS-7388	**1567**
RUS-7388-2.5L	**1567**
RUS-7390-2.5L	**1567**
RUS-7392	**1566**
RUS-7392-2.5L	**1566**
RUS-7394-2.5L	**1567**
RUS-7715	**1564**
RUS-7778	**1564**
RUS-AAR5	**1562**
RUS-AFP5BLU	**1562**
RUS-AFP5BUF	**1562**
RUS-AFP5DGY	**1562**
RUS-AFP5GRN	**1562**
RUS-AFP5LGY	**1562**
RUS-AFP5MGY	**1562**
RUS-AFP5WHI	**1562**
RUS-AXPSP25	**1561**
RUS-AXSS25	**1561**
RUT-1000-375	**170**
RUT-1000-500	**170**
RUT-1000-750	**170**
RUT-375-250	**170**
RUT-500-250	**170**
RUT-500-375	**170**
RUT-625-375	**170**
RUT-750-375	**170**
RUT-750-500	**170**
RV06/180	**244**
RV08/180	**244**
RV10L	**136**
RV-10L-4RG	**158**
RV10S	**136**
RV-10S-4RG	**158**
RV12/180	**244**
RV12L	**136**
RV-12L-6RG	**158**
RV12S	**136**
RV-12S-6RG	**158**
RV14S	**136**
RV-14S-8RG	**158**
RV15L	**136**
RV-15L-8RG	**158**
RV16S	**136**
RV-16S-8RG	**158**
RV18L	**136**
RV-18L-8RG	**158**
RV20S	**136**
RV-20S-12RG	**158**
RV22L	**136**
RV-22L-12RG	**158**
RV25S	**136**
RV-25S-16RG	**158**
RV28L	**136**
RV-28L-16RG	**158**
RV30S	**136**
RV-30S-20RG	**158**
RV35L	**136**
RV-35L-20RG	**158**
RV38S	**136**
RV-38S-24RG	**158**
RV42L	**136**
RV-42L-24RG	**158**
RV6L	**136**
RV-6L-2RG	**158**
RV6S	**136**
RV-6S-2RG	**158**
RV8L	**136**
RV-8L-4RG	**158**
RV8S	**136**
RV-8S-4RG	**158**
RVV10LRWD	**136**
RVV10SRWD	**136**
RVV12LRWD	**136**
RVV12SRWD	**136**
RVV14SRWD	**136**
RVV15LRWD	**136**
RVV16SRWD	**136**
RVV18LRWD	**136**
RVV20SRWD	**136**
RVV22LRWD	**136**
RVV25SRWD	**136**
RVV28LRWD	**136**
RVV30SRWD	**136**
RVV35LRWD	**136**
RVV38SRWD	**136**
RVV42LRWD	**136**
RVV6LRWD	**136**
RVV6SRWD	**136**
RVV8LRWD	**136**
RVV8SRWD	**136**
RVZ10LMWD	**136**
RVZ10LRWD	**136**
RVZ10SMWD	**136**
RVZ10SRWD	**136**
RVZ12LMWD	**136**
RVZ12LRWD	**136**
RVZ12SMWD	**136**
RVZ12SRWD	**136**
RVZ14SMWD	**136**
RVZ14SRWD	**136**
RVZ15LMWD	**136**
RVZ15LRWD	**136**
RVZ16SMWD	**136**
RVZ16SRWD	**136**
RVZ18LMWD	**136**
RVZ18LRWD	**136**
RVZ20SMWD	**136**
RVZ20SRWD	**136**
RVZ22LMWD	**136**
RVZ22LRWD	**136**
RVZ25SMWD	**136**
RVZ25SRWD	**136**
RVZ28LMWD	**136**
RVZ28LRWD	**136**
RVZ30SMWD	**136**
RVZ30SRWD	**136**
RVZ35LMWD	**136**
RVZ35LRWD	**136**
RVZ38SMWD	**136**
RVZ38SRWD	**136**
RVZ42LMWD	**136**
RVZ42LRWD	**136**
RVZ6LMWD	**136**
RVZ6LRWD	**136**
RVZ6SRWD	**136**
RVZ8LMWD	**136**
RVZ8LRWD	**136**

Code	Page
RVZ8SMWD	**136**
RVZ8SRWD	**136**
RZ-10L-4RG	**158**
RZ-10S-4RG	**158**
RZ-12L-6RG	**158**
RZ-12S-6RG	**158**
RZ-14S-8RG	**158**
RZ-15L-8RG	**158**
RZ-16S-8RG	**158**
RZ-18L-8RG	**158**
RZ-20S-12RG	**158**
RZ-22L-12RG	**158**
RZ-25S-16RG	**158**
RZ-28L-16RG	**158**
RZ-30S-20RG	**158**
RZ-35L-20RG	**158**
RZ-38S-24RG	**158**
RZ-42L-24RG	**158**
RZ-6L-2RG	**158**
RZ-6S-2RG	**158**
RZ-8L-4RG	**158**
RZ-8S-4RG	**158**
RZMB0402BS	**67**
RZMB0604BS	**67**
RZMB0804BS	**67**
RZMB1008BS	**67**
RZMB1204BS	**67**
RZMB1208BS	**67**
RZMB1612BS	**67**
RZMB2012BS	**67**
RZMB2016BS	**67**
S	
S 100	**511**
S 125	**511**
S 160 200	**511**
S 22	**1476**
S 32	**511**
S 40	**511**
S 50	**511**
S 63	**511**
S 80	**511**
S/666/1	**557**
S/666/108	**557**
S/666/117	**557**
S/666/14	**557**
S/666/6	**557**
S/666/7	**557**
S/666/8	**557**
S/667/14	**557**
S/667/8	**557**
S/S6	**635**
S03STPI-6	**630**
S03WBPI-8	**630**
S04STPI-10	**630**
S05STPI-12	**630**
S128050MBU	**904**
S128050MGY	**904**
S128050MY	**904**
S140 150HIT 12	**1012**
S140 2011ND-4	**1008**
S140 2012ND-4	**1008**
S140 2013KMD-3	**1009**
S140 2013KMD-3C	**1009**
S140 2013ND-4	**1008**
S140 2014LA 14	**1014**
S140 2014LB 14	**1014**
S140 2014WA 14	**1013**
S140 2014WB 14	**1013**
S140 2014WC 14	**1013**
S140 2014WP 13	**1013**
S140 2014WP 14	**1013**
S140 2019D4 12	**1011**
S140 2057CBL-3	**1010**
S140 2057CBL-4	**1010**
S140 2057CBT-3	**1010**
S140 2057CBT-4	**1010**
S140 2059DL16 10	**1012**
S140 2059DT16 10	**1012**
S20 1070-1	**1007**
S20 1070-114	**1007**
S20 1070-12	**1007**
S20 1070-14	**1007**
S20 1070-34	**1007**
S20 1070-38	**1007**
S20 1071-1	**1007**
S20 1071-114	**1007**
S20 1071-12	**1007**
S20 1071-14	**1007**
S20 1071-34	**1007**
S20 1071-38	**1007**
S20 150HIT 04	**1012**
S20 150HIT 05	**1012**
S20 150HIT 06	**1012**
S20 150HIT 07	**1012**
S20 2006SD-1	**1008**
S20 2006SD-112	**1008**
S20 2006SD-114	**1008**
S20 2006SD-12	**1008**
S20 2006SD-14	**1008**
S20 2006SD-34	**1008**
S20 2006SD-38	**1008**
S20 2011KMD-1	**1009**
S20 2011KMD-114	**1009**
S20 2011KMD-12	**1009**
S20 2011KMD-34	**1009**
S20 2011ND-1	**1008**
S20 2011ND-114	**1008**
S20 2011ND-12	**1008**
S20 2011ND-34	**1008**
S20 2012CD-1	**1010**
S20 2012CD-112	**1010**
S20 2012CD-12	**1010**
S20 2012CD-34	**1010**
S20 2012KMD-1	**1009**
S20 2012KMD-12	**1009**
S20 2012KMD-34	**1009**
S20 2012ND-1	**1008**
S20 2012ND-114	**1008**
S20 2012ND-12	**1008**
S20 2012ND-34	**1008**
S20 2013CD-1	**1010**
S20 2013CD-112	**1010**
S20 2013CD-12	**1010**
S20 2013CD-34	**1010**
S20 2013KMD-1	**1009**
S20 2013KMD-114	**1009**
S20 2013KMD-114C	**1009**
S20 2013KMD-12	**1009**
S20 2013KMD-12C	**1009**
S20 2013KMD-1C	**1009**
S20 2013KMD-34	**1009**
S20 2013KMD-34C	**1009**
S20 2013ND-1	**1008**
S20 2013ND-114	**1008**
S20 2013ND-12	**1008**
S20 2013ND-14	**1008**
S20 2013ND-34	**1008**
S20 2013ND-38	**1008**
S20 2014LA 08	**1014**
S20 2014LA 09	**1014**
S20 2014LA 10	**1014**
S20 2014LB 08	**1014**
S20 2014LB 09	**1014**
S20 2014LB 10	**1014**
S20 2014WA 08	**1013**
S20 2014WA 09	**1013**
S20 2014WA 10	**1013**
S20 2014WB 08	**1013**
S20 2014WB 09	**1013**
S20 2014WB 10	**1013**
S20 2014WC 09	**1013**
S20 2014WC 10	**1013**
S20 2014WP 09	**1013**
S20 2019D 04	**1011**
S20 2019D 04C	**1011**
S20 2019D 05	**1011**
S20 2019D 05C	**1011**
S20 2019D 06	**1011**
S20 2019D 06C	**1011**
S20 2019D 07	**1011**
S20 2019D 07C	**1011**
S20 2020D 04	**1011**
S20 2020D 04C	**1011**
S20 2020D 05	**1011**
S20 2020D 05C	**1011**
S20 2020D 06	**1011**
S20 2020D 06C	**1011**
S20 2020D 07	**1011**
S20 2020D 07C	**1011**
S20 2040-1	**1009**
S20 2040-12	**1009**
S20 2040-14	**1009**
S20 2040-34	**1009**
S20 2040-38	**1009**
S20 2041-1	**1009**
S20 2041-12	**1009**
S20 2041-14	**1009**
S20 2041-34	**1009**
S20 2041-38	**1009**
S20 2057CBL-1	**1010**
S20 2057CBL-112	**1010**
S20 2057CBL-12	**1010**
S20 2057CBT-1	**1010**
S20 2057CBT-112	**1010**
S20 2057CBT-12	**1010**
S20 2059DL150 04	**1012**
S20 2059DL16 04	**1012**
S20 2059DT150 04	**1012**
S20 2059DT16 04	**1012**
S20 6400-1	**1007**
S20 6400-112	**1007**
S20 6400-114	**1007**
S20 6400-12	**1007**
S20 6400-2	**1007**
S20 6400-34	**1007**
S-28DA404FPS008	**1699**
S-28DA4C4FPS060	**1699**
S-28DA504FPS032	**1700**
S-28DC404FPS039	**1700**
S-28FA504FPS009	**1700**
S-28FN504FPS040	**1700**
S-28FR404FPS078	**1701**
S-28FR504FPS079	**1701**
S-28FR541FPS080	**1701**
S-28HA504FPS051	**1700**
S300 150HIT 13	**1012**
S300 150HIT 14	**1012**
S300 2014LA 16	**1014**
S300 2014LB 16	**1014**
S300 2014WA 16	**1013**
S300 2014WB 16	**1013**
S300 2014WC 16	**1013**
S300 2019D 13	**1011**
S300 2059DL16 11	**1012**
S300 2059DL16 12	**1012**
S300 2059DT16 11	**1012**
S300 2059DT16 12	**1012**
S35 1070-112	**1007**
S35 1071-112	**1007**
S35 150HIT 08	**1012**
S35 2011KMD-112	**1009**
S35 2011ND-112	**1008**
S35 2012CD-2	**1010**
S35 2012KMD-112	**1009**
S35 2012ND-112	**1008**
S35 2013CD-2	**1010**
S35 2013KMD-112	**1009**
S35 2013KMD-112C	**1009**
S35 2013ND-112	**1008**
S35 2014LA 11	**1014**
S35 2014LB 11	**1014**
S35 2014WA 11	**1013**
S35 2014WB 11	**1013**
S35 2014WC 11	**1013**
S35 2014WP 10	**1013**
S35 2019D 08	**1011**
S35 2019D 08C	**1011**
S35 2019D 09	**1011**
S35 2019D 09C	**1011**
S35 2020D 08	**1011**
S35 2020D 08C	**1011**
S35 2020D 09	**1011**
S35 2020D 09C	**1011**
S35 2040-114	**1009**
S35 2041-114	**1009**
S35 2057CBL-2	**1010**
S35 2057CBT-2	**1010**
S35 2059DL150 06	**1012**
S35 2059DL16 06	**1012**
S35 2059DT150 06	**1012**
S35 2059DT16 06	**1012**
S-36FR504FPS076	**1701**
S-36FR541FPS077	**1701**
S-36HN504FPS012	**1700**
S-36HN541FPS013	**1700**
S-36HY504FPS068	**1701**
S-36HY541FPS069	**1701**
S-36HY684FPS074	**1701**
S-36LN504FPS014	**1700**
S-36LN541FPS015	**1700**
S-36LN684FPS075	**1700**
S-36NW505FPS038	**1700**
S-36NW541FPS037	**1700**
S55 1070-2	**1007**
S55 1071-2	**1007**
S55 150HIT 09	**1012**
S55 150HIT 10	**1012**
S55 2006SD-2	**1008**
S55 2011KMD-2	**1009**
S55 2011ND-2	**1008**
S55 2011ND-212	**1008**
S55 2012CD-212	**1010**
S55 2012CD-3	**1010**
S55 2012KMD-2	**1009**
S55 2012ND-2	**1008**
S55 2012ND-212	**1008**
S55 2013CD-212	**1010**
S55 2013CD-3	**1010**
S55 2013KMD-2	**1009**
S55 2013KMD-2C	**1009**
S55 2013ND-2	**1008**
S55 2013ND-212	**1008**
S55 2014LA 12	**1014**
S55 2014LB 12	**1014**
S55 2014WA 12	**1013**
S55 2014WB 12	**1013**
S55 2014WC 12	**1013**
S55 2014WP 11	**1013**
S55 2019D 10	**1011**
S55 2019D 10C	**1011**
S55 2019D 11	**1011**
S55 2019D 11C	**1011**
S55 2019D4 10	**1011**
S55 2019D4 11	**1011**
S55 2020D 10	**1011**
S55 2020D 10C	**1011**
S55 2020D 11	**1011**
S55 2020D 11C	**1011**
S55 2040-112	**1009**
S55 2041-112	**1009**
S55 2059DL150 08	**1012**
S55 2059DL16 08	**1012**
S55 2059DT150 08	**1012**
S55 2059DT16 08	**1012**
S604050MBU	**904**
S604050MGY	**904**
S604050MY	**904**
S6430 10 1/4	**871**
S6430 10 3/8	**871**
S6430 12 1/2	**871**
S6430 12 1/4	**871**
S6430 12 3/8	**871**
S6430 14 1/2	**871**
S6430 4 1/8	**871**
S6430 5 1/4	**871**
S6430 5 1/8	**871**
S6430 6 1/4	**871**
S6430 6 1/8	**871**
S6430 8 1/4	**871**
S6430 8 1/8	**871**
S6430 8 3/8	**871**
S6440 10 1/4	**871**
S6440 10 3/8	**871**
S6440 12 3/8	**871**
S6440 14 1/2	**871**
S6440 4 1/8	**871**
S6440 5 1/8	**871**
S6440 6 1/4	**871**
S6440 6 1/8	**871**
S6440 8 1/4	**871**
S6440 8 1/8	**871**
S6440 8 3/8	**871**
S6450 4 1/8	**872**
S6450 6 1/8	**872**
S6450 8 1/4	**872**
S6450 8 1/8	**872**
S6500 10 1/4	**870**
S6500 10 3/8	**870**
S6500 12 1/4	**870**
S6500 12 3/8	**870**

Code	Page
S6500 4 1/4	**870**
S6500 4 1/8	**870**
S6500 5 1/4	**870**
S6500 5 1/8	**870**
S6500 6 1/4	**870**
S6500 6 1/8	**870**
S6500 8 1/4	**870**
S6500 8 1/8	**870**
S6500 8 3/8	**870**
S6510 10 1/2	**870**
S6510 10 1/4	**870**
S6510 10 3/8	**870**
S6510 12 1/2	**870**
S6510 12 1/4	**870**
S6510 12 3/8	**870**
S6510 14 1/2	**870**
S6510 14 3/8	**870**
S6510 4 1/4	**870**
S6510 4 1/8	**870**
S6510 5 1/4	**870**
S6510 5 1/8	**870**
S6510 6 1/4	**870**
S6510 6 1/8	**870**
S6510 8 1/4	**870**
S6510 8 1/8	**870**
S6510 8 3/8	**870**
S6520 10 1/2	**870**
S6520 10 1/4	**870**
S6520 10 3/8	**870**
S6520 12 1/2	**870**
S6520 12 1/4	**870**
S6520 12 3/8	**870**
S6520 14 1/2	**870**
S6520 14 3/8	**870**
S6520 4 1/4	**870**
S6520 4 1/8	**870**
S6520 5 1/4	**870**
S6520 5 1/8	**870**
S6520 6 1/4	**870**
S6520 6 1/8	**870**
S6520 8 1/4	**870**
S6520 8 1/8	**870**
S6520 8 3/8	**870**
S-6SCA404FPS506	**1699**
S70-1	**630**
S70-12	**630**
S70-14	**630**
S70-18	**630**
S70-34	**630**
S70-38	**630**
S71-3C12-12RP	**320**
S71-3C16-16RP	**320**
S71-3C4-4RP	**320**
S71-3C6-6RP	**320**
S71-3C8-8RP	**320**
S71-3N12-12RP	**320**
S71-3N16-16RP	**320**
S71-3N4-4RP	**320**
S71-3N6-6RP	**320**
S71-3N8-8RP	**320**
S-75DA4G4FPS507	**1699**
S805050MBU	**904**
S805050MGY	**904**
S805050MY	**904**
S-8213885FPS505	**1699**
S-8213885FPS566	**1699**
S85 150HIT 11	**1012**
S85 2011ND-3	**1008**
S85 2012CD-4	**1010**
S85 2012ND-3	**1008**
S85 2013CD-4	**1010**
S85 2013KMD-212	**1009**
S85 2013KMD-212C	**1009**
S85 2013ND-3	**1008**
S85 2014LA 13	**1014**
S85 2014LB 13	**1014**
S85 2014WA 13	**1013**
S85 2014WB 13	**1013**
S85 2014WC 13	**1013**
S85 2014WP 12	**1013**
S85 2019D 12	**1011**
S85 2019D 12C	**1011**
S85 2020D 12	**1011**
S85 2020D 12C	**1011**
S85 2040-2	**1009**
S85 2040-212	**1009**
S85 2041-2	**1009**
S85 2041-212	**1009**
S85 2057CBL-212	**1010**
S85 2057CBT-212	**1010**
S85 2059DL150 09	**1012**
S85 2059DL16 09	**1012**
S85 2059DT150 09	**1012**
S85 2059DT16 09	**1012**
SA1	**1480**
SA10	**1480**
SA12-12	**143**
SA12-16	**143**
SA14	**1480**
SA15	**1480**
SA16-16	**143**
SA18	**1480**
SA19	**1480**
SA2	**1480**
SA20	**1480**
SA20-20	**143**
S-A2BB104NUA	**1699**
S-A3CC404FPS501	**1699**
S-A3DV404FPS536	**1699**
SA4	**1480**
SA4-4	**143**
SA4-6	**143**
SA5	**1480**
SA6	**1480**
SA6005	**762**
SA6025	**762**
SA6058	**762**
SA6059	**762**
SA6060	**762**
SA6061	**762**
SA6091	**762**
SA6095	**762**
SA6096	**762**
SA6120	**762**
SA6122	**762**
SA6-6	**143**
SA6647	**762**
SA6648	**762**
SA6649	**762**
SA6650	**762**
SA6651	**762**
SA6652	**762**
SA6654	**762**
SA6715	**762**
SA6749	**762**
SA6750	**762**
SA6-8	**143**
SA6952	**762**
S-A6BB304FPS534	**1699**
SA7	**1480**
SA8	**1480**
SA8-12	**143**
SA8-8	**143**
S-A8CA3C4FPS567	**1699**
SA9	**1480**
SAB6101	**249**
SAB7101	**249**
SAE-KIT01	**112**
SAHR-15-12	**1451**
SAHR-15-12-SB	**1450**
SAHR-15-12SR608F	**1451**
SAHR-15-38	**1450**
SAHR-15-38SHV06T	**1450**
SAHR-15-38SRT06F	**1450**
SAHR-15N-12	**1451**
SAHR-15N-38	**1450**
SAHR-20-12SHV06T	**1451**
SAHR-40N-34	**1451**
SAJ2006R1/032X10	**1434**
SAJ2006R1/038X10	**1434**
SAJ2006R1/045X10	**1434**
SAJ2006R1/051X40	**1434**
SAK02	**1176**
SAK04	**1176**
SAK06	**1176**
SAK08	**1176**
SAT13	**1593**
SB/LP1	**1749**
SB/LP2	**1749**
SB/LP3	**1749**
SB/LP6	**1749**
SB-04B	**261**
SB-08B	**261**
SB-12B	**261**
SB-1-BLUE-P60	**1748**
SB-1-RED-P60	**1748**
SB201-1	**1025**
SB256-0543AC110	**1025**
SB256-0543AC220	**1025**
SB256-0543AC24	**1025**
SB257-0545DC24	**1025**
SB-2-BLUE-P60	**1748**
SB-2-RED-P60	**1748**
SB-2-YELLOW-P60	**1748**
SB-3-BLUE-P50	**1748**
SB-3-RED-P50	**1748**
SB-3-YELLOW-P50	**1748**
S-B4BA304FPS571	**1701**
SB-4-BLUE-P10	**1748**
S-B4CA304FPS572	**1701**
S-B4PP304FPS573	**1701**
SB-4-RED-P10	**1748**
SB-5-BLUE-P5	**1748**
SB-6-BLUE-P10	**1748**
SB-7-BLUE-P6	**1748**
SB-8-BLUE-P6	**1748**
SB-B1	**194**
SB-B2	**194**
SB-BD01-BL	**1764**
SB-BD01-GR	**1764**
SB-BD01-RD	**1764**
SB-BD01-YL	**1764**
SB-BD02-BL	**1764**
SB-BD02-GR	**1764**
SB-BD02-RD	**1764**
SB-BD02-YL	**1764**
SB-BD03-BL	**1764**
SB-BD03-GR	**1764**
SB-BD03-RD	**1764**
SB-BD03-YL	**1764**
SB-BD04-BL	**1764**
SB-BD04-GR	**1764**
SB-BD04-RD	**1764**
SB-BD04-YL	**1764**
SBC-1	**1481**
SBC104112	**1523**
SBC113121	**1523**
SBC-12	**1481**
SBC122130	**1523**
SBC131139	**1523**
SBC140148	**1523**
SBC149161	**1523**
SBC162174	**1523**
SBC1719	**1523**
SBC175187	**1523**
SBC188200	**1523**
SBC-2	**1481**
SBC201213	**1523**
SBC2022	**1523**
SBC214226	**1523**
SBC227239	**1523**
SBC2325	**1523**
SBC240252	**1523**
SBC2628	**1523**
SBC2931	**1523**
SBC3235	**1523**
SBC-34	**1481**
SBC3639	**1523**
SBC4043	**1523**
SBC4447	**1523**
SBC4851	**1523**
SBC5255	**1523**
SBC5659	**1523**
SBC6063	**1523**
SBC6467	**1523**
SBC6873	**1523**
SBC7479	**1523**
SBC8085	**1523**
SBC8691	**1523**
SBC9297	**1523**
SBC98103	**1523**
SBH12-39	**1484**
SBH12-48	**1484**
SBH-H	**1553**
SBH-L	**1553**
SBQ-34	**1483**
SBR-A	**191**
SBR-A-SS	**191**
SBS-76H	**1553**
SBS-76L	**1553**
SBVO-612	**182**
SBVO-618	**182**
SC/LV/G1003-1	**975**
SC/LV/G1003-12	**975**
SC/LV/G1003-34	**975**
SC10	**141**
SC10654MBU	**904**
SC12	**141**
SC14	**141**
SC16	**141**
SC20	**141**
SC21CF	**394**
SC21CM	**394**
SC21EF	**394**
SC21EM	**394**
SC21JF	**394**
SC21JM	**394**
SC4	**141**
SC5	**141**
SC6	**141**
SC60404MBU	**904**
SC8	**141**
SC80504MBU	**904**
SCFPTFE-06	**29**
SCFPTFE-08	**29**
SCFPTFE-10	**29**
SCFPTFE-12	**29**
SCFPTFE-16	**29**
SCFPTFE-20	**29**
SCFPTFE-25	**29**
SCL-212	**1514**
SCL-3	**1514**
SCL-5	**1514**
SCL-8	**1514**
SCN-1	**1497**
SCN-112	**1497**
SCN-114	**1497**
SCN-12	**1497**
SCN-2	**1497**
SCN-3	**1497**
SCN-34	**1497**
SCR-112	**1514**
SCR-12	**1514**
SCR-2	**1514**
SCR-212	**1514**
SCR-3	**1514**
SCR-4	**1514**
SCR-5	**1514**
SCR-6	**1514**
SCS 668	**636**
S-CST 02	**475**
S-CST 03	**475**
S-CST 04	**475**
S-CST 25	**475**
S-CST 26	**475**
SD-12	**1596**
SD32-32A	**1483**
SD50-32A	**1483**
SE-035-10-12	**256**
SE-035-10A-12	**256**
SE-035-25-12	**256**
SE-070-10-12	**256**
SE-070-10A-12	**256**
SE-070-25-12	**256**
SE-1	**1183**
SE-100-10-12	**256**
SE-100-10A-12	**256**
SE-100-25-12	**256**
SE-112	**1183**
SE-114	**1183**
SE-12	**1183**
SE1219	**249**
SE1221	**249**
SE1319	**249**
SE1320	**249**
SE1323	**249**
SE1324	**249**
SE1326	**249**
SE-14	**1183**
SE1457	**249**

Code	Page
SE-150-10-20	**256**
SE-150-25-20	**256**
SE-18	**1183**
SE-2	**1183**
SE-200-10-20	**256**
SE-200-25-20	**256**
SE-212	**1183**
SE-3	**1183**
SE-34	**1183**
SE-38	**1183**
SE-4	**1183**
SE5100	**249**
SE5101	**249**
SE5102	**249**
SE5103	**249**
SE5104	**249**
SE5105	**249**
SE5106	**249**
SE5107	**249**
SE5108	**249**
SEBF04	**65**
SEBF06	**65**
SEBF08	**65**
SEBF10	**65**
SEBF12	**65**
SEBF16	**65**
SEBF20	**65**
SEBF24	**65**
SEBF32	**65**
SEBM04	**65**
SEBM06	**65**
SEBM08	**65**
SEBM10	**65**
SEBM24	**65**
SEBMF04	**65**
SEBMF06	**65**
SEBMF08	**65**
SEBMF10	**65**
SEBMF12	**65**
SEBMF16	**65**
SEBMF20	**65**
SEBMF24	**65**
SEBMF32	**65**
SEE0106A1B	**987**
SEE0107A1B	**987**
SEE010EA1B	**987**
SEE0116A1B	**987**
SEE0117A1B	**987**
SEE011EA1B	**987**
SEE0216A1B	**987**
SEE021DA1B	**987**
SEE021PA1B	**987**
SEE0326A1B	**987**
SEE0327A1B	**987**
SEE032EA1B	**987**
SEE0436A1B	**987**
SEE0447A1B	**987**
SEE0546A1B	**987**
SEE221000P	**444**
SEE221000P12	**444**
SEE221125P12	**444**
SEE221250P12	**444**
SEE221300P	**444**
SEE221400P	**444**
SEE221500P12	**444**
SEE221600P12	**444**
SEE221700P12	**444**
SEE22280P	**444**
SEE22400P	**444**
SEE22500P	**444**
SEE22500P12	**444**
SEE22550P12	**444**
SEE22600P	**444**
SEE22600P12	**444**
SEE22610P	**444**
SEE22650P12	**444**
SEE22700P12	**444**
SEE22710P	**444**
SEE22750P	**444**
SEE22750P12	**444**
SEE22770P	**444**
SEE22800P	**444**
SEE22800P12	**444**
SEE22825P	**444**
SEE22850P	**444**
SEE22850P12	**444**
SEE22880P	**444**
SEE22900P	**444**
SEE22900P12	**444**
SEE22950P	**444**
SEE22950P12	**444**
SEE22S1000B	**444**
SEE22S1000P	**444**
SEE22S2800B	**444**
SEE22S2800P	**444**
SEE22S4200P	**444**
SEE22S500B	**444**
SEE22S500P	**444**
SEE22S550B	**444**
SEE22S550P	**444**
SEE22S600B	**444**
SEE22S600P	**444**
SEE22S650B	**444**
SEE22S700B	**444**
SEE22S750B	**444**
SEE22S800B	**444**
SEE22S850B	**444**
SEE22S900B	**444**
SEE27100	**443**
SEE271000	**443**
SEE27150	**443**
SEE27200	**443**
SEE27250	**443**
SEE27300	**443**
SEE27350	**443**
SEE27400	**443**
SEE27450	**443**
SEE27500	**443**
SEE27600	**443**
SEE27650	**443**
SEE27700	**443**
SEE27800	**443**
SEE27850	**443**
SEE27900	**443**
SEE27950	**443**
SEE29100	**443**
SEE291000	**443**
SEE29150	**443**
SEE29200	**443**
SEE29250	**443**
SEE29300	**443**
SEE29350	**443**
SEE29400	**443**
SEE29450	**443**
SEE29500	**443**
SEE29600	**443**
SEE29650	**443**
SEE29700	**443**
SEE29800	**443**
SEE29850	**443**
SEE29900	**443**
SEE29950	**443**
SEE31100	**443**
SEE311000	**443**
SEE31150	**443**
SEE31200	**443**
SEE31250	**443**
SEE31300	**443**
SEE31350	**443**
SEE31400	**443**
SEE31450	**443**
SEE31500	**443**
SEE31600	**443**
SEE31650	**443**
SEE31700	**443**
SEE31800	**443**
SEE31850	**443**
SEE31900	**443**
SEE31950	**443**
SEE80100	**443**
SEE801000	**443**
SEE80125	**443**
SEE80150	**443**
SEE80200	**443**
SEE80250	**443**
SEE80300	**443**
SEE80350	**443**
SEE80400	**443**
SEE80450	**443**
SEE80500	**443**
SEE80600	**443**
SEE80650	**443**
SEE80700	**443**
SEE80750	**443**
SEE80800	**443**
SEE80850	**443**
SEE80900	**443**
SEE80950	**443**
SEE82100	**443**
SEE821000	**443**
SEE82125	**443**
SEE82150	**443**
SEE82200	**443**
SEE82250	**443**
SEE82300	**443**
SEE82350	**443**
SEE82400	**443**
SEE82450	**443**
SEE82500	**443**
SEE82600	**443**
SEE82650	**443**
SEE82700	**443**
SEE82750	**443**
SEE82800	**443**
SEE82900	**443**
SEE84100	**443**
SEE841000	**443**
SEE84125	**443**
SEE84150	**443**
SEE84200	**443**
SEE84250	**443**
SEE84300	**443**
SEE84350	**443**
SEE84400	**443**
SEE84450	**443**
SEE84500	**443**
SEE84600	**443**
SEE84650	**443**
SEE84700	**443**
SEE84750	**443**
SEE84800	**443**
SEE84900	**443**
SEE9111A1B	**987**
SEE9112A1B	**987**
SEE9113A1B	**987**
SEE9114A1B	**987**
SEE9115A1B	**987**
SEE9116A1B	**987**
SEE9117A1B	**987**
SEE9118A1B	**987**
SEE9119A1B	**987**
SEE911AA1B	**987**
SEE911BA1B	**987**
SEE911CA1B	**987**
SEE911EA1B	**987**
SEE911FA1B	**987**
SEE911GA1B	**987**
SEE911HA1B	**987**
SEE911JA1B	**987**
SEE911LA1B	**987**
SEE911MA1B	**987**
SEE911NA1B	**987**
SEE911PA1B	**987**
SEE911XA1B	**987**
SEE9216A1B	**987**
SEE9218A1B	**987**
SEE921FA1B	**987**
SEE921HA1B	**987**
SEE921LA1B	**987**
SEE921PA1B	**987**
SEE921XA1B	**987**
SEE9320A1B	**987**
SEE9322A1B	**987**
SEE9324A1B	**987**
SEE9326A1B	**987**
SEE9327A1B	**987**
SEE9328A1B	**987**
SEE9329A1B	**987**
SEE932AA1B	**987**
SEE932BA1B	**987**
SEE932DA1B	**987**
SEE932EA1B	**987**
SEE932FA1B	**987**
SEE932GA1B	**987**
SEE932HA1B	**987**
SEE932JA1B	**987**
SEE932LA1B	**987**
SEE932MA1B	**987**
SEE932NA1B	**987**
SEE932PA1B	**987**
SEE932RA1B	**987**
SEE932XA1B	**987**
SEE932YA1B	**987**
SEE9426A1B	**987**
SEE9427A1B	**987**
SEE9428A1B	**987**
SEE942FA1B	**987**
SEE942HA1B	**987**
SEE95100	**444**
SEE951000	**444**
SEE95150	**444**
SEE95200	**444**
SEE95250	**444**
SEE95300	**444**
SEE95350	**444**
SEE95400	**444**
SEE95450	**444**
SEE95500	**444**
SEE95600	**444**
SEE95650	**444**
SEE95700	**444**
SEE95800	**444**
SEE95850	**444**
SEE95900	**444**
SEE95950	**444**
SEE97100	**444**
SEE971000	**444**
SEE97150	**444**
SEE97200	**444**
SEE97250	**444**
SEE97300	**444**
SEE97350	**444**
SEE97400	**444**
SEE97450	**444**
SEE97500	**444**
SEE97600	**444**
SEE97650	**444**
SEE97700	**444**
SEE97800	**444**
SEE97850	**444**
SEE97900	**444**
SEE97950	**444**
SEE99000	**444**
SEE99100	**444**
SEE991000	**444**
SEE99150	**444**
SEE99200	**444**
SEE99250	**444**
SEE99300	**444**
SEE99350	**444**
SEE99400	**444**
SEE99450	**444**
SEE99500	**444**
SEE99600	**444**
SEE99650	**444**
SEE99700	**444**
SEE99800	**444**
SEE99850	**444**
SEE99950	**444**
SEHC10.5	**1536**
SEHC11.3	**1536**
SEHC11.9	**1536**
SEHC12.3	**1536**
SEHC13.3	**1536**
SEHC14	**1536**
SEHC14.5	**1536**
SEHC15.3	**1536**
SEHC16.2	**1536**
SEHC17.5	**1536**
SEHC18.5	**1536**
SEHC19.2	**1536**
SEHC22.6	**1536**
SEHC23.5	**1536**
SEHC24.1	**1536**
SEHC27.1	**1536**
SEHC32.1	**1536**
SEHC34.6	**1536**
SEHC41	**1536**
SEHC42.5	**1536**
SEHC44	**1536**

Code	Page
SEHC51.5	1536
SEHC6.5	1536
SEHC63.5	1536
SEHC7	1536
SEHC8	1536
SEHC8.7	1536
SEHC9.5	1536
SEI05-14	30
SEI05-18	30
SEI06-14	30
SEI06-18	30
SEI06-38	30
SEI08-14	30
SEI08-38	30
SEI10-12	30
SEI10-14	30
SEI10-38	30
SEI12-12	30
SEI12-38	30
SEI12-58	30
SEI16-12	30
SEI16-34	30
SEI16-58	30
SEI20-1	30
SEI20-34	30
SEI25-1	30
SEI25-114	30
SEI31-112	30
SEI31-114	30
SEI38-112	30
SEI38-2	30
SEI51-2	30
SEMI0	1633
SEMI1	1633
SEMI2	1633
SEMI3	1633
SET20100	1631
SET20200	1631
SET20250	1631
SET20300	1631
SET20400	1631
SF10	1172
SF10-1	1099
SF10-112	1099
SF10-114	1099
SF10-12	1099
SF10-2	1099
SF10-212	1099
SF10-3	1099
SF10-34	1099
SF10-4	1099
SF10-6	1099
SF-110-UPVC	1105
SF13	1172
SF16-1	1099
SF16-112	1099
SF16-114	1099
SF16-12	1099
SF16-2	1099
SF16-3	1099
SF16-34	1099
SF16-4	1099
SF16-6	1099
SF17	1172
SF-20-UPVC	1105
SF21	1172
SF-25-UPVC	1105
SF-32-UPVC	1105
SF-40-UPVC	1105
SF-50-UPVC	1105
SF-63-UPVC	1105
SF-75-UPVC	1105
SF-90-UPVC	1105
SFB-3-40	261
SFB-6-40	261
SFB-6-40-HN	261
SFB-6-40-SM	261
SFBV-1	941
SFBV-112	941
SFBV-114	941
SFBV-12	941
SFBV-2	941
SFBV-34	941
SFBVT-1	941
SFBVT-12	941
SFBVT-34	941
S-FCCC404FPS502	1699
S-FCDC404FPS503	1699
SFD0610	246
SFD0620	246
SFD0840	246
SFD0860	246
SFG-110	1105
SFG-20	1105
SFG-32	1105
SFG-40	1105
SFG-50	1105
SFG-63	1105
SFG-75	1105
SFG-90	1105
SFHT10/06	1181
SFHT13/06	1181
SFHT13/09	1181
SFHT17/10	1181
SFHT21/13	1181
SFHT26/19	1181
SFHT33/25	1181
SFHT42/32	1181
SFHT48/38	1181
SFHT52/51	1181
SFI05-14	30
SFI05-18	30
SFI06-12	30
SFI06-14	30
SFI06-18	30
SFI06-38	30
SFI08-12	30
SFI08-14	30
SFI08-38	30
SFI10-12	30
SFI10-14	30
SFI10-38	30
SFI12-12	30
SFI12-38	30
SFI12-58	30
SFI16-12	30
SFI16-34	30
SFI16-58	30
SFI20-1	30
SFI20-114	30
SFI20-12	30
SFI20-34	30
SFI25-1	30
SFI25-114	30
SFI25-34	30
SFI31-1	30
SFI31-112	30
SFI31-114	30
SFI38-112	30
SFI38-2	30
SFI51-2	30
SFL3-1/2-45-DN12	36
SFL3-1/2-45-DN16	36
SFL3-1/2-90-DN12	36
SFL3-1/2-90-DN16	36
SFL3-1/2-DN12	36
SFL3-1/2-DN16	36
SFL3-11/2-DN31	36
SFL3-11/2-DN38	36
SFL3-11/4-DN25	36
SFL3-11/4-DN31	36
SFL3-112-45-DN31	36
SFL3-112-45-DN38	36
SFL3-112-90-DN31	36
SFL3-112-90-DN38	36
SFL3-114-45-DN25	36
SFL3-114-45-DN31	36
SFL3-114-90-DN25	36
SFL3-114-90-DN31	36
SFL3-1-45-DN19	36
SFL3-1-45-DN25	36
SFL3-1-90-DN19	36
SFL3-1-90-DN25	36
SFL3-1-DN19	36
SFL3-1-DN25	36
SFL3-2-45-DN38	36
SFL3-2-45-DN51	36
SFL3-2-90-DN38	36
SFL3-2-90-DN51	36
SFL3-2-DN38	36
SFL3-2-DN51	36
SFL3-3/4-45-DN12	36
SFL3-3/4-45-DN16	36
SFL3-3/4-45-DN19	36
SFL3-3/4-90-DN12	36
SFL3-3/4-90-DN16	36
SFL3-3/4-90-DN19	36
SFL3-3/4-DN12	36
SFL3-3/4-DN16	36
SFL3-3/4-DN19	36
SFM512210S	883
SFM522210S	883
SFM522215S	883
SFMDS1-10	1428
SFMDS112-10	1428
SFMDS112-30	1428
SFMDS114-10	1428
SFMDS114-30	1428
SFMDS1-30	1428
SFMDS2-10	1428
SFMDS212-10	1428
SFMDS212-30	1428
SFMDS2-30	1428
SFMDS3-10	1428
SFMDS312-10	1428
SFMDS312-30	1428
SFMDS3-30	1428
SFMDS34-10	1428
SFMDS34-30	1428
SFMDS4-10	1428
SFMDS4-30	1428
SFMDS6-10	1428
SFMDS6-30	1428
SFPTFE-05	29
SFPTFE-06	29
SFPTFE-08	29
SFPTFE-10	29
SFPTFE-12	29
SFPTFE-16	29
SFPTFE-20	29
SFPTFE-25	29
SFR1-05	29
SFR1-06	29
SFR1-06SC	29
SFR1-08	29
SFR1-08SC	29
SFR1-10	29
SFR1-10SC	29
SFR1-12	29
SFR1-12SC	29
SFR1-16	29
SFR1-20	29
SFR1-25	29
SFR1-31	29
SFR1-38	29
SFR1-51	29
SFR2-05	29
SFR2-06	29
SFR2-06SC	29
SFR2-08	29
SFR2-08SC	29
SFR2-10	29
SFR2-10SC	29
SFR2-12	29
SFR2-12SC	29
SFR2-16	29
SFR2-16SC	29
SFR2-20	29
SFR2-20SC	29
SFR2-25	29
SFR2-25SC	29
SFR2-31	29
SFR2-38	29
SFR2-51	29
SFR3-06	29
SFR3-08	29
SFR3-10	29
SFR3-12	29
SFR3-16	29
SFR3-20	29
SFR3-25	29
SFS6-1/2-45-DN12	36
SFS6-1/2-45-DN16	36
SFS6-1/2-90-DN12	36
SFS6-1/2-90-DN16	36
SFS6-1/2-DN12	36
SFS6-1/2-DN16	36
SFS6-11/2-DN31	36
SFS6-11/2-DN38	36
SFS6-11/4-DN25	36
SFS6-11/4-DN31	36
SFS6-112-45-DN31	36
SFS6-112-45-DN38	36
SFS6-112-90-DN31	36
SFS6-112-90-DN38	36
SFS6-114-45-DN25	36
SFS6-114-45-DN31	36
SFS6-114-90-DN25	36
SFS6-114-90-DN31	36
SFS6-1-45-DN19	36
SFS6-1-45-DN25	36
SFS6-1-90-DN19	36
SFS6-1-90-DN25	36
SFS6-1-DN19	36
SFS6-1-DN25	36
SFS6-2-45-DN38	36
SFS6-2-45-DN51	36
SFS6-2-90-DN38	36
SFS6-2-90-DN51	36
SFS6-2-DN38	36
SFS6-2-DN51	36
SFS6-3/4-45-DN12	36
SFS6-3/4-45-DN16	36
SFS6-3/4-45-DN19	36
SFS6-3/4-90-DN12	36
SFS6-3/4-90-DN16	36
SFS6-3/4-90-DN19	36
SFS6-3/4-DN12	36
SFS6-3/4-DN16	36
SFS6-3/4-DN19	36
SFT	1748
SG01L	1715
SG01P	1715
SG02L	1715
SG02P	1715
SG-12	260
SG-16	260
SG-20	260
SG-24	260
SG50-112-ABS	1099
SG50-114-ABS	1099
SG50-1-ABS	1099
SG50-212-ABS	1099
SG50-2-ABS	1099
SG50-3-ABS	1099
SG50-4-ABS	1099
SG50-5-ABS	1099
SGK-30	282
SGK-30-REFILL	282
SGK-50	281
SGK-50-REFILL	282
SGOR-N	1477
SGP-200	280
SGR-2-40	280
SGS-20	280
SH2-62	310
SH2-62-BSPP	310
SH2-63	310
SH3-62	310
SH3-62-BSPP	310
SH3-63	310
SH4-62	310
SH4-62-BSPP	310
SH4-63	310
SH6-62	310
SH6-62-BSPP	310
SH6-63	310
SH8-62	310
SH8-62-BSPP	310
SH8-63	310
SHBPT50X66	1589
SHBPT50X66BOX	1589
SHBTB/Y-75X500	1589
SHBTR/W-75X500	1589
SHC104-112	1515
SHC113-121	1515
SHC122-130	1515
SHC131-139	1515
SHC140-148	1515
SHC149-161	1515

Code	Page
SHC162-174	**1515**
SHC17-19	**1515**
SHC175-187	**1515**
SHC188-200	**1515**
SHC201-213	**1515**
SHC20-22	**1515**
SHC214-226	**1515**
SHC227-239	**1515**
SHC23-25	**1515**
SHC240-252	**1515**
SHC26-28	**1515**
SHC29-31	**1515**
SHC32-35	**1515**
SHC36-39	**1515**
SHC40-43	**1515**
SHC44-47	**1515**
SHC48-51	**1515**
SHC52-55	**1515**
SHC56-59	**1515**
SHC60-63	**1515**
SHC64-67	**1515**
SHC68-73	**1515**
SHC74-79	**1515**
SHC80-85	**1515**
SHC86-91	**1515**
SHC92-97	**1515**
SHC98-103	**1515**
SHCT25X50	**1589**
SHCT50X50	**1589**
SHF-10	**1556**
SHF-12	**1556**
SHF-13	**1556**
SHF-14	**1556**
SHF-15	**1556**
SHF-16	**1556**
SHF-17	**1556**
SHF-18	**1556**
SHF-19	**1556**
SHF-20	**1556**
SHF-28	**1556**
SHG100-002BG	**267**
SHG100-006BG	**267**
SHG100-016BG	**267**
SHG100-040BG	**267**
SHG100-100BG	**267**
SHG100-250BG	**267**
SHG100-600BG	**267**
SHG-18	**45**
SHG-20	**45**
SHG-22	**45**
SHG-24	**45**
SHG-25	**45**
SHG-26	**45**
SHG-29	**45**
SHG-31	**45**
SHG-33	**45**
SHG-37	**45**
SHG-41	**45**
SHG-43	**45**
SHG-45	**45**
SHG-49	**45**
SHG-51	**45**
SHG-54	**45**
SHG-56	**45**
SHG-60	**45**
SHG-63	**45**
SHG-70	**45**
SHM-1	**1497**
SHM-10	**1497**
SHM-112	**1497**
SHM-114	**1497**
SHM-12	**1497**
SHM-2	**1497**
SHM-212	**1497**
SHM-3	**1497**
SHM-34	**1497**
SHM-38	**1497**
SHM-4	**1497**
SHM-5	**1497**
SHM-6	**1497**
SHM-8	**1497**
SHMT25X50	**1589**
SHMT50X50	**1589**
SHOT3101	**1483**
SHOT3102	**1483**
SHOT3103	**1483**
SHOT3104	**1483**
SHOT3110	**1483**
SHOT3111	**1483**
SHOTCFP	**1483**
SHOTCQP1	**1483**
SHOTCQP2	**1483**
SHOTCQP4	**1483**
SHOTRSDKD	**1483**
SHOTRSDR2	**1483**
SHOTRSDR3	**1483**
SHOTS	**1483**
SHRC04/04	**1146**
SHRC05/05	**1146**
SHW-13	**1435**
SHW-13-10	**1435**
SHW-19	**1435**
SHW-19-10	**1435**
SHW-25	**1435**
SHW-25-10	**1435**
SI4	**762**
SI5	**762**
SI6	**762**
SI8	**762**
SIL-007-L	**1607**
SIL-007-L-1000	**1607**
SIL-007-L-250	**1607**
SIL-007-L-400	**1607**
SIL-007-L-600	**1607**
SIL-007-L-800	**1607**
SIL-007-Z	**1607**
SIL-007-Z-1000	**1607**
SIL-007-Z-250	**1607**
SIL-007-Z-400	**1607**
SIL-007-Z-600	**1607**
SIL-007-Z-800	**1607**
SIL-2005	**1608**
SIL-2055-A	**1608**
SIL-2055-A-1000	**1608**
SIL-2055-A-500	**1608**
SIL-208	**1612**
SIL-209	**1612**
SIL-210	**1612**
SIL-211	**1612**
SIL-215	**1612**
SIL-216	**1612**
SIL-218	**1612**
SIL-221-L	**1612**
SIL-231-L	**1612**
SIL-241-L	**1612**
SIL-251-L	**1612**
SIL-362	**1612**
SIL-364	**1612**
SIL-366	**1612**
SIL-392	**1612**
SIL-394	**1612**
SIL-396	**1612**
SIL-5001	**1608**
SIL-5003	**1608**
SIL-500-L	**1608**
SIL-500-L-1000	**1608**
SIL-500-L-250	**1608**
SIL-500-L-800	**1608**
SIL-500-Z	**1607**
SIL-500-Z-250	**1607**
SIL-500-Z-400	**1607**
SIL-500-Z-600	**1607**
SIL-500-Z-800	**1607**
SIL-501-L	**1608**
SIL-511	**1608**
SIL-512	**1608**
SIL-5920	**1608**
SIL-705	**1612**
SIL-755-L	**1608**
SIL-9002W	**1612**
SIL-920A	**1612**
SIL-920B	**1612**
SIL-921	**1612**
SIL-961	**1612**
SIL-973	**1612**
SIL-973F	**1612**
SIL-OSH	**1612**
SIL-PRO-ONE	**1607**
SJN-2-045	**1674**
SJN-2-050	**1674**
SJN-2-055	**1674**
SJN-4-045	**1674**
SJN-4-050	**1674**
SJN-4-055	**1674**
SJN-6-045	**1674**
SJN-6-050	**1674**
SJN-6-055	**1674**
SK12S	**384**
SK23S	**384**
SK29-CLAMP	**1478**
SK34	**1480**
SK34-CLAMP	**1478**
SK39	**1480**
SK44	**1480**
SK51	**1480**
SK60	**1478**
SK73	**1480**
SKA 10	**1476**
SKA 11	**1476**
SKA 13	**1476**
SKA 19	**1476**
SKA 25	**1476**
SKA 34	**1476**
SKA-106	**156**
SKA-107	**156**
SKA-108	**156**
SKA-127	**156**
SKA-128	**156**
SKA-129	**156**
SKA-1610	**156**
SKA-1611	**156**
SKA-1612	**156**
SKA-1613	**156**
SKA-2012	**156**
SKA-2014	**156**
SKA-2015	**156**
SKA-2016	**156**
SKA-2515	**156**
SKA-2517	**156**
SKA-2519	**156**
SKAR-10-6	**156**
SKAR-10-8	**156**
SKAR-12-10	**156**
SKAR-12-8	**156**
SKAR-16-12	**156**
SKAR-20-12	**156**
SKAR-20-16	**156**
SKAR-25-15	**156**
SKAR-25-16	**156**
SKAR-25-20	**156**
SKB13	**1477**
SKB19	**1477**
SKB25	**1477**
SKG10	**1477**
SKG13	**1477**
SKG15	**1477**
SKG19	**1477**
SKG25	**1477**
SKG32	**1477**
SKG6	**1477**
SL 115	**1476**
SL 145	**1476**
SL 29	**1476**
SL 34	**1476**
SL 400	**1476**
SL 49	**1476**
SL 525	**1476**
SL 550	**1476**
SL 600	**1476**
SL 675	**1476**
SL 72	**1476**
SL 769	**1476**
SL 875	**1476**
SL 94	**1476**
SL 988	**1476**
SL-11	**1672**
SL-13	**1672**
SL-2	**1672**
SL-3	**1672**
SL-4	**1672**
SL-5	**1672**
SL-7	**1672**
SL-8	**1672**
SL-A0/A1	**192**
SL-A2	**192**
SL-A3	**192**
SL-A4	**192**
SL-A5	**192**
SL-A6	**192**
SLD050	**630**
SLD075	**630**
SLD150	**630**
SLD200	**630**
SLE 13	**1476**
SLE 19	**1476**
SLE 25	**1476**
SLS050	**630**
SLS075	**630**
SLS100	**630**
SLS125	**630**
SLS150	**630**
SLS200	**630**
SLS250	**630**
SMF04U/02	**1645**
SMFM6/02	**1645**
SMFM8/02	**1645**
SMH01-01	**1146**
SMH12-12	**1146**
SMH12-34	**1146**
SMH12-38	**1146**
SMH14-12	**1146**
SMH14-38	**1146**
SMH18-14	**1146**
SMH34-12	**1146**
SMH34-34	**1146**
SMH38-14	**1146**
SMI05-14	**30**
SMI06-12	**30**
SMI06-14	**30**
SMI06-18	**30**
SMI06-38	**30**
SMI08-12	**30**
SMI08-14	**30**
SMI08-38	**30**
SMI10-12	**30**
SMI10-14	**30**
SMI10-38	**30**
SMI12-12	**30**
SMI12-34	**30**
SMI12-38	**30**
SMI16-12	**30**
SMI16-34	**30**
SMI16-58	**30**
SMI20-1	**30**
SMI20-34	**30**
SMI25-1	**30**
SMI25-114	**30**
SMI25-34	**30**
SMI31-112	**30**
SMI31-114	**30**
SMI38-112	**30**
SMI51-2	**30**
SN02/03	**1144**
SN04/04	**1144**
SN04/05	**1144**
SN06/06	**1144**
SN08/08	**1144**
SN10X1.5	**127**
SN10X2	**127**
SN12/12	**1144**
SN12X2.5	**127**
SN16X2	**127**
SN16X3	**127**
S-N1AT905FPS085	**1701**
S-N1NN905FPS019	**1700**
S-N1TT905FPS086	**1701**
SN20X3	**127**
SN25X3	**127**
SN25X4	**127**
SN30X4	**127**
SN30X5	**127**
SN38X4	**127**
SN38X5	**127**
SN38X6	**127**
S-N5AT701FPS081	**1701**
S-N5NT701FPS083	**1701**
S-N5NY701FPS070	**1701**
S-N7AT801FPS082	**1701**
S-N7LN701FPS044	**1700**
S-N7NN801FPS018	**1700**

Code	Page
S-N7NT801FPS084	**1701**
SN8X2	**127**
SNO12JET	**1495**
SNO34JET	**1495**
SNO58JET	**1495**
SNV10/6L	**129**
SNV10/6S	**129**
SNV10/8L	**129**
SNV10/8S	**129**
SNV10L	**128**
SNV10L/10S	**129**
SNV10S	**128**
SNV12/10L	**129**
SNV12/10S	**129**
SNV12/6L	**129**
SNV12/6S	**129**
SNV12/8L	**129**
SNV12/8S	**129**
SNV12L	**128**
SNV12L/12S	**129**
SNV12S	**128**
SNV14S	**128**
SNV15/10L	**129**
SNV15/12L	**129**
SNV15/8L	**129**
SNV15L	**128**
SNV16/10S	**129**
SNV16/12S	**129**
SNV16S	**128**
SNV16S/15L	**129**
SNV18/10L	**129**
SNV18/12L	**129**
SNV18/15L	**129**
SNV18L	**128**
SNV18L/16S	**129**
SNV20/12S	**129**
SNV20/16S	**129**
SNV20S	**128**
SNV20S/18L	**129**
SNV22/12L	**129**
SNV22/15L	**129**
SNV22L	**128**
SNV22L/20S	**129**
SNV25/16S	**129**
SNV25/20S	**129**
SNV25S	**128**
SNV25S/22L	**129**
SNV28/15L	**129**
SNV28/18L	**129**
SNV28/22L	**129**
SNV28L	**128**
SNV28L/25S	**129**
SNV30/16S	**129**
SNV30/20S	**129**
SNV30/25S	**129**
SNV30S	**128**
SNV30S/28L	**129**
SNV35/18L	**129**
SNV35/22L	**129**
SNV35/28L	**129**
SNV35L	**128**
SNV35L/30S	**129**
SNV38/20S	**129**
SNV38/25S	**129**
SNV38/30S	**129**
SNV38S	**128**
SNV38S/35L	**129**
SNV42/22L	**129**
SNV42/28L	**129**
SNV42/35L	**129**
SNV42L	**128**
SNV42L/38S	**129**
SNV6L	**128**
SNV6L/6S	**129**
SNV6S	**128**
SNV8/6L	**129**
SNV8/6S	**129**
SNV8L	**128**
SNV8L/8S	**129**
SNV8S	**128**
SO-110-UPVC	**1101**
SO-125-UPVC	**1101**
SO13-112-ABS	**1097**
SO13-112-UPVC	**1108**
SO13-114-ABS	**1097**
SO13-114-UPVC	**1108**
SO13-12-ABS	**1097**
SO13-12-UPVC	**1108**
SO13-1-ABS	**1097**
SO13-1-UPVC	**1108**
SO13-212-ABS	**1097**
SO13-212-UPVC	**1108**
SO13-2-ABS	**1097**
SO13-2-UPVC	**1108**
SO13-34-ABS	**1097**
SO13-34-UPVC	**1108**
SO13-3-ABS	**1097**
SO13-3-UPVC	**1108**
SO13-4-ABS	**1097**
SO13-4-UPVC	**1108**
SO13-5-UPVC	**1108**
SO13-6-UPVC	**1108**
SO13-8-UPVC	**1108**
SO14-1104-UPVC	**1108**
SO14-321-UPVC	**1108**
SO14-3534-UPVC	**1108**
SO14-40114-UPVC	**1108**
SO14-50112-UPVC	**1108**
SO14-632-UPVC	**1108**
SO14-903-UPVC	**1108**
SO-160-UPVC	**1101**
SO-16-UPVC	**1101**
SO-200-UPVC	**1101**
SO-20-UPVC	**1101**
SO-225-UPVC	**1101**
SO-25-UPVC	**1101**
SO-32-UPVC	**1101**
SO-40-UPVC	**1101**
SO-50-UPVC	**1101**
SO-63-UPVC	**1101**
SO-75-UPVC	**1101**
SO-90-UPVC	**1101**
SOCV06	**244**
SOCV08	**244**
SOCV12	**244**
SOK-30	**282**
SOK-30-REFILL	**282**
SOK-50	**281**
SOK-50-REFILL	**282**
SOP-200	**280**
SOS-20	**280**
SP-1	**1185**
SP-112	**1185**
SP-114	**1185**
SP-12	**1185**
SP-14	**1185**
SP160P	**1764**
SP162P	**1764**
SP-18	**1185**
SP-2	**1185**
SP-212	**1185**
SP24L	**1764**
SP26L	**1764**
SP-3	**1185**
SP-34	**1185**
SP-38	**1185**
SPAV.06002	**296**
SPAV.06003	**296**
SPAV.10002	**296**
SPAV.10003	**296**
SPAV.13002	**296**
SPAV.13003	**296**
SPAV.20002	**296**
SPAV.20003	**296**
SPAV.25002	**296**
SPAV.25003	**296**
SPB-08B	**261**
SPB-12B	**261**
SPBV.06002	**300**
SPBV.06003	**300**
SPBV.10002	**300**
SPBV.10003	**300**
SPBV.13002	**300**
SPBV.13003	**300**
SPBV.20002	**300**
SPBV.20003	**300**
SPBV.25002	**300**
SPBV.25003	**300**
SPC06-02	**792**
SPC08-02	**792**
SPC08-03	**792**
SP-C1	**197**
SPC10-02	**792**
SPC10-03	**792**
SPC10-04	**792**
SPC12-03	**792**
SPC12-04	**792**
SP-C1-SS	**197**
SP-C2	**197**
SP-C2-SS	**197**
SP-C3	**197**
SP-C3-SS	**197**
SP-C4	**197**
SP-C4-SS	**197**
SP-C5	**197**
SP-C5-SS	**197**
SP-C6-SS	**197**
SP-C7-SS	**197**
SP-C8-SS	**197**
SPCJ.06002	**305**
SPCJ.06003	**305**
SPCJ.06042	**305**
SPCJ.06043	**305**
SPE12	**1208**
SPE38	**1208**
SPE516	**1208**
SPHC12-12RP	**320**
SPHC4-4RP	**320**
SPHC6-6RP	**320**
SPHC8-8RP	**320**
SPHN12-12RP	**320**
SPHN16-16RP	**320**
SPHN24-24RP	**320**
SPHN32-32RP	**320**
SPHN4-4RP	**320**
SPHN6-6RP	**320**
SPHN8-8RP	**320**
SPLICING-KIT01	**112**
SPLT.06002	**299**
SPLT.06003	**299**
SPLT.13002	**299**
SPLT.13003	**299**
SPLT.13302	**299**
SPLT.13342	**299**
SPLT.20002	**299**
SPLT.20003	**299**
SPLT.25002	**299**
SPLT.25003	**299**
SPLT.30003	**299**
SPN0006	**432**
SPN0009	**432**
SPN0012	**432**
SPN0018	**432**
SPN0024	**432**
SPN0036	**432**
SPN0048	**432**
SPN0063	**432**
SPPV.13302	**299**
SPPV.13312	**299**
SPPV.13322	**299**
SPPV.13342	**299**
SPR08-10-100	**256**
SPR08-10-35	**256**
SPR08-10-70	**256**
SPR08-25-100	**256**
SPR08-25-35	**256**
SPR08-25-70	**256**
SPR12-10-100	**256**
SPR12-10-35	**256**
SPR12-10-70	**256**
SPR12-25-100	**256**
SPR12-25-35	**256**
SPR12-25-70	**256**
SPR16-10-100	**256**
SPR16-10-35	**256**
SPR16-10-70	**256**
SPR16-25-100	**256**
SPR16-25-35	**256**
SPR16-25-70	**256**
SPR20-10-150	**256**
SPR20-10-200	**256**
SPR20-25-150	**256**
SPR20-25-200	**256**
SPS08-10-100	**256**
SPS08-10-35	**256**
SPS08-10-70	**256**
SPS08-25-100	**256**
SPS08-25-35	**256**
SPS08-25-70	**256**
SPS12-10-100	**256**
SPS12-10-35	**256**
SPS12-10-70	**256**
SPS12-25-100	**256**
SPS12-25-35	**256**
SPS12-25-70	**256**
SPS16-10-100	**256**
SPS16-10-35	**256**
SPS16-10-70	**256**
SPS16-25-100	**256**
SPS16-25-35	**256**
SPS16-25-70	**256**
SPS20-10-150	**256**
SPS20-10-200	**256**
SPS20-25-150	**256**
SPS20-25-200	**256**
SPST.06202	**304**
SPST.06203	**304**
SPST.13202	**304**
SPST.13203	**304**
SPST.20202	**304**
SPST.20203	**304**
SPST.25202	**304**
SPST.25203	**304**
SPST.30202	**304**
SPST.30203	**304**
SPST.39202	**304**
SPST.39203	**304**
SPT100A	**1636**
SPT60A	**1636**
SPT80A	**1636**
SPU06	**792**
SPU08	**792**
SPU10	**792**
SPU12	**792**
SPVE.20202	**307**
SPVE.20203	**307**
SPVE.25202	**307**
SPVE.25203	**307**
SPVS.06100	**306**
SPVS.06101	**306**
SPVS.10100 C	**306**
SPVS.10103 C	**306**
SPVV.06002	**304**
SPVV.06003	**304**
SPVV.10002	**304**
SPVV.10003	**304**
SPVV.10202	**304**
SPVV.10203	**304**
SPVV.13002	**304**
SPVV.13003	**304**
SPVV.13202	**304**
SPVV.13203	**304**
SPVV.20002	**304**
SPVV.20003	**304**
SPVV.20202	**304**
SPVV.20203	**304**
SPVV.25002	**304**
SPVV.25003	**304**
SPVV.25202	**304**
SPVV.25203	**304**
SPVV.30002	**304**
SPVV.30003	**304**
SPVV.30202	**304**
SPVV.30203	**304**
SR100-05	**1460**
SR100-06	**1460**
SR101-01	**1459**
SRAH06-10	**1411**
SRAH06-15	**1411**
SRAH06-20	**1411**
SRAH06-5	**1411**
SRAH06X	**1410**
SRAH06X-100	**1410**
SRAH08-10	**1411**
SRAH08-15	**1411**
SRAH08-20	**1411**
SRAH08-5	**1411**
SRAH08X	**1410**
SRAH08X1/4X19-10	**1411**
SRAH08X1/4X19-20	**1411**

Code	Page
SRAH08X-100	**1410**
SRAH1/2X100-10	**1411**
SRAH1/2X100-20	**1411**
SRAH100/13-10	**1411**
SRAH100/13-15	**1411**
SRAH100/13-20	**1411**
SRAH100/13-30	**1411**
SRAH10-10	**1411**
SRAH10-15	**1411**
SRAH10-20	**1411**
SRAH10-5	**1411**
SRAH10X	**1410**
SRAH10X1/4X19-10	**1411**
SRAH10X1/4X19-20	**1411**
SRAH10X-100	**1410**
SRAH13-10	**1411**
SRAH13-15	**1411**
SRAH13-20	**1411**
SRAH13-5	**1411**
SRAH13X	**1410**
SRAH13X-100	**1410**
SRAH19/10-10	**1411**
SRAH19/10-15	**1411**
SRAH19/10-20	**1411**
SRAH19/10-5	**1411**
SRAH19/8-10	**1411**
SRAH19/8-15	**1411**
SRAH19/8-20	**1411**
SRAH19/8-5	**1411**
SRAH19X	**1410**
SRAH19X-100	**1410**
SRAH25/10-10	**1411**
SRAH25/10-15	**1411**
SRAH25/10-20	**1411**
SRAH25/10-5	**1411**
SRAH25X	**1410**
SRAH25X-100	**1410**
SRFH-08	**256**
SRFH-12	**256**
SRFH-16	**256**
SRFH-20	**256**
SRG2A.KIT	**1633**
SR-L-06/2 K-SPH	**163**
SR-L-08/2 K-SPH	**163**
SR-L-10/2 K-SPH	**163**
SR-L-12/2 K-SPH	**163**
SR-L-15/2 K-SPH	**163**
SR-L-18/2 K-SPH	**163**
SR-L-22/2 K-SPH	**163**
SR-L-28/2 K-SPH	**163**
SR-L-35/2 K-SPH	**163**
SR-L-42/2 K-SPH	**163**
SR-LL-04/1 K-SPH	**163**
SR-LL-06/1 K-SPH	**163**
SR-LL-08/1 K-SPH	**163**
SR-M 4 LL	**117**
SR-M 6 LL	**117**
SR-M 8 LL	**117**
SRN10	**917**
SRN1012	**917**
SRN12	**917**
SRN14	**917**
SRN15	**917**
SRN18	**917**
SRN316	**917**
SRN38	**917**
SRN4	**917**
SRN5	**917**
SRN516	**917**
SRN58	**917**
SRN6	**917**
SRN8	**917**
SR-S-06/2 K-SPH	**163**
SR-S-08/2 K-SPH	**163**
SR-S-10/2 K-SPH	**163**
SR-S-12/2 K-SPH	**163**
SR-S-16/2 K-SPH	**163**
SR-S-20/2 K-SPH	**163**
SR-S-25/2 K-SPH	**163**
SR-S-30/2 K-SPH	**163**
SR-S-38/2 K-SPH	**163**
SS020-08	**255**
SS030-12	**255**
SS040-16	**255**
SS080-20	**255**
SS11	**1474**
SS112	**1474**
SS120-24	**255**
SS1301	**1524**
SS1302	**1524**
SS1303	**1524**
SS1304	**1524**
SS1305	**1524**
SS1306	**1524**
SS1307	**1524**
SS1308	**1524**
SS1309	**1524**
SS1310	**1524**
SS1311	**1524**
SS1312	**1524**
SS1313	**1524**
SS1314	**1524**
SS1315	**1524**
SS1316	**1524**
SS1317	**1524**
SS1318	**1524**
SS1319	**1524**
SS1320	**1524**
SS1321	**1524**
SS1322	**1524**
SS1323	**1524**
SS1324	**1524**
SS1325	**1524**
SS1326	**1524**
SS1327	**1524**
SS1328	**1524**
SS1329	**1524**
SS1330	**1524**
SS1331	**1524**
SS1332	**1524**
SS1333	**1524**
SS1334	**1524**
SS1335	**1524**
SS1336	**1524**
SS1337	**1524**
SS1338	**1524**
SS1339	**1524**
SS134	**1474**
SS1340	**1524**
SS1341	**1524**
SS1342	**1524**
SS1343	**1524**
SS1344	**1524**
SS1345	**1524**
SS1346	**1524**
SS1347	**1524**
SS1348	**1524**
SS200-24	**255**
SS200-32	**255**
SS21	**1474**
SS212	**1474**
SS234	**1474**
SS300-40	**255**
SS31	**1474**
SS312	**1474**
SS334	**1474**
SS4	**762**
SS400-48	**255**
SS5	**762**
SS6	**762**
SS60015BH	**1126**
SS60015YH	**1126**
SS60022BH	**1126**
SS60022YH	**1126**
SS60028BH	**1126**
SS60028YH	**1126**
SS60035BH	**1126**
SS60035YH	**1126**
SS60042BH	**1126**
SS60042YH	**1126**
SS60054BH	**1126**
SS60054YH	**1126**
SS8	**762**
SSA020-08	**255**
SSA028-12	**255**
SSA040-16	**255**
SSA060-20	**255**
SSA080-24	**255**
SSA120-24	**255**
SSA160-32	**255**
SSA200-32	**255**
SSA300-40	**255**
SSA400-40	**255**
SS-B1	**194**
SSB112-S	**1546**
SSB114-S	**1546**
SSB12-S	**1546**
SSB1-S	**1546**
SS-B1-SS	**194**
SS-B2	**194**
SSB2-S	**1546**
SS-B2-SS	**194**
SS-B3	**194**
SSB34-S	**1546**
SS-B3-SS	**194**
SS-B4	**194**
SS-B5	**194**
SSBSM04N	**110**
SSBSM06N	**110**
SSBSM08N	**110**
SSBSM10N	**110**
SSBSM12N	**110**
SSBSM14N	**110**
SSBSM16N	**110**
SSBSM20N	**110**
SS-C1	**197**
SSC12	**1472**
SS-C1-SS	**197**
SS-C2	**197**
SS-C2-SS	**197**
SS-C3	**197**
SS-C3-SS	**197**
SS-C4	**197**
SS-C4-SS	**197**
SS-C5	**197**
SSC-5000-UPVC	**1107**
SS-C5-SS	**197**
SSC6	**1472**
SS-C6	**197**
SS-C7	**197**
SSCT1	**1487**
SSCT112	**1487**
SSCT114	**1487**
SSCT2	**1487**
SSCT212	**1487**
SSCT3URT	**1488**
SSFBA-1	**1195**
SSFBA-12	**1195**
SSFBA-2	**1195**
SSFBA-3	**1195**
SSFBA-34	**1195**
SSFBB-12	**1195**
SSFBB-2	**1195**
SSFBB-3	**1195**
SSFBSB-1	**1195**
SSFBSB-112	**1195**
SSFBSB-114	**1195**
SSFBSB-34	**1195**
SSFH-08	**256**
SSFH-12	**256**
SSFH-16	**256**
SSFH-20	**256**
SSFSA-1	**1195**
SSFSA-112	**1195**
SSFSA-12	**1195**
SSFSA-2	**1195**
SSFSB-1	**1195**
SSFSB-112	**1195**
SSFSB-114	**1195**
SSFSB-12	**1195**
SSFSB-2	**1195**
SSFSB-3	**1195**
SSFSB-34	**1195**
SSFWA-2	**1195**
SSFWA-3	**1195**
SSFWA-34	**1195**
SSG10	**1477**
SSG10S	**1477**
SSG13	**1477**
SSG13S	**1477**
SSG15	**1477**
SSG15S	**1477**
SSG19	**1477**
SSG19PH	**1477**
SSG19S	**1477**
SSG25	**1477**
SSG25S	**1477**
SSG32	**1477**
SSG63-001B	**412**
SSG63-001BG	**267**
SSG63-004B	**412**
SSG63-004BG	**267**
SSG63-012B	**412**
SSG63-012BG	**267**
SSG63-025B	**412**
SSG63-025BG	**267**
SSG63-060B	**412**
SSG63-060BG	**267**
SSG63-200B	**412**
SSG63-200BG	**267**
SSG63-250BG	**415**
SSG63-400B	**412**
SSG63-400BG	**267**
SSGA10	**1477**
SSGA12	**1477**
SSGA34	**1477**
SSGA38	**1477**
SSGI10	**1477**
SSGI12	**1477**
SSGI34	**1477**
SSGI38	**1477**
SSGN02	**1643**
SSGN0245	**1643**
SSGN0245N	**1643**
SSGN0290	**1643**
SSGN0290N	**1643**
SSGN02N	**1643**
SSGN04	**1643**
SSGN0445	**1643**
SSGN0490	**1643**
SSGN04N	**1643**
SSGNM6	**1643**
SSGNM645	**1643**
SSGNM690	**1643**
SSGNM8	**1643**
SSGNM845	**1643**
SSGNM890	**1643**
SSGNU04	**1643**
SSGNU0445	**1643**
SSGNU0490	**1643**
SSHR-12-SB	**1453**
SSHR-15-12SB106F	**1453**
SSHR-15-12SHV06T	**1453**
SSHR-15-12SHV08T	**1453**
SSHR-15-12SWD08T	**1453**
SSHR-15N-12	**1453**
SSL-A0/A1	**192**
SSL-A0/A1-SS	**192**
SSL-A2	**192**
SSL-A2-SS	**192**
SSL-A3	**192**
SSL-A3-SS	**192**
SSL-A4	**192**
SSL-A4-SS	**192**
SSL-A5	**192**
SSL-A5-SS	**192**
SSL-A6	**192**
SSL-A6-SS	**192**
SSL-A7	**192**
SSNSE10-G02	**876**
SSNSE10-G03	**876**
SSNSE10-G04	**876**
SSNSE12-G04	**876**
SSNSE4-G01	**876**
SSNSE6-G01	**876**
SSNSE6-G02	**876**
SSNSE8-G01	**876**
SSNSE8-G02	**876**
SSNSE8-G03	**876**
SSPB10-G02	**876**
SSPB10-G03	**876**
SSPB12-G03	**876**
SSPB12-G04	**876**
SSPB4-G01	**876**
SSPB6-G01	**876**
SSPB6-G02	**876**
SSPB8-G01	**876**
SSPB8-G02	**876**
SSPC10-02	**876**
SSPC10-03	**876**

Code	Page
SSPC10-G02	**876**
SSPC10-G03	**876**
SSPC12-04	**876**
SSPC12-G04	**876**
SSPC4-01	**876**
SSPC4-G01	**876**
SSPC6-01	**876**
SSPC6-02	**876**
SSPC6-G01	**876**
SSPC6-G02	**876**
SSPC8-01	**876**
SSPC8-02	**876**
SSPC8-G01	**876**
SSPC8-G02	**876**
SSPCF10-G02	**876**
SSPCF10-G03	**876**
SSPCF12-G03	**876**
SSPCF12-G04	**876**
SSPCF4-G01	**876**
SSPCF6-G01	**876**
SSPCF6-G02	**876**
SSPCF8-G01	**876**
SSPCF8-G02	**876**
SSPG10-6	**877**
SSPG10-8	**877**
SSPG12-10	**877**
SSPG12-8	**877**
SSPG6-4	**877**
SSPG8-4	**877**
SSPG8-6	**877**
SSPGJ10-6	**877**
SSPGJ10-8	**877**
SSPGJ12-10	**877**
SSPGJ12-8	**877**
SSPGJ6-4	**877**
SSPGJ8-4	**877**
SSPGJ8-6	**877**
SSPL10-02	**876**
SSPL10-03	**876**
SSPL10-G02	**876**
SSPL10-G03	**876**
SSPL12-04	**876**
SSPL12-G04	**876**
SSPL4-01	**876**
SSPL4-G01	**876**
SSPL6-01	**876**
SSPL6-02	**876**
SSPL6-G01	**876**
SSPL6-G02	**876**
SSPL8-01	**876**
SSPL8-02	**876**
SSPL8-G01	**876**
SSPL8-G02	**876**
SSPLF10-G02	**876**
SSPLF10-G03	**876**
SSPLF12-G03	**876**
SSPLF12-G04	**876**
SSPLF4-G01	**876**
SSPLF6-G01	**876**
SSPLF6-G02	**876**
SSPLF8-G01	**876**
SSPLF8-G02	**876**
SSPM-10	**877**
SSPM-12	**877**
SSPM-4	**877**
SSPM-6	**877**
SSPM-8	**877**
SSPP-10	**877**
SSPP-12	**877**
SSPP-4	**877**
SSPP-6	**877**
SSPP-8	**877**
SSPUC-10	**877**
SSPUC-12	**877**
SSPUC-4	**877**
SSPUC-6	**877**
SSPUC-8	**877**
SSPUL-10	**877**
SSPUL-12	**877**
SSPUL-4	**877**
SSPUL-6	**877**
SSPUL-8	**877**
SSPUT-10	**877**
SSPUT-12	**877**
SSPUT-4	**877**
SSPUT-6	**877**
SSPUT-8	**877**
SSPY-10	**877**
SSPY-12	**877**
SSPY-4	**877**
SSPY-6	**877**
SSPY-8	**877**
SSTLH	**1672**
SSTLTC	**1672**
SSV-12	**406**
SSVC-12	**406**
S-SXDL504FPS504	**1699**
ST10	**1593**
ST100	**284**
ST11	**1593**
ST20	**284**
ST203	**1593**
ST206	**1593**
ST208	**1593**
ST210	**1593**
ST212	**1593**
ST216	**1593**
ST218	**1593**
ST2238	**1588**
ST224	**1593**
ST230	**1593**
ST23-112-ABS	**1099**
ST23-112-UPVC	**1111**
ST23-114-UPVC	**1111**
ST23-12-UPVC	**1111**
ST23-1-ABS	**1099**
ST23-1-UPVC	**1111**
ST23-212-ABS	**1099**
ST23-212-UPVC	**1111**
ST23-2-ABS	**1099**
ST23-2-UPVC	**1111**
ST23-34-ABS	**1099**
ST23-34-UPVC	**1111**
ST23-3-ABS	**1099**
ST23-3-UPVC	**1111**
ST23-4-ABS	**1099**
ST23-4-UPVC	**1111**
ST23-5-ABS	**1099**
ST23-5-UPVC	**1111**
ST236	**1593**
ST23-6-ABS	**1099**
ST23-6-UPVC	**1111**
ST23-8-UPVC	**1111**
ST30	**284**
ST40	**284**
ST40WHRL	**1760**
ST40WHRM	**1760**
ST40WHRS	**1760**
ST40WHRXL	**1760**
ST40WHRXXL	**1760**
ST40WHRXXXL	**1760**
ST43WHR	**1760**
ST44WHR	**1760**
ST-5	**1670**
ST60	**284**
ST-7	**1670**
ST900	**1670**
STAGA	**1391**
STAGB	**1391**
STANDB	**1496**
STANDBG	**1496**
STANDC	**1496**
STANDDS	**1496**
STANDS	**1496**
STANDSP	**1496**
STANDW	**1496**
STCAS-1	**1488**
STCAS-112	**1488**
STCAS-1-12	**1488**
STCAS-112-114	**1488**
STCAS-114	**1488**
STCAS-114-1	**1488**
STCAS-12	**1488**
STCAS-1-34	**1488**
STCAS-2	**1488**
STCAS-3	**1488**
STCAS-34	**1488**
STCAS-4	**1488**
STCC-1	**1488**
STCC-112	**1488**
STCC-114	**1488**
STCC-12	**1488**
STCC-2	**1488**
STCC-3	**1488**
STCC-34	**1488**
STCC-4	**1488**
STCL-1	**1488**
STCL-112	**1488**
STCL-1-12	**1488**
STCL-112-114	**1488**
STCL-114	**1488**
STCL-114-1	**1488**
STCL-12	**1488**
STCL-1-34	**1488**
STCL-2	**1488**
STCL-3	**1488**
STCL-34	**1488**
STCL-4	**1488**
STCM-1	**1488**
STCM-112	**1488**
STCM-114	**1488**
STCM-12	**1488**
STCM-2	**1488**
STCM-3	**1488**
STCM-34	**1488**
STCM-4	**1488**
STF-11	**1556**
STF-12	**1556**
STF-13	**1556**
STF-14	**1556**
STF-15	**1556**
STF-17	**1556**
STF-18	**1556**
STF-22	**1556**
STOPFA11115	**43**
STOPFA12125	**43**
STOPFA13135	**43**
STOPFA1415	**43**
STOPFA1617	**43**
STOPFA1718	**43**
STOPFA1819	**43**
STOPFA2021	**43**
STOPFA2122	**43**
STOPFA2223	**43**
STOPFA2425	**43**
STOPFA2526	**43**
STOPFA2627	**43**
STOPFA2728	**43**
STOPFA2829	**43**
STOPFA3031	**43**
STOPFA3233	**43**
STOPFA3435	**43**
STOPFA3637	**43**
STOPFA3839	**43**
STOPFA3940	**43**
STOPFA4041	**43**
STOPFA4243	**43**
STOPFA4344	**43**
STOPFA4445	**43**
STOPFA4547	**43**
STOPFA4850	**43**
STOPFA5153	**43**
STOPFA5354	**43**
STOPFA5456	**43**
STOPFA5759	**43**
STOPFA6062	**43**
STOPFA6365	**43**
STOPFA6668	**43**
STOPFA6971	**43**
STOPFA7274	**43**
STOPFA7577	**43**
STOPFA7880	**43**
STOPFA8183	**43**
STOPFA8486	**43**
STOPFA8789	**43**
STOPFA9092	**43**
STOPFA9395	**43**
STOPFUDIN145	**43**
STOPFUDIN17	**43**
STOPFUDIN185	**43**
STOPFUDIN205	**43**
STOPFUDIN225	**43**
STOPFUDIN245	**43**
STOPFUDIN265	**43**
STOPFUDIN305	**43**
STOPFUDIN34	**43**
STOPFUDIN365	**43**
STOPFUDIN425	**43**
STOPFUDIN455	**43**
STOPFUDIN49	**43**
STOPFUDIN525	**43**
STOPFUDIN60	**43**
STOPFUJIC115	**43**
STOPFUJIC132	**43**
STOPFUJIC148	**43**
STOPFUJIC195	**43**
STOPFUJIC228	**43**
STOPFUJIC275	**43**
STOPFUJIC307	**43**
STOPFUJIC34	**43**
STOPFUJIC415	**43**
STOPFUJIC48	**43**
STOPFUJIC64	**43**
STOPFUSAE085	**43**
STOPFUSAE105	**43**
STOPFUSAE125	**43**
STOPFUSAE145	**43**
STOPFUSAE165	**43**
STOPFUSAE205	**43**
STOPFUVARIE	**43**
STOPFUVARIES	**43**
STS15	**884**
STS22	**884**
STS28	**884**
STW-201L	**1553**
STW-362L	**1553**
STW-838H	**1553**
SUBV-32-UPVC	**1107**
SV04	**245**
SV06	**245**
SV08	**245**
SV-10L	**155**
SV10R	**1497**
SV-10S	**155**
SV12	**245**
SV-12L	**155**
SV-12S	**155**
SV13R	**1497**
SV13R/S	**1497**
SV-14S	**155**
SV-15L	**155**
SV15R	**1497**
SV15R/S	**1497**
SV-16S	**155**
SV-18L	**155**
SV19R	**1497**
SV19R/S	**1497**
SV-20S	**155**
SV-22L	**155**
SV25R	**1497**
SV25R/S	**1497**
SV-25S	**155**
SV-28L	**155**
SV-30S	**155**
SV32R	**1497**
SV32R/S	**1497**
SV-35L	**155**
SV38R	**1497**
SV38R/S	**1497**
SV-38S	**155**
SV-42L	**155**
SV50R	**1497**
SV50R/S	**1497**
SV-6L	**155**
SV-6S	**155**
SV75R/S	**1497**
SV-8L	**155**
SV-8S	**155**
SVHC12-12RP	**320**
SVHC16-16RP	**320**
SVHC24-24RP	**320**
SVHC32-32RP	**320**
SVHC4-4RP	**320**
SVHC6-6RP	**320**
SVHC8-8RP	**320**
SVHN12-12RP	**320**
SVHN16-16RP	**320**
SVHN20-20RP	**320**
SVHN24-24RP	**320**
SVHN32-32RP	**320**

Code	Page
SVHN4-4RP	**320**
SVHN6-6RP	**320**
SVHN8-8RP	**320**
SVMC-10	**884**
SW14530PBK	**1588**
SWCLT-2	**1514**
SWCLT-3	**1514**
SWCLT-4	**1514**
SWCLT-5	**1514**
SWCLT-6	**1514**
SWCRT-2	**1514**
SWCRT-3	**1514**
SWCRT-4	**1514**
SWCRT-5	**1514**
SWCRT-6	**1514**
SWE-1000	**170**
SWE-250	**170**
SWE-375	**170**
SWE-500	**170**
SWE-750	**170**
SWH	**190**
SWHR-15-38	**1452**
SWHR-15-38SB122K	**1452**
SWHR-15N-38	**1452**
SWHR-30-38	**1452**
SWHR-30-38MB222K	**1452**
SWHR-30N-38	**1452**
SWIV.13A	**1625**
SWIV.15A	**1625**
SWIV.1A	**1625**
SWIV.31A	**1625**
SWIV.3A	**1625**
SW-ST4	**1670**
SW-ST6	**1670**
SWU-1000	**170**
SWU-125	**170**
SWU-250	**170**
SWU-375	**170**
SWU-500	**170**
SWU-750	**170**
SZ-12-031025-10	**1485**
SZ-12-031025-30	**1485**
SZ-12-044019-10	**1485**
SZ-12-044025-10	**1485**
SZ-12-044032-10	**1485**
SZ-12-051038-10	**1485**
SZ-12-066025-10	**1485**
SZ-12-066025-30	**1485**
SZ-12-066032-10	**1485**
SZ-12-066045-10	**1485**
SZ-12-066045-19	**1485**
SZ-12-066045-30	**1485**
SZ-12-066052-10	**1485**
SZ-12-066052-19	**1485**
SZ-12-066052-30	**1485**
SZ-12-066060-10	**1485**
SZ-12-081065-10	**1485**
SZ-12-081065-19	**1485**
SZ-12-089065-10	**1485**
SZ-12-089065-19	**1485**
SZ-12-089070-10	**1485**
SZ-12-089075-10	**1485**
SZ-12-089075-19	**1485**
SZ-12-089080-10	**1485**
SZ-12-105090-10	**1485**
SZ-12-115100-10	**1485**
SZ-12-115100-19	**1485**
SZ-12-133100-10	**1485**
SZ-12-133110-10	**1485**
SZ-12-160150-10	**1485**
SZ-12-160150-19	**1485**
SZ-12-220205-10	**1485**
SZ-13-089075-10	**1485**
SZ-13-166050-10	**1485**
SZ-13-800050-10	**1486**
SZ-13-800075-10	**1486**
SZ-13-800100-10	**1486**
SZ-21-031050-10	**1485**
SZ-21-031075-10	**1485**
SZ-21-031100-10	**1485**
SZ-21-031100-30	**1485**
SZ-21-044100-10	**1485**
SZ-21-044125-10	**1485**
SZ-21-051150-10	**1485**
SZ-21-051200-10	**1485**
SZ-21-051200-30	**1485**
SZ-21-066100-15	**1485**
SZ-21-066150-15	**1485**
SZ-21-066200-15	**1485**
SZ-21-066200-35	**1485**
SZ-21-066250-15	**1485**
SZ-21-066250-30	**1485**
SZ-21-081200-10	**1485**
SZ-21-081200-30	**1485**
SZ-21-081250-10	**1485**
SZ-21-089200-15	**1485**
SZ-21-089250-15	**1485**
SZ-21-089300-15	**1485**
SZ-21-105300-10	**1485**
SZ-21-115400-10	**1485**
SZ-21-133400-10	**1485**
SZ-21-133450-10	**1485**
SZ-21-220800-10	**1485**
SZ-22-031100-10	**1485**
SZ-22-044100-10	**1485**
SZ-22-051150-10	**1485**
SZ-22-066125-15	**1485**
SZ-22-066150-15	**1485**
SZ-22-066200-15	**1485**
SZ-22-066200-30	**1485**
SZ-22-081250-10	**1485**
SZ-22-089250-15	**1485**
SZ-22-089300-15	**1485**
SZ-22-133400-10	**1485**
SZ-27-066200-10	**1485**
SZ-27-089300-10	**1485**
SZ-27-133400-10	**1485**
SZ-27-148500-10	**1485**
SZ-27-160600-10	**1485**
SZ-31-031000-10	**1486**
SZ-31-031000-30	**1486**
SZ-31-044000-10	**1486**
SZ-31-051000-10	**1486**
SZ-31-066000-10	**1486**
SZ-31-066000-30	**1486**
SZ-31-081000-10	**1486**
SZ-31-089000-10	**1486**
SZ-31-105000-10	**1486**
SZ-31-115000-10	**1486**
SZ-31-133000-10	**1486**
SZ-31-148000-10	**1486**
SZ-31-160000-10	**1486**
SZ-31-500089-10	**1486**
SZ-31-500133-10	**1486**
SZ-35-066044-10	**1486**
SZ-35-081066-10	**1486**
SZ-35-115089-10	**1486**
SZ-35-160133-10	**1486**
SZ-71-031031-50	**1486**
SZ-71-081051-50	**1486**
SZ-71-089066-20	**1486**
SZ-71-133066-20	**1486**
SZ-91-002031-00	**1486**
SZ-91-002031-02	**1486**
SZ-91-002044-00	**1486**
SZ-91-002044-02	**1486**
SZ-91-002051-00	**1486**
SZ-91-002051-02	**1486**
SZ-91-002066-00	**1486**
SZ-91-002066-02	**1486**
SZ-91-002066-03	**1486**
SZ-91-002081-00	**1486**
SZ-91-002081-02	**1486**
SZ-91-002089-00	**1486**
SZ-91-002089-02	**1486**
SZ-91-002115-02	**1486**
SZ-91-002133-00	**1486**
SZ-91-002133-02	**1486**
SZ-91-002148-00	**1486**
SZ-91-002160-00	**1486**
SZ-91-002220-00	**1486**
T	
T1000C1800	**634**
T1000C2800	**634**
T1000C3800	**634**
T1000C4800	**634**
T1000M0500	**634**
T10-UTL	**153**
T10-UTS	**153**
T1100C1800	**634**
T1100C2800	**634**
T-110-UPVC	**1103**
T12	**142**
T-125-UPVC	**1103**
T12-UTL	**153**
T12-UTS	**153**
T-140-UPVC	**1103**
T14-UTS	**153**
T15-UTL	**153**
T16	**142**
T-160-UPVC	**1103**
T-16-UPVC	**1103**
T16-UTS	**153**
T17150	**702**
T171BEBD	**700**
T171BEMBD	**700**
T171BFB	**702**
T171BL	**701**
T171BPA	**702**
T171BPP	**702**
T171BRMA	**701**
T171BRMB	**701**
T171BRMC	**701**
T171BRMD	**701**
T171BVEB2	**702**
T171X	**702**
T171Y	**702**
T17250	**702**
T172BAP	**702**
T172BEBD	**700**
T172BEMBB	**700**
T172BEMBD	**700**
T172BEPBDA	**701**
T172BFB	**702**
T172BL	**701**
T172BRMA	**701**
T172BRMB	**701**
T172BRMC	**701**
T172BRMD	**701**
T172BVEB2	**702**
T172X	**702**
T173BEBD	**700**
T173BEMBD	**700**
T173BEPBDA	**701**
T173BFB	**702**
T173BL	**701**
T173BRMA	**701**
T173BRMC	**701**
T173BRMD	**701**
T173BVEB2	**702**
T173Y	**702**
T1740.01	**706**
T18-UTL	**153**
T1S-11-303	**405**
T1T-10	**405**
T1T-10-303	**405**
T-200-UPVC	**1103**
T20C1800	**633**
T20C2800	**633**
T20C3800	**633**
T20C4800	**633**
T20M0500	**633**
T-20-UPVC	**1103**
T20-UTS	**153**
T224.32.11.1	**609**
T224.32.11.11	**609**
T224.32.8.1	**569**
T224.32.9.1/2	**569**
T224.32.9/2	**569**
T224.32.9/3	**569**
T224.52.11.1	**610**
T224.52.11.11	**610**
T224.52.9.1/2	**572**
T224.52.9/1	**572**
T224.52.9/2	**572**
T224.52.9/3	**572**
T224.53.31.11.11	**610**
T224.53.31.9.1/2	**574**
T224.53.31.9.1/3	**574**
T224.53.31.9/2	**574**
T224.53.31.9/3	**574**
T224.53.32.11.11	**610**
T224.53.32.9.1/2	**574**
T224.53.32.9/2	**574**
T-225-UPVC	**1103**
T228.32.0.1	**569**
T228.32.11.1	**609**
T228.32.11.11	**609**
T228.32.2.1	**569**
T228.32.2.1/1	**569**
T228.32.2.1/2	**569**
T228.32.6.1/2	**569**
T228.32.6.1/3	**569**
T228.32.6.25	**569**
T228.32.6.27	**569**
T228.32.6.28	**569**
T228.32.9/2	**569**
T228.52.1.1	**572**
T228.52.11.1	**610**
T228.52.11.11	**610**
T228.52.2.1/2	**572**
T228.52.55/2	**572**
T228.52.6.25	**572**
T228.52.6.27	**572**
T228.52.6.28	**572**
T228.52.9.1/3	**572**
T228.52.9/1	**572**
T228.52.9/2	**572**
T228.53.31.9/2	**574**
T228.53.32.9.1/1	**574**
T228.53.32.9.1/2	**574**
T228.53.32.9/2	**574**
T22-UTL	**153**
T24	**142**
T-25-UPVC	**1103**
T25-UTS	**153**
T28-UTL	**153**
T2S-15-303	**405**
T2S-16-303	**405**
T2T-15-303	**405**
T2T-16	**405**
T3010-1	**978**
T3010-112	**978**
T3010-114	**978**
T3010-12	**978**
T3010-2	**978**
T3010-34	**978**
T3020 09	**978**
T30-UTS	**153**
T-32-UPVC	**1103**
T35-UTL	**153**
T38-UTS	**153**
T3S-20-303	**405**
T3T-21	**405**
T4	**142**
T401A215A	**418**
T401A251A	**418**
T401A251C	**418**
T401F215A	**418**
T401F215C	**418**
T401F251A	**418**
T401F251C	**418**
T-40-UPVC	**1103**
T424.00	**599**
T424.01	**599**
T424.52.0.1.E.M2	**598**
T42-UTL	**153**
T488.01	**599**
T488.32.11.1	**609**
T488.32.11.11	**609**
T488.52.0.0.M2	**598**
T488.52.0.1.M2	**598**
T488.52.0.12E.M2	**598**
T488.52.0.1E.M2	**598**
T488.52.11.1	**610**
T488.52.11.11	**610**
T488.53.31.11.11	**610**
T4T-25	**405**
T5	**142**
T50P0004	**864**
T50P0006	**864**
T50P0008	**864**
T50P0010	**864**
T50P0012	**864**
T-50-UPVC	**1103**
T6	**142**
T60C2890	**633**
T60C3890	**633**
T60C4890	**633**
T60C6890	**633**

Code	Page
T60C8890	**633**
T633.4/025X10	**1433**
T633.4/025X40	**1433**
T633.4/032X40	**1433**
T633.4/038X10	**1433**
T633.4/038X40	**1433**
T-63-UPVC	**1103**
T64T-4GB-P1N	**685**
T65C1800	**633**
T65C2800	**633**
T68C-6GB-B2N	**685**
T6T-31	**405**
T6-UTL	**153**
T6-UTS	**153**
T70C1800	**634**
T70C2800	**634**
T70C3800	**634**
T70C4800	**634**
T-75-UPVC	**1103**
T8	**142**
T82T-2GA-B1N	**687**
T84T-3GA-B1N	**687**
T84T-4GA-B1N	**687**
T850-175	**1513**
T850-200	**1513**
T850-250	**1513**
T850-300	**1513**
T850-350	**1513**
T850-400	**1513**
T850-500	**1513**
T850-550	**1513**
T850-600	**1513**
T850-650	**1513**
T850-800	**1513**
T850-850	**1513**
T8-UTL	**153**
T8-UTS	**153**
T-90-UPVC	**1103**
TA10	**1173**
TA13	**1173**
TA17	**1173**
TA21	**1173**
TA26	**1173**
TA33	**1173**
TABLE-D-112	**1195**
TABLE-D-4	**1195**
TABLE-E-1	**1195**
TABLE-E-112	**1195**
TABLE-E-2	**1195**
TABLE-E-3	**1195**
TAC110401	**1729**
TAC110601	**1729**
TAC111001	**1729**
TAC111201	**1729**
TAC111301	**1729**
TAC14F	**329**
TAC14HT	**329**
TAC14M	**329**
TAC16HL133	**1734**
TAC190501	**1729**
TAC2131151	**1729**
TAC31041	**1729**
TAC32041	**1729**
TAC38F	**329**
TAC38HT	**329**
TAC38M	**329**
TAC51051	**1730**
TAC51118B	**1730**
TAC516HT	**329**
TACSD0065	**1729**
TACSD0195	**1729**
TACSD30136	**1736**
TACSD30186	**1736**
TACSD30256	**1736**
TACSD30266	**1736**
TACSD30336	**1736**
TACSD3091	**1734**
TACSD3165	**1729**
TACSD5051	**1729**
TACSE0051	**1734**
TACSH1121	**1730**
TAP14F	**329**
TAP14HT	**329**
TAP14M	**329**
TAP38F	**329**
TAP38HT	**329**
TAP38M	**329**
TAP516HT	**329**
TAPE	**1391**
TAPS14F	**329**
TAPS14HT	**329**
TAPS14M	**329**
TAPS38F	**329**
TAPS38HT	**329**
TAPS38M	**329**
TAPS516HT	**329**
TB05	**1173**
TB10	**1173**
TB13	**1173**
TB17	**1173**
TB1S-10	**405**
TB1S-11	**405**
TB1T-10	**405**
TB1T-11	**405**
TB21	**1173**
TB26	**1173**
TB2S-15	**405**
TB2S-16	**405**
TB2T-15	**405**
TB2T-16	**405**
TB33	**1173**
TB3S-20	**405**
TB3S-21	**405**
TB3T-20	**405**
TB3T-21	**405**
TB4S-25	**405**
TB4S-26	**405**
TB4T-25	**405**
TB4T-26	**405**
TB6S-30	**405**
TB6S-31	**405**
TB6T-30	**405**
TB6T-31	**405**
TBAR2	**1480**
TBAR3	**1480**
TBAR4	**1480**
TBF-EVO100-C12	**421**
TBF-EVO100-C38	**421**
TBF-EVO105-C12	**421**
TBF-EVO105-C38	**421**
TBF-EVO110-C12	**421**
TBF-EVO110-C38	**421**
TBF-EVO125-C12	**421**
TBF-EVO125-C38	**421**
TBF-EVO25-C12	**421**
TBF-EVO25-C38	**421**
TBF-EVO35-C12	**421**
TBF-EVO35-C38	**421**
TBF-EVO45-C12	**421**
TBF-EVO45-C38	**421**
TBF-EVO50-C12	**421**
TBF-EVO50-C38	**421**
TBF-EVO55-C12	**421**
TBF-EVO55-C38	**421**
TBF-EVO60-C12	**421**
TBF-EVO60-C38	**421**
TBF-EVO65-C12	**421**
TBF-EVO65-C38	**421**
TBF-EVO70-C12	**421**
TBF-EVO70-C38	**421**
TBF-EVO75-C12	**421**
TBF-EVO75-C38	**421**
TBF-EVO80-C12	**421**
TBF-EVO80-C38	**421**
TBF-EVO85-C12	**421**
TBF-EVO85-C38	**421**
TBF-EVO90-C12	**421**
TBF-EVO90-C38	**421**
TBF-EVO95-C12	**421**
TBF-EVO95-C38	**421**
TC10	**1173**
TC-10-114-UPVC	**1107**
TC13	**1173**
TC17	**1173**
TC21	**1173**
TC26	**1173**
TC-32-1-UPVC	**1107**
TC33	**1173**
TC93-112-ABS	**1098**
TC93-112-UPVC	**1111**
TC93-114-ABS	**1098**
TC93-114-UPVC	**1111**
TC93-12-ABS	**1098**
TC93-12-UPVC	**1111**
TC93-1-ABS	**1098**
TC93-1-UPVC	**1111**
TC93-212-ABS	**1098**
TC93-212-UPVC	**1111**
TC93-2-ABS	**1098**
TC93-2-UPVC	**1111**
TC93-34-ABS	**1098**
TC93-34-UPVC	**1111**
TC93-3-ABS	**1098**
TC93-3-UPVC	**1111**
TC93-4-ABS	**1098**
TC93-4-UPVC	**1111**
TCM5	**1173**
TCS100	**435**
TCS100-KIT	**435**
TCS60	**435**
TCSBSP112	**1436**
TCSBSP2	**1436**
TCSBSP3	**1436**
TCSBSP4	**1436**
TCSHT1	**1436**
TCSHT112	**1436**
TCSHT114	**1436**
TCSHT2	**1436**
TCSHT212	**1436**
TCSHT3	**1436**
TCSHT4	**1436**
TCSHT6	**1436**
TCSHT8	**1436**
TCUT0001	**905**
TCUT0101	**905**
TD10	**1173**
TD13	**1173**
TD17	**1173**
TD21	**1173**
TD26	**1173**
TD33	**1173**
TDG16C05	**1725**
TE-1000	**312**
TE-1000 RF	**312**
TE-10000-PSN	**316**
TE-10000-PSV	**316**
TE-10010	**315**
TE-10010 V	**315**
TE-10011	**315**
TE-10016	**316**
TE-10020	**315**
TE-10020 RV	**315**
TE-10020 UV	**315**
TE-10020 V	**315**
TE-10021	**315**
TE-10026	**316**
TE-1100	**386**
TE-1100 A	**386**
TE-11006	**386**
TE-11410	**386**
TE12	**1207**
TE-125	**316**
TE-1300	**387**
TE-1300 A	**387**
TE-1300 B	**387**
TE-1300 V	**387**
TE-13010	**387**
TE-13210	**387**
TE-1325	**387**
TE-13410	**387**
TE14	**1207**
TE-15010	**316**
TE-15010 UV	**316**
TE-15010 V	**316**
TE-15010 VUV	**316**
TE-15020	**316**
TE-15020 UV	**316**
TE-15020 V	**316**
TE18	**1207**
TE-1800	**388**
TE-1800 A	**388**
TE-1800 B	**388**
TE-1800 C	**388**
TE-18008	**388**
TE-18110	**388**
TE-18210	**388**
TE-18220	**388**
TE-18405	**388**
TE-18410	**388**
TE-18420	**388**
TE-2310	**313**
TE-2310 UV	**313**
TE-2310 V	**313**
TE-2320	**313**
TE-2320 UV	**313**
TE-2320 V	**313**
TE-250	**312**
TE-2500-PSN	**316**
TE-2510	**313**
TE-2510 RV	**313**
TE-2510 UV	**313**
TE-2510 V	**313**
TE-2516	**316**
TE-2520	**313**
TE-2520 RV	**313**
TE-2520 UV	**313**
TE-2520 V	**313**
TE-2526	**316**
TE316	**1207**
TE34	**1207**
TE38	**1207**
TE-3800-PSN	**316**
TE-3800-PSV	**316**
TE-3810	**314**
TE-3810 H	**314**
TE-3810 HV	**314**
TE-3810 RV	**314**
TE-3810 UV	**314**
TE-3810 V	**314**
TE-3811	**314**
TE-3811 V	**314**
TE-3816	**316**
TE-3820	**314**
TE-3820 RUV	**314**
TE-3820 RV	**314**
TE-3820 UV	**314**
TE-3820 V	**314**
TE-3821	**314**
TE-3821 RV	**314**
TE-3821 V	**314**
TE-3826	**316**
TE43-112-ABS	**1097**
TE43-112-UPVC	**1109**
TE43-114-ABS	**1097**
TE43-114-UPVC	**1109**
TE43-12-ABS	**1097**
TE43-12-UPVC	**1109**
TE43-1-ABS	**1097**
TE43-1-UPVC	**1109**
TE43-212-ABS	**1097**
TE43-212-UPVC	**1109**
TE43-2-ABS	**1097**
TE43-2-UPVC	**1109**
TE43-34-ABS	**1097**
TE43-34-UPVC	**1109**
TE43-3-ABS	**1097**
TE43-3-UPVC	**1109**
TE43-4-ABS	**1097**
TE43-4-UPVC	**1109**
TE43-5-ABS	**1097**
TE43-5-UPVC	**1109**
TE43-6-ABS	**1097**
TE43-6-UPVC	**1109**
TE43-8-UPVC	**1109**
TE-45-110-UPVC	**1102**
TE-45-16-UPVC	**1102**
TE-45-20-UPVC	**1102**
TE-45-25-UPVC	**1102**
TE-45-32-UPVC	**1102**
TE-45-40-UPVC	**1102**
TE-45-50-UPVC	**1102**
TE-45-63-UPVC	**1102**
TE-45-75-UPVC	**1102**
TE-500	**312**
TE-500 B	**312**
TE-5000-PSN	**316**
TE-5000-PSV	**316**
TE-5010	**314**
TE-5010 RV	**314**
TE-5010 UV	**314**

Code	Page
TE-5010 V	**314**
TE-5011	**314**
TE-5011 RV	**314**
TE-5011 V	**314**
TE-5016	**316**
TE-5020	**314**
TE-5020 RV	**314**
TE-5020 UV	**314**
TE-5020 V	**314**
TE-5021	**314**
TE-5021 RV	**314**
TE-5021 V	**314**
TE-5026	**316**
TE516	**1207**
TE-750	**312**
TE-750 RF	**312**
TE-7500-PSN	**316**
TE-7500-PSV	**316**
TE-7510	**315**
TE-7510 RV	**315**
TE-7510 UV	**315**
TE-7510 V	**315**
TE-7510 VUV	**315**
TE-7511	**315**
TE-7511 V	**315**
TE-7516	**316**
TE-7520	**315**
TE-7520 S	**315**
TE-7520 UV	**315**
TE-7520 V	**315**
TE-7521	**315**
TE-7521 V	**315**
TE-7526	**316**
TE-90-16-UPVC	**1102**
TE-90-20-UPVC	**1102**
TE-90-25-UPVC	**1102**
TE-90-32-UPVC	**1102**
TE-90-40-UPVC	**1102**
TE-90-50-UPVC	**1102**
TE-90-63-UPVC	**1102**
TE-90-75-UPVC	**1102**
TEMBVFF-1/2	**927**
TEMBVFF-1/4	**927**
TEMBVFF-3/8	**927**
TEMBVMF-1/2	**927**
TEMBVMF-1/4	**927**
TEMBVMF-3/8	**927**
TERR-80.06-2	**1558**
TERR-80.10-2	**1558**
TERR-80.13-2	**1558**
TERR-80.16-2	**1558**
TERR-80.19-2	**1558**
TERR-80.25-2	**1558**
TERR-80.28-2	**1558**
TERR-80.38-3	**1558**
TERR-81.06-2	**1558**
TERR-81.10-2	**1558**
TERR-81.16-2	**1558**
TERR-81.19-2	**1558**
TERR-81.25-2	**1558**
TERR-81.38-3	**1558**
TERR-90.02-2	**1558**
TE-TFF10021	**312**
TE-TFF5010	**312**
TE-TFF5020	**312**
TE-TFF7510	**312**
TE-TFF7520	**312**
TE-TIF2510	**313**
TE-TIF2520	**313**
TE-TIF3810	**313**
TE-TIF3810-50	**313**
TE-TIF3811	**313**
TE-TIF3820	**313**
TE-TIF3820-50	**313**
TE-TIF3821	**313**
TE-TIF5010	**313**
TE-TIF5010 75	**313**
TE-TIF5011	**313**
TE-TIF5020	**313**
TE-TIF5020 75	**313**
TE-TIF5021	**313**
TF1010QLBP2HG24A	**251**
TF310QLBP2EG121	**251**
TF610QLBP2EG203	**251**
TF810QLBP2EG243	**251**
TFM01VG10	**439**
TFM01VL4	**439**
TFM02VG16	**439**
TFM02VL7	**439**
TFM03VG40	**439**
TFM03VL18	**439**
TFM04VG60	**439**
TFM05VG160	**439**
TFM05VL70	**439**
TFM06VG250	**439**
TFM07VG350	**439**
TFM07VL150	**439**
TFM08VG250	**439**
TFM09VG350	**439**
TFM10VG400	**439**
TFM10VL220	**439**
TFM11VG500	**439**
TFM11VL300	**439**
TFM12VG600	**439**
TFM12VL360	**439**
TFM13VG850	**439**
TFM13VL450	**439**
TFM14VG1200	**439**
TFM14VL550	**439**
TFM15VG1400	**439**
TFM15VL750	**439**
TG04BOX	**1763**
TG-3	**1721**
TG-4	**1721**
TG5121806	**1731**
TG5126101	**1731**
THKTAC01120	**1738**
THKTHP21426	**1737**
THL013AAA2	**1740**
THMFK0156	**1731**
THP10104132	**316**
THP10104172	**316**
THP1020413	**316**
THP1020417	**316**
THP15104132	**316**
THP1520413	**316**
THP16	**316**
THPTCS71621	**1738**
THT-10	**1144**
THT101066	**1734**
THT101086	**1734**
THT101106	**1734**
THT101126	**1734**
THT1022121	**1739**
THT1022122	**1739**
THT102286	**1739**
THT1023121	**1739**
THT102386	**1739**
THT1024121	**1739**
THT102486	**1739**
THT102RK061	**1739**
THT10309328	**1734**
THT106126	**1738**
THT106146	**1738**
THT1061826	**1737**
THT1061836	**1737**
THT106191	**1737**
THT106291	**1737**
THT106292	**1737**
THT106386	**1738**
THT106391	**1737**
THT10701	**1740**
THT111051	**1741**
THT113146	**1732**
THT113246	**1732**
THT113426	**1731**
THT11386	**1732**
THT115102	**1731**
THT115242	**1731**
THT115362	**1731**
THT11561	**1731**
THT121251	**1738**
THT-13	**1144**
THT13141	**1740**
THT13161	**1740**
THT1320502	**1740**
THT1320801	**1740**
THT1321401	**1740**
THT141451	**1738**
THT15101	**1733**
THT16241	**1741**
THT16P1011	**1741**
THT16P2031	**1741**
THT170806	**1734**
THT171102	**1734**
THT171142	**1734**
THT171186	**1734**
THT171206	**1734**
THT171246	**1734**
THT171366	**1734**
THT171486	**1734**
THT172011	**1734**
THT172021	**1734**
THT191001	**1733**
THT191002	**1733**
THT210706S	**1733**
THT210806	**1733**
THT210906S	**1733**
THT220606	**1733**
THT220806S	**1733**
THT22386	**1734**
THT230706	**1733**
THT24616	**1733**
THT250201	**1735**
THT250606	**1735**
THT250608	**1735**
THT250610	**1735**
THT250618	**1735**
THT250726	**1735**
THT25616	**1731**
THT260606	**1733**
THT281006	**1733**
THT28101	**1733**
THT2881	**1733**
THT290801	**1733**
THT2K0301S	**1733**
THT32105	**1730**
THT41K0401	**1732**
THT421441	**1738**
THT431482	**1732**
THT-5	**1144**
THT513613	**1731**
THT522106	**1731**
THT523106	**1731**
THT53321	**1731**
THT53351	**1731**
THT53422	**1731**
THT54106	**1730**
THT54166	**1730**
THT55206D	**1730**
THT59126	**1730**
THT59126B	**1730**
THT-6	**1144**
THT6146	**1740**
THT6186	**1740**
THT7143166	**1732**
THT715006	**1732**
THT7215006	**1732**
THT74246	**1732**
THT750416	**1732**
THT761616	**1732**
THT77406	**1732**
THT79021	**1732**
THT-8	**1144**
THT91462	**1730**
THT918516	**1730**
THT92102	**1730**
THTGTS8200	**1735**
THTIS4100	**1736**
THTIS5125	**1736**
THTIS566	**1736**
THTST12131	**1738**
THTST12211	**1738**
THTST12321	**1738**
THV-06L-2EO-WDS	**163**
THV-06S-4EO-WDS	**163**
THV-08L-4EO-WDS	**163**
THV-08S-4EO-WDS	**163**
THV-10L-4EO-WDS	**163**
THV-10S-4EO-WDS	**163**
THV-10S-6EO-WDS	**163**
THV-12L-4EO-WDS	**163**
THV-12L-6EO-WDS	**163**
THV-12S-6EO-WDS	**163**
THV-14S-8EO-WDS	**163**
THV-15L-8EO-WDS	**163**
THV-16S-8EO-WDS	**163**
THV-18L-8EO-WDS	**163**
THV-20S-12EO-WDS	**163**
THV-22L-12EO-WDS	**163**
THV-25S-16EO-WDS	**163**
THV-28L-16EO-WDS	**163**
THV-30S-20EO-WDS	**163**
THV-35L-20EO-WDS	**163**
THV-38S-24EO-WDS	**163**
THV-42L-24EO-WDS	**163**
THV-4LL-2EO-WDS	**163**
THV-6LL-2EO-WDS	**163**
THV-8LL-2EO-WDS	**163**
THWS010901	**1679**
TI10	**1173**
TI13	**1173**
TI17	**1173**
TI21	**1173**
TI26	**1173**
TI33	**1173**
TIGERTAIL-51-15	**1415**
TIM5	**1173**
TKL05	**1173**
TKL10	**1173**
TKL13	**1173**
TKL17	**1173**
TKL21	**1173**
TKL26	**1173**
TKL33	**1173**
TM-A	**190**
TM-A/B1	**190**
TM-A/B1SSVISITEC	**192**
TM-A/B1VISITEC	**192**
TM-B2	**190**
TM-B2-SS	**190**
TM-C1	**190**
TM-C1-SS	**190**
TM-C4	**190**
TM-C4-SS	**190**
TMT126031	**1739**
TMT126052	**1739**
TMT126101	**1739**
TMT20605M	**1740**
TMT21005M	**1740**
TMT321501	**1739**
TMT322001	**1739**
TNI02	**1200**
TNI03	**1200**
TNI04	**1200**
TNI05	**1200**
TNI06	**1200**
TNI08	**1200**
TNI10	**1200**
TNI12	**1200**
TNM04	**1197**
TNM05	**1197**
TNM06	**1197**
TNM08	**1197**
TNM10	**1197**
TNM12	**1197**
TNM15	**1197**
TNM16	**1197**
TNM22	**1197**
TNM28	**1197**
TO06NP	**1174**
TOOL-196506	**1679**
TOOL-196536	**1714**
TOOL-244973	**1679**
TOOL-371756	**1679**
TOOL-394989	**1679**
TOOL-580420	**1714**
TOOL-598438	**1679**
TOOL-630070	**1683**
TOOL-633595	**1683**
TOOL-656601	**1679**
TOOL-675108	**1683**
TOOL-719788	**1683**
TOOL-763556	**1714**
TOOL-783124	**1714**
TOOL-793753	**1679**
TOOL-868552	**1680**
TOOL-868573	**1679**
TOOL-868593	**1683**
TPG1H07	**1725**

Code	Page
TPG3H07	**1725**
TPG4H01	**1725**
TPM12T	**889**
TPM16T	**889**
TPM22T	**889**
TPR110QLBP2EG12E	**251**
TPR510QLBP2E2G20	**251**
TPR710QLBP2E2G24	**251**
TPTFE-04/025-10M	**909**
TPTFE-04/025-30M	**909**
TPTFE-06/040-10M	**909**
TPTFE-06/040-30M	**909**
TPTFE-08/060-10M	**909**
TPTFE-08/060-30M	**909**
TPTFE-10/080-10M	**909**
TPTFE-10/080-30M	**909**
TPTFE-12/010-10M	**909**
TPTFE-12/010-30M	**909**
TR-10-10-6L	**155**
TR-10-12-10L	**155**
TR-10-15-10L	**155**
TR-10-6-10L	**155**
TR-10-6-10S	**155**
TR-10-8-10L	**155**
TR-10-8-10S	**155**
TR-11050-UPVC	**1103**
TR-11075-UPVC	**1103**
TR-11090-UPVC	**1103**
TR-12-10-10L	**155**
TR-12-10-12L	**155**
TR-12-10-12S	**155**
TR-12-12-10L	**155**
TR-12-15-12L	**155**
TR-12-16-12S	**155**
TR-12-18-12L	**155**
TR-125110-UPVC	**1103**
TR-12563-UPVC	**1103**
TR-12575-UPVC	**1103**
TR-12590-UPVC	**1103**
TR-12-6-12L	**155**
TR-12-6-12S	**155**
TR-12-8-12L	**155**
TR-12-8-12S	**155**
TR-12-8-8L	**155**
TR-12-8-8S	**155**
TR-140110-UPVC	**1103**
TR-140125-UPVC	**1103**
TR-14075-UPVC	**1103**
TR-14090-UPVC	**1103**
TR-14-10-14S	**155**
TR-14-8-14S	**155**
TR-15-10-15L	**155**
TR-15-12-12L	**155**
TR-15-12-15L	**155**
TR-15-15-12L	**155**
TR-15-6-15L	**155**
TR-160110-UPVC	**1103**
TR-160125-UPVC	**1103**
TR-160140-UPVC	**1103**
TR-16090-UPVC	**1103**
TR-16-10-16S	**155**
TR-16-12-16S	**155**
TR-16-14-16S	**155**
TR-16-20-16S	**155**
TR-16-6-16S	**155**
TR-16-8-16S	**155**
TR-18-10-10L	**155**
TR-18-10-18L	**155**
TR-18-12-18L	**155**
TR-18-15-18L	**155**
TR-18-18-10L	**155**
TR-20-10-20S	**155**
TR-20-12-20S	**155**
TR-20-14-20S	**155**
TR-20-16-20S	**155**
TR-2016-UPVC	**1103**
TR-20-25-20S	**155**
TR-20-8-20S	**155**
TR-22-10-22L	**155**
TR-22-12-22L	**155**
TR-22-15-15L	**155**
TR-22-15-22L	**155**
TR-22-18-18L	**155**
TR-22-18-22L	**155**
TR-22-22-18L	**155**
TR-25-10-25S	**155**
TR-25-12-25S	**155**
TR-25-14-25S	**155**
TR-25-16-25S	**155**
TR-2516-UPVC	**1103**
TR-25-20-25S	**155**
TR-2520-UPVC	**1103**
TR-25-30-25S	**155**
TR-28-10-28L	**155**
TR-28-12-28L	**155**
TR-28-15-28L	**155**
TR-28-18-28L	**155**
TR-28-22-22L	**155**
TR-28-22-28L	**155**
TR-28-35-28L	**155**
TR-30-12-30S	**155**
TR-30-16-30S	**155**
TR-30-20-30S	**155**
TR-30-25-30S	**155**
TR-30-38-30S	**155**
TR-3216-UPVC	**1103**
TR-3220-UPVC	**1103**
TR-3225-UPVC	**1103**
TR-35-12-35L	**155**
TR-35-15-35L	**155**
TR-35-18-35L	**155**
TR-35-22-35L	**155**
TR-35-28-35L	**155**
TR-35-42-35L	**155**
TR-38-16-38S	**155**
TR-38-20-38S	**155**
TR-38-25-38S	**155**
TR-38-30-38S	**155**
TR-4016-UPVC	**1103**
TR-4025-UPVC	**1103**
TR-42-15-42L	**155**
TR-42-18-42L	**155**
TR-42-22-42L	**155**
TR-42-28-42L	**155**
TR-42-35-42L	**155**
TR-5020-UPVC	**1103**
TR-5025-UPVC	**1103**
TR-5032-UPVC	**1103**
TR-5040-UPVC	**1103**
TR-6-10-6L	**155**
TR-6325-UPVC	**1103**
TR-6332-UPVC	**1103**
TR-6340-UPVC	**1103**
TR-6350-UPVC	**1103**
TR-6-8-6L	**155**
TR-7532-UPVC	**1103**
TR-7540-UPVC	**1103**
TR-7550-UPVC	**1103**
TR-7563-UPVC	**1103**
TR-8-10-8L	**155**
TR-8-12-8L	**155**
TR-8-6-8L	**155**
TR-8-6-8S	**155**
TR-9040-UPVC	**1103**
TR-9050-UPVC	**1103**
TR-9063-UPVC	**1103**
TR-9075-UPVC	**1103**
TRI-092856	**1432**
TRI-092872	**1432**
TRI-100236	**1432**
TRI-100284	**1432**
TRI-145571	**1432**
TRI-145597	**1432**
TRI-145655	**1432**
TRI-145671	**1432**
TRICO12	**1422**
TRICO12-100M	**1422**
TRICO19	**1422**
TRICO19-100	**1422**
TRICO25	**1422**
TRICO25-100	**1422**
TS 10 L	**133**
TS 10 S	**133**
TS 12 L	**133**
TS 12 S	**133**
TS 14 S	**133**
TS 15 L	**133**
TS 16 S	**133**
TS 18 L	**133**
TS 20 S	**133**
TS 22 L	**133**
TS 25 S	**133**
TS 28 L	**133**
TS 30 S	**133**
TS 35 L	**133**
TS 38 S	**133**
TS 42 L	**133**
TS 6 L	**133**
TS 6 S	**133**
TS 8 L	**133**
TS 8 S	**133**
TS11-A/B1	**190**
TS11-A/B1-SS	**190**
TS11-A/B2	**190**
TS11-A/B2-SS	**190**
TS14-A/B1	**190**
TS14-A/B1-SS	**190**
TS14-A/B2	**190**
TS14-A/B2-SS	**190**
TSC06CS	**293**
TSC06CS-V	**293**
TSC08CS	**293**
TSC08CS-V	**293**
TS-C1	**190**
TSC12CS	**293**
TSC12CS-V	**293**
TSC16CS	**293**
TSC16CS-V	**293**
TS-C1-SS	**190**
TS-C2	**190**
TS-C2-SS	**190**
TSI250S	**842**
TSI312S	**842**
TSI375S	**842**
TSM 1	**954**
TSM 2	**954**
TSM 3	**954**
TSM 4	**954**
TSM 5	**954**
TSM10N	**880**
TSM15N	**880**
TSM22N	**880**
TSM28N	**880**
TSO-110-4-UPVC	**1101**
TSO-125-5-UPVC	**1101**
TSO-16-38-UPVC	**1101**
TSO-20-12-UPVC	**1101**
TSO-25-34-UPVC	**1101**
TSO-32-1-UPVC	**1101**
TSO-40-114-UPVC	**1101**
TSO-50-112-UPVC	**1101**
TSO-63-2-UPVC	**1101**
TSO-75-212-UPVC	**1101**
TSO-90-3-UPVC	**1101**
TSP06CS	**293**
TSP06CS-V	**293**
TSP08CS	**293**
TSP08CS-V	**293**
TSP12101	**1741**
TSP12CS	**293**
TSP12CS-V	**293**
TSP16CS	**293**
TSP16CS-V	**293**
TST-04/020	**909**
TST-06/040	**909**
TST-08/050	**909**
TST-10/080	**909**
TST-12/080	**909**
TT1	**1169**
TT12	**1169**
TT14	**1169**
TT18	**1169**
TT34	**1169**
TT38	**1169**
TT3T	**889**
TTE-08-10	**255**
TTE-08-10-A	**255**
TTE-08-25	**255**
TTE-12-10	**255**
TTE-12-10-A	**255**
TTE-12-25	**255**
TTE-16-10	**255**
TTE-16-10-A	**255**
TTE-16-25	**255**
TTE-20-10	**255**
TTE-20-10-A	**255**
TTE-20-25	**255**
TTF-08B-10	**255**
TTF-08B-25	**255**
TTF-12B-10	**255**
TTF-12B-25	**255**
TTF-16B-10	**255**
TTF-16B-25	**255**
TTF-20B-10	**255**
TTF-20B-25	**255**
TTF-SK-08	**255**
TTF-SK-12	**255**
TTF-SK-16	**255**
TTF-SK-20	**255**
TTH-BLUE	**1749**
TTH-GREY	**1749**
TTH-RED	**1749**
TV10/10/6L	**124**
TV10/10/6S	**124**
TV10/10/8L	**124**
TV10/10/8S	**124**
TV10L	**124**
TV10S	**124**
TV12/12/10L	**124**
TV12/12/10S	**124**
TV12/12/15L	**124**
TV12/12/6L	**124**
TV12/12/6S	**124**
TV12/12/8L	**124**
TV12/12/8S	**124**
TV12L	**124**
TV12S	**124**
TV14/14/10S	**124**
TV14/14/12S	**124**
TV14/14/6S	**124**
TV14/14/8S	**124**
TV14S	**124**
TV15/12/12L	**124**
TV15/15/10L	**124**
TV15/15/12L	**124**
TV15/15/6L	**124**
TV15/15/8L	**124**
TV15L	**124**
TV16/16/10S	**124**
TV16/16/12S	**124**
TV16/16/14S	**124**
TV16/16/6S	**124**
TV16/16/8S	**124**
TV16S	**124**
TV18/18/10L	**124**
TV18/18/12L	**124**
TV18/18/15L	**124**
TV18/18/6L	**124**
TV18/18/8L	**124**
TV18L	**124**
TV20/20/10S	**124**
TV20/20/12S	**124**
TV20/20/14S	**124**
TV20/20/16S	**124**
TV20/20/6S	**124**
TV20/20/8S	**124**
TV20S	**124**
TV22/22/10L	**124**
TV22/22/12L	**124**
TV22/22/15L	**124**
TV22/22/18L	**124**
TV22/22/8L	**124**
TV22L	**124**
TV25/25/10S	**124**
TV25/25/12S	**124**
TV25/25/14S	**124**
TV25/25/16S	**124**
TV25/25/20S	**124**
TV25/25/8S	**124**
TV25S	**124**
TV28/28/10L	**124**
TV28/28/12L	**124**
TV28/28/15L	**124**
TV28/28/18L	**124**
TV28/28/22L	**124**
TV28L	**124**
TV30/30/12S	**124**
TV30/30/14S	**124**
TV30/30/16S	**124**
TV30/30/20S	**124**

Code	Page
TV30/30/25S	**124**
TV30S	**124**
TV35/35/15L	**124**
TV35/35/18L	**124**
TV35/35/22L	**124**
TV35/35/28L	**124**
TV35L	**124**
TV38/38/10S	**124**
TV38/38/16S	**124**
TV38/38/20S	**124**
TV38/38/25S	**124**
TV38/38/30S	**124**
TV38S	**124**
TV42/42/15L	**124**
TV42/42/18L	**124**
TV42/42/22L	**124**
TV42/42/35L	**124**
TV42L	**124**
TV4LL	**124**
TV6L	**124**
TV6LL	**124**
TV6S	**124**
TV8/8/6L	**124**
TV8/8/6S	**124**
TV8L	**124**
TV8LL	**124**
TV8S	**124**
TVI-2	**1113**
TVR-20B	**435**
TWIN10656RY	**899**
TWIN12806RY	**899**
TWIN80505RY	**899**
TWV10L	**136**
TWV12L	**136**
TWV8L	**136**
TY-16-UPVC	**1103**
TY-20-UPVC	**1103**
TY-25-UPVC	**1103**
TY-32-UPVC	**1103**
TY-40-UPVC	**1103**
TY43-112-UPVC	**1109**
TY43-114-ABS	**1097**
TY43-114-UPVC	**1109**
TY43-12-ABS	**1097**
TY43-12-UPVC	**1109**
TY43-1-ABS	**1097**
TY43-1-UPVC	**1109**
TY43-2-ABS	**1097**
TY43-2-UPVC	**1109**
TY43-34-ABS	**1097**
TY43-34-UPVC	**1109**
TY-50-UPVC	**1103**
TY-63-UPVC	**1103**
TZLD100	**435**
TZLD300	**435**
U	
U 12/16	**510**
U 160/200	**510**
U 20	**510**
U 25/32	**510**
U 40	**510**
U 41 125	**510**
U 50/63	**510**
U 80/100	**510**
U-10	**175**
U-1000	**168**
U-10-125	**168**
U-10-250	**168**
U-10-312	**168**
U-10-375	**168**
U-110-UPVC	**1104**
U-12	**175**
U-12-312	**168**
U-12-375	**168**
U-125	**168**
U-12-500	**168**
U-15	**175**
U-15-500	**168**
U-16	**175**
U-16-UPVC	**1104**
U-18	**175**
U-187	**168**
U-18-750	**168**
U-20-1000	**168**
U-20-500	**168**
U-20-FT	**175**
U-20-UPVC	**1104**
U-22	**175**
U-25	**175**
U-250	**168**
U-25-1000	**168**
U25-N6	**760**
U25-S3	**760**
U-25-UPVC	**1104**
U25-W3	**760**
U-3	**175**
U30-N6	**760**
U30-S3	**760**
U30-W3	**760**
U-312	**168**
U-3-125	**168**
U-32-UPVC	**1104**
U-375	**168**
U-4	**175**
U-40-UPVC	**1104**
U-4-125	**168**
U-4-250	**168**
U45-N6	**760**
U45-S3	**760**
U45-W3	**760**
U-500	**168**
U-50-UPVC	**1104**
U55-N6	**760**
U55-S3	**760**
U55-W3	**760**
U-6	**175**
U-6-125	**168**
U-625	**168**
U-6-250	**168**
U-6-312	**168**
U-63-UPVC	**1104**
U65-N6	**760**
U65-S3	**760**
U65-W3	**760**
U71	**596**
U72	**596**
U73	**596**
U74	**596**
U-750	**168**
U75-N6	**760**
U75-S3	**760**
U-75-UPVC	**1104**
U75-W3	**760**
U76	**596**
U77	**596**
U780280	**1514**
U780320	**1514**
U780350	**1514**
U780380	**1514**
U780410	**1514**
U780430	**1514**
U780450	**1514**
U780480	**1514**
U780510	**1514**
U780540	**1514**
U780580	**1514**
U780600	**1514**
U780640	**1514**
U780670	**1514**
U780700	**1514**
U780750	**1514**
U780770	**1514**
U780790	**1514**
U780800	**1514**
U780890	**1514**
U780920	**1514**
U780950	**1514**
U781000	**1514**
U781020	**1514**
U781100	**1514**
U781200	**1514**
U781250	**1514**
U7H	**596**
U7J	**596**
U7K	**596**
U-8	**175**
U-8-250	**168**
U-8-375	**168**
U-875	**168**
U-90-UPVC	**1104**
UBE3	**1484**
UBE4	**1484**
UC-10	**176**
UC-1000	**170**
UC-12	**176**
UC-125	**170**
UC-16	**176**
UC-18	**176**
UC-20	**176**
UC-25	**176**
UC-250	**170**
UC-3	**176**
UC-312	**170**
UC-375	**170**
UC-500	**170**
UC-6	**176**
UC-750	**170**
UC-8	**176**
UDM	**1476**
UDR4	**1484**
UDR5	**1484**
UDR6	**1484**
UE-10	**176**
UE-1000	**170**
UE-12	**176**
UE-125	**170**
UE-14	**176**
UE-15	**176**
UE-16	**176**
UE-18	**176**
UE-187	**170**
UE-20	**176**
UE-22	**176**
UE-25	**176**
UE-250	**170**
UE-3	**176**
UE-312	**170**
UE-375	**170**
UE-4	**176**
UE-500	**170**
UE-6	**176**
UE-625	**170**
UE-750	**170**
UE-8	**176**
UE-875	**170**
UFA4	**1484**
UGU020-0100	**498**
UGU020-0200	**498**
UGU020-0320	**498**
UGU020-0400	**498**
UGU020-0500	**498**
UGU032-0100	**498**
UGU032-0200	**498**
UGU032-0250	**498**
UGU032-0320	**498**
UGU032-0400	**498**
UGU032-0500	**498**
UGU040-0100	**498**
UGU040-0200	**498**
UGU040-0250	**498**
UGU040-0320	**498**
UGU040-0400	**498**
UGU040-0500	**498**
UGU050-0100	**498**
UGU050-0200	**498**
UGU050-0250	**498**
UGU050-0320	**498**
UGU050-0400	**498**
UGU050-0500	**498**
UGU063-0100	**498**
UGU063-0200	**498**
UGU063-0250	**498**
UGU063-0320	**498**
UGU063-0400	**498**
UGU063-0500	**498**
UIJ3	**1484**
UIJ4	**1484**
UIJ6	**1484**
ULC159/166	**1548**
ULC38/43	**1548**
ULC47/51	**1548**
UN12	**1208**
UN14	**1208**
UN18	**1208**
UN316	**1208**
UN34	**1208**
UN38	**1208**
UN516	**1208**
UN83-112-ABS	**1098**
UN83-112-UPVC	**1110**
UN83-114-ABS	**1098**
UN83-114-UPVC	**1110**
UN83-12-ABS	**1098**
UN83-12-UPVC	**1110**
UN83-1-ABS	**1098**
UN83-1-UPVC	**1110**
UN83-212-ABS	**1098**
UN83-212-UPVC	**1110**
UN83-2-ABS	**1098**
UN83-2-UPVC	**1110**
UN83-34-ABS	**1098**
UN83-34-UPVC	**1110**
UN83-3-ABS	**1098**
UN83-3-UPVC	**1110**
UN83-4-ABS	**1098**
UN83-4-UPVC	**1110**
UNC1/2X11/2	**108**
UNC1/2X13/4	**108**
UNC3/4X21/2	**108**
UNC3/8X11/2	**108**
UNC3/8X11/4	**108**
UNC5/16X11/4	**108**
UNC5/8X2	**108**
UNC7/16X11/2	**108**
UNC7/16X13/4	**108**
UNH	**190**
UNITOP	**1654**
UNR3	**1484**
UNR4	**1484**
UP10-14	**1168**
UP10-18	**1168**
UP10-38	**1168**
UP1-1	**1165**
UP11-112F	**1168**
UP11-114F	**1168**
UP1-112	**1165**
UP11-12F	**1168**
UP11-14	**1169**
UP1-114	**1165**
UP11-18	**1169**
UP1-12	**1165**
UP11-2F	**1168**
UP11-34F	**1168**
UP1-14	**1165**
UP1-18	**1165**
UP1-2	**1165**
UP12-1	**1169**
UP12-112	**1169**
UP12-112F	**1169**
UP12-114	**1169**
UP12-114F	**1169**
UP12-12	**1169**
UP12-12F	**1169**
UP12-14	**1169**
UP12-18	**1169**
UP12-1F	**1169**
UP12-32	**1169**
UP12-34	**1169**
UP12-34F	**1169**
UP12-38	**1169**
UP12-38F	**1169**
UP12-58	**1169**
UP12-78	**1169**
UP12-MM10	**1169**
UP12-MM12	**1169**
UP12-MM14	**1169**
UP12-MM14.1	**1169**
UP12-MM15	**1169**
UP12-MM16	**1169**
UP12-MM18	**1169**
UP12-MM20	**1169**
UP12-MM22	**1169**
UP12-MM24	**1169**
UP12-MM26	**1169**
UP12-MM28	**1169**
UP12-MM30	**1169**
UP12-MM34	**1169**
UP12-MM38	**1169**
UP13-1	**1167**
UP13-12	**1167**

Code	Page
UP13-12-34P	**1167**
UP13-12N	**1167**
UP13-14	**1167**
UP13-14-12N	**1167**
UP13-14-12P	**1167**
UP13-14-38N	**1167**
UP13-14-38P	**1167**
UP13-14N	**1167**
UP13-18	**1167**
UP13-18-14N	**1167**
UP13-18-14P	**1167**
UP13-18-14U	**1167**
UP13-18-38N	**1167**
UP13-18-38P	**1167**
UP13-18N	**1167**
UP13-1N	**1167**
UP13-34	**1167**
UP13-34-1P	**1167**
UP13-34N	**1167**
UP13-38	**1167**
UP13-38-12N	**1167**
UP13-38-12P	**1167**
UP13-38N	**1167**
UP1-34	**1165**
UP1-38	**1165**
UP13-M5-14	**1167**
UP13-M5-18	**1167**
UP13-M5-M5	**1167**
UP13-M6-14	**1167**
UP13-M6-18	**1167**
UP14-12	**1168**
UP14-18	**1168**
UP14-38	**1168**
UP15-12	**1168**
UP15-14	**1168**
UP15-18	**1168**
UP15-38	**1168**
UP16-1	**1168**
UP16-12	**1168**
UP16-14	**1168**
UP16-18	**1168**
UP16-34	**1168**
UP16-38	**1168**
UP17-12	**1169**
UP17-14	**1169**
UP17-18	**1169**
UP17-38	**1169**
UP18-12	**1169**
UP18-14	**1169**
UP18-18	**1169**
UP18-38	**1169**
UP19-14	**1169**
UP19-38	**1169**
UP20-1	**1169**
UP20-12	**1169**
UP20-14	**1169**
UP20-34	**1169**
UP20-38	**1169**
UP21-12	**1169**
UP21-14	**1169**
UP2-12-1	**1165**
UP2-12-14P	**1165**
UP2-12-34	**1165**
UP2-12-34P	**1165**
UP2-12-38P	**1165**
UP21-38	**1169**
UP2-14-12	**1165**
UP2-14-12P	**1165**
UP2-14-18P	**1165**
UP2-14-34	**1165**
UP2-14-38	**1165**
UP2-14-38P	**1165**
UP2-18-12	**1165**
UP2-18-14	**1165**
UP2-18-14P	**1165**
UP2-18-38	**1165**
UP22-12	**1168**
UP22-14	**1168**
UP22-18	**1168**
UP22-34	**1168**
UP22-38	**1168**
UP2-34-1	**1165**
UP2-34-12P	**1165**
UP2-34-1P	**1165**
UP2-38-12	**1165**
UP2-38-12P	**1165**
UP2-38-14P	**1165**
UP2-38-34	**1165**
UP3-1-114	**1166**
UP3-112-2	**1166**
UP3-114-112	**1166**
UP3-114-2	**1166**
UP3-12-1	**1166**
UP3-12-1N	**1166**
UP3-12-1P	**1166**
UP3-12-34	**1166**
UP3-12-34N	**1166**
UP3-12-34P	**1166**
UP3-14-1	**1166**
UP3-14-12	**1166**
UP3-14-12N	**1166**
UP3-14-12P	**1166**
UP3-14-1N	**1166**
UP3-14-1P	**1166**
UP3-14-34	**1166**
UP3-14-34N	**1166**
UP3-14-34P	**1166**
UP3-14-38	**1166**
UP3-14-38N	**1166**
UP3-14-38P	**1166**
UP3-14-M16	**1166**
UP3-14-M18	**1166**
UP3-14-M20	**1166**
UP3-14-M22	**1166**
UP3-18-12	**1166**
UP3-18-12N	**1166**
UP3-18-12P	**1166**
UP3-18-14	**1166**
UP3-18-14N	**1166**
UP3-18-14P	**1166**
UP3-18-38	**1166**
UP3-18-38N	**1166**
UP3-18-38P	**1166**
UP3-34-1	**1166**
UP3-34-114	**1166**
UP3-34-1N	**1166**
UP3-34-1P	**1166**
UP3-38-1	**1166**
UP3-38-12	**1166**
UP3-38-12N	**1166**
UP3-38-12P	**1166**
UP3-38-1P	**1166**
UP3-38-34	**1166**
UP3-38-34N	**1166**
UP3-38-34P	**1166**
UP3-38-M22	**1166**
UP3-M16-M20	**1166**
UP3-M16-M22	**1166**
UP3-M5-18	**1166**
UP4-1-12P	**1166**
UP4-12-14P	**1166**
UP4-12-34P	**1166**
UP4-12-38P	**1166**
UP4-12N	**1166**
UP4-12P	**1166**
UP4-1-34P	**1166**
UP4-1-38P	**1166**
UP4-14N	**1166**
UP4-18-14P	**1166**
UP4-18N	**1166**
UP4-18P	**1166**
UP4-1N	**1166**
UP4-34-14P	**1166**
UP4-34-38P	**1166**
UP4-38-14P	**1166**
UP4-38-18P	**1166**
UP4-38N	**1166**
UP4-MM05	**1166**
UP4-MM06	**1166**
UP4-MM08	**1166**
UP4-MM10	**1166**
UP4-MM12	**1166**
UP4-MM14	**1166**
UP4-MM16	**1166**
UP4-MM18	**1166**
UP4-MM20	**1166**
UP4-MM22	**1166**
UP4-MM26	**1166**
UP4-MM30	**1166**
UP5-12	**1167**
UP5-12N	**1167**
UP5-14	**1167**
UP5-14N	**1167**
UP5-18	**1167**
UP5-18N	**1167**
UP5-1N	**1167**
UP5-34N	**1167**
UP5-38	**1167**
UP6-1	**1167**
UP6-114	**1167**
UP6-12	**1167**
UP6-14	**1167**
UP6-14N	**1167**
UP6-18	**1167**
UP6-34	**1167**
UP6-34N	**1167**
UP6-38	**1167**
UP6-M5	**1167**
UP7-1	**1168**
UP7-112	**1168**
UP7-114	**1168**
UP7-12	**1168**
UP7-12C	**1168**
UP7-14	**1168**
UP7-14C	**1168**
UP7-18	**1168**
UP7-18C	**1168**
UP7-38	**1168**
UP7-38C	**1168**
UP7-MM05	**1168**
UP8-1	**1168**
UP8-112	**1168**
UP8-114	**1168**
UP8-12	**1168**
UP8-12N	**1168**
UP8-14	**1168**
UP8-14N	**1168**
UP8-18	**1168**
UP8-18N	**1168**
UP8-34	**1168**
UP8-38	**1168**
UP9-12	**1168**
UP9-14	**1168**
UP9-18	**1168**
UP9-38	**1168**
UPS1	**1421**
UPT3	**1484**
UPT4	**1484**
UPT6	**1484**
UPVC/7TUBE-3-1	**1113**
UPVC/7TUBE-3-112	**1113**
UPVC/7TUBE-3-12	**1113**
UPVC/7TUBE-3-2	**1113**
UPVC/7TUBE-6-112	**1113**
UPVC/CTUBE-3-2	**1112**
UPVC/CTUBE-3-212	**1112**
UPVC/CTUBE-3-3	**1112**
UPVC/CTUBE-3-4	**1112**
UPVC/CTUBE-3-6	**1112**
UPVC/CTUBE-3-8	**1112**
UPVC/CTUBE-6-2	**1112**
UPVC/CTUBE-6-212	**1112**
UPVC/CTUBE-6-3	**1112**
UPVC/CTUBE-6-4	**1112**
UPVC/CTUBE-6-5	**1112**
UPVC/CTUBE-6-6	**1112**
UPVC/ETUBE-3-1	**1112**
UPVC/ETUBE-3-112	**1112**
UPVC/ETUBE-3-114	**1112**
UPVC/ETUBE-3-12	**1112**
UPVC/ETUBE-3-2	**1112**
UPVC/ETUBE-3-3	**1112**
UPVC/ETUBE-3-34	**1112**
UPVC/ETUBE-3-4	**1112**
UPVC/ETUBE-6-1	**1112**
UPVC/ETUBE-6-112	**1112**
UPVC/ETUBE-6-114	**1112**
UPVC/ETUBE-6-12	**1112**
UPVC/ETUBE-6-2	**1112**
UPVC/ETUBE-6-3	**1112**
UPVC/ETUBE-6-34	**1112**
UPVC/ETUBE-6-4	**1112**
UPVC/TUBE-3-110	**1106**
UPVC/TUBE-3-140	**1106**
UPVC/TUBE-3-16	**1106**
UPVC/TUBE-3-160	**1106**
UPVC/TUBE-3-20	**1106**
UPVC/TUBE-3-225	**1106**
UPVC/TUBE-3-25	**1106**
UPVC/TUBE-3-32	**1106**
UPVC/TUBE-3-40	**1106**
UPVC/TUBE-3-50	**1106**
UPVC/TUBE-3-63	**1106**
UPVC/TUBE-3-75	**1106**
UPVC/TUBE-3-90	**1106**
UPVC/TUBE-6-110	**1106**
UPVC/TUBE-6-140	**1106**
UPVC/TUBE-6-16	**1106**
UPVC/TUBE-6-160	**1106**
UPVC/TUBE-6-20	**1106**
UPVC/TUBE-6-225	**1106**
UPVC/TUBE-6-25	**1106**
UPVC/TUBE-6-32	**1106**
UPVC/TUBE-6-40	**1106**
UPVC/TUBE-6-50	**1106**
UPVC/TUBE-6-63	**1106**
UPVC/TUBE-6-75	**1106**
UPVC/TUBE-6-90	**1106**
UPVCBR-110	**1105**
UPVCBR-20	**1105**
UPVCBR-25	**1105**
UPVCBR-32	**1105**
UPVCBR-40	**1105**
UPVCBR-50	**1105**
UPVCBR-63	**1105**
URU-102-10	**1438**
URU-152-10	**1438**
URU-203-10	**1438**
URU-25-10	**1438**
URU-32-10	**1438**
URU-38-10	**1438**
URU-51-10	**1438**
URU-76-10	**1438**
US-A	**192**
US-B2	**192**
USC-1	**1478**
USHT3	**1484**
USHT4	**1484**
USMT4	**1484**
UT-10	**176**
UT-1000	**170**
UT-110-UPVC	**1104**
UT-12	**176**
UT-125	**170**
UT-14	**176**
UT-15	**176**
UT-16	**176**
UT-16-UPVC	**1104**
UT-18	**176**
UT-187	**170**
UT-20	**176**
UT-20-UPVC	**1104**
UT-22	**176**
UT-25	**176**
UT-250	**170**
UT-25-UPVC	**1104**
UT-3	**176**
UT-312	**170**
UT-32-UPVC	**1104**
UT-375	**170**
UT-4	**176**
UT-40-UPVC	**1104**
UT-500	**170**
UT-50-UPVC	**1104**
UT-6	**176**
UT-625	**170**
UT-63-UPVC	**1104**
UT-750	**170**
UT-75-UPVC	**1104**
UT-8	**176**
UT-875	**170**
UT-90-UPVC	**1104**
UV-1688-025D	**979**
UV-1688-032D	**979**
UV-1688-050D	**979**
UW4	**1484**
V	
V03A286J-B613A	**590**
V03A486J-B613A	**590**
V03X286A-Q1213	**590**
V03X486J-B613A	**590**
V04A286M-B623A	**590**
V04A286M-B628A	**590**
V04A286M-B629A	**590**
V04A386L-B623A	**590**
V04A386L-B628A	**590**
V04A386L-B629A	**590**
V04A486L-B623A	**590**
V04A486L-B628A	**590**
V04A486L-B629A	**590**

Code	Page
V04B286M-B423A	**590**
V04B286M-B428A	**590**
V04B286M-B429A	**590**
V04X286A-Q1228	**590**
V04X286A-Q1229	**590**
V04X286M-B623A	**590**
V04X386L-B623A	**590**
V04X386L-B628A	**590**
V04X386L-B629A	**590**
V04X486L-B623A	**590**
V04X486L-B628A	**590**
V04X486L-B629A	**590**
V05A286M-B633A	**590**
V05A386M-B633A	**590**
V05A386M-B638A	**590**
V05A386M-B639A	**590**
V05A486M-B633A	**590**
V05A486M-B638A	**590**
V05A486M-B639A	**590**
V05B286M-B433A	**590**
V05X286A-Q1233	**590**
V05X286A-Q1238	**590**
V05X286A-Q1239	**590**
V05X286M-B633A	**590**
V05X286M-B638A	**590**
V05X386M-B633A	**590**
V05X486M-B633A	**590**
V05X486M-B638A	**590**
V05X486M-B639A	**590**
V07-200-NNLG	**690**
V10626-A13L	**591**
V10626-A18L	**591**
V10626-A19L	**591**
V604-M22-S01	**894**
V60A413A-A2000	**591**
V60A4D7A-XA090	**591**
V60A511A-A3000	**591**
V60A513A-A2000	**591**
V60A5D7A-XA090	**591**
V60A5DDA-XA020	**591**
V61B413A-A2000	**591**
V61B4D7A-XA090	**591**
V61B511A-A3000	**591**
V61B513A-A2000	**591**
V61B5D7A-XA090	**591**
V61B5DDA-XA020	**591**
V62C413A-A2000	**591**
V62C4D7A-XA090	**591**
V62C511A-A3000	**591**
V62C513A-A2000	**591**
V62C5D7A-XA090	**591**
V62C5DDA-XA020	**591**
V64H-NND-RMN	**685**
V68H-NND-RMN	**685**
V-ACO 12	**1747**
V-ACO 12 PTL	**1747**
V-ACO 18	**1747**
V-ACO 22	**1747**
V-ACO 39	**1747**
V-ACO 60	**1747**
V-ACO 9B30D	**1747**
V-ACO 9B9D	**1747**
VAG 10/25	**1492**
VAG 20/50	**1492**
VB10-A	**709**
VB10-CS	**709**
VB10-N	**709**
VB10-S	**709**
VB10-U	**709**
VB10-WS	**709**
VB10-WS-FDA	**709**
VB110-A	**713**
VB110B-A	**714**
VB110B-CS	**714**
VB110B-N	**714**
VB110B-S	**714**
VB110B-U	**714**
VB110B-WS	**714**
VB110B-WS-FDA	**714**
VB110-CS	**713**
VB110-N	**713**
VB110-S	**713**
VB110-U	**713**
VB110-WS	**713**
VB110-WS-FDA	**713**
VB12-A	**709**
VB12-CS	**709**
VB12-N	**709**
VB12-S	**709**
VB12-U	**709**
VB12-WS	**709**
VB12-WS-FDA	**709**
VB150-A	**714**
VB150-CS	**714**
VB150-N	**714**
VB150-S	**714**
VB150-U	**714**
VB150-WS	**714**
VB150-WS-FDA	**714**
VB15-A	**709**
VB15-CS	**709**
VB15-N	**709**
VB15-PU	**709**
VB15-S	**709**
VB15-U	**709**
VB15-WS	**709**
VB15-WS-FDA	**709**
VB17-A	**710**
VB17-CS	**710**
VB17-N	**710**
VB17-S	**710**
VB17-U	**710**
VB17-WS	**710**
VB17-WS-FDA	**710**
VB20-CS	**710**
VB20-N	**710**
VB20-PU	**710**
VB20-S	**710**
VB20-U	**710**
VB20-WS	**710**
VB20-WS-FDA	**710**
VB30-A	**711**
VB30-CS	**711**
VB30M-A	**715**
VB30M-CS	**715**
VB30M-N	**715**
VB30M-PU	**715**
VB30M-S	**715**
VB30M-U	**715**
VB30M-WS	**715**
VB30M-WS-FDA	**715**
VB30-N	**711**
VB30-PU	**711**
VB30-S	**711**
VB30-U	**711**
VB30-WS	**711**
VB30-WS-FDA	**711**
VB40-A	**711**
VB40-CS	**711**
VB40-N	**711**
VB40-PU	**711**
VB40-S	**711**
VB40-U	**711**
VB40-WS	**711**
VB40-WS-FDA	**711**
VB50-A	**712**
VB50-CS	**712**
VB50M-A	**715**
VB50M-CS	**715**
VB50M-N	**715**
VB50M-PU	**715**
VB50M-S	**715**
VB50M-U	**715**
VB50M-WS	**715**
VB50M-WS-FDA	**715**
VB50-N	**712**
VB50-PU	**712**
VB50-S	**712**
VB50-U	**712**
VB50-WS	**712**
VB50-WS-FDA	**712**
VB5-A	**708**
VB5-CS	**708**
VB5-N	**708**
VB5-S	**708**
VB5-U	**708**
VB5-WS	**708**
VB5-WS-FDA	**708**
VB6X-A	**708**
VB6X-CS	**708**
VB6X-N	**708**
VB6X-S	**708**
VB6X-U	**708**
VB6X-WS	**708**
VB6X-WS-FDA	**708**
VB75-A	**712**
VB75B-A	**713**
VB75B-CS	**713**
VB75B-N	**713**
VB75B-S	**713**
VB75B-U	**713**
VB75B-WS	**713**
VB75B-WS-FDA	**713**
VB75-CS	**712**
VB75-N	**712**
VB75-PU	**712**
VB75-S	**712**
VB75-U	**712**
VB75-WS	**712**
VB75-WS-FDA	**712**
VB8X-A	**708**
VB8X-CS	**708**
VB8X-N	**708**
VB8X-S	**708**
VB8X-U	**708**
VB8X-WS	**708**
VB8X-WS-FDA	**708**
VBL10-A	**719**
VBL10-CS	**719**
VBL10-N	**719**
VBL10-S	**719**
VBL10-U	**719**
VBL10-WS	**719**
VBL10-WS-FDA	**719**
VBL15-A	**719**
VBL15-CS	**719**
VBL15-N	**719**
VBL15-S	**719**
VBL15-U	**719**
VBL15-WS	**719**
VBL15-WS-FDA	**719**
VBL20-A	**720**
VBL20-CS	**720**
VBL20-N	**720**
VBL20-S	**720**
VBL20-U	**720**
VBL20-WS	**720**
VBL20-WS-FDA	**720**
VBL30-A	**720**
VBL30-CS	**720**
VBL30-N	**720**
VBL30-S	**720**
VBL30-U	**720**
VBL30-WS	**720**
VBL30-WS-FDA	**720**
VBL35M-A	**721**
VBL35M-CS	**721**
VBL35M-FDA-30	**721**
VBL35M-FDA-55	**721**
VBL35M-N	**721**
VBL35M-S	**721**
VBL35M-U	**721**
VBL35M-WS	**721**
VBL40-A	**721**
VBL40B-A	**722**
VBL40B-CS	**722**
VBL40B-FDA-30	**722**
VBL40B-FDA-55	**722**
VBL40B-N	**722**
VBL40B-S	**722**
VBL40B-U	**722**
VBL40B-WS	**722**
VBL40-CS	**721**
VBL40-N	**721**
VBL40-S	**721**
VBL40-U	**721**
VBL40-WS	**721**
VBL40-WS-FDA	**721**
VBL50-A	**722**
VBL50-CS	**722**
VBL50-N	**722**
VBL50-S	**722**
VBL50-U	**722**
VBL50-WS	**722**
VBL50-WS-FDA	**722**
VBU35-N	**716**
VBU35-PU	**716**
VBU35-S	**716**
VBU35-WS	**716**
VBU35-WS-FDA	**716**
VBU45-N	**716**
VBU45-PU	**716**
VBU45-S	**716**
VBU45-WS	**716**
VBU45-WS-FDA	**716**
VBU55-N	**717**
VBU55-PU	**717**
VBU55-S	**717**
VBU55-WS	**717**
VBU55-WS-FDA	**717**
VBV-1	**925**
VBV-12	**925**
VBV-14	**925**
VBV-34	**925**
VBV-38	**925**
VBX35-PU	**718**
VBX45-PU	**718**
VBX55-PU	**718**
VCAP10	**1170**
VCAP13	**1170**
VCAP17	**1170**
VCAP21	**1170**
VCAP26	**1170**
VCAP33	**1170**
VCAP42	**1170**
VCAP48	**1170**
VCN-1988-025	**979**
VCN-1988-040	**979**
VCN-1988-050	**979**
VCN2A-BN14K	**425**
VCN2C-BN14K	**425**
VCS102	**756**
VCS102C	**756**
VD30-A-18F	**742**
VD30-A-M10M	**742**
VD30-A-M8M	**742**
VD30-CS-18F	**742**
VD30-CS-M10M	**742**
VD30-CS-M8M	**742**
VD30-N-18F	**742**
VD30-N-M10M	**742**
VD30-N-M8M	**742**
VD30-PU-18F	**742**
VD30-PU-M10M	**742**
VD30-PU-M8M	**742**
VD30-S-18F	**742**
VD30-S-M10M	**742**
VD30-S-M8M	**742**
VD30-U-18F	**742**
VD30-U-M10M	**742**
VD30-U-M8M	**742**
VD30-WS-18F	**742**
VD30-WS-FDA-18F	**742**
VD30-WS-FDA-M10M	**742**
VD30-WS-FDA-M8M	**742**
VD30-WS-M10M	**742**
VD30-WS-M8M	**742**
VD40-A-18F	**743**
VD40-A-M10M	**743**
VD40-A-M8M	**743**
VD40-CS-18F	**743**
VD40-CS-M10M	**743**
VD40-CS-M8M	**743**
VD40-N-18F	**743**
VD40-N-M10M	**743**
VD40-N-M8M	**743**
VD40-PU-18F	**743**
VD40-PU-M10M	**743**
VD40-PU-M8M	**743**
VD40-S-18F	**743**
VD40-S-M10M	**743**
VD40-S-M8M	**743**
VD40-U-18F	**743**
VD40-U-M10M	**743**
VD40-U-M8M	**743**
VD40-WS-18F	**743**
VD40-WS-FDA-18F	**743**
VD40-WS-FDA-M10M	**743**
VD40-WS-FDA-M8M	**743**
VD40-WS-M10M	**743**
VD40-WS-M8M	**743**
VD50-A-18F	**744**
VD50-A-M10M	**744**
VD50-A-M8M	**744**
VD50-CS-18F	**744**
VD50-CS-M10M	**744**
VD50-CS-M8M	**744**
VD50-N-18F	**744**
VD50-N-M10M	**744**
VD50-N-M8M	**744**

Code	Page
VD50-PU-18F	**744**
VD50-PU-M10M	**744**
VD50-PU-M8M	**744**
VD50-S-18F	**744**
VD50-S-M10M	**744**
VD50-S-M8M	**744**
VD50-U-18F	**744**
VD50-U-M10M	**744**
VD50-U-M8M	**744**
VD50-WS-18F	**744**
VD50-WS-FDA-18F	**744**
VD50-WS-FDA-M10M	**744**
VD50-WS-FDA-M8M	**744**
VD50-WS-M10M	**744**
VD50-WS-M8M	**744**
VD60-A-18F	**745**
VD60-A-M10M	**745**
VD60-A-M8M	**745**
VD60-CS-18F	**745**
VD60-CS-M10M	**745**
VD60-CS-M8M	**745**
VD60-N-18F	**745**
VD60-N-M10M	**745**
VD60-N-M8M	**745**
VD60-PU-18F	**745**
VD60-PU-M10M	**745**
VD60-PU-M8M	**745**
VD60-S-18F	**745**
VD60-S-M10M	**745**
VD60-S-M8M	**745**
VD60-U-18F	**745**
VD60-U-M10M	**745**
VD60-U-M8M	**745**
VD60-WS-18F	**745**
VD60-WS-FDA-18F	**745**
VD60-WS-FDA-M10M	**745**
VD60-WS-FDA-M8M	**745**
VD60-WS-M10M	**745**
VD60-WS-M8M	**745**
VD70-PU-18F	**745**
VD70-PU-M10M	**745**
VD70-PU-M8M	**745**
VD85-A-12F	**746**
VD85-A-18F	**746**
VD85-A-M10M	**746**
VD85-A-M8M	**746**
VD85-CS-12F	**746**
VD85-CS-18F	**746**
VD85-CS-M10M	**746**
VD85-CS-M8M	**746**
VD85-N-12F	**746**
VD85-N-18F	**746**
VD85-N-M10M	**746**
VD85-N-M8M	**746**
VD85-S-12F	**746**
VD85-S-18F	**746**
VD85-S-M10M	**746**
VD85-S-M8M	**746**
VD85-U-12F	**746**
VD85-U-18F	**746**
VD85-U-M10M	**746**
VD85-U-M8M	**746**
VD85-WS-12F	**746**
VD85-WS-18F	**746**
VD85-WS-FDA-12F	**746**
VD85-WS-FDA-18F	**746**
VD85-WS-FDA-M10M	**746**
VD85-WS-FDA-M8M	**746**
VD85-WS-M10M	**746**
VD85-WS-M8M	**746**
VD85X-A-18F	**747**
VD85X-CS-18F	**747**
VD85X-N-18F	**747**
VD85X-S-18F	**747**
VD85X-U-18F	**747**
VD85X-WS-18F	**747**
VD85X-WS-FDA-18F	**747**
VD90F-PU-12F	**747**
VD90F-PU-14F	**747**
VD90F-PU-18F	**747**
VD90F-PU-38F	**747**
VD90F-PU-H19	**747**
VD90F-PU-M10M	**747**
VDA10003	**1055**
VDA10004	**1055**
VDA10005	**1055**
VDA10006	**1055**
VDA10007	**1055**
VDA10008	**1055**
VDA10009	**1055**
VDA20003	**1055**
VDA20004	**1055**
VDA20005	**1055**
VDA20006	**1055**
VDA20007	**1055**
VDA20008	**1055**
VDA20009	**1055**
VDC-M22-S01	**894**
VDK10	**1084**
VDK138	**1084**
VDK20	**1084**
VDK21	**1084**
VDK30	**1084**
VDK31	**1084**
VDK34	**1084**
VDK35	**1084**
VE-32-UPVC	**1107**
VEC00478	**433**
VEC00493	**433**
VEC00511	**433**
VEC00515	**433**
VEC00518	**433**
VEC00519	**434**
VEC00525	**433**
VEC00528	**433**
VEC00529	**434**
VEC00534	**433**
VEC00535	**433**
VEC00536	**434**
VEC00644	**433**
VEC00645	**433**
VEC00680	**433**
VEC00707	**433**
VEC00709	**433**
VEC00728	**433**
VEC00739	**433**
VEC00873	**433**
VEC00901	**434**
VEC00906	**434**
VEC00908	**434**
VEC00909	**434**
VEC01095	**433**
VEC01237	**433**
VEC01249	**433**
VEC01250	**433**
VEC01251	**433**
VEC01294	**433**
VEC01295	**433**
VEC01296	**433**
VEC01732	**433**
VEC01733	**433**
VEC02139	**433**
VF110-A	**734**
VF110-CS	**734**
VF110-N	**734**
VF110-S	**734**
VF110-U	**734**
VF110-WS	**734**
VF110-WS-FDA	**734**
VF150-A	**734**
VF150-CS	**734**
VF150-N	**734**
VF150-S	**734**
VF150-U	**734**
VF150-WS	**734**
VF150-WS-FDA	**734**
VF15-A	**731**
VF15-CS	**731**
VF15-N	**731**
VF15-S	**731**
VF15-U	**731**
VF15-WS	**731**
VF15-WS-FDA	**731**
VF200-A	**735**
VF200-CS	**735**
VF200-N	**735**
VF200-S	**735**
VF200-U	**735**
VF200-WS	**735**
VF200-WS-FDA	**735**
VF20-A	**731**
VF20-CS	**731**
VF20-N	**731**
VF20-S	**731**
VF20-U	**731**
VF20-WS	**731**
VF20-WS-FDA	**731**
VF25-A	**732**
VF25-CS	**732**
VF25-N	**732**
VF25-S	**732**
VF25-U	**732**
VF25-WS	**732**
VF25-WS-FDA	**732**
VF300-A-34F	**735**
VF300-CS-34F	**735**
VF300-N-34F	**735**
VF300-S-34F	**735**
VF300-U-34F	**735**
VF300-WS-34F	**735**
VF300-WS-FDA-34F	**735**
VF30-A	**732**
VF30-CS	**732**
VF30-N	**732**
VF30-S	**732**
VF30-U	**732**
VF30-WS	**732**
VF30-WS-FDA	**732**
VF40-A	**732**
VF40-CS	**732**
VF40-N	**732**
VF40-PU	**732**
VF40-S	**732**
VF40-U	**732**
VF40-WS	**732**
VF40-WS-FDA	**732**
VF50-A	**733**
VF50-CS	**733**
VF50-N	**733**
VF50-PU	**733**
VF50-S	**733**
VF50-U	**733**
VF50-WS	**733**
VF50-WS-FDA	**733**
VF50X2-A	**733**
VF50X2-CS	**733**
VF50X2-N	**733**
VF50X2-S	**733**
VF50X2-U	**733**
VF50X2-WS	**733**
VF50X2-WS-FDA	**733**
VF75-A	**733**
VF75-CS	**733**
VF75-N	**733**
VF75-PU	**733**
VF75-S	**733**
VF75-U	**733**
VF75-WS	**733**
VF75-WS-FDA	**733**
VF90-PU	**734**
VFC100-A	**739**
VFC100-CS	**739**
VFC100-N	**739**
VFC100-PU	**739**
VFC100-S	**739**
VFC100-U	**739**
VFC100-WS	**739**
VFC100-WS-FDA	**739**
VFC50-A-1838MF	**737**
VFC50-CS-1838MF	**737**
VFC50-N-1838MF	**737**
VFC50-PU-1838MF	**737**
VFC50-S-1838MF	**737**
VFC50-U-1838MF	**737**
VFC50-WS-1838MF	**737**
VFC50-WS-FDA	**737**
VFC60-A-1838MF	**737**
VFC60-CS-1838MF	**737**
VFC60-N-1838MF	**737**
VFC60-PU-1838MF	**737**
VFC60-S-1838MF	**737**
VFC60-U-1838MF	**737**
VFC60-WS-1838MF	**737**
VFC60-WS-FDA	**737**
VFC60X1-A-M10M	**737**
VFC60X1-CS-M10M	**737**
VFC60X1-N-M10M	**737**
VFC60X1-PU-M10M	**737**
VFC60X1-S-M10M	**737**
VFC60X1-U-M10M	**737**
VFC60X1-WSA-FDA	**737**
VFC60X1-WS-M10M	**737**
VFC75-A-1838MF	**738**
VFC75-CS-1838MF	**738**
VFC75-N-1838MF	**738**
VFC75-PU-1838MF	**738**
VFC75-S-1838MF	**738**
VFC75-U-1838MF	**738**
VFC75-WS-1838MF	**738**
VFC75-WS-FDA	**738**
VFC75X1-A-M10M	**738**
VFC75X1-CS-M10M	**738**
VFC75X1-N-M10M	**738**
VFC75X1-S-M10M	**738**
VFC75X1-U-M10M	**738**
VFC75X1-WS-FDA	**738**
VFC75X1-WS-M10M	**738**
VFC75X2-A-M16M	**738**
VFC75X2-CS-M16M	**738**
VFC75X2-N-M16M	**738**
VFC75X2-S-M16M	**738**
VFC75X2-U-M16M	**738**
VFC75X2-WS-FDA	**738**
VFC75X2-WS-M16M	**738**
VFC90-PU	**739**
VFF1.2013.012	**307**
VFF1.2013.013	**307**
VFF1.2019.012	**307**
VFF1.2019.013	**307**
VFF1.2525.012	**307**
VFF1.2525.013	**307**
VFF1.3031.012	**307**
VFF1.3031.013	**307**
VFF1.3939.012	**307**
VFF1.3939.013	**307**
VFH1.2019.012	**307**
VFH1.2019.013	**307**
VFH1.2525.012	**307**
VFH1.2525.013	**307**
VFH1.3031.012	**307**
VFH1.3031.013	**307**
VFH1.3939.012	**307**
VFH1.3939.013	**307**
VFH1.5051.012	**307**
VFH1.5051.013	**307**
VFP10	**1170**
VFP13	**1170**
VFP17	**1170**
VFP21	**1170**
VFP26	**1170**
VFP33	**1170**
VFP42	**1170**
VFP48	**1170**
VFP52	**1170**
VFU2.E	**627**
VFU2.V	**627**
VFU3.E	**627**
VFU3.V	**627**
VFU4.E	**627**
VFU4.V	**627**
VFU8.E	**627**
VFU8.V	**627**
VG100-01D	**412**
VG100-01T	**412**
VG40-01B	**412**
VG40-01R	**412**
VG50-01B	**412**
VG50-01C	**412**
VG50-01R	**412**
VG50-01T	**412**
VG63-01BG	**264**
VG63-01C	**412**
VG63-01RG	**264**
VG63-01T	**412**
VGBP040118	**411**
VGBP060114	**411**
VGBU040118	**411**
VGBU060114	**411**
VHC12-12RP	**318**
VHC16-16RP	**318**
VHC20-20RP	**318**
VHC4-4RP	**318**
VHC6-6RP	**318**
VHC8-8RP	**318**
VHN12-12RP	**318**
VHN16-16RP	**318**
VHN20-20RP	**318**
VHN24-24RP	**318**
VHN4-4RP	**318**
VHN6-6RP	**318**

Code	Page
VHN8-8RP	**318**
VHP1	**1170**
VHP112P	**1170**
VHP114	**1170**
VHP114P	**1170**
VHP12	**1170**
VHP12N	**1170**
VHP12P	**1170**
VHP14	**1170**
VHP14N	**1170**
VHP14P	**1170**
VHP18	**1170**
VHP18N	**1170**
VHP18P	**1170**
VHP1P	**1170**
VHP2N	**1170**
VHP2P	**1170**
VHP34	**1170**
VHP34N	**1170**
VHP34P	**1170**
VHP38	**1170**
VHP38N	**1170**
VHP38P	**1170**
VHP58	**1170**
VHP58P	**1170**
VHPM05	**1170**
VHPM06	**1170**
VHPM08	**1170**
VHPM14	**1170**
VHPM16	**1170**
VHPM18	**1170**
VHPM20	**1170**
VHPM22	**1170**
VHPM24	**1170**
VHPM26	**1170**
VHPM28	**1170**
VIG 10/25	**1492**
VIG 15/35	**1492**
VIG 20/50	**1492**
VIK-297352	**1683**
VIK-297552	**1683**
VIK-299152	**1683**
VIK-475552	**1683**
VIK-475752	**1683**
VIK-524752	**1683**
VIK-525452	**1683**
VIK-545252	**1683**
VISCO.110	**1635**
VITON-1	**1472**
VITON-112	**1472**
VITON-114	**1472**
VITON-12	**1472**
VITON-2	**1472**
VITON-212	**1472**
VITON-3	**1472**
VITON-34	**1472**
VK10	**1175**
VK13	**1175**
VK17	**1175**
VK21	**1175**
VK26	**1175**
VK33	**1175**
VKA-10L	**158**
VKA-10S	**158**
VKA-12L	**158**
VKA-12S	**158**
VKA-14S	**158**
VKA-15L	**158**
VKA-16S	**158**
VKA-18L	**158**
VKA-20S	**158**
VKA-22L	**158**
VKA-25S	**158**
VKA-28L	**158**
VKA-30S	**158**
VKA-35L	**158**
VKA-38S	**158**
VKA-42L	**158**
VKA-6L	**158**
VKA-6S	**158**
VKA-8L	**158**
VKA-8S	**158**
VKM	**1477**
VKM-K	**1477**
VKO	**1477**
VMC1N	**425**
VMS 105 M5	**563**
VMS 112 1/2	**563**
VMS 114 1/4	**563**
VMS 118 1/8	**563**
VMS 134 3/4	**563**
VMS 138 3/8	**563**
VNC10003	**1055**
VNC10004	**1055**
VNC10005	**1055**
VNC10006	**1055**
VNC10007	**1055**
VNC10008	**1055**
VNC10009	**1055**
VNC20003	**1055**
VNC20004	**1055**
VNC20005	**1055**
VNC20006	**1055**
VNC20007	**1055**
VNC20008	**1055**
VNC20009	**1055**
VNR 1/8	**636**
VNR 843 07	**636**
VNR M5	**636**
VOBL35X90-A	**727**
VOBL35X90-CS	**727**
VOBL35X90-FDA	**727**
VOBL35X90-N	**727**
VOBL35X90-S	**727**
VOBL35X90-U	**727**
VOBL35X90-WS	**727**
VOU10X30-CS	**726**
VOU10X30-N	**726**
VOU10X30-S	**726**
VOU10X30-U	**726**
VOU10X30-WS	**726**
VOU10X30-WS-FDA	**726**
VOU15X45-CS	**726**
VOU15X45-N	**726**
VOU15X45-S	**726**
VOU15X45-U	**726**
VOU15X45-WS	**726**
VOU15X45-WS(FDA)	**726**
VOU20X60-CS	**726**
VOU20X60-N	**726**
VOU20X60-S	**726**
VOU20X60-U	**726**
VOU20X60-WS	**726**
VOU20X60-WS(FDA)	**726**
VOU4X10-CS	**724**
VOU4X10-N	**724**
VOU4X10-S	**724**
VOU4X10-U	**724**
VOU4X10-WS	**724**
VOU4X10-WS(FDA)	**724**
VOU4X20-CS	**724**
VOU4X20-N	**724**
VOU4X20-S	**724**
VOU4X20-U	**724**
VOU4X20-WS	**724**
VOU4X20-WS-FDA	**724**
VOU6X10-CS	**724**
VOU6X10-N	**724**
VOU6X10-S	**724**
VOU6X10-U	**724**
VOU6X10-WS	**724**
VOU6X10-WS(FDA)	**724**
VOU6X20-CS	**725**
VOU6X20-N	**725**
VOU6X20-S	**725**
VOU6X20-U	**725**
VOU6X20-WS	**725**
VOU6X20-WS-FDA	**725**
VOU8X20-CS	**725**
VOU8X20-N	**725**
VOU8X20-S	**725**
VOU8X20-U	**725**
VOU8X20-WS	**725**
VOU8X20-WS-FDA	**725**
VOU8X30-CS	**725**
VOU8X30-N	**725**
VOU8X30-S	**725**
VOU8X30-U	**725**
VOU8X30-WS	**725**
VOU8X30-WS-FDA	**725**
VP/SB4/5	**1748**
VP/SB7	**1748**
VP/SB8	**1748**
VP1204BG101Q00	**635**
VP1204BG401Q00	**635**
VP1208BG101Q00	**635**
VP1208BG401Q00	**635**
VP5002BJ111H00	**635**
VP5002BJ411H00	**635**
VP5006BJ111H00	**635**
VP5006BJ411H00	**635**
VP5008BJ411H00	**635**
VP5010BJ111H00	**635**
VP5010BJ411H00	**635**
VPC-M16-M16	**894**
VPC-M22-M16	**894**
VPQ1	**1170**
VPQ112	**1170**
VPQ114	**1170**
VPQ12	**1170**
VPQ14	**1170**
VPQ2	**1170**
VPQ34	**1170**
VPQ38	**1170**
VPS1	**1170**
VPS112	**1170**
VPS112N	**1170**
VPS112P	**1170**
VPS114	**1170**
VPS114N	**1170**
VPS12	**1170**
VPS12N	**1170**
VPS12P	**1170**
VPS14	**1170**
VPS14N	**1170**
VPS14P	**1170**
VPS18	**1170**
VPS18N	**1170**
VPS18P	**1170**
VPS1N	**1170**
VPS1P	**1170**
VPS2	**1170**
VPS2N	**1170**
VPS2P	**1170**
VPS34	**1170**
VPS34N	**1170**
VPS34P	**1170**
VPS38	**1170**
VPS38N	**1170**
VPS38P	**1170**
VPS58	**1170**
VPS58P	**1170**
VPS78	**1170**
VR-12	**1596**
VRG	**256**
VSC 522	**636**
VSC 544	**636**
VSC 588	**636**
VSD10L/SMMB	**116**
VSD12L/SMMB	**116**
VSD14SMMB	**116**
VSD15LMMB	**116**
VSD16SMMB	**116**
VSD18LMMB	**116**
VSD20SMMB	**116**
VSD22LMMB	**116**
VSD25SMMB	**116**
VSD28LMMB	**116**
VSD30SMMB	**116**
VSD35LMMB	**116**
VSD38SMMB	**116**
VSD42LMMB	**116**
VSD4LLMMB	**116**
VSD6L/SMMB	**116**
VSD6LLMMD	**116**
VSD8L/SMMB	**116**
VSD8LLMMD	**116**
VSG	**256**
VSK10L	**116**
VSK10S	**116**
VSK12L	**116**
VSK12S	**116**
VSK14S	**116**
VSK15L	**116**
VSK16S	**116**
VSK18L	**116**
VSK20S	**116**
VSK22L	**116**
VSK25S	**116**
VSK28L	**116**
VSK30S	**116**
VSK35L	**116**
VSK38S	**116**
VSK42L	**116**
VSK6L	**116**
VSK6S	**116**
VSK8L	**116**
VSK8S	**116**
VSM12X1.5WD	**116**
VSM14X1.5WD	**116**
VSM16X1.5WD	**116**
VSM18X1.5WD	**116**
VSM1-BNR14	**425**
VSM202	**755**
VSM203	**755**
VSM20X1.5WD	**116**
VSM22X1.5WD	**116**
VSM26X1.5WD	**116**
VSM27X2WD	**116**
VSM2-BNR14	**425**
VSM303	**755**
VSM33X2WD	**116**
VSM42X2WD	**116**
VSM48X2WD	**116**
VSM8X1.0WD	**116**
VSO 425 M5	**636**
VSO 426 04	**636**
VSR1/2WD	**116**
VSR1/4WD	**116**
VSR1/8WD	**116**
VSR11/2WD	**116**
VSR11/4WD	**116**
VSR1WD	**116**
VSR3/4WD	**116**
VSR3/8WD	**116**
VST 38/35	**1492**
VST 50	**1492**
VSTI-10M	**158**
VSTI-12EO	**158**
VSTI-12M	**158**
VSTI-14M	**158**
VSTI-16EO	**158**
VSTI-16M	**158**
VSTI-18M	**158**
VSTI-20EO	**158**
VSTI-20M	**158**
VSTI-22M	**158**
VSTI-24EO	**158**
VSTI-26M	**158**
VSTI-27M	**158**
VSTI-2EO	**158**
VSTI-33M	**158**
VSTI-42M	**158**
VSTI-48M	**158**
VSTI-4EO	**158**
VSTI-6EO	**158**
VSTI-8EO	**158**
VT9012525BKHOOK	**1588**
VTC3021-2	**757**
VTC3022-2	**757**
VTC3031-2	**757**
VTC3032-2	**757**
VTC3122-2	**757**
VTC3123-2	**757**
VTC3124-2	**757**
VTC3132-2	**757**
VTC3133-2	**757**
VTC3134-2	**757**
VTF01-118	**761**
VTF01-154	**761**
VTF02-118	**761**
VTF02-154	**761**
VTF-0706	**761**
VTF-1208	**761**
VTF12-141	**761**
VTF12-96	**761**
VTF34-141	**761**
VTF34-96	**761**
VTF38-141	**761**
VTF38-96	**761**
VTFE27.5-39096	**761**
VTFE27.5-39141	**761**
VTFE47.4-62118	**761**
VTFE47.4-62154	**761**
VTFE-B110	**714**
VTFE-B30	**714**
VTFE-B40	**714**
VTFE-B50	**714**
VTFE-B75	**714**
VTFE-BL20	**722**

Code	Page
VTFE-BL30	722
VTFE-BL40	722
VTFE-BL40B	722
VTFE-BL50	722
VTFE-BU35	717
VTFE-BU45	717
VTFE-BU55	717
VTFE-BX35	718
VTFE-BX45	718
VTFE-BX55	718
VTFE-OBL35X90	727
VU1.5X-A	728
VU1.5X-CS	728
VU1.5X-N	728
VU1.5X-S	728
VU1.5X-U	728
VU1.5X-WS	728
VU1.5X-WS(FDA)	728
VU10-A	730
VU10-CS	730
VU10-N	730
VU10-S	730
VU10-U	730
VU10-WS	730
VU10-WS(FDA)	730
VU2-A	728
VU2-CS	728
VU2-N	728
VU2-S	728
VU2-U	728
VU2-WS	728
VU2-WS(FDA)	728
VU2X-A	728
VU2X-CS	728
VU2X-N	728
VU2X-S	728
VU2X-U	728
VU2X-WS	728
VU2X-WS(FDA)	728
VU3-A	729
VU3-CS	729
VU3-N	729
VU3-S	729
VU3-U	729
VU3-WS	729
VU3-WS(FDA)	729
VU4-A	729
VU4-CS	729
VU4-N	729
VU4-S	729
VU4-U	729
VU4-WS	729
VU4-WS-FDA	729
VU4X-A	729
VU4X-CS	729
VU4X-N	729
VU4X-S	729
VU4X-U	729
VU4X-WS	729
VU4X-WS-FDA	729
VU6-A	730
VU6-CS	730
VU6-N	730
VU6-S	730
VU6-U	730
VU6-WS	730
VU6-WS-FDA	730
VU8-A	730
VU8-CS	730
VU8-N	730
VU8-S	730
VU8-U	730
VU8-WS	730
VU8-WS-FDA	730
VUP4.EM	627
VUP4.M	627
VUP4.VM	627
VUP8.EM	627
VUP8.M	627
VUP8.VM	627
VVV1.1010.002	304
VVV1.1010.003	304
VVV1.1313.002	304
VVV1.1313.003	304
VVV1.2019.002	304
VVV1.2019.003	304
VVV1.2525.002	304
VVV1.2525.003	304
VVV1.3031.002	304
VVV1.3031.003	304
VVV1.3939.002	304
VVV1.3939.003	304
VVV1.5051.002	304
VVV1.5051.003	304
VZ05	1175
VZ10	1175
VZ10K	1175
VZ13	1175
VZ13K	1175
VZ17	1175
VZ17K	1175
VZ21	1175
VZ21K	1175
VZ26	1175
VZ26K	1175
VZ33	1175
VZ33K	1175
W	
W0210010100	620
W0210011100	620
W0210012100	620
W0210013100	620
W0215000001	589
W0215000011	589
W0215000021	589
W0215000031	589
W0215000101	589
W0215000111	589
W0215000121	589
W0215000131	589
W0950000132	540
W0950000140	540
W0950000150	540
W0950000201	470
W0950000510	470
W0950000512	470
W0950000516	470
W0950000520	470
W0950000525	470
W0950000711	496
W0950000712	496
W0950000713	496
W0950001100	504
W0950001103	472
W0950060000	496
W0950080001	470
W0950080002	470
W0950080005	470
W0950080010	470
W0950080011	470
W0950080020	470
W0950080025	470
W0950120001	470
W0950120002	470
W0950120005	470
W0950120010	470
W0950120011	470
W0950120020	470
W0950120025	470
W0950200001	470
W0950200002	470
W0950200005	470
W0950200010	470
W0950200011	470
W0950200020	470
W0950200025	470
W0950320002	539
W0950320005	539
W0950320010	539
W0950322001	494
W0950322002	495
W0950322004	494
W0950322010	470
W0950322020	470
W0950322025	470
W0950322030	540
W0950322108	495
W0950326021	540
W0950400002	539
W0950400005	539
W0950400010	539
W0950402001	494
W0950402002	495
W0950402004	494
W0950402010	495
W0950402020	495
W0950402025	496
W0950402030	540
W0950402108	495
W0950406021	540
W0950500002	539
W0950500005	539
W0950500010	539
W0950502001	494
W0950502002	495
W0950502004	494
W0950502010	495
W0950502020	495
W0950502025	496
W0950502030	540
W0950502108	495
W0950506021	540
W0950632001	494
W0950632002	495
W0950632004	494
W0950632108	495
W0950802001	494
W0950802002	495
W0950802004	494
W0950802010	495
W0950802020	495
W0950802025	496
W0950802108	495
W0951002001	494
W0951002002	495
W0951002004	494
W0951002108	495
W0951252001	494
W0951252002	495
W0951252004	494
W0951252008	495
W0951252010	495
W0951252020	495
W0951252025	496
W0951602001	494
W0951602002	495
W0951602004	494
W0951602008	495
W0951602010	495
W0951602020	495
W0952002001	494
W0952002002	495
W0952002004	494
W0952002025	496
W0952022180	504
W0952028184	472
W095X120001	472
W095X120002	472
W095X120005	472
W095X120010	472
W095X120011	472
W095X120020	472
W095X200001	472
W095X200002	472
W095X200005	472
W095X200010	472
W095X200011	472
W095X200020	472
W095X322001	503
W095X322002	504
W095X322003	503
W095X322004	503
W095X322007	504
W095X322008	503
W095X322011	472
W095X322020	472
W095X322050	504
W095X402001	503
W095X402002	504
W095X402003	503
W095X402004	503
W095X402007	504
W095X402008	503
W095X402011	504
W095X402020	504
W095X402050	504
W095X502001	503
W095X502002	504
W095X502003	503
W095X502004	503
W095X502007	504
W095X502008	503
W095X502011	504
W095X502020	504
W095X502050	504
W095X632001	503
W095X632002	504
W095X632003	503
W095X632004	503
W095X632007	504
W095X632008	503
W095X632050	504
W095X802001	503
W095X802002	504
W095X802003	503
W095X802004	503
W095X802007	504
W095X802008	503
W095X802011	504
W095X802020	504
W095X802050	504
W095XA12001	503
W095XA12002	504
W095XA12003	503
W095XA12004	503
W095XA12007	504
W095XA12008	503
W095XA12050	504
W0970512000	831
W10-UEL	153
W10-UES	153
W1211600025	493
W1211600050	493
W1211600080	493
W1211600100	493
W1211600125	493
W1211600160	493
W1211600200	493
W1211600250	493
W1211600320	493
W1211600400	493
W1211600500	493
W1212000025	493
W1212000050	493
W1212000080	493
W1212000100	493
W1212000125	493
W1212000160	493
W1212000200	493
W1212000250	493
W1212000320	493
W1212000400	493
W1212000500	493
W1212500025	493
W1212500050	493
W1212500080	493
W1212500100	493
W1212500125	493
W1212500160	493
W1212500200	493
W1212500250	493
W1212500320	493
W1212500400	493
W1212500500	493
W1213200025	493
W1213200050	493
W1213200080	493
W1213200100	493
W1213200125	493
W1213200160	493
W1213200200	493
W1213200250	493
W1213200320	493
W1213200400	493
W1213200500	493
W12-UEL	153
W12-UES	153
W14-UES	153
W15-UEL	153
W16-UES	153
W1800160010	471
W1800160025	471
W1800160050	471
W1800160080	471
W1800160100	471
W1800160125	471
W1800160160	471
W1800160200	471
W1800160250	471
W1800160320	471

Code	Page
W1800200010	471
W1800200025	471
W1800200050	471
W1800200080	471
W1800200100	471
W1800200125	471
W1800200160	471
W1800200200	471
W1800200250	471
W1800200320	471
W1800200400	471
W1800250010	471
W1800250025	471
W1800250050	471
W1800250080	471
W1800250100	471
W1800250125	471
W1800250160	471
W1800250200	471
W1800250250	471
W1800250320	471
W1800250400	471
W1800250500	471
W1840320025	502
W1840320050	502
W1840320080	502
W1840320100	502
W1840320125	502
W1840320160	502
W1840320200	502
W1840320250	502
W1840320320	502
W1840320400	502
W1840320500	502
W1840400025	502
W1840400050	502
W1840400080	502
W1840400100	502
W1840400125	502
W1840400160	502
W1840400200	502
W1840400250	502
W1840400320	502
W1840400400	502
W1840400500	502
W1840500025	502
W1840500050	502
W1840500080	502
W1840500100	502
W1840500125	502
W1840500160	502
W1840500200	502
W1840500250	502
W1840500320	502
W1840500400	502
W1840500500	502
W1840630025	502
W1840630050	502
W1840630080	502
W1840630100	502
W1840630125	502
W1840630160	502
W1840630200	502
W1840630250	502
W1840630320	502
W1840630400	502
W1840630500	502
W1840800025	502
W1840800050	502
W1840800080	502
W1840800100	502
W1840800125	502
W1840800160	502
W1840800200	502
W1840800250	502
W1840800320	502
W1840800400	502
W1840800500	502
W1841000025	502
W1841000050	502
W1841000080	502
W1841000100	502
W1841000125	502
W1841000160	502
W1841000200	502
W1841000250	502
W1841000320	502
W1841000400	502
W1841000500	502
W18-UEL	153
W20-UES	153
W22-UEL	153
W25-UES	153
W28-UEL	153
W30-UES	153
W3501000100	550
W3501000101	550
W3501000110	550
W3501000111	550
W3501000200	550
W3501000201	550
W3501000210	550
W3501000211	550
W3501000300	550
W3501000311	550
W3501000400	550
W3501000411	550
W3501001100	550
W3501001101	550
W3501001110	550
W3501001111	550
W3501001200	550
W3501001201	550
W3501001210	550
W3501001211	550
W3501001301	550
W3501001311	550
W3501001401	550
W3501001411	550
W35-UEL	153
W3604000001	612
W3604000002	612
W3604000003	612
W3604000004	612
W3604000005	612
W3604000006	612
W3605000001	624
W3606000002	623
W3606000004	623
W38-UES	153
W42-UEL	153
W6001101001	826
W6001101106	826
W6001111011	826
W6001111106	826
W6001111108	826
W6001121021	826
W6001121108	826
W6001121110	826
W6001131112	826
W6-UEL	153
W6-UES	153
W8-UEL	153
W8-UES	153
W-97	1720
WA10	1173
WA13	1173
WA17	1173
WA21	1173
WA26	1173
WA2-6M	1430
WA33	1173
WA3-6M	1430
WA4-6M	1430
WA6-3M	1430
WA8-3M	1430
WAL020102	135
WAL020104	135
WAL020309	135
WAL020324	135
WAL610499	135
WAL610500	135
WAL610519	135
WALLC2-3M	1430
WALLC2-6M	1430
WALLC3312-3M	1430
WALLC3312-6M	1430
WALLC4-3M	1430
WALLC4-6M	1430
WALLC6-3M	1430
WALLC6-6M	1430
WALL-STATION	284
WAM5	1173
WASH-GUN	1657
WATERC1.5D	445
WATERC2.5D	445
WCSD-1332	1413
WCSD-3876	1413
WD-1/2	159
WD-10X1	159
WD-12X1.5	159
WD-14X1.5	159
WD-16X1.5	159
WD-18X1.5	159
WD-20X1.5	159
WD-22X1.5	159
WD-26X1.5	159
WD-27X2	159
WD-3/8	159
WD-33X2	159
WD-42X2	159
WD-48X2	159
WDC1	1558
WDC10	1558
WDC11	1558
WDC12	1558
WDC13	1558
WDC1A	1558
WDC1X	1558
WDC2	1558
WDC2A	1558
WDC2X	1558
WDC3	1558
WDC3X	1558
WDC4	1558
WDC4X	1558
WDC5	1558
WDC6	1558
WDC7	1558
WDC8	1558
WDC9	1558
WDCMOO	1558
WDCO	1558
WDCOO	1558
WDCOOO	1558
WDCOX	1558
WDF-05	1107
WDH-1/2-50	1415
WDH1-10	1431
WDH112-10	1431
WDH112-30	1431
WDH114-10	1431
WDH114-30	1431
WDH1-30	1431
WDH2-10	1431
WDH212-10	1431
WDH212-30	1431
WDH2-30	1431
WDH3-10	1431
WDH3-30	1431
WDH34-10	1431
WDH34-30	1431
WDH4-10	1431
WDH4-30	1431
WDHC1	1533
WDHC180-SS	1533
WDHC1A	1533
WDHC1A-SS	1533
WDHC1-SS	1533
WDHC1X	1533
WDHC1X-SS	1533
WDHC2	1533
WDHC200	1533
WDHC200-SS	1533
WDHC220	1533
WDHC220-SS	1533
WDHC240	1533
WDHC240-SS	1533
WDHC260	1533
WDHC260-SS	1533
WDHC280	1533
WDHC2A	1533
WDHC2A-SS	1533
WDHC2-SS	1533
WDHC2X	1533
WDHC2X-SS	1533
WDHC3	1533
WDHC300	1533
WDHC3-SS	1533
WDHC3X	1533
WDHC3X-SS	1533
WDHC4	1533
WDHC45	1533
WDHC45-SS	1533
WDHC4-SS	1533
WDHC4X	1533
WDHC4X-SS	1533
WDHC5	1533
WDHC5-SS	1533
WDHC6	1533
WDHC6-SS	1533
WDHC7	1533
WDHC7-SS	1533
WDHC8	1533
WDHCMOO	1533
WDHCMOO-SS	1533
WDHCO	1533
WDHCOO	1533
WDHCOOO	1533
WDHCOOO-SS	1533
WDHCOO-SS	1533
WDHCO-SS	1533
WDHCOX	1533
WDHCOX-SS	1533
WE10L-2N	149
WE10L-2RT	149
WE10L-4N	149
WE10L-4RT	149
WE10L-6RT	149
WE10L-8N	149
WE10L-8RT	149
WE10S-4N	149
WE10S-4RT	149
WE10S-6N	149
WE10S-6RT	149
WE10S-8N	149
WE10S-8RT	149
WE12L-2RT	149
WE12L-4N	149
WE12L-4RT	149
WE12L-6N	149
WE12L-6RT	149
WE12L-8N	149
WE12L-8RT	149
WE12S-4N	149
WE12S-4RT	149
WE12S-6N	149
WE12S-6RT	149
WE12S-8N	149
WE12S-8RT	149
WE14S-6N	149
WE14S-6RT	149
WE14S-8N	149
WE14S-8RT	149
WE15L-12N	149
WE15L-12RT	149
WE15L-4RT	149
WE15L-6N	149
WE15L-6RT	149
WE15L-8N	149
WE15L-8RT	149
WE16S-12N	149
WE16S-12RT	149
WE16S-6N	149
WE16S-6RT	149
WE16S-8N	149
WE16S-8RT	149
WE18L-12N	149
WE18L-12RT	149
WE18L-6N	149
WE18L-6RT	149
WE18L-8N	149
WE18L-8RT	149
WE20S-12N	149
WE20S-12RT	149
WE20S-8N	149
WE20S-8RT	149
WE22L-12N	149
WE22L-12RT	149
WE22L-8N	149
WE22L-8RT	149
WE25S-16N	149
WE28L-12N	149
WE28L-16N	149
WE28L-16RT	149
WE30S-20N	149
WE35L-20N	149
WE35L-20RT	149
WE38S-24N	149
WE42L-24N	149

Code	Page
WE6L-2N	**149**
WE6L-2RT	**149**
WE6L-4N	**149**
WE6L-4RT	**149**
WE6L-6N	**149**
WE6L-6RT	**149**
WE6L-8N	**149**
WE6L-8RT	**149**
WE6S-2RT	**149**
WE6S-4N	**149**
WE6S-4RT	**149**
WE6S-6N	**149**
WE6S-6RT	**149**
WE6S-8N	**149**
WE6S-8RT	**149**
WE8L-2N	**149**
WE8L-2RT	**149**
WE8L-4N	**149**
WE8L-4RT	**149**
WE8L-6N	**149**
WE8L-6RT	**149**
WE8L-8N	**149**
WE8L-8RT	**149**
WE8S-4N	**149**
WE8S-4RT	**149**
WE8S-6N	**149**
WE8S-6RT	**149**
WE8S-8N	**149**
WE8S-8RT	**149**
WEEV-06L-1/8	**152**
WEEV-08L-1/4	**152**
WEEV-10L-1/4	**152**
WEEV-12L-3/8	**152**
WEEV-15L-1/2	**152**
WEEV-18L-1/2	**152**
WEEV-22L-3/4	**152**
WEEV-28L-1	**152**
WEEV-35L-114	**152**
WEP-12	**1183**
WES 10 LRK	**134**
WES 10 LRK 3/8	**134**
WES 10 SRK	**134**
WES 12 LRK	**134**
WES 12 LRK 1/4	**134**
WES 12 SRK	**134**
WES 14 SRK	**134**
WES 15 LRK	**134**
WES 16 SRK	**134**
WES 18 LRK	**134**
WES 6 LRK	**134**
WES 6 LRK 1/4	**134**
WES 6 SRK	**134**
WES 8 LRK	**134**
WES 8 SRK	**134**
WEV10L1/4NPT	**122**
WEV10LMK	**122**
WEV10LR3/8K	**122**
WEV10LRK	**122**
WEV10S3/8NPT	**122**
WEV10SMK	**122**
WEV12L1/4NPT	**122**
WEV12L3/8NPT	**122**
WEV12LMK	**122**
WEV12LR1/2K	**122**
WEV12LR1/4K	**122**
WEV12LRK	**122**
WEV12S3/8NPT	**122**
WEV12SMK	**122**
WEV12SRK	**122**
WEV14S1/2NPT	**122**
WEV14SRK	**122**
WEV15L1/2NPT	**122**
WEV15LMK	**122**
WEV15LR3/8K	**122**
WEV15LRK	**122**
WEV16S1/2NPT	**122**
WEV16SMK	**122**
WEV16SRK	**122**
WEV18L1/2NPT	**122**
WEV18LMK	**122**
WEV18LRK	**122**
WEV20S3/4NPT	**122**
WEV22L3/4NPT	**122**
WEV25S1NPT	**122**
WEV28L1NPT	**122**
WEV4LL1/8NPT	**122**
WEV4LLMK	**122**
WEV4LLRK	**122**
WEV6L1/8NPT	**122**
WEV6LL1/8NPT	**122**
WEV6LLMK	**122**
WEV6LLRK	**122**
WEV6LMK	**122**
WEV6LR1/4K	**122**
WEV6LRK	**122**
WEV6S1/4NPT	**122**
WEV6SMK	**122**
WEV6SRK	**122**
WEV8L1/4NPT	**122**
WEV8LL1/8NPT	**122**
WEV8LLMK	**122**
WEV8LLRK	**122**
WEV8LMK	**122**
WEV8LRK	**122**
WEV8S1/4NPT	**122**
WEV8SMK	**122**
WEV8SRK	**122**
WF-12	**260**
WF-16	**260**
WF-20	**260**
WF-24	**260**
WF-M 10 L NBR	**118**
WF-M 10 L VI	**118**
WF-M 10 S NBR	**118**
WF-M 10 S VI	**118**
WF-M 12 L NBR	**118**
WF-M 12 L VI	**118**
WF-M 12 S NBR	**118**
WF-M 12 S VI	**118**
WF-M 15 L NBR	**118**
WF-M 15 L VI	**118**
WF-M 16 S NBR	**118**
WF-M 16 S VI	**118**
WF-M 18 L NBR	**118**
WF-M 18 L VI	**118**
WF-M 20 S NBR	**118**
WF-M 20 S VI	**118**
WF-M 22 L NBR	**118**
WF-M 22 L VI	**118**
WF-M 25 S NBR	**118**
WF-M 25 S VI	**118**
WF-M 28 L NBR	**118**
WF-M 28 L VI	**118**
WF-M 30 S NBR	**118**
WF-M 30 S VI	**118**
WF-M 35 L NBR	**118**
WF-M 35 L VI	**118**
WF-M 38 S NBR	**118**
WF-M 38 S VI	**118**
WF-M 42 L NBR	**118**
WF-M 42 L VI	**118**
WF-M 6 L NBR	**118**
WF-M 6 L VI	**118**
WF-M 6 S NBR	**118**
WF-M 6 S VI	**118**
WF-M 8 L NBR	**118**
WF-M 8 L VI	**118**
WF-M 8 S NBR	**118**
WF-M 8 S VI	**118**
WFV10L35	**135**
WFV12L35	**135**
WFV15L35	**135**
WFV15L40	**135**
WFV16S35	**135**
WFV18L40	**135**
WFV20S35	**135**
WFV20S40	**135**
WFV20S55	**135**
WFV22L40	**135**
WFV22L55	**135**
WFV25S55	**135**
WFV28L40	**135**
WFV30S55	**135**
WFV35L40	**135**
WFV35L55	**135**
WFV42L55	**135**
WF-WD10L/S	**118**
WF-WD12L/S	**118**
WF-WD15L	**118**
WF-WD16S	**118**
WF-WD16SVI	**118**
WF-WD18L	**118**
WF-WD18LVI	**118**
WF-WD20S	**118**
WF-WD20SVI	**118**
WF-WD22L	**118**
WF-WD22LVI	**118**
WF-WD25S	**118**
WF-WD25SVI	**118**
WF-WD28L	**118**
WF-WD28LVI	**118**
WF-WD30S	**118**
WF-WD30SVI	**118**
WF-WD35L	**118**
WF-WD35LVI	**118**
WF-WD38S	**118**
WF-WD38SVI	**118**
WF-WD42L	**118**
WF-WD42LVI	**118**
WF-WD6L/S	**118**
WF-WD8L/S	**118**
WG02	**1659**
WG100-12B-100G	**266**
WG100-12B-160G	**266**
WG100-12B-250G	**266**
WG100-12B-400G	**266**
WG100-12B-600G	**266**
WG100-12R-100G	**266**
WG100-12R-160G	**266**
WG100-12R-250G	**266**
WG100-12R-400G	**266**
WG100-12R-600G	**266**
WG100-38B-10G	**266**
WG100-38B-11BAR	**413**
WG100-38B-14BAR	**413**
WG100-38B-16G	**266**
WG100-38B-1BAR	**413**
WG100-38B-2.5G	**266**
WG100-38B-20BAR	**413**
WG100-38B-28BAR	**413**
WG100-38B-2BAR	**413**
WG100-38B-40BAR	**413**
WG100-38B-40G	**266**
WG100-38B-4BAR	**413**
WG100-38B-4G	**266**
WG100-38B-6G	**266**
WG100-38B-7BAR	**413**
WG100-38R-10G	**266**
WG100-38R-16G	**266**
WG100-38R-2.5G	**266**
WG100-38R-40G	**266**
WG100-38R-4G	**266**
WG100-38R-6G	**266**
WG40-18B-14BAR	**413**
WG40-18B-1BAR	**413**
WG40-18B-2BAR	**413**
WG40-18R-1	**413**
WG40-18R-10	**413**
WG40-18R-16	**413**
WG40-18R-2.5	**413**
WG40-18R-25	**413**
WG40-18R-4	**413**
WG40-18R-6	**413**
WG50-18B-11BAR	**413**
WG50-18B-14BAR	**413**
WG50-18B-200BAR	**413**
WG50-18B-20BAR	**413**
WG50-18B-40BAR	**413**
WG50-18B-4BAR	**413**
WG50-18B-70BAR	**413**
WG50-18B-7BAR	**413**
WG50-18R-1	**413**
WG50-18R-10	**413**
WG50-18R-16	**413**
WG50-18R-2.5	**413**
WG50-18R-25	**413**
WG50-18R-4	**413**
WG50-18R-6	**413**
WG63-14B/-30HG	**266**
WG63-14B-1.6G	**266**
WG63-14B-100G	**266**
WG63-14B-10G	**266**
WG63-14B-11BAR	**413**
WG63-14B-140BAR	**413**
WG63-14B-14BAR	**413**
WG63-14B-160G	**266**
WG63-14B-16G	**266**
WG63-14B-1BAR	**413**
WG63-14B-1G	**266**
WG63-14B-2.5G	**266**
WG63-14B-20BAR	**413**
WG63-14B-250G	**266**
WG63-14B-25G	**266**
WG63-14B-28BAR	**413**
WG63-14B-2BAR	**413**
WG63-14B-400BAR	**413**
WG63-14B-400G	**266**
WG63-14B-40BAR	**413**
WG63-14B-40G	**266**
WG63-14B-4BAR	**413**
WG63-14B-4G	**266**
WG63-14B-600G	**266**
WG63-14B-60G	**266**
WG63-14B-6G	**266**
WG63-14B-70BAR	**413**
WG63-14B-7BAR	**413**
WG63-14FPM-11BAR	**413**
WG63-14FPM-14BAR	**413**
WG63-14FPM-1BAR	**413**
WG63-14FPM-20BAR	**413**
WG63-14FPM-28BAR	**413**
WG63-14FPM-2BAR	**413**
WG63-14FPM-40BAR	**413**
WG63-14FPM-4BAR	**413**
WG63-14FPM-7BAR	**413**
WG63-14R/-30HG	**266**
WG63-14R-1.6G	**266**
WG63-14R-100G	**266**
WG63-14R-10G	**266**
WG63-14R-160G	**266**
WG63-14R-16G	**266**
WG63-14R-1G	**266**
WG63-14R-2.5G	**266**
WG63-14R-250G	**266**
WG63-14R-25G	**266**
WG63-14R-400G	**266**
WG63-14R-40G	**266**
WG63-14R-4G	**266**
WG63-14R-600G	**266**
WG63-14R-60G	**266**
WG63-14R-6G	**266**
WG63-716B-1/9	**265**
WG-9	**1609**
WG-900KIT	**1609**
WGB-100	**413**
WGB-63	**413**
WGS-01	**1609**
WGS-02	**1609**
WGS-03	**1609**
WGS-04	**1609**
WGS-05	**1609**
WGS-06	**1609**
WHV-06L-2EO-WDS	**163**
WHV-06S-4EO-WDS	**163**
WHV-08L-4EO-WDS	**163**
WHV-08S-4EO-WDS	**163**
WHV-10L-4EO-WDS	**163**
WHV-10L-4RG	**157**
WHV-10L-6EO-WDS	**163**
WHV-10L-6G	**157**
WHV-10S-4EO-WDS	**163**
WHV-10S-4RG	**157**
WHV-10S-6EO-WDS	**163**
WHV-10S-6G	**157**
WHV-12L-4EO-WDS	**163**
WHV-12L-4RG	**157**
WHV-12L-6EO-WDS	**163**
WHV-12L-6RG	**157**
WHV-12L-8EO-WDS	**163**
WHV-12L-8RG	**157**
WHV-12S-6EO-WDS	**163**
WHV-12S-6RG	**157**
WHV-14S-8EO-WDS	**163**
WHV-14S-8RG	**157**
WHV-15L-8EO-WDS	**163**
WHV-15L-8RG	**157**
WHV-16S-8EO-WDS	**163**
WHV-16S-8RG	**157**
WHV-18L-8EO-WDS	**163**
WHV-18L-8RG	**157**
WHV-20S-12EO-WDS	**163**
WHV-20S-12RG	**157**
WHV-22L-12EO-WDS	**163**
WHV-22L-12RG	**157**
WHV-25S-16EO-WDS	**163**
WHV-25S-16RG	**157**
WHV-28L-16EO-WDS	**163**
WHV-28L-16RG	**157**
WHV-30S-20EO-WDS	**163**
WHV-30S-20RG	**157**

Code	Page
WHV-35L-20EO-WDS	**163**
WHV-35L-20RG	**157**
WHV-38S-24EO-WDS	**163**
WHV-38S-24RG	**157**
WHV-42L-24EO-WDS	**163**
WHV-42L-24RG	**157**
WHV-4LL-2EO-WDS	**163**
WHV-6L-2RG	**157**
WHV-6LL-2EO-WDS	**163**
WHV-6S-4RG	**157**
WHV-8L-4RG	**157**
WHV-8LL-2EO-WDS	**163**
WHV-8S-4RG	**157**
WI10	**1173**
WI13	**1173**
WI17	**1173**
WI21	**1173**
WI26	**1173**
WI33	**1173**
WIM5	**1173**
WL1	**1489**
WL112	**1489**
WL114	**1489**
WL12	**1489**
WL14	**1489**
WL2	**1489**
WL212	**1489**
WL3	**1489**
WL34	**1489**
WL38	**1489**
WL4	**1489**
WN-1	**1185**
WN-112	**1185**
WN-114	**1185**
WN-12	**1185**
WN-14	**1185**
WN-18	**1185**
WN-2	**1185**
WN-212	**1185**
WN-3	**1185**
WN-34	**1185**
WN-38	**1185**
WN-4	**1185**
WO.DEP	**1627**
WO.DEPF	**1627**
WP3URT	**1489**
WP4URT	**1489**
WR10LA2M	**117**
WR10LVIA2M	**117**
WR10SA2M	**117**
WR112	**1489**
WR114	**1489**
WR12LA2M	**117**
WR12LVIA2M	**117**
WR12SA2M	**117**
WR12SVIA2M	**117**
WR15LA2M	**117**
WR15LVIA2M	**117**
WR16SA2M	**117**
WR16SVIA2M	**117**
WR18LA2M	**117**
WR18LVIA2M	**117**
WR2	**1489**
WR20SA2M	**117**
WR20SVIA2M	**117**
WR212	**1489**
WR22LA2M	**117**
WR22LVIA2M	**117**
WR25SA2M	**117**
WR25SVIA2M	**117**
WR28LA2M	**117**
WR28LVIA2M	**117**
WR3	**1489**
WR30SVIA2M	**117**
WR35LA2M	**117**
WR35LVIA2M	**117**
WR38SA2M	**117**
WR38SVIA2M	**117**
WR3URT	**1489**
WR4	**1489**
WR42LA2M	**117**
WR42LVIA2M	**117**
WR4URT	**1489**
WR6LA2M	**117**
WR6LVIA2M	**117**
WR6SA2M	**117**
WR6SVIA2M	**117**
WR8LA2M	**117**
WR8LVIA2M	**117**
WR8SVIA2M	**117**
WRSLEEVE-100	**46**
WRSLEEVE-125	**46**
WRSLEEVE-150	**46**
WRSLEEVE-175	**46**
WRSLEEVE-200	**46**
WRSLEEVE-25	**46**
WRSLEEVE-75	**46**
WS 10 L	**133**
WS 12 L	**133**
WS 12 S	**133**
WS 15 L	**133**
WS 16 S	**133**
WS 18 L	**133**
WS 20 S	**133**
WS 22 L	**133**
WS 25 S	**133**
WS 28 L	**133**
WS 30 S	**133**
WS 35 L	**133**
WS 38 S	**133**
WS 42 L	**133**
WS 6 L	**133**
WS 6 S	**133**
WS 8 L	**133**
WS 8 S	**133**
WSHOP-STATION	**284**
WSL10	**1173**
WSL13	**1173**
WSL17	**1173**
WSL21	**1173**
WSL26	**1173**
WSL33	**1173**
WSLM5	**1173**
WSV10L	**123**
WSV-10L-FT	**156**
WSV10S	**123**
WSV-10S-FT	**156**
WSV12L	**123**
WSV-12L-FT	**156**
WSV12S	**123**
WSV-12S-FT	**156**
WSV14S	**123**
WSV-14S-FT	**156**
WSV15L	**123**
WSV-15L-FT	**156**
WSV16S	**123**
WSV-16S-FT	**156**
WSV18L	**123**
WSV-18L-FT	**156**
WSV20S	**123**
WSV-20S-FT	**156**
WSV22L	**123**
WSV-22L-FT	**156**
WSV25S	**123**
WSV-25S-FT	**156**
WSV28L	**123**
WSV-28L-FT	**156**
WSV30S	**123**
WSV-30S-FT	**156**
WSV35L	**123**
WSV-35L-FT	**156**
WSV38S	**123**
WSV-38S-FT	**156**
WSV42L	**123**
WSV-42L-FT	**156**
WSV6L	**123**
WSV-6L-FT	**156**
WSV6S	**123**
WSV-6S-FT	**156**
WSV8L	**123**
WSV-8L-FT	**156**
WSV8S	**123**
WSV-8S-FT	**156**
WTC28	**1092**
WTG100-120	**265**
WTG100-200	**265**
WTG100-60	**265**
WTG100-TE-120	**417**
WTG100-TE-60	**417**
WTG160-120	**417**
WTG160-60	**417**
WTG63-120	**265**
WTG63160-120	**417**
WTG63160-60	**417**
WTG63-200	**265**
WTG63-60	**265**
WV06S	**123**
WV08S	**123**
WV10L	**123**
WV10S	**123**
WV12L	**123**
WV12S	**123**
WV14S	**123**
WV15L	**123**
WV16S	**123**
WV18L	**123**
WV20S	**123**
WV22L	**123**
WV25S	**123**
WV28L	**123**
WV30S	**123**
WV35L	**123**
WV38S	**123**
WV42L	**123**
WV4LL	**123**
WV6L	**123**
WV6LL	**123**
WV8L	**123**
WV8LL	**123**
X	
X-110-UPVC	**1103**
X-16-UPVC	**1103**
X-20-UPVC	**1103**
X25-N6	**760**
X25-S3	**760**
X-25-UPVC	**1103**
X25-W3	**760**
X3039302	**558**
X3044002	**558**
X3044302	**558**
X3044802	**558**
X3045102	**558**
X3045502	**558**
X3046302	**558**
X3046402	**558**
X3046502	**558**
X3047202	**558**
X3047702	**558**
X3047802	**558**
X3048202	**558**
X3048402	**558**
X3064002	**558**
X3064202	**558**
X3064402	**558**
X3065102	**558**
X3066502	**558**
X3067702	**558**
X3067802	**558**
X3068202	**558**
X3068402	**558**
X30-N6	**760**
X30-S3	**760**
X30-W3	**760**
X-32-UPVC	**1103**
X3343702	**558**
X3343802	**558**
X3347802	**558**
X3363702	**558**
X3363802	**558**
X3367802	**558**
X-40-UPVC	**1103**
X45-N6	**760**
X45-S3	**760**
X45-W3	**760**
X-50-UPVC	**1103**
X55-N6	**760**
X55-S3	**760**
X55-W3	**760**
X65-N6	**760**
X65-S3	**760**
X65-W3	**760**
X75-N6	**760**
X75-S3	**760**
X-75-UPVC	**1103**
X75-W3	**760**
X-90-UPVC	**1103**
XBF0202	**64**
XBF0204	**64**
XBF0404	**64**
XBF0406	**64**
XBF0408	**64**
XBF0606	**64**
XBF0608	**64**
XBF0808	**64**
XBF1010	**64**
XBF1212	**64**
XBF1216	**64**
XBF1616	**64**
XBF2020	**64**
XBF2424	**64**
XBF3232	**64**
XBMBF0202	**64**
XBMBF0404	**64**
XBMBF0604	**64**
XBMBF0606	**64**
XBMBF0806	**64**
XBMBF0808	**64**
XBMBF0812	**64**
XBMBF1010	**64**
XBMBF1212	**64**
XBMBF1616	**64**
XBMBF2020	**64**
XBMBF2424	**64**
XBMBF3232	**64**
XBMF0402	**64**
XBMF0404	**64**
XBMF0406	**64**
XBMF0604	**64**
XBMF0606	**64**
XBMF0608	**64**
XBMF0612	**64**
XBMF0806	**64**
XBMF0808	**64**
XBMF0812	**64**
XBMF0816	**64**
XBMF1212	**64**
XBMF1216	**64**
XBMF1612	**64**
XBMF1616	**64**
XBMF2424	**64**
XBMF3232	**64**
XBMJF0409	**77**
XBMJF0609	**77**
XBMJF0612	**77**
XBMJF0812	**77**
XBMJF0814	**77**
XBMJF1014	**77**
XBMJF1217	**77**
XFN0202	**65**
XFN0404	**65**
XFN0606	**65**
XFN0608	**65**
XFN0808	**65**
XFN1212	**65**
XFN1616	**65**
XFN2020	**65**
XFN2424	**65**
XFN3232	**65**
XGNSS	**1659**
XGNSSR	**1659**
XJF0707	**76**
XJF0909	**76**
XJF1212	**76**
XJF1414	**76**
XJF1717	**76**
XJF1919	**76**
XJF2121	**76**
XJMF0707	**77**
XJMF0808	**77**
XJMF0909	**77**
XJMF1212	**77**
XJMF1414	**77**
XJMF1717	**77**
XJMF2121	**77**
XJMF2626	**77**
XLPECSDH-13-10	**1433**
XLPECSDH-13-40	**1433**
XLPECSDH-19-10	**1433**
XLPECSDH-19-40	**1433**
XLPECSDH-25-10	**1433**
XLPECSDH-25-40	**1433**
XLPECSDH-32-10	**1433**
XLPECSDH-32-40	**1433**
XLPECSDH-38-10	**1433**
XLPECSDH-38-40	**1433**
XLPECSDH-51-10	**1433**
XLPECSDH-51-40	**1433**
XMB0404	**63**
XMB0406	**63**
XMB04J07	**77**

Code	Page
XMB04J08	77
XMB04J09	77
XMB04N04	64
XMB0606	63
XMB0608	63
XMB06J09	77
XMB06J12	77
XMB06N06	64
XMB0808	63
XMB0812	63
XMB08J12	77
XMB08J14	77
XMB08N08	64
XMB1212	63
XMB12J14	77
XMB12J17	77
XMB1616	63
XMB16J17	77
XMB16J21	77
XMB20J26	77
XMB24J30	77
XMB3232	63
XMBP02T02	63
XMBP04T02	63
XMBP04T04	63
XMBP06T06	63
XMBP08T06	63
XMBP08T08	63
XMBP12T12	63
XMBP16T16	63
XMBS0202	63
XMBS0402	63
XMBS0404	63
XMBS0606	63
XMBS0808	63
XMBS1212	63
XMBS1612	63
XMBS1616	63
XMBS2020	63
XMJ0909	77
XMJ1212	77
XMJ1414	77
XMJ1717	77
XMJ1919	77
XMJ2121	77
XMJ2626	77
XMJ3030	77
XMN04	65
XMN06	65
XMN08	65
XMN12	65
XMN16	65
XMN20	65
XMN24	65
XMN32	65
XNMF0202	65
XNMF0404	65
XNMF0604	65
XNMF0606	65
XNMF0806	65
XNMF0808	65
XNMF1212	65
XNMF1616	65
XNMF2020	65
XNMF2424	65
XO-10	1174
XO-13	1174
XO-17	1174
XO-21	1174
XP73AE61.000	1054
XP73CE61.000	1054
XP73DE61.000	1054
XP73EE61.000	1054
XP83FE61000	1054
XP83GE61000	1054
XS2001	1500
XS4001	1502
XSHC04	557
XY-720	1025
XY-790H	1025
XY-790L	1025
Y	
Y64A-4GA-N1N	685
Y64A-4GA-N2N	685
Y68A-6GN-N1N	685
Y68A-6GN-N2N	685
Y68A-8GN-N1N	685
Y68A-BGN-N1N	685
Y68A-BGN-N2N	685
YLH-1	1424
YLH-1-10	1424
YLH-112	1424
YLH-112-10	1424
YLH-114	1424
YLH-114-10	1424
YLH-2	1424
YLH-2-10	1424
YLH2-100M-ASSY	1426
YLH2-25M-ASSY	1426
YLH2-50M-ASSY	1426
YLH-3	1424
YLH-3-10	1424
YLH3-100M-ASSY	1426
YLH3-25M-ASSY	1426
YLH3-50M-ASSY	1426
YLH-4	1424
YLH-4-10	1424
YLH4-100M-ASSY	1426
YLH4-25M-ASSY	1426
YLH4-50M-ASSY	1426
YLH-5	1424
YLH-5-10	1424
YLH-6	1424
YLH-6-10	1424
YLH6-100M-ASSY	1426
YLH6-25M-ASSY	1426
YLH6-50M-ASSY	1426
YLH-8	1424
YLH-8-10	1424
YLH8-25M-ASSY	1426
YLH8-50M-ASSY	1426
YPS-1	630
YPS-12	630
YPS-14	630
YPS-18	630
YPS-34	630
YPS-38	630
YRC25	1459
YRC50	1459
YS-1	972
YS-112	972
YS-114	972
YS-12	972
YS-2	972
YS-212	972
YS-3	972
YS-34	972
YS-4	972
YT-1000RDM534S00	1023
YT-1000RDN534S01	1023
YZ6185/IP65	1460
YZ7325	1460
Z	
Z29100BREATHE	677
Z4MB02	70
Z4MB04	70
Z4MB06	70
Z4MB08	70
Z4MB10	70
Z4MB12	70
Z4MB16	70
Z4MB20	70
Z4MB24	70
ZA02-9	1449
ZA04-10B-HIVIS	1449
ZA05-15-38-HIVIS	1449
ZA05-15-HIVIS	1449
ZA05-20B12-HIVIS	1449
ZA05-20B-HIVIS	1449
ZBKV01N	1637
ZBKV34N	1637
ZBOP60	1624
ZC 100	511
ZC 125	511
ZC 32	511
ZC 40	511
ZC 50	511
ZC 63	511
ZC 80	511
ZDLI34N	1654
ZFB02	67
ZFB04	67
ZFB06	67
ZFB08	67
ZFB10	67
ZFB12	67
ZFB16	67
ZFB20	67
ZFB24	67
ZFB32	67
ZFE10	1628
ZFEWB	1628
ZFFL02B	1628
ZFFMB04	66
ZFFMB06	66
ZFFMB08	66
ZFFMB10	66
ZFFMB12	66
ZFFMB16	66
ZFFMB20	66
ZFFMJ07	78
ZFFMJ08	78
ZFFMJ09	78
ZFFMJ12	78
ZFFMJ14	78
ZFFMJ17	78
ZFFMJ21	78
ZFFMJ26	78
ZFFS10BSP	1628
ZFJ07	79
ZFJ08	79
ZFJ09	79
ZFJ12	79
ZFJ14	79
ZFJ17	79
ZFJ21	79
ZFN34	1621
ZFNL4ST	1656
ZFNL8	1655
ZFNL9B	1655
ZFSM1	1655
ZFSM5	1655
ZG77	1640
ZGGH01	1648
ZHC203B	1648
ZHC21XL	1648
ZHCSW3B	1648
ZMB02BS	67
ZMB04	67
ZMB04BS	67
ZMB06	67
ZMB06BS	67
ZMB08	67
ZMB08BS	67
ZMB10BS	67
ZMB12	67
ZMB12BS	67
ZMB16	67
ZMB16BS	67
ZMB24	67
ZMB24BS	67
ZMB32	67
ZMCJ-06-W	548
ZMCP-06-W	548
ZMCR-06-W	548
ZMFFB02	66
ZMFFB04	66
ZMFFB06	66
ZMFFB08	66
ZMFFB10	66
ZMFFB12	66
ZMFFB16	66
ZMFFB20	66
ZMFFJ07	78
ZMFFJ08	78
ZMFFJ09	78
ZMFFJ12	78
ZMFFJ14	78
ZMFFJ17	78
ZMFFJ21	78
ZMFMB02	66
ZMFMB04	66
ZMFMB06	66
ZMFMB08	66
ZMFMB10	66
ZMFMB12	66
ZMFMB16	66
ZMFMB20	66
ZMFMJ07	78
ZMFMJ08	78
ZMFMJ09	78
ZMFMJ12	78
ZMFMJ14	78
ZMFMJ17	78
ZMFMJ21	78
ZMFMJ26	78
ZMFMJ30	78
ZMJ07	79
ZMJ09	79
ZMJ12	79
ZMJ14	79
ZMJ17	79
ZMJ19	79
ZMJ21	79
ZMMFB02	66
ZMMFB04	66
ZMMFB06	66
ZMMFB08	66
ZMMFB12	66
ZMMFB16	66
ZMMFB20	66
ZMMFJ07	79
ZMMFJ09	79
ZMMFJ12	79
ZMMFJ14	79
ZMMFJ17	79
ZMMFJ26	79
ZMN02	67
ZMN04	67
ZMN06	67
ZMN08	67
ZO-10	1174
ZO-13	1174
ZO-17	1174
ZO-21	1174
ZODP15	1655
ZOLP16	1638
ZPTLH	1672
ZPTLTC	1672
ZS 160	511
ZS 200	511
ZS15E1-10L	1030
ZS15E2-10L	1030
ZS15E4-10L	1030
ZS15E7-10L	1030
ZS15VE1-10LS2	1030
ZS15VE2-10LS2	1030
ZS15VE4-10LS2	1030
ZS15VE7-10LS2	1030
ZS20E1	1030
ZS20E2	1030
ZS20E4	1030
ZS20E7	1030
ZS20VE1S2	1030
ZS20VE2S2	1030
ZS20VE4S2	1030
ZS20VE7S2	1030
ZS25E1-25L	1030
ZS25E2	1030
ZS25E4	1030
ZS25E7	1030
ZS25VE1S2	1030
ZS25VE2S2	1030
ZS25VE4S2	1030
ZS25VE7S2	1030
ZSGGR400T	1640
ZTHT01	1648
ZV-05	1175
ZV-05FKM	1175
ZV-10	1175
ZV-10FKM	1175
ZV-13	1175
ZV-13FKM	1175
ZV-17	1175
ZV-17FKM	1175
ZV-21	1175
ZV-21FKM	1175
ZV-26	1175
ZV-33	1175

RAM REPAIR SERVICE

Hopespare
HYDRAULIC AND PNEUMATIC CONNECTORS

HYDRAULIC & PNEUMATIC RAM REPAIRS

Onsite Workshop & Fully Tested

We are here for all your **RAM, HYDRAULIC** and **PNEUMATIC** needs.
Drop off and collection service available through all of our locations!

Aylesbury

Unit 1 March Place
Gatehouse Way
Aylesbury
HP19 8UG

E: aylesbury@hopespare.com

T: 01296 484934

F: 01296 435567

Enfield

Unit 31 Woodall Road
Redburn Industrial Estate
Enfield
EN3 4LQ

E: enfield@hopespare.com

T: 020 8804 9001

F: 020 8805 3359

Hemel Hempstead

Head Office

Units 17 & 19
McDonald Business Park
Hemel Hempstead
HP2 7EB

E: sales@hopespare.com

T: 01442 212961

F: 01442 219021

Watford

13 Empire Centre
Imperial Way
Watford
WD24 4YH

E: watford@hopespare.com

T: 01923 801488

F: 01923 801788

www.hopespare.com

Hopespare

HYDRAULIC AND PNEUMATIC CONNECTORS

Aylesbury

Unit 1 March Place
Gatehouse Way
Aylesbury
HP19 8UG
T: 01296 484934
F: 01296 435567
E: aylesbury@hopespare.com

Hemel Hempstead
Head Office (no Trade Counter)

Units 17 & 19
McDonald Business Park
Hemel Hempstead HP2 7EB
T: 01442 212961
F: 01442 219021
E: sales@hopespare.com

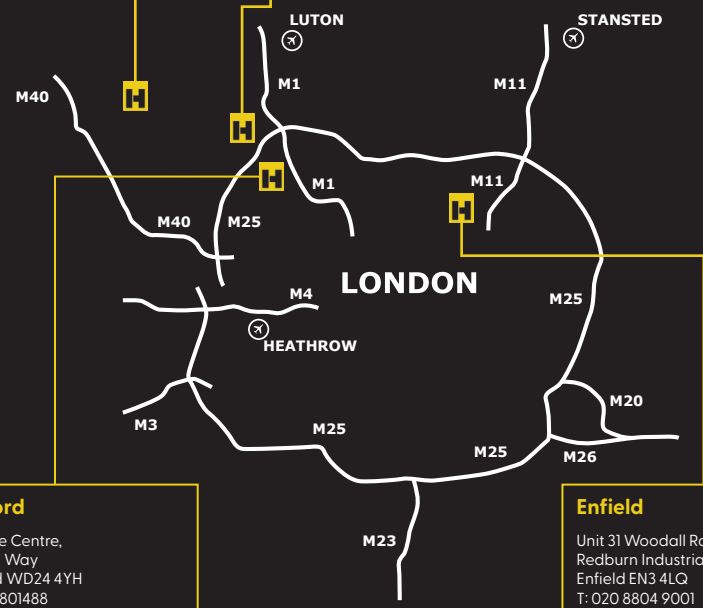

Watford

13 Empire Centre,
Imperial Way
Watford WD24 4YH
T: 01923 801488
F: 01923 801788
E: watford@hopespare.com

Enfield

Unit 31 Woodall Road,
Redburn Industrial Estate
Enfield EN3 4LQ
T: 020 8804 9001
F: 020 8805 3359
E: enfield@hopespare.com

Mobile Service:
FREEPHONE 0800 056 5644

Ram Repairs:
01442 212961

www.hopespare.com