INDUSTRIAL AIR HOSES

venAir

DUCTINGS FOR ABRASIVE PRODUCTS

VENA TECHNIPUR

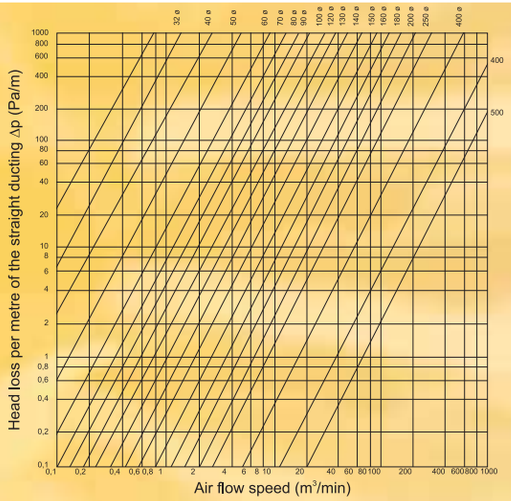

CONSTRUCTION:

VENA TECHNIPUR
Polyurethane sheeting with coppered steel wire. Wall thickness: 0.5 mm.

VENA TECHNIPUR-S
Polyurethane sheeting with steel wire coated with white PVC.
Wall thickness: 0.8 mm. More resistant to pressure and depression than Technipur.

VENA TECHNIPUR-VAC
Polyurethane sheeting with steel wire coated with white PVC. Wall thickness: 1.2 mm.
Greater resistance to vacuum.

ALTERNATIVES:
- Antistatic: With a copper wire parallel to the wire spiral for better electrostatic discharge.
- Food grade: With special food-grade polyurethane for transporting foodstuffs.

SPECIFICATIONS:
Manufactured using 100% polyurethane sheeting, they are highly stable in the presence of oil, grease and aliphatic hydrocarbons (petrol). However, aromatic hydrocarbons and chlorine can occasionally produce slight swelling. They are insoluble in alcohol, water and ether, but less resistant to hot water and steam.

PROPERTIES:
- Polyurethane is TEN TIMES more resistant to abrasion than PVC.
- It is stable to hydrolysis and technical fumes.
- It does not contain cadmium.
- Highly resistant to ageing.
- Highly flexible.
- Temperature scale: From -18ºC to +80ºC (up to 100ºC for short periods of time).

APPLICATIONS:
Appropriate for the aspiration of all kinds of abrasive particles, such as:
Sawdust, splinters, granules, salt, sugar and all kinds of powder, including cement.
Ideal for all kinds of machinery for the wood industry.

TECHNIPUR (Thickness 0,5 mm)

Inner Ø (mm)	Working Pressure (bar)	Vacuum Resistance (bar)	Bending Radius (mm)	Weight ±5% (g/m)
40	- -	- -	- -	- -
45	- -	- -	- -	- -
50	0,56	0,22	60	205
55	0,49	0,20	65	243
60	0,43	0,18	70	280
65	0,38	0,16	75	317
70	0,34	0,15	80	354
75	0,31	0,14	85	391
80	0,28	0,12	90	428
90	0,23	0,11	100	503
100	0,20	0,09	110	577
102	0,19	0,09	112	592
110	0,17	0,08	120	651
120	0,15	0,08	130	725
127	0,14	0,07	137	777
130	0,14	0,07	140	800
140	0,12	0,06	150	874
150	0,11	0,06	160	948
160	0,10	0,05	170	1.022
170	0,09	0,05	180	1.097
180	0,08	0,05	190	1.171
200	0,07	0,04	210	1.320
204	0,07	0,04	214	1.349
225	0,06	0,03	235	1.505
254	0,05	0,03	264	1.721
280	0,04	0,03	290	1.914
300	0,04	0,02	310	2.062
325	0,04	0,02	335	2.248
350	0,03	0,02	360	2.434
400	0,03	0,02	410	2.805
450	0,02	0,01	460	3.176
500	0,02	0,01	510	3.548

TECHNIPUR-S (Thickness 0,8 mm)

Inner Ø (mm)	Working Pressure (bar)	Vacuum Resistance (bar)	Bending Radius (mm)	Weight ±5% (g/m)
40	1,48	0,44	60	350
45	1,32	0,39	66	404
50	1,18	0,35	73	457
55	1,07	0,32	79	511
60	0,98	0,29	85	564
65	0,90	0,27	91	618
70	0,84	0,25	98	671
75	0,78	0,23	104	725
80	0,73	0,22	110	779
90	0,65	0,19	123	886
100	0,58	0,17	135	993
102	0,57	0,17	138	1.014
110	0,53	0,16	148	1.100
120	0,48	0,14	160	1.207
127	0,46	0,13	169	1.282
130	0,45	0,13	173	1.314
140	0,41	0,12	185	1.421
150	0,39	0,11	198	1.529
160	0,36	0,11	210	1.636
170	0,34	0,10	223	1.743
180	0,32	0,09	235	1.850
200	0,29	0,08	260	2.064
204	0,28	0,08	265	2.107
225	0,25	0,07	291	2.332
255	0,22	0,07	329	2.654
280	0,20	0,06	360	2.922
300	0,19	0,06	385	3.136
325	0,18	0,05	416	3.404
350	0,16	0,05	448	3.672
400	0,14	0,04	510	4.207
450	0,13	0,04	573	4.743
500	0,11	0,03	635	5.279

TECHNIPUR-VAC (Thickness 1,2 mm)

Inner Ø (mm)	Working Pressure (bar)	Vacuum Resistance (bar)	Bending Radius (mm)	Weight ±5% (g/m)
40	2,60	0,76	70	714
45	2,30	0,68	78	767
50	2,07	0,61	85	820
55	1,87	0,55	93	874
60	1,71	0,51	100	927
65	1,58	0,47	108	980
70	1,46	0,43	115	1.033
75	1,36	0,40	123	1.086
80	1,28	0,38	130	1.139
90	1,13	0,34	145	1.246
100	1,01	0,30	160	1.352
102	0,99	0,30	163	1.373
110	0,92	0,27	175	1.458
120	0,84	0,25	190	1.565
127	0,79	0,24	201	1.639
130	0,77	0,23	205	1.671
140	0,72	0,22	220	1.777
150	0,67	0,20	235	1.883
160	0,63	0,19	250	1.990
170	0,59	0,18	265	2.096
180	0,55	0,17	280	2.202
200	0,50	0,15	310	2.415
204	0,49	0,15	316	2.457
225	0,44	0,13	348	2.681
255	0,39	0,12	393	3.000
280	0,35	0,11	430	3.265
300	0,33	0,10	460	3.478
325	0,30	0,09	498	3.744
350	0,28	0,09	535	4.010
400	0,24	0,07	610	4.541
450	0,22	0,07	685	5.073
500	0,19	0,06	760	5.604

DIFFERENT MANUFACTURING DIAMETERS OF BETWEEN 40 AND 500 mm (except VENA TECHNIPUR which is manufactured as from diameter 50 mm)
LENGTH OF MANUFACTURE: 5 and 10m, with lengths of up to 25 m to order.

HIGH-TEMPERATURE AIR DUCTINGS

VENA HT/VENA HTD

CONSTRUCTION:
Coated SILICONE Fiberglass fabric.

VENA HT: One single layer of coated SILICONE fiberglass, with a visible steel wire spiral inside the pipe.

VENA HTD: Two layers of coated SILICONE fiberglass, with the wire spiral positioned between the two layers.

HT/HTD
SPECIFICATIONS
Colour: redbrown
Temperature scale: from -55ºC to +260ºC
Up to 300°C for short periods of time

APPLICATIONS
- Extraction of hot air from ceramic kilns • Heating of aeroplane or helicopter cockpits
- Ventilation and climate control on board ships • Covering of pipes transporting hot air Transport of air in places with high exterior temperatures • Protection of electricity cables that run through very hot places.

VENA HT / HTD ECO (M1-F1)
On demand, it is possible a special M1 fire classification (UNE. 23.727-90) and F1 (NF F16-101)

DIFFERENT MANUFACTURING DIAMETERS OF BETWEEN 13 AND 300 mm / LENGTH OF MANUFACTURE: 4 or 6m, depending on diameter.

Vena® HT Technical Specifications

Inner Ø (mm)	Thickness (mm) +0,04-0,02	Outer Ø (mm)	Working Pressure (bar)	Weight (g/m) ±5%	Vacuum Resistance (bar)	Bending Radius (mm)
25		25,6	1,76	104	0,54	34
32		32,6	1,66	148	0,50	44
38		38,6	1,58	185	0,47	52
45		45,6	1,49	228	0,43	61
51		51,6	1,42	265	0,41	69
57		57,6	1,35	302	0,38	77
60		60,6	1,31	321	0,37	81
63		63,6	1,28	339	0,36	85
70		70,6	1,21	383	0,33	95
76	0,3	76,6	1,15	420	0,31	103
80		80,6	1,11	444	0,30	108
90		90,6	1,02	506	0,27	121
102		102,6	0,92	581	0,24	137
150		150,6	0,62	877	0,14	201
152,4		153	0,60	892	0,14	205
180		180,6	0,48	1063	0,10	242
200		200,6	0,40	1187	0,08	268
250		250,6	0,27	1496	0,05	335
300		300,6	0,17	1805	0,03	402

Technical Specifications Vena® HTD

Inner Ø (mm)	Thickness (mm) +0,04-0,02	Outer Ø (mm)	Working Pressure (bar)	Weight (g/m) ±5%	Vacuum Resistance (bar)	Bending Radius (mm)
25		26,2	2,27	233	0,66	38
32		33,2	2,12	279	0,62	48
38		39,2	2,01	319	0,58	57
45		46,2	1,88	365	0,54	68
51		52,2	1,78	405	0,51	77
57		58,2	1,68	445	0,48	86
60		61,2	1,64	464	0,47	91
63		64,2	1,59	484	0,45	95
70		71,2	1,49	530	0,42	106
76	0,6	77,2	1,41	570	0,40	115
80		81,2	1,36	597	0,38	121
90		91,2	1,24	663	0,35	136
102		103,2	1,11	742	0,31	154
150		151,2	0,71	1059	0,19	226
152,4		153,6	0,69	1075	0,19	230
180		181,2	0,54	1257	0,14	271
200		201,2	0,45	1389	0,12	302
250		251,2	0,28	1720	0,07	377
300		301,2	0,18	2050	0,04	452

eadlossDiagramforVenaHT/HTD

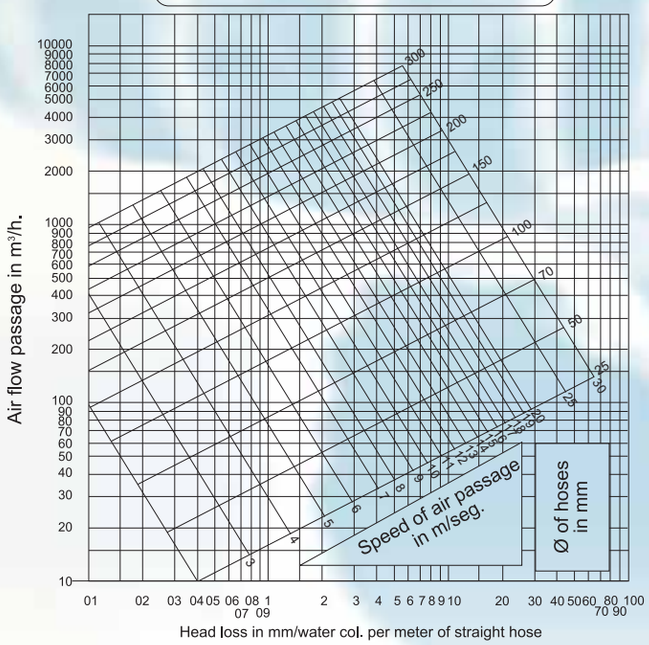

MEDIUM-TEMPERATURE AIR DUCTINGS

VENA MT/VENA MTD

CONSTRUCTION:
Coated NEOPRENE Fiberglass fabric.

VENA MT: One single layer of coated NEOPRENE fiberglass, with a visible steel wire spiral inside the pipe.

VENA MTD: Two layers of coated NEOPRENE fiberglass, with the wire spiral positioned between the two layers.

MT/MTD SPECIFICATIONS
Colour: Black
Temperature scale: from -55ºC to +125ºC
Up to 150°C for short periods of time
Resistance to fire: M1 classification (UNE.23.727-90)

APPLICATIONS:
• Cooling of electronic units • Transport of hot air in printing machines and plastic bag production machines • Extraction of engine exhaust fumes • Aspiration of welding fumes.

VENA MT / MTD ECO (M1-F1)
On demand, it is possible a special F1 (NF F16-101) fumes classification version.

DIFFERENT MANUFACTURING DIAMETERS OF BETWEEN 13 AND 300 mm / LENGTH OF MANUFACTURE: 4 or 6m, depending on diameter.

Vena® MT Technical Specifications

Inner Ø (mm)	Thickness (mm) +0,04-0,02	Outer Ø (mm)	Working Pressure (bar)	Weight (g/m) ±5%	Vacuum Resistance (bar)	Bending Radius (mm)
25		25,6	1,76	104	0,54	34
32		32,6	1,66	148	0,50	44
38		38,6	1,58	185	0,47	52
45		45,6	1,49	228	0,43	61
51		51,6	1,42	265	0,41	69
57		57,6	1,35	302	0,38	77
60		60,6	1,31	321	0,37	81
63		63,6	1,28	339	0,36	85
70		70,6	1,21	383	0,33	95
76	0,3	76,6	1,15	420	0,31	103
80		80,6	1,11	444	0,30	108
90		90,6	1,02	506	0,27	121
102		102,6	0,92	581	0,24	137
150		150,6	0,62	877	0,14	201
152,4		153	0,60	892	0,14	205
180		180,6	0,48	1063	0,10	242
200		200,6	0,40	1187	0,08	268
250		250,6	0,27	1496	0,05	335
300		300,6	0,17	1805	0,03	402

Vena® MTD Technical Specifications

Inner Ø (mm)	Thickness (mm) +0,04-0,02	Outer Ø (mm)	Working Pressure (bar)	Weight (g/m) ±5%	Vacuum Resistance (bar)	Bending Radius (mm)
25		26,2	2,27	233	0,66	38
32		33,2	2,12	279	0,62	48
38		39,2	2,01	319	0,58	57
45		46,2	1,88	365	0,54	68
51		52,2	1,78	405	0,51	77
57		58,2	1,68	445	0,48	86
60		61,2	1,64	464	0,47	91
63		64,2	1,59	484	0,45	95
70		71,2	1,49	530	0,42	106
76		77,2	1,41	570	0,40	115
80	0,6	81,2	1,36	597	0,38	121
90		91,2	1,24	663	0,35	136
102		103,2	1,11	742	0,31	154
150		151,2	0,71	1059	0,19	226
152,4		153,6	0,69	1075	0,19	230
180		181,2	0,54	1257	0,14	271
200		201,2	0,45	1389	0,12	302
250		251,2	0,28	1720	0,07	377
300		301,2	0,18	2050	0,04	452

Head loss Diagram for Vena MT/MTD

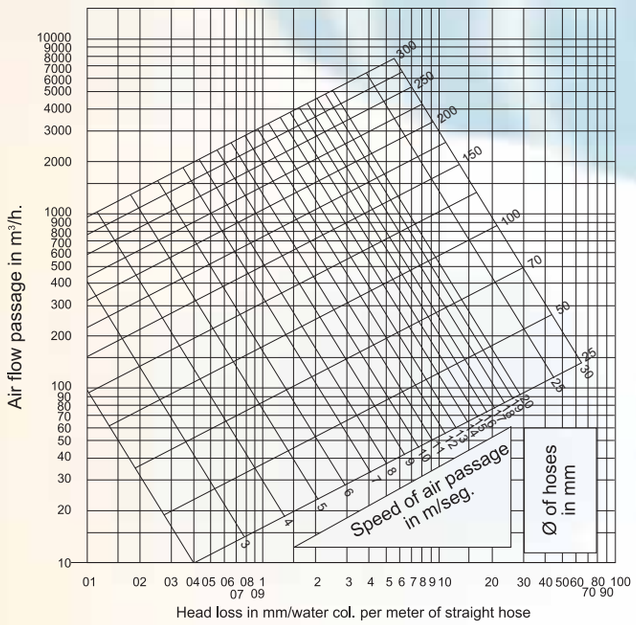

LOW TEMPERATURE AIR DUCTINGS

VENA A/VT3-VENA TECHNOAIR

VENA A/VT3
Coated PVC polyester fabric, with a steel wire spiral in the interior.

SPECIFICATIONS:
- Temperature scale: from -30ºC to +110ºC (with peaks of up to +120ºC)
- Colour: grey
- Extremely light.
- Extremely flexible.
- Excellent compression.
- Easy storage.
- Fire retardant and self-extinguishing.

DIFFERENT MANUFACTURING DIAMETERS OF BETWEEN: 51 and 406 mm
LENGTH OF MANUFACTURE: 10m

APPLICATIONS:
- Appropriate for air-conditioning installations for hot and cold air conduits • Extraction of welding fumes • Extraction of harmful fumes and vapours • Extraction of foul atmospheres and ventilation of all kinds of industrial installations • As air conduits in buses and coaches for eliminating condensation from windscreens • For use in any industrial sector.

VENA TECHNOAIR: For lengths of over 10m (up to 30m). Different manufacturing diameters of between 40 & 500 mm. Manufactured in polyamide fabric covered with PVC. COLOUR: anthracite grey. TEMPERATURE SCALE: from -20ºC to +110ºC with peaks of up to 120ºC

DUCTINGS FOR EXTRACTING FUMES AND VAPOURS

VENA TECHNOPRENE / VENA TECHNOPRENE-S

CONSTRUCTION:
VENA TECHNOPRENE: SANTOPRENE® thermoplastic rubber with an interior spiral. Manufactured with diameters ranging from 60 mm to 500 mm.

TECHNOPRENE-S: SANTOPRENE® thermoplastic rubber with an interior spiral. Manufactured with diameters ranging from 40 mm to 500 mm.

SPECIFICATIONS:
- Temperature scale: from -40ºC to +125ºC
- Colour: black
- High resistance to ageing and ozonisation
- High dynamic resistance
- Highly flexible and elastic
- Option for use in pressurised areas and vacuums
- Resistance to aqueous media, oil vapours, aliphatic hydrocarbons, methanol and salt water.

APPLICATIONS:
- Air filter system in large mobile or static engines • Climate control systems in industrial vehicles, trains, ships and aeroplanes • As flexible connections in brake-cooling systems for sports vehicles • Extraction systems for fumes from chemical products • Extraction by aspiration of all kinds of abrasive powder Can be used as conduits for cold air in freezing installations • Extraction of vapours in rotogravure printing machines • Transport of a wide variety of fumes in the chemical industry

STANDARD MANUFACTURING LENGTH: 10 m rolls

Vena® TECHNOPRENE Technical Specifications

Inner Ø (mm)	Thickness (mm) +0,04-0,02	Outer Ø (mm)	Working Pressure (bar)	Weight (g/m) ±5%	Vacuum Resistance (bar)	Bending Radius (mm)
60		61	0,43	405	0,18	70
70		71	0,34	496	0,15	80
80		81	0,28	587	0,12	90
90		91	0,23	678	0,11	100
100		101	0,20	769	0,09	110
110		111	0,17	860	0,08	120
120		121	0,15	951	0,08	130
130		131	0,14	1042	0,07	140
150		151	0,11	1224	0,06	160
160		161	0,10	1315	0,05	170
180		181	0,08	1496	0,05	190
200	0,5	201	0,07	1678	0,04	210
220		221	0,06	1860	0,04	230
230		231	0,06	1951	0,03	240
250		251	0,05	2133	0,03	260
280		281	0,04	2406	0,03	290
300		301	0,04	2588	0,02	310
325		326	0,04	2816	0,02	335
350		351	0,03	3043	0,02	360
380		381	0,03	3316	0,02	390
400		401	0,03	3498	0,02	410
450		451	0,02	3953	0,01	460
500		501	0,02	4408	0,01	510

Vena® TECHNOPRENE-S Technical Specifications

Inner Ø (mm)	Thickness (mm) +0,04-0,02	Outer Ø (mm)	Working Pressure (bar)	Weight (g/m) ±5%	Vacuum Resistance (bar)	Bending Radius (mm)
40		41	1,48	223	0,44	60
60		61	0,98	405	0,29	85
70		71	0,84	496	0,25	98
80		81	0,73	587	0,22	110
90		91	0,65	678	0,19	123
100		101	0,58	769	0,17	135
110		111	0,53	860	0,16	148
120		121	0,48	951	0,14	160
130		131	0,45	1042	0,13	173
150		151	0,39	1224	0,11	198
160		161	0,36	1315	0,11	210
180		181	0,32	1496	0,09	235
200	0,9	201	0,29	1678	0,08	260
220		221	0,26	1906	0,08	285
230		231	0,25	1951	0,07	298
250		251	0,23	2133	0,07	323
270		271	0,21	2315	0,06	348
310		311	0,18	2679	0,05	398
330		331	0,17	2861	0,05	423
350		351	0,16	3043	0,05	448
380		381	0,15	3316	0,04	485
400		401	0,14	3498	0,04	510
450		451	0,13	3953	0,04	573
500		501	0,11	4408	0,03	635

See the Chemical Compatibilities Guide in section Vena Technocar Pg.6

VENA TECHNOCAR

STANDARD MANUFACTURING LENGTH: 10 m rolls

CONSTRUCTION:
Polyamide fabric sheeting covered with SANTOPRENE® thermoplastic rubber, with a polyamide spiral in the interior.

SPECIFICATIONS:
- Temperature scale: from -40ºC to +125ºC; up to 150°C for short periods of time
- Colour: black
- Extremely light and flexible
- Good resistance to abrasion
- Recovery of its diameter (with the logical reservations) after being subjected to squashing.
- Low-level load loss.

Vena® TECHNOCAR Technical Specifications

Inner Ø (mm)	Thickness (mm) +0,04-0,02	Outer Ø (mm)	Weight (g/m) ±5%	Bending Radius (mm)
51	0,5	62	328	96
63	0,5	74	411	115
76	0,5	87	501	136
102	0,5	113	681	177
127	0,5	138	854	217
152	0,5	163	1027	257

APPLICATIONS:
- Aspiration of exhaust fumes from internal combustion engines • For use in garages and car maintenance and repair workshops, as well as all kinds of industrial vehicles • In official vehicle control installations (MOT) • Public transport vehicle parking areas • In industrial vehicle and/or car manufacturing companies

Chemical Resistance Guide
Vena® TECHNOPRENE / Vena® TECHNOCAR

Chemical Product	°C	Factor
ASTM oil Nr. 1	100	A
	125	B
ASTM oil Nr. 2	100	B
	125	C
ASTM oil Nr. 3	100	C
Butyl acetate	23	A
Hydrochloric acid 20%	23	A
Sulfuric acid 20%	23	A
Distilled water	100	A
Sea Water	23	A
Butyl Alcohol	23	A
Ethyl Alcohol	23	A
Propyl Alcohol	23	A
Bromobenzene	23	C
Chloro nitro 20%	23	A
Zinc chloride 10%	23	A
Ciclohexane	23	C
Decalin	23	C
Diethyl ether	23	A
Dimethyl formamide	23	A
2-Ethyl Hexanol	23	A
Dimethyl Phthalate	23	A
Lithyum Grease EP NLG1	23	A
	70	A
	100	A

Compatibility
A: Excellent
B: Good
C: Insufficient

Chemical Product	°C	Factor
Hexane	23	A
Nitrogen 20%	23	A
Iso octane	23	A
Iso octane/Toluene (70/30)	23	B
Iso octane/Toluene (50/50)	23	B
Gearbox liquid	70	A
Power steering liquid	100	B
Brakes liquid	70	A
	100	A
Methyl ethyl ketone (MEK)	23	A
Nitro Ethane	23	A
Prestone/Water (50/50)	100	A
	125	A
Pydrault 312 Phosphate	100	A
	125	A
	150	C
Pyridin	23	A
Skydrol 500 BA Phosphate	100	A
	125	A
	150	A
Sunvis 706 (Base oil)	100	B
	125	B
Ucon 50HB5100 Glycol	70	A
	125	A
Ucon CC 732 Glycol	70	A
	100	A
	125	A

VENA SPÄNE SLN

CONSTRUCTION:
- Inside: EPDM rubber with a thickness of 0.8 mm
- Outside: cotton fabric covered with neoprene. With a steel spiral between the fabric and the rubber.
- Temperature scale: from -40ºC to +125ºC (up to 135°C for short periods of time)
- Wall thickness: 2.5 mm (+1.5/-0.7 mm)

DIFFERENT MANUFACTURING DIAMETERS OF BETWEEN 25 and 300 mm

LENGTH OF MANUFACTURE: 4 or 6 m, depending on diameter

APPLICATIONS:
Aspiration of oil vapours in diesel engines • Aspiration of technical fumes in industry in general • Applicable to air filters in static engines (generators, heating systems, refrigerators, etc.)

DUCTINGS FOR LARGE FLOW VOLUMES

VENA INDUSTRIA

SPECIFICATIONS

Heavy duty, high-flexibility pipes, easy to transport by dragging them along the ground, since the exterior wire spiral protection unit prevents breakage from friction.

TYPES

int. Ø of ductings (mm)	100	125	150	180	200	250	300	350	400	450	500	550	600	700	750
A: Standard pitch (mm)	55	55	85	85	105	105	105	155	155	155	155	155	155	155	155
B. Narrow pitch (mm)	55	55	55	55	55	55	55	85	85	85	85	85	85	85	85
Wire Ø	2,5	2,5	2,5	3	3	3	3	4	4	4	4	4	4	4	4
Length of cuffs (mm)	100	100	100	100	100	100	165	165	165	165	165	165	165	165	165

Pieces finished with cuffed ends. Option for incorporating hoses with fast-connection rings and/or suspension rings.

WITH CUFFED ENDS
(Standard construction)

WITH FAST CONNECTION RINGS

WITH SUSPENSION RINGS

CONSTRUCTION:

PYPX:
Temperature scale:
-10ºC to +100ºC.
Material and construction:
Polyamide fabric covered with PVC, with an exterior steel spiral covered with a PVC section.
Colour: Yellow
Spiral covering: Black PVC.

PYP:
Temperature scale:
-10ºC to +100ºC.
Material and construction:
Heavy-duty nylon fabric covered with PVC, with an exterior steel spiral covered with a PVC section.
Colour: Printed yellow.
Spiral covering: Black PVC.

NBN:
Temperature scale:
-30ºC to +120ºC.
Material and construction:
Cotton fabric covered with neoprene, with an exterior steel spiral covered with a PVC section.
Colour: Black
Spiral covering: Black PVC.

NYN:
Temperature scale:
-40ºC to +140ºC.
Material and construction:
Nylon fabric covered with neoprene, with an exterior steel spiral covered with a PVC section.
Colour: Black
Spiral covering: Black PVC.

NYN-AC (Antistatic):
Temperature scale:
-40ºC to +140ºC.
Material and construction:
Nylon fabric covered with antistatic neoprene, with an exterior steel spiral covered with a PVC section.
Colour: Anthracite
Spiral covering: Black PVC.

NGN:
Temperature scale:
-40ºC to +150ºC.
Material and construction:
Fiberglass fabric covered with neoprene, with an exterior steel spiral covered with a PVC section.
Colour: Black
Spiral covering: Black PVC.

SGS:
Temperature scale:
-55ºC to +300ºC.
Material and construction:
Fiberglass fabric covered with silicone, with an exterior steel spiral covered with a silicone section.
Colour: Red
Spiral covering: Ivory silicone section.

AGGA:
Temperature scale:
-40ºC to +325ºC.
Material and construction:
Heavy-duty fiberglass fabric with an exterior covered with aluminium and open interior, with the wire spiral between the stitched layers of the fabric.
Colour: Mirror-finish aluminium.
Spiral covering: Typical of the fabric layers.

APPLICATIONS: For large flow volumes of air at medium or high temperatures. Owing to the wide range of options and the possibilities available, please consult for the model that best suits your requirements.

DIFFERENT MANUFACTURING DIAMETERS OF BETWEEN 100 and 750 mm
MAXIMUM LENGTH OF MANUFACTURE: 10 m

INDUSTRIAL AIR HOSES

www.venair.com

EMAS

ISO 9001

ISO 14001

VENAIR IBÉRICA S.A.

Pol. Ind. Nord
c/ Perpinyà, 29 E-08226
Terrassa (Barcelona)SPAIN
Tel: (+34) 937 364 860
Fax: (+34) 937 349 008
e-mail: info@venair.com
www.venair.com

VENAIR FRANCE

Champ du Perrier
Parc du Grand Lyon
FR-01700 Neyron (France)
Tel: +33 (0) 437 85 08 60
Fax: +33 (0) 437 85 08 61
e-mail: contact@venair.com
www.venair.com

VENAIR DEUTSCHLAND

Robert-Bosch-Strasse 3
D-71691 Freiberg am Neckar (Germany)
Tel: +49 (0) 07141 9748653
Fax: +49 (0) 07141978655
e-mail: kontakt@venair.com
www.venair.com

VENAIR INC. MIAMI

14470 Commerce way
Miami Lakes FL 33016 (USA)
Tel: (+1) 305 362 8920
Fax: (+1) 305 362 8921
e-mail: USAsales@venair.com
www.venair.com

VENAIR ITALIA

Via del Fontanone, scn
Zona Industriale IT-15040
Castelletto Monferrato (AL) ITALIA
Tel: (+39) 0131 243903
Fax: (+39) 0131 237408
e-mail: commerciale@venair.com
www.venair.com

VENAIR TECHNOSIL UK

Unit 27, New Albion Industrial Estate
Halley Street, Glasgow G13 4DJ (UK)
Tel: (+44) 0141 952 4943
Fax: (+44) 0141 952 4944
e-mail: uksales@venair.com
www.venair.com

VENAIR SHANGHAI

No 309 Ren Qing Road Pudong
New Area, Shanghai (CHINA)
Tel: (+86) 021-3868 8806
Fax: (+86) 021-3868 8805
e-mail: cnsales@venair.com
www.venair.com

REF. CAT.31.ENG.rev.02 JCS DISSENY & PUBLICITAT 93 786 12 64